


PHOTOGRAPHS OF THE TEST CONFIGURATION


CONDUCTED EMISSION TEST

(For BT)

TEST MODE A





TEST MODE B





RADIATED EMISSION TEST

(For BT)



TEST MODE A



TEST MODE B




(For PART 22 / 24)




(SAR Test Set Up Photos)


A. RIGHT HEAD POSITION:



B. LEFT HEAD POSITION:



C. BODY POSITION:





DESCRIPTION OF ANTENNA LOCATION



TEST SET UP PHOTO