



Pictures of Test Setup for HAC Testing IHDP56KW1



Figure 1. Phone Front and Back







Figure 2. Phone Front - Orientation and Measurement Plane for RF Emissions Testing



**Figure 3. Positioning and Measurement for RF Emissions**



**Figure 4. Positioning and Measurement for ABM (Telecoil) Emissions**



**Figure 5. Location of point measurements for ABM (Telecoil) Emissions**