



Portable Cellular Phone SAR Test Report

Photographs of the device under test



Figure 1: Phone Front and Back




Figure 2: Cheek Position, Front of SAM Phantom




Figure 3: Cheek Position, Top of SAM Phantom




Figure 4: Tilt Position, Front of SAM Phantom



Figure 5: Tilt Position, Top of SAM Phantom



Figure 7: Body Position