



**MOBILE DEVICES BUSINESS**

**PRODUCT SAFETY AND COMPLIANCE  
EMC LABORATORY**

**EMC TEST REPORT - Addendum**

**Test Report Number** – 23101-1BT

**Report Date** – 2009-06-23

The test results contained herein relate only to the model(s) identified. It is the manufacturer's responsibility to assure that additional production units of this model are manufactured with identical electrical and mechanical characteristics.

Signature:

Name: Lei Yang

Title: EMC Project Manager

Test: 2009-06-15 to 2009-06-22

As the responsible test lab manager, I hereby declare that the model tested as specified in this report conforms to the requirements indicated.

Signature:

Name: Yilin Zhao

Title: Test Lab Manager

Date: 2009-06-23

This report must not be reproduced, except in full, without written approval from this laboratory.

FCC Registration Number: 177885

IC Registration Number: 109AW-1

ADR Testing Service location ADR BJ  
ISO/IEC-17025:2005 accredited by UKAS



**Table of Contents**

Test Report Details ..... 4

Applicable Standards ..... 5

Summary of Testing..... 6

General and Special Conditions..... 6

Equipment and Cable Configurations..... 7

Measuring Equipment and Calibration Information ..... 7

Description of Bluetooth (BT) Transmitter ..... 8

Measurement Procedures and Data..... 9

**FIELD STRENGTH OF SPURIOUS EMISSIONS**..... 9

        Measurement Procedure..... 9

        Measurement Results ..... 9

            30 MHz – 18 GHz Low Channel Dual Polarization X – slider open ..... 10

            30 MHz – 18 GHz Low Channel Dual Polarization X – slider closed ..... 10

            30 MHz – 18 GHz Low Channel Dual Polarization Y – slider open ..... 11

            30 MHz – 18 GHz Low Channel Dual Polarization Y – slider closed ..... 11

            30 MHz – 18 GHz Low Channel Dual Polarization Z – slider open ..... 12

            30 MHz – 18 GHz Low Channel Dual Polarization Z – slider closed ..... 12

            30 MHz – 18 GHz Middle Channel Dual Polarization X – slider open ..... 13

            30 MHz – 18 GHz Middle Channel Dual Polarization X- slider closed ..... 13

            30 MHz – 18 GHz Middle Channel Dual Polarization Y – slider open ..... 14

            30 MHz – 18 GHz Middle Channel Dual Polarization Y – slider closed..... 14

            30 MHz – 18 GHz Middle Channel Dual Polarization Z – slider open..... 15

            30 MHz – 18 GHz Middle Channel Dual Polarization Z – slider closed ..... 15

            30 MHz – 18 GHz High Channel Dual Polarization X – slider open..... 16

            30 MHz – 18 GHz High Channel Dual Polarization X – slider closed ..... 16

            30 MHz – 18 GHz High Channel Dual Polarization Y – slider open..... 17

            30 MHz – 18 GHz High Channel Dual Polarization Y – slider closed ..... 17

            30 MHz – 18 GHz High Channel Dual Polarization Z – slider open ..... 18

            30 MHz – 18 GHz High Channel Dual Polarization Z – slider closed..... 18

            18-26.5 GHz Low Channel Dual Polarization X – slider open ..... 19

            18-26.5 GHz Low Channel Dual Polarization X- slider closed..... 19

            18-26.5 GHz Middle Channel Dual Polarization X- slider open..... 20

            18-26.5 GHz Middle Channel Dual Polarization X – slider closed..... 20

            18-26.5 GHz High Channel Dual Polarization X- slider open ..... 21

            18-26.5 GHz High Channel Dual Polarization X – slider closed ..... 21

**BAND-EDGE COMPLIANCE OF RF RADIATED EMISSIONS**..... 22

        Measurement Procedure..... 22

        Measurement Results ..... 22

            Authorized Band Emissions Low Channel Dual Polarization X – slider open ..... 23

            Authorized Band Emissions Low Channel Dual Polarization X – slider closed..... 24

            Authorized Band Emissions Low Channel Dual Polarization Y – slider open ..... 25

            Authorized Band Emissions Low Channel Dual Polarization Y – slider closed..... 26

            Authorized Band Emissions Low Channel Dual Polarization Z – slider open..... 27

            Authorized Band Emissions Low Channel Dual Polarization Z – slider closed ..... 28

            Authorized Band Emissions High Channel Dual Polarization X – slider open..... 29

Authorized Band Emissions High Channel Dual Polarization X – slider closed .... 30  
Authorized Band Emissions High Channel Dual Polarization Y – slider open..... 31  
Authorized Band Emissions High Channel Dual Polarization Y – slider closed .... 32  
Authorized Band Emissions High Channel Dual Polarization Z – slider open ..... 33  
Authorized Band Emissions High Channel Dual Polarization Z – slider closed..... 34  
PICTURES..... 34

## **Test Report Details**

Tests Performed By: Motorola (China) Technologies Ltd.  
Asia Global Compliance Labs  
No.1 Wang Jing East Road  
Chao Yang District  
Beijing, 100102, P. R. China  
Phone: +86 10 8473 2610  
FCC Registration Number: 177885  
IC Registration Number: 109AW-1

Tests Requested By: Motorola Inc.  
Mobile Devices business  
600 North US Hwy 45  
Libertyville, IL 60048

Product Type: Cell phone with Bluetooth

Form Factor: Slider

Signaling Capability: GSM 850/900/1800/1900,  
EDGE Class 10, GPRS Class 10,  
Bluetooth Class 1.5, version 2.0

IMEI: 354647030000491

FCC ID: IHDP56KH1

Project number: 23101-1

Testing Complete Date: 06-22-2009

## Applicable Standards

All tests and measurements indicated in this document were performed in accordance with the Code of Federal Regulations Title 47 Part 2, Sub-part J as well as the following parts:

- Part 15 Subpart C – Intentional Radiators
- Part 22 Subpart H - Public Mobile Services
- Part 24 - Personal Communications Services
- Part 27 - Wireless Communications Service
- Part 90 - Private Land Mobile Radio Service

Applicable Standards: ANSI C63.4:2003, RSS-GEN, RSS-210 (Bluetooth).

The following tests were performed according to the regulations:

- The **spurious radiated emission** requirements of § **15.247(d) of CFR47 Part 15 2006**, specifically” radiated emissions which fall in the restricted bands, as defined in Section 15.205(a), must also comply with the radiated emission limits specified in Section 15.209(a) (see Section 15.205(c)).
- Under this project only 30 to 1000 MHz, 1 to 26.5 GHz radiated emissions and radiated band-edge measurements were performed.
- For frequencies below 1 GHz a 100 kHz RBW (6 dB) is used and above 1 GHz a 1 MHz RBW (6 dB) is used.

**Summary of Testing**

Test	Test Name	Pass/Fail
1	Field Strength of Spurious Emissions	Pass ( )
2	Band-edge Compliance of RF Radiated Emissions	Pass ( )

Test	Test Name	Results
1	Field Strength of Spurious Emissions	See plots
2	Band-edge Compliance of RF Radiated Emissions	See plots

The margin with respect to the limit is the minimum margin for all modes and bands. ( ) indicates the margin at which the product exceeds the limit.

**General and Special Conditions**

The test sample was tested using a fully charged battery when applicable. Where a battery could not be used due to the need for a controlled variation of input voltage, an external power supply was utilized.

All testing was done in an indoor controlled environment with an average temperature of 21 ° C ± 1 ° C and relative humidity of 50 % ± 6 % over the dates used for testing.

## Equipment and Cable Configurations

The test sample was tested in a stand-alone configuration that is representative of typical use.

## Measuring Equipment and Calibration Information

Equipment related to the semi-anechoic chamber testing:

<b>Equipment</b>	<b>Model/type</b>	<b>Serial number</b>	<b>Operational range</b>	<b>Date of calibration</b>
EMI Receiver	ESU 40	100036	20 Hz – 40 GHz	05.15.2009
Pre Amplifiers	PA-02-0001:	2007343	10 kHz – 3 GHz	06.26.2008
	PA-02-218	2007344	3 GHz – 18 GHz	06.26.2008
	PA-02-5	2007345	18 GHz – 40 GHz	06.26.2008
Radio Communication Tester	CMU 200	112790	GSM 850/900/1800/1900, IS95, UMTS, CDMA, Bluetooth	N/A
Band Reject Filter	WRCG	N/A	ISM band	N/A
	4N45-24241/3/6	N/A	WLAN	N/A

The antennas used in the various tests are listed in the below table.

<b>Antenna</b>	<b>Type</b>	<b>Serial number</b>	<b>Operational range</b>	<b>Date of calibration</b>
Hybrid-log periodic	TDK HLP 3003C	130361	30 MHz – 3 GHz	11.07.08
Double ridged Horn	TDK HRN0118	130303	1 GHz – 18 GHz	03.26.09
Double ridged Horn	ETS HRN3116	00071938	18 GHz – 40 GHz	10.17.08

All equipment is on a one-year calibration cycle except for antennas

## **Description of Bluetooth (BT) Transmitter**

The 23101-1 cell phone sample offers Bluetooth as a feature. The Bluetooth spread-spectrum, frequency hopping transceiver is designed to operate between 2400 and 2483.5 MHz. The antenna installation is permanent. For a more thorough description of the functionality please refer to Exhibit 12 of this package.

As a Bluetooth transmitter, it is designed operate with other Bluetooth devices as defined by the industrial standard. In this application, the test sample is battery-operated.

## **Measurement Procedures and Data**

### **FIELD STRENGTH OF SPURIOUS EMISSIONS**

CFR Part 2.1053, 15.205, 15.209, 15.247

#### **Measurement Procedure**

The test sample is placed inside the semi-anechoic chamber on a polystyrene table at the turntable center. For each spurious frequency, the antenna mast is raised and lowered from 1 to 4 meters and the turntable is rotated 360 degrees to obtain a maximum reading on the spectrum analyzer. This is repeated for both horizontal and vertical polarizations of the receive antenna.

For 30 MHz – 18 GHz:

Field Strength (dB $\mu$ V/m) = EMI Receiver Level (dB $\mu$ V) + Cable Loss (dB) -  
Amplifier Gain (dB) + Filter loss (dB) + Antenna  
Correction Factor (3/m)

For 18 GHz – 26.5 GHz:

Field Strength (dB $\mu$ V/m) = EMI Receiver Level (dB $\mu$ V) + Cable Loss (dB) -  
Amplifier Gain (dB) + Filter loss (dB) + Antenna  
Correction Factor (1/m)

A fully charged battery was used for the supply voltage.

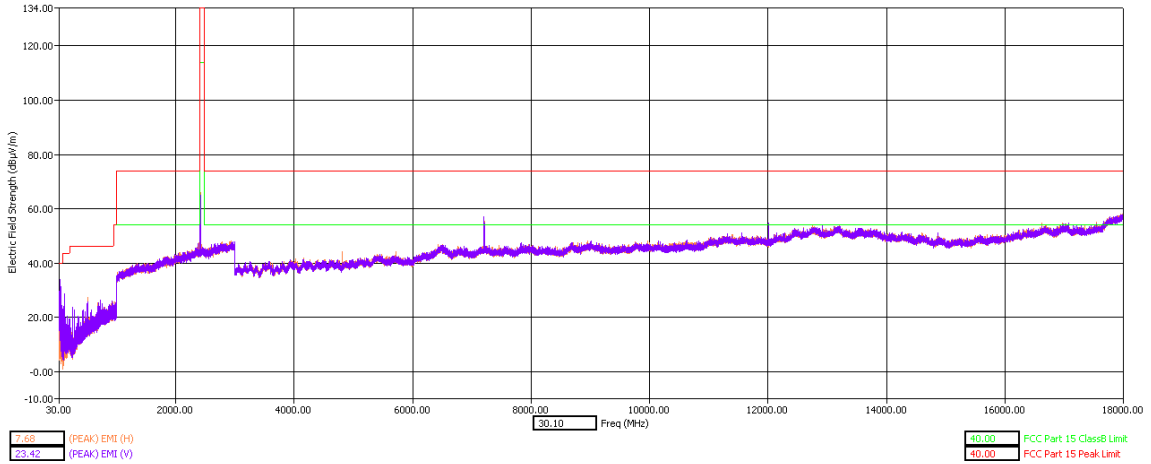
**The test sample was operated during the measurements under the following conditions:**

- Tests were performed at low, mid and high channels.
- Tests were performed in X, Y and Z polarizations.

#### **Measurement Results**

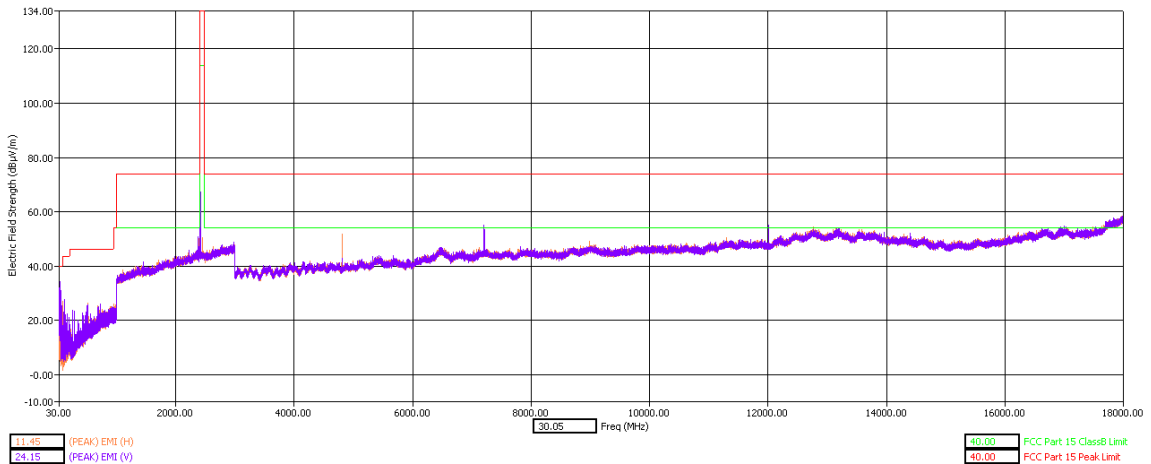
For peak emissions detected above 1 GHz, only those emissions that are higher than the AVG limit line plus 8 dB are selected for final emission analysis.

Test title: FCC 15.205, 15.209, 15.247  
Operator name: Hailiang.Tang  
EUT type: Murano, 10978-9466-12866, BN60\_SNN5833A  
EUT condition: SW-R48123\_G\_13.00.30R, HW:0.5  
Date: 6/16/2009  
Time: 1:43:43 PM  
Comments: FCC 15.247 (c) (1) Bluetooth (BT) emission in TCH mode.  
BT ch. 00 (2402 MHz) do in test mode. Orientation X=H  
HLP 3003C antenna (30 MHz - 3 GHz).  
HRN 0118 antenna (3 GHz-18 GHz).  
Peak detector used.



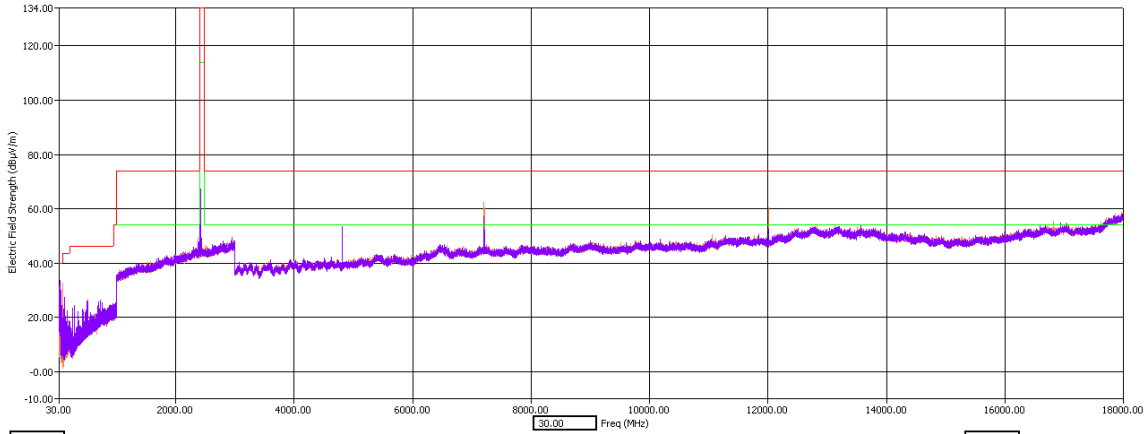
30 MHz – 18 GHz Low Channel Dual Polarization X – slider open

Test title: FCC 15.205, 15.209, 15.247  
Operator name: Hailiang.Tang  
EUT type: Murano, 10978-9466-12866, BN60\_SNN5833A  
EUT condition: SW-R48123\_G\_13.00.30R, HW:0.5  
Date: 6/17/2009  
Time: 9:45:09 AM  
Comments: FCC 15.247 (c) (1) Bluetooth (BT) emission in TCH mode.  
BT ch. 00 (2402 MHz) do in test mode. Orientation X=H  
HLP 3003C antenna (30 MHz - 3 GHz).  
HRN 0118 antenna (3 GHz-18 GHz).  
Peak detector used.



30 MHz – 18 GHz Low Channel Dual Polarization X – slider closed

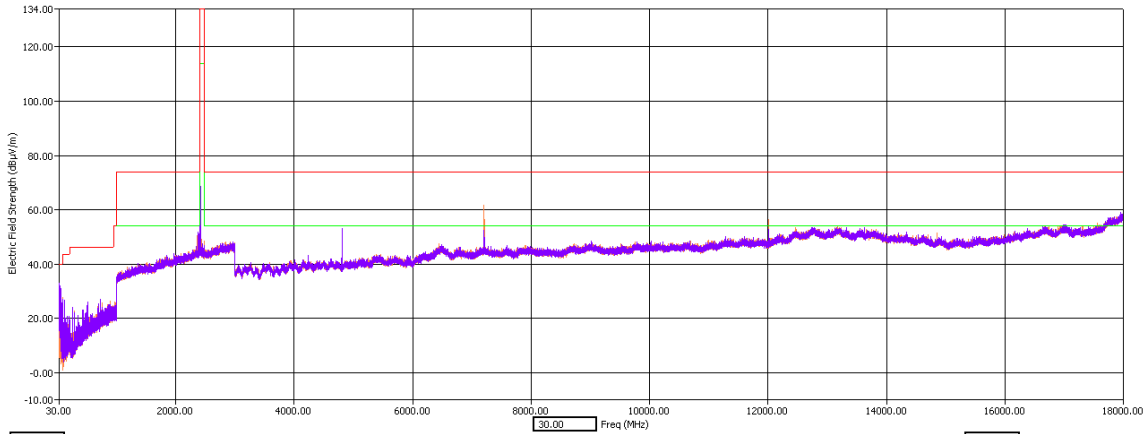
Test title: FCC 15.205, 15.209, 15.247  
 Operator name: Hailiang.Tang  
 EUT type: Murano, 10978-9466-12866, BN60, SNN5833A  
 EUT condition: SW-R48123\_G\_13.00.30R, HW:0.5  
 Date: 6/16/2009  
 Time: 4:31:14 PM  
 Comments: FCC 15.247 (c) (1) Bluetooth (BT) emission in TCH mode.  
 BT ch. 00 (2402 MHz) do in test mode. Orientation Y=V  
 HLP 3003C antenna (30 MHz - 3 GHz).  
 HRN 0118 antenna (3 GHz-18 GHz).  
 Peak detector used.



11.74 (PEAK) EMI (H)	24.50 (PEAK) EMI (V)	30.00	40.00 FCC Part 15 ClassB Limit	40.00 FCC Part 15 Peak Limit		
Freq (MHz)	Freq (Max) (MHz)	(AVG) EMI (dBµV/m)	(1) Limit (dBµV/m)	(AVG) Margin Lim1 (dB)	EUT Ttbl Agl (deg)	Pol
7206.00	7206.51	47.51	54.00	-6.49	161.90	H
7206.00	7206.46	46.73	54.00	-7.27	160.40	V

**30 MHz – 18 GHz Low Channel Dual Polarization Y – slider open**

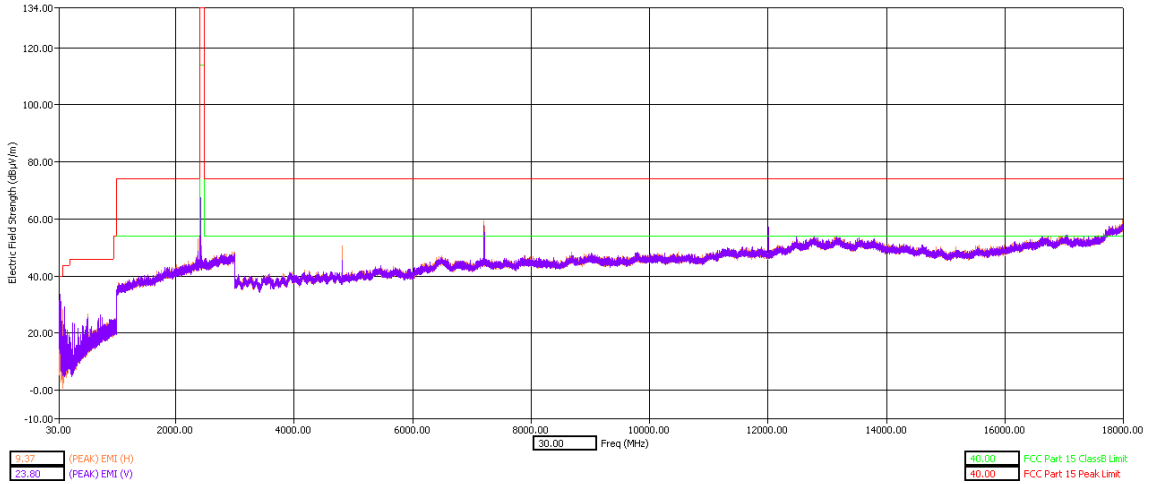
Test title: FCC 15.205, 15.209, 15.247  
 Operator name: Hailiang.Tang  
 EUT type: Murano, 10978-9466-12866, BN60, SNN5833A  
 EUT condition: SW-R48123\_G\_13.00.30R, HW:0.5  
 Date: 6/17/2009  
 Time: 1:22:47 PM  
 Comments: FCC 15.247 (c) (1) Bluetooth (BT) emission in TCH mode.  
 BT ch. 00 (2402 MHz) do in test mode. Orientation Y=V  
 HLP 3003C antenna (30 MHz - 3 GHz).  
 HRN 0118 antenna (3 GHz-18 GHz).  
 Peak detector used.



0.86 (PEAK) EMI (H)	24.20 (PEAK) EMI (V)	30.00	40.00 FCC Part 15 ClassB Limit	40.00 FCC Part 15 Peak Limit		
Freq (MHz)	Freq (Max) (MHz)	(AVG) EMI (dBµV/m)	(1) Limit (dBµV/m)	(AVG) Margin Lim1 (dB)	EUT Ttbl Agl (deg)	Pol
7206.00	7206.53	44.84	54.00	-9.16	88.20	H
7206.00	7206.44	42.69	54.00	-11.31	287.90	V

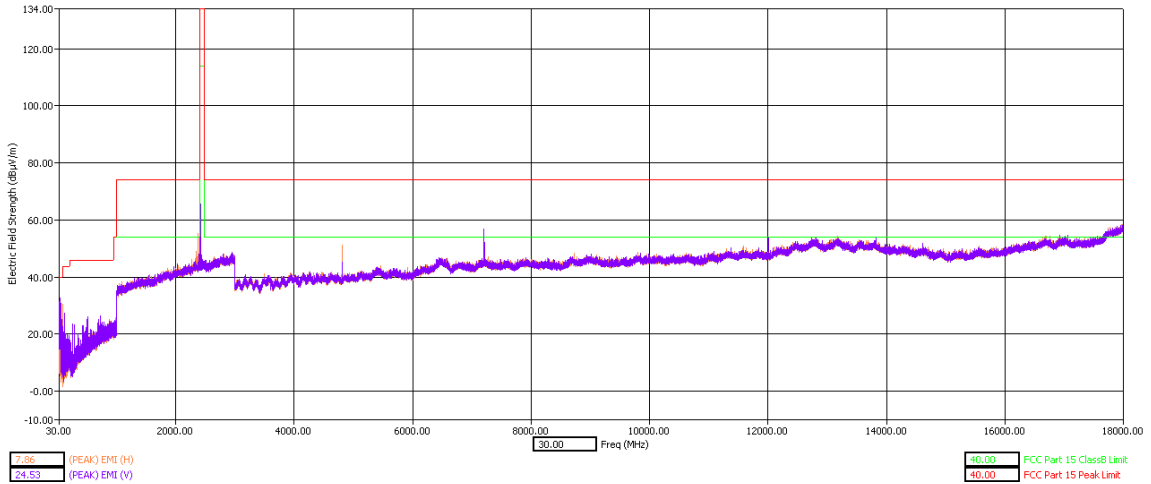
**30 MHz – 18 GHz Low Channel Dual Polarization Y – slider closed**

Test title: FCC 15.205, 15.209, 15.247  
Operator name: Hailiang Tang  
EUT type: Murano, 10978-9466-12866, BN60\_SNN5833A  
EUT condition: SW:R48123\_G\_13.00.30R, HW:0.5  
Date: 6/16/2009  
Time: 3:22:51 PM  
Comments: FCC 15.247 (c) (1) Bluetooth (BT) emission in TCH mode.  
BT ch. 00 (2402 MHz) do in test mode. Orientation Z=V  
HLP 3003C antenna (30 MHz - 3 GHz).  
HRN 0118 antenna (3 GHz-18 GHz) .  
Peak detector used.



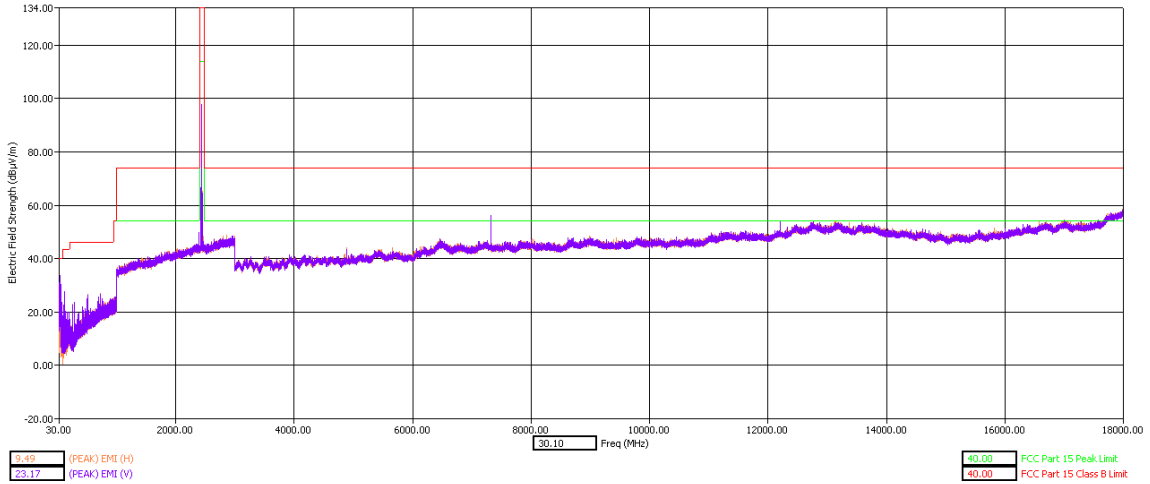
**30 MHz – 18 GHz Low Channel Dual Polarization Z – slider open**

Test title: FCC 15.205, 15.209, 15.247  
Operator name: Hailiang Tang  
EUT type: Murano, 10978-9466-12866, BN60\_SNN5833A  
EUT condition: SW:R48123\_G\_13.00.30R, HW:0.5  
Date: 6/17/2009  
Time: 12:56:13 PM  
Comments: FCC 15.247 (c) (1) Bluetooth (BT) emission in TCH mode.  
BT ch. 00 (2402 MHz) do in test mode. Orientation Z=V  
HLP 3003C antenna (30 MHz - 3 GHz).  
HRN 0118 antenna (3 GHz-18 GHz) .  
Peak detector used.



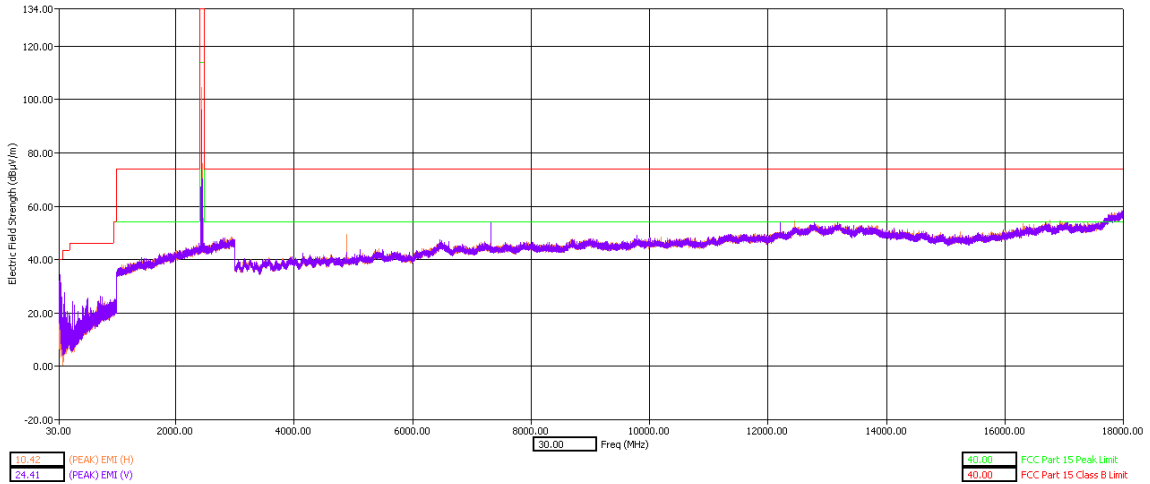
**30 MHz – 18 GHz Low Channel Dual Polarization Z – slider closed**

Test title: FCC 15.205, 15.209, 15.247  
Operator name: Hailiang Tang  
EUT type: Murano, 10978-9466-12866, BN60\_SNN5833A  
EUT condition: SW:R48123\_G\_13.00.30R, HW:0.5  
Date: 6/16/2009  
Time: 2:07:05 PM  
Comments: FCC 15.247 (c) (1) Bluetooth (BT) emission in TCH mode.  
BT ch. 39 (2441 MHz) do in test mode. Orientation X=H  
HLP 3003C antenna (30 MHz - 3 GHz).  
HRN 0118 antenna (3 GHz-18 GHz).  
Peak detector used.



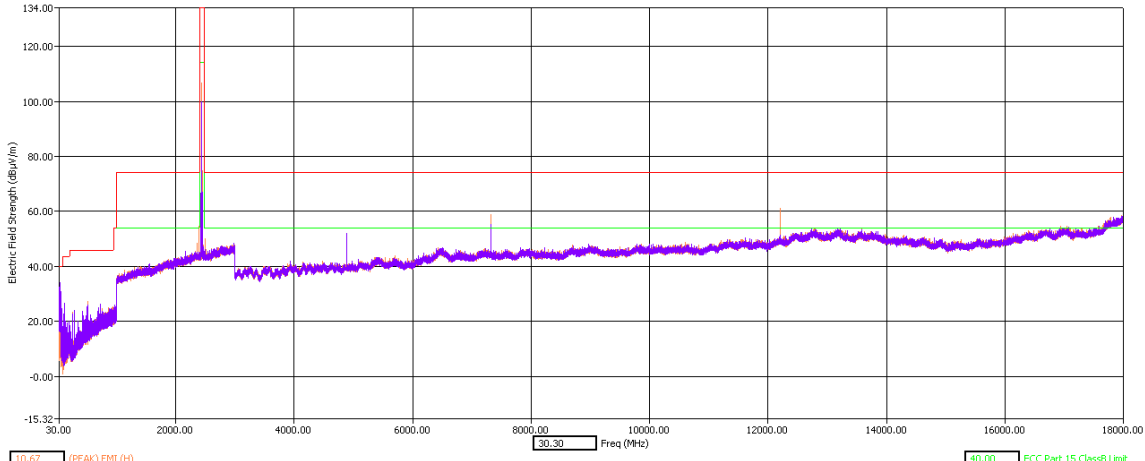
**30 MHz – 18 GHz Middle Channel Dual Polarization X – slider open**

Test title: FCC 15.205, 15.209, 15.247  
Operator name: Hailiang Tang  
EUT type: Murano, 10978-9466-12866, BN60\_SNN5833A  
EUT condition: SW:R48123\_G\_13.00.30R, HW:0.5  
Date: 6/17/2009  
Time: 10:10:41 AM  
Comments: FCC 15.247 (c) (1) Bluetooth (BT) emission in TCH mode.  
BT ch. 39 (2441 MHz) do in test mode. Orientation X=H  
HLP 3003C antenna (30 MHz - 3 GHz).  
HRN 0118 antenna (3 GHz-18 GHz).  
Peak detector used.



**30 MHz – 18 GHz Middle Channel Dual Polarization X- slider closed**

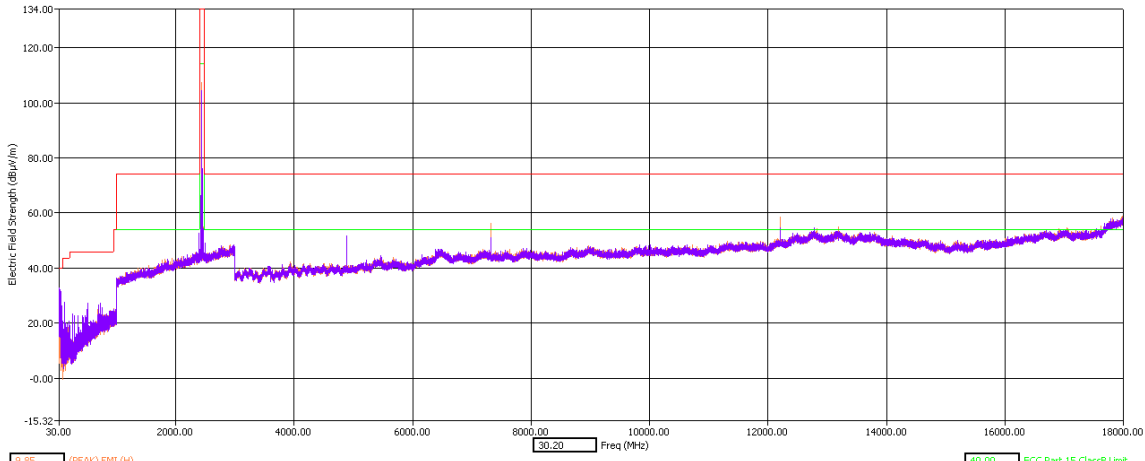
Test title: FCC 15.205, 15.209, 15.247  
 Operator name: Hailiang Tang  
 EUT type: Murano, 10978-9466-12866, BN60\_SNN5833A  
 EUT condition: SW-R46123\_5\_13.00.30R, HW:0.5  
 Date: 6/16/2009  
 Time: 5:14:42 PM  
 Comments: FCC 15.247 (c) (1) Bluetooth (BT) emission in TCH mode.  
 BT ch. 39 (2441 MHz) do in test mode. Orientation Y=V  
 HLP 3003C antenna (30 MHz - 3 GHz).  
 HRN 0118 antenna (3 GHz-18 GHz).  
 Peak detector used.



Freq (MHz)	Freq (Max) (MHz)	(AVG) EMI (dBµV/m)	(1) Limit (dBµV/m)	(AVG) Margin Lim1 (dB)	EUT Ttbl Agl (deg)	Pol
7323.00	7322.67	42.47	54.00	-11.53	162.00	H
7323.00	7322.77	43.73	54.00	-10.27	96.90	V
12205.00	12204.41	47.13	54.00	-6.87	153.80	H
12205.00	12205.65	44.05	54.00	-9.95	250.50	V

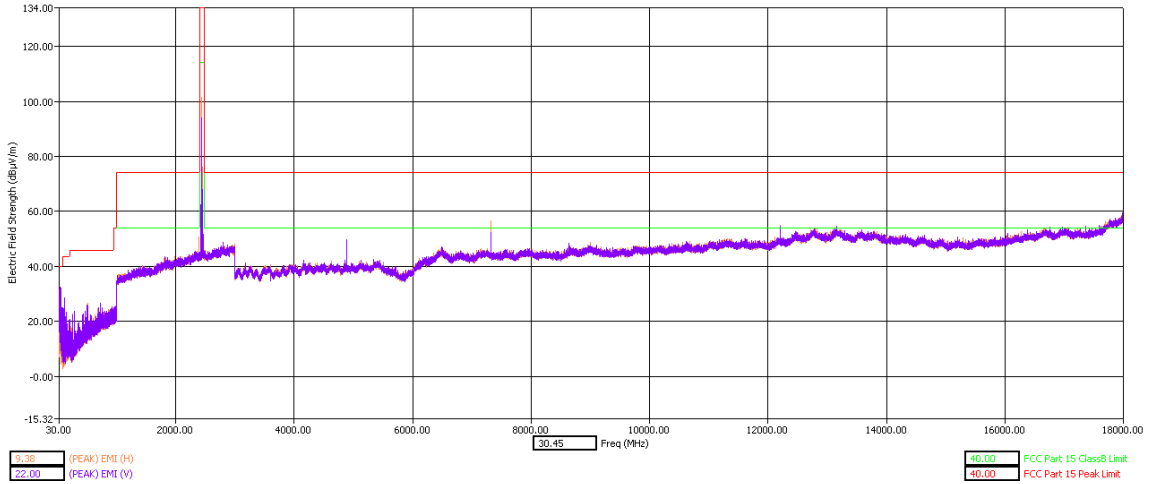
**30 MHz – 18 GHz Middle Channel Dual Polarization Y – slider open**

Test title: FCC 15.205, 15.209, 15.247  
 Operator name: Hailiang Tang  
 EUT type: Murano, 10978-9466-12866, BN60\_SNN5833A  
 EUT condition: SW-R46123\_5\_13.00.30R, HW:0.5  
 Date: 6/17/2009  
 Time: 1:43:20 PM  
 Comments: FCC 15.247 (c) (1) Bluetooth (BT) emission in TCH mode.  
 BT ch. 39 (2441 MHz) do in test mode. Orientation Y=V  
 HLP 3003C antenna (30 MHz - 3 GHz).  
 HRN 0118 antenna (3 GHz-18 GHz).  
 Peak detector used.



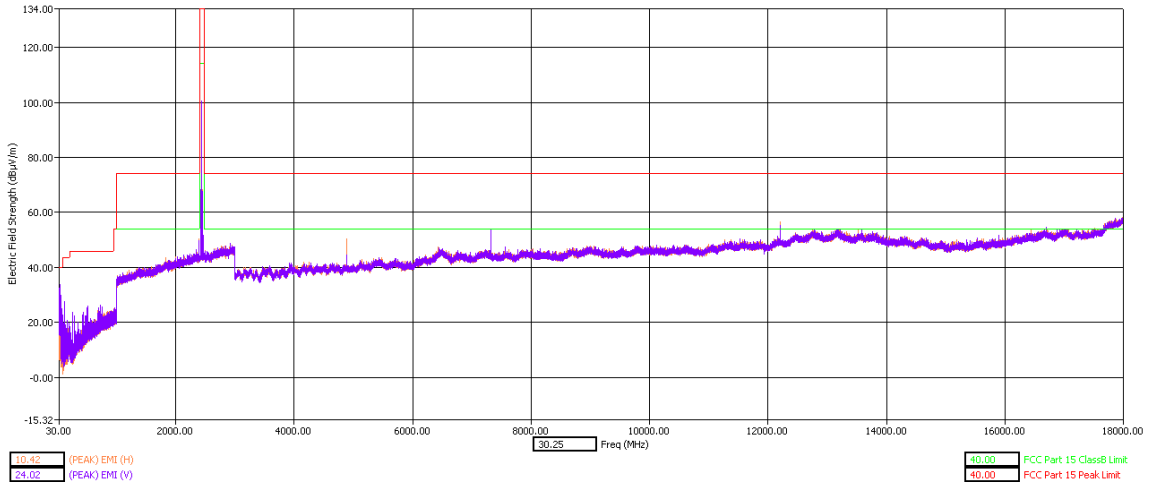
**30 MHz – 18 GHz Middle Channel Dual Polarization Y – slider closed**

Test title: FCC 15.205, 15.209, 15.247  
Operator name: Hailiang Tang  
EUT type: Murano, 10978-9466-12866, BN60\_SNN5833A  
EUT condition: SW:R48123\_G\_13.00.30R, HW:0.5  
Date: 6/22/2009  
Time: 1:35:43 PM  
Comments: FCC 15.247 (c) (1) Bluetooth (BT) emission in TCH mode.  
BT ch. 39 (2441 MHz) do in test mode. Orientation Z=V  
HLP 3003C antenna (30 MHz - 3 GHz).  
HRN 0118 antenna (3 GHz-18 GHz).  
Peak detector used.



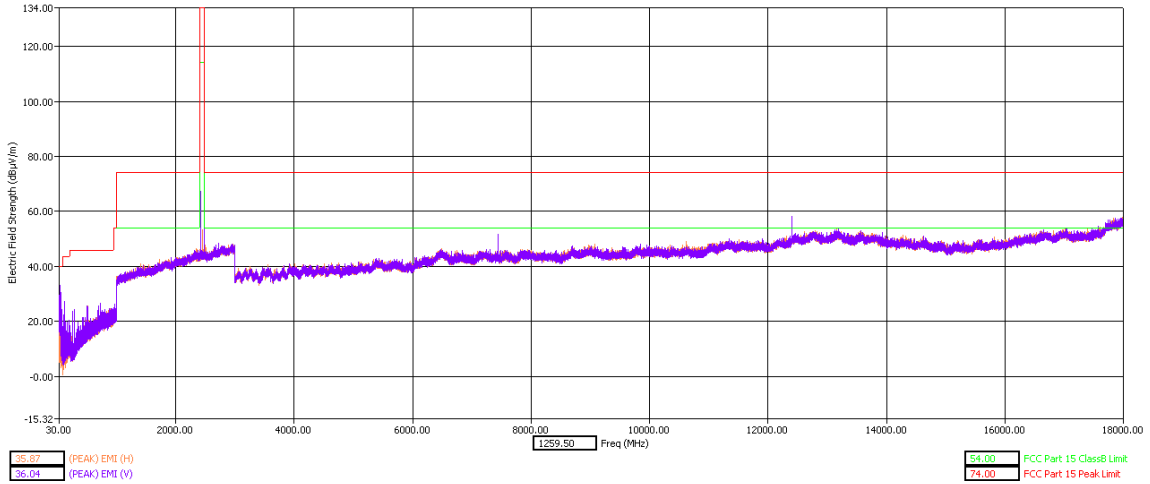
**30 MHz – 18 GHz Middle Channel Dual Polarization Z – slider open**

Test title: FCC 15.205, 15.209, 15.247  
Operator name: Hailiang Tang  
EUT type: Murano, 10978-9466-12866, BN60\_SNN5833A  
EUT condition: SW:R48123\_G\_13.00.30R, HW:0.5  
Date: 6/17/2009  
Time: 12:42:57 PM  
Comments: FCC 15.247 (c) (1) Bluetooth (BT) emission in TCH mode.  
BT ch. 39 (2441 MHz) do in test mode. Orientation Z=V  
HLP 3003C antenna (30 MHz - 3 GHz).  
HRN 0118 antenna (3 GHz-18 GHz).  
Peak detector used.



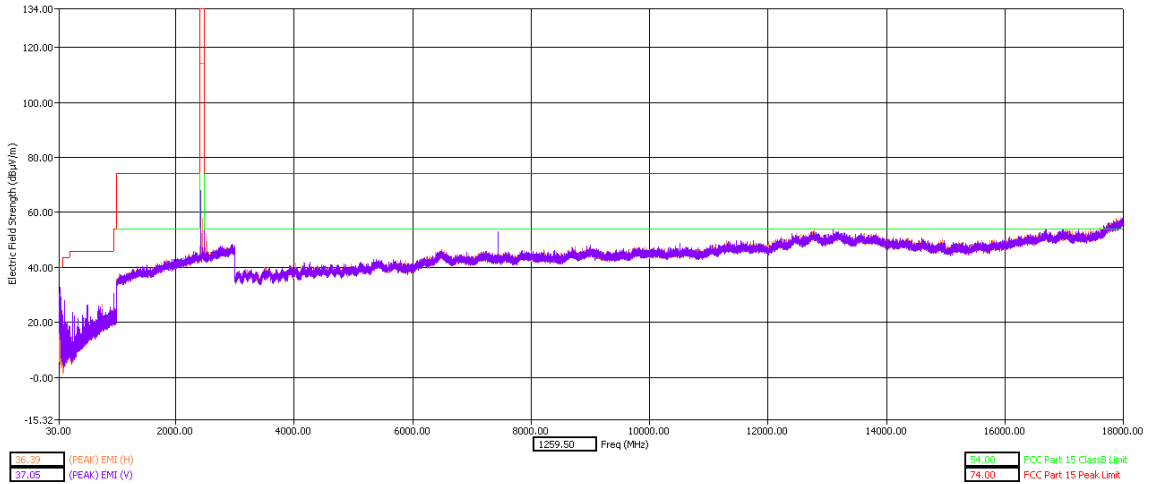
**30 MHz – 18 GHz Middle Channel Dual Polarization Z – slider closed**

Test title: FCC 15.205, 15.209, 15.247  
Operator name: Hailiang Tang  
EUT type: Murano, 10978-9466-12866, BN60\_SNN5833A  
EUT condition: SW:R48123\_G\_13.00.30R, HW:0.5  
Date: 6/16/2009  
Time: 2:20:23 PM  
Comments: FCC 15.247 (c) (1) Bluetooth (BT) emission in TCH mode.  
BT ch. 78 (2480 MHz) do in test mode. Orientation X=H  
HLP 3003C antenna (30 MHz - 3 GHz).  
HRN 0118 antenna (3 GHz-18 GHz).  
Peak detector used.



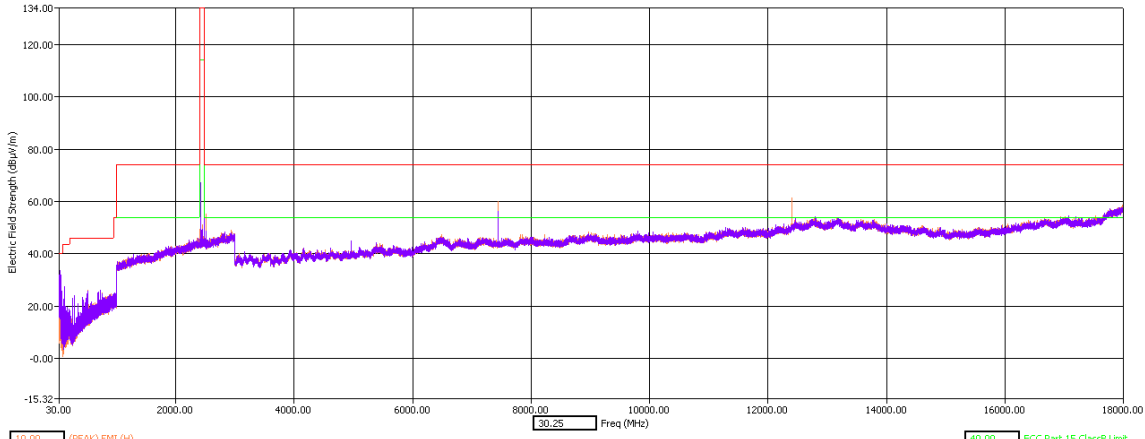
**30 MHz – 18 GHz High Channel Dual Polarization X – slider open**

Test title: FCC 15.205, 15.209, 15.247  
Operator name: Hailiang Tang  
EUT type: Murano, 10978-9466-12866, BN60\_SNN5833A  
EUT condition: SW:R48123\_G\_13.00.30R, HW:0.5  
Date: 6/17/2009  
Time: 11:29:51 AM  
Comments: FCC 15.247 (c) (1) Bluetooth (BT) emission in TCH mode.  
BT ch. 78 (2480 MHz) do in test mode. Orientation X=H  
HLP 3003C antenna (30 MHz - 3 GHz).  
HRN 0118 antenna (3 GHz-18 GHz).  
Peak detector used.



**30 MHz – 18 GHz High Channel Dual Polarization X – slider closed**

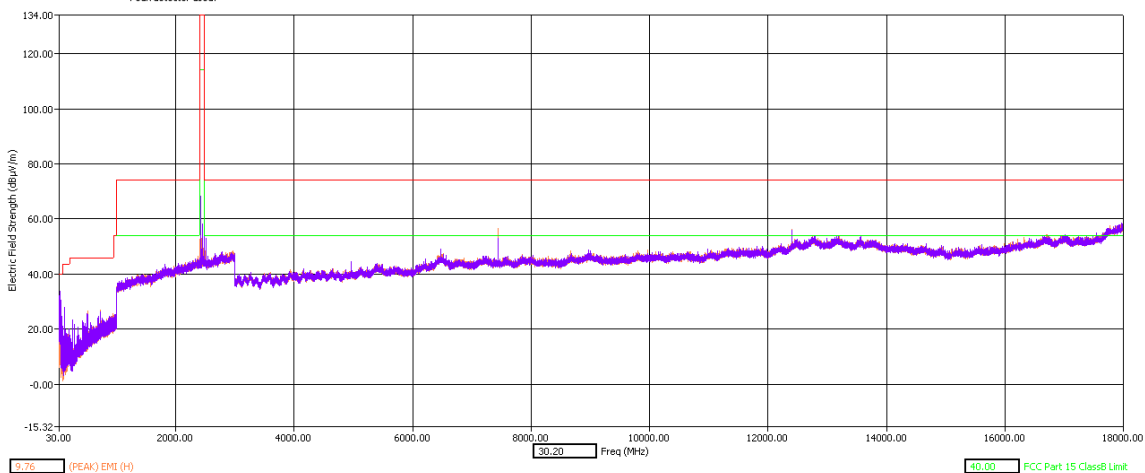
Test title: FCC 15.205, 15.209, 15.247  
 Operator name: Hailiang.Tang  
 EUT type: Murano, 10978-9466-12866, BN60\_SNN5833A  
 EUT condition: SW:R48123\_6\_13.00.30R, HW:0.5  
 Date: 6/16/2009  
 Time: 5:28:09 PM  
 Comments: FCC 15.247 (c) (1) bluetooth (BT) emission in TCH mode.  
 BT ch. 78 (2480 MHz) do in test mode. Orientation Y=V  
 HLP 3003C antenna (30 MHz - 3 GHz).  
 HRN 0118 antenna (3 GHz-18 GHz).  
 Peak detector used.



Freq (MHz)	Freq (Max) (MHz)	(AVG) EMI (dBµV/m)	(1) Limit (dBµV/m)	(AVG) Margin Lim1 (dB)	EUT Ttbl Agl (deg)	Pol
7440.00	7439.79	46.98	54.00	-7.02	170.40	H
7440.00	7440.21	45.00	54.00	-9.00	88.80	V
12400.00	12399.62	48.24	54.00	-5.76	161.70	H
12400.00	12400.91	44.47	54.00	-9.53	206.00	V

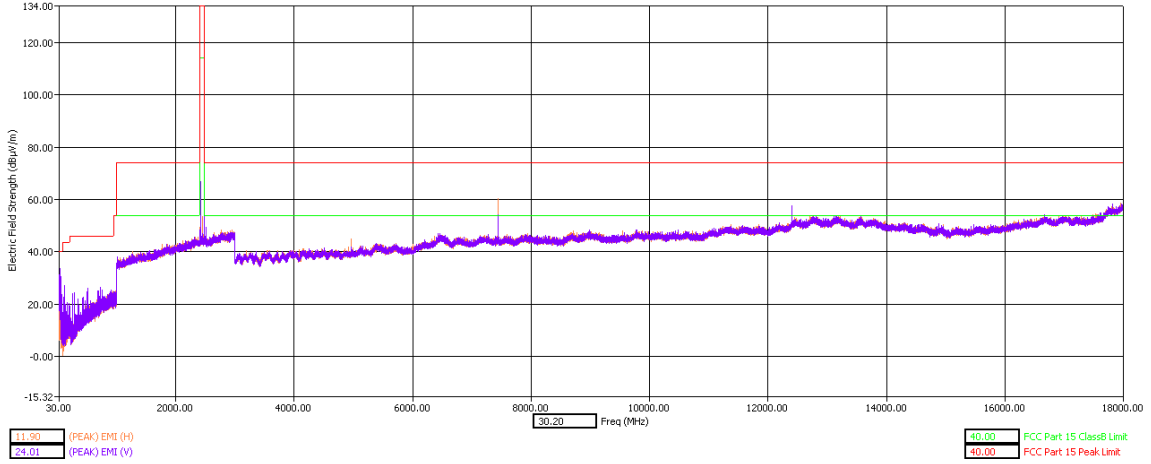
**30 MHz – 18 GHz High Channel Dual Polarization Y – slider open**

Test title: FCC 15.205, 15.209, 15.247  
 Operator name: Hailiang.Tang  
 EUT type: Murano, 10978-9466-12866, BN60\_SNN5833A  
 EUT condition: SW:R48123\_6\_13.00.30R, HW:0.5  
 Date: 6/17/2009  
 Time: 1:57:34 PM  
 Comments: FCC 15.247 (c) (1) bluetooth (BT) emission in TCH mode.  
 BT ch. 78 (2480 MHz) do in test mode. Orientation Y=V  
 HLP 3003C antenna (30 MHz - 3 GHz).  
 HRN 0118 antenna (3 GHz-18 GHz).  
 Peak detector used.



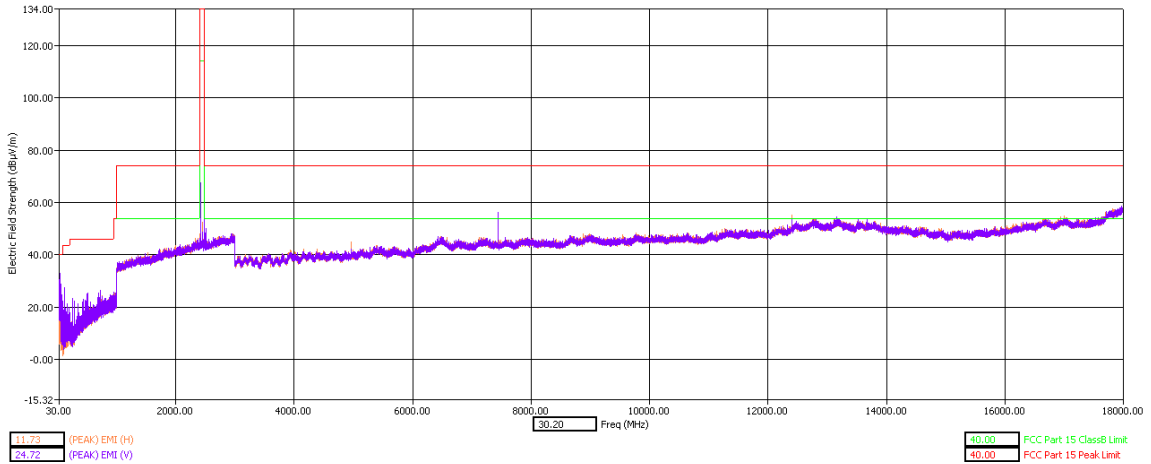
**30 MHz – 18 GHz High Channel Dual Polarization Y – slider closed**

Test title: FCC 15.205, 15.209, 15.247  
Operator name: Hailiang.Tang  
EUT type: Murano, 10978-9466-12866, BN60\_SNN5833A  
EUT condition: SW-R48123\_G\_13.00.30R, HW:0.5  
Date: 6/16/2009  
Time: 2:49:34 PM  
Comments: FCC 15.247 (c) (1) Bluetooth (BT) emission in TCH mode.  
BT ch. 78 (2480 MHz) do in test mode. Orientation Z=V  
HLP 3003C antenna (30 MHz - 3 GHz).  
HRN 0118 antenna (3 GHz-18 GHz).  
Peak detector used.



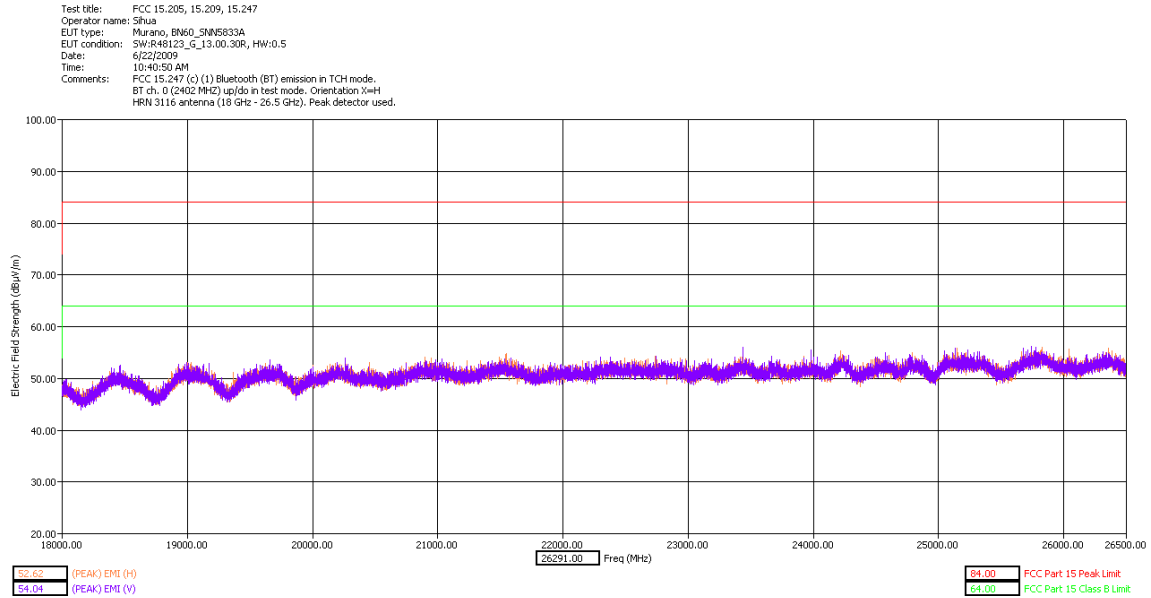
**30 MHz – 18 GHz High Channel Dual Polarization Z – slider open**

Test title: FCC 15.205, 15.209, 15.247  
Operator name: Hailiang.Tang  
EUT type: Murano, 10978-9466-12866, BN60\_SNN5833A  
EUT condition: SW-R48123\_G\_13.00.30R, HW:0.5  
Date: 6/17/2009  
Time: 12:22:13 PM  
Comments: FCC 15.247 (c) (1) Bluetooth (BT) emission in TCH mode.  
BT ch. 78 (2480 MHz) do in test mode. Orientation Z=V  
HLP 3003C antenna (30 MHz - 3 GHz).  
HRN 0118 antenna (3 GHz-18 GHz).  
Peak detector used.

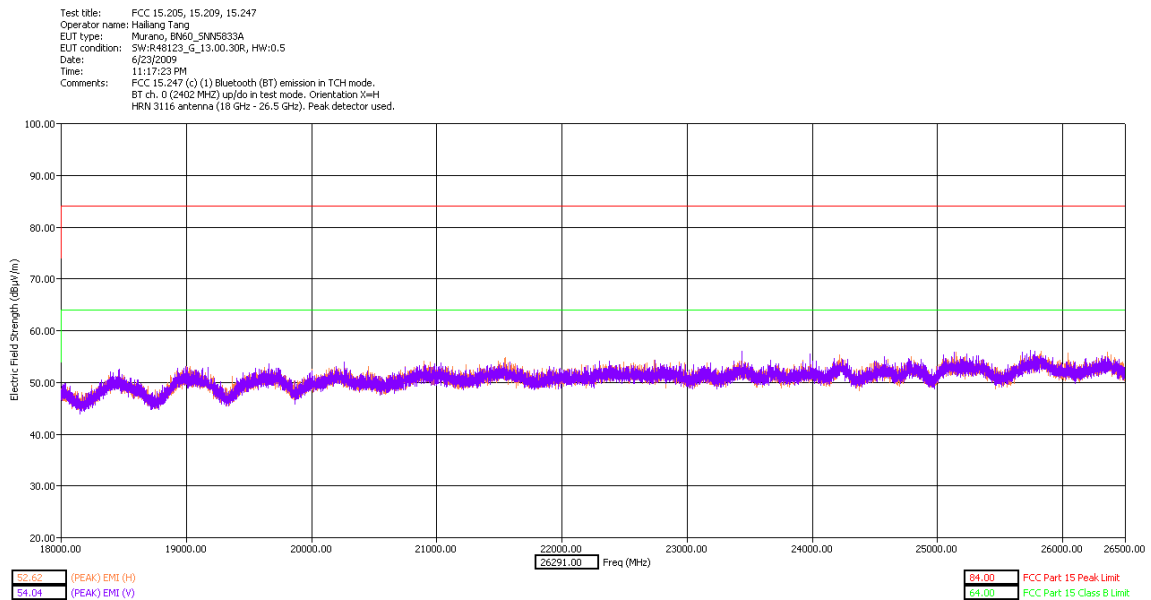


**30 MHz – 18 GHz High Channel Dual Polarization Z – slider closed**

**There were no discernible emissions above the noise floor for 18 - 26.5 GHz for Low, Mid and High Channels and all polarizations in Bluetooth operation band. The distance between EUT and receiving antenna is 1m. Only polarization X results are showed here:**

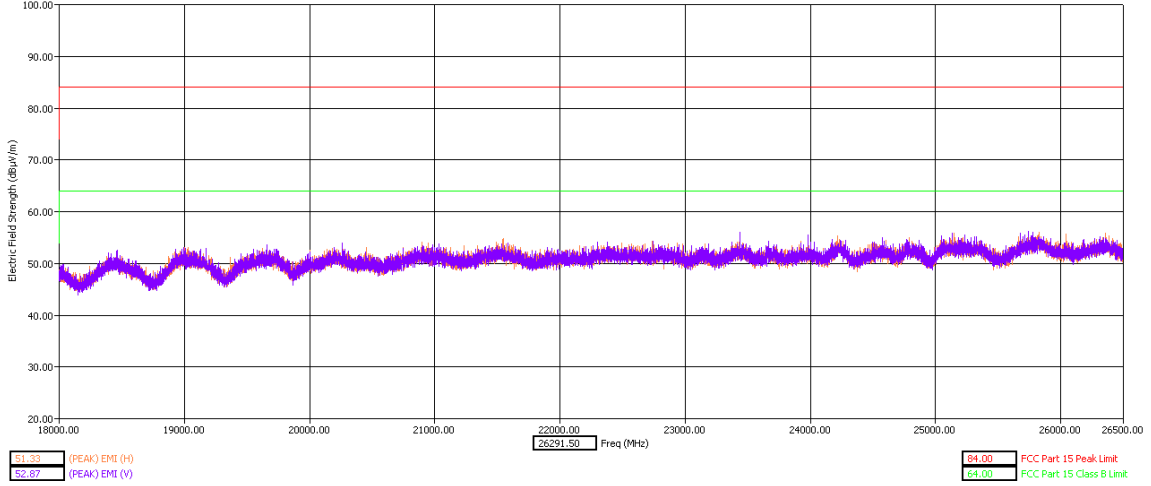


**18-26.5 GHz Low Channel Dual Polarization X – slider open**



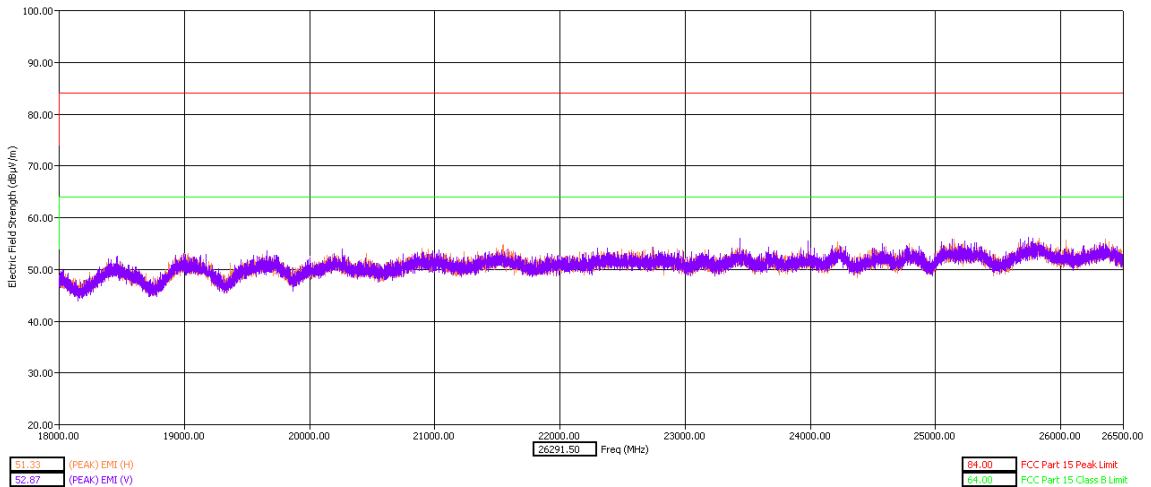
**18-26.5 GHz Low Channel Dual Polarization X- slider closed**

Test title: FCC 15.205, 15.209, 15.247  
Operator name: Hailiang Tang  
EUT type: Murano, BNE0\_SNN5833A  
EUT condition: SW-R48123\_G\_13.00.30R, HW:0.5  
Date: 6/23/2009  
Time: 10:53:16 AM  
Comments: FCC 15.247 (c) (1) Bluetooth (BT) emission in TCH mode.  
BT ch. 39 (2441 MHz) up/down in test mode. Orientation X=H  
HRN 3116 antenna (18 GHz - 26.5 GHz). Peak detector used.



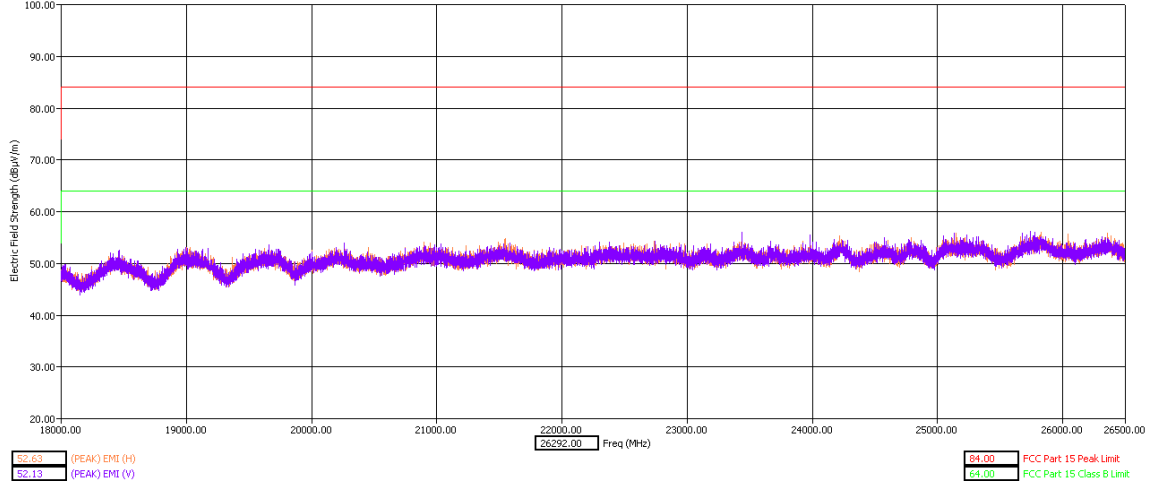
### 18-26.5 GHz Middle Channel Dual Polarization X- slider open

Test title: FCC 15.205, 15.209, 15.247  
Operator name: Hailiang Tang  
EUT type: Murano, BNE0\_SNN5833A  
EUT condition: SW-R48123\_G\_13.00.30R, HW:0.5  
Date: 6/23/2009  
Time: 11:41:57 PM  
Comments: FCC 15.247 (c) (1) Bluetooth (BT) emission in TCH mode.  
BT ch. 39 (2441 MHz) up/down in test mode. Orientation X=H  
HRN 3116 antenna (18 GHz - 26.5 GHz). Peak detector used.



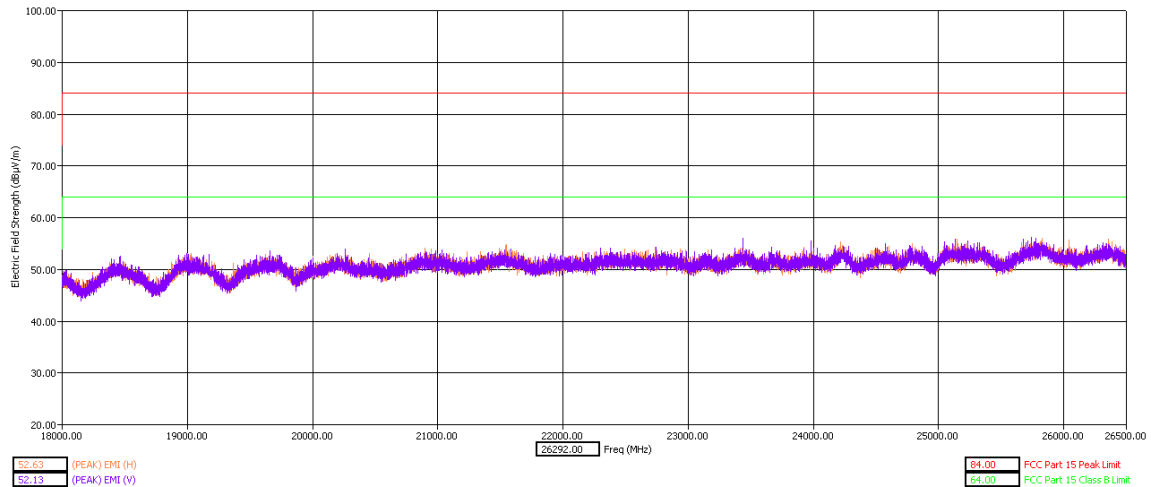
### 18-26.5 GHz Middle Channel Dual Polarization X - slider closed

Test title: FCC 15.205, 15.209, 15.247  
Operator name: Hailiang Tang  
EUT type: Murano, BNE0\_SNN5833A  
EUT condition: SW-R48123\_G\_13.00.30R, HW:0.5  
Date: 6/23/2009  
Time: 11:09:26 PM  
Comments: FCC 15.247 (c) (1) Bluetooth (BT) emission in TCH mode.  
BT ch. 78 (2480 MHz) up/down in test mode. Orientation X=H  
HRN 3116 antenna (18 GHz - 26.5 GHz). Peak detector used.



**18-26.5 GHz High Channel Dual Polarization X- slider open**

Test title: FCC 15.205, 15.209, 15.247  
Operator name: Hailiang Tang  
EUT type: Murano, BNE0\_SNN5833A  
EUT condition: SW-R48123\_G\_13.00.30R, HW:0.5  
Date: 6/23/2009  
Time: 12:08:29 PM  
Comments: FCC 15.247 (c) (1) Bluetooth (BT) emission in TCH mode.  
BT ch. 78 (2480 MHz) up/down in test mode. Orientation X=H  
HRN 3116 antenna (18 GHz - 26.5 GHz). Peak detector used.



**18-26.5 GHz High Channel Dual Polarization X - slider closed**

## **BAND-EDGE COMPLIANCE OF RF RADIATED EMISSIONS**

CFR Part 15.247

### **Measurement Procedure**

The test sample is placed inside the semi-anechoic chamber on a polystyrene table at the turntable center. Test is repeated for both horizontal and vertical polarizations of the receive antenna.

For 30 MHz – 18 GHz:

Field Strength (dB $\mu$ V/m) = EMI Receiver Level (dB $\mu$ V) + Cable Loss (dB) - Amplifier Gain (dB) + Filter loss (dB) + Antenna Correction Factor (3/m)

For 18 GHz – 26.5 GHz:

Field Strength (dB $\mu$ V/m) = EMI Receiver Level (dB $\mu$ V) + Cable Loss (dB) - Amplifier Gain (dB) + Filter loss (dB) + Antenna Correction Factor (1/m)

The test sample was operated in Bluetooth single channel test mode. A fully charged battery was used for the supply voltage.

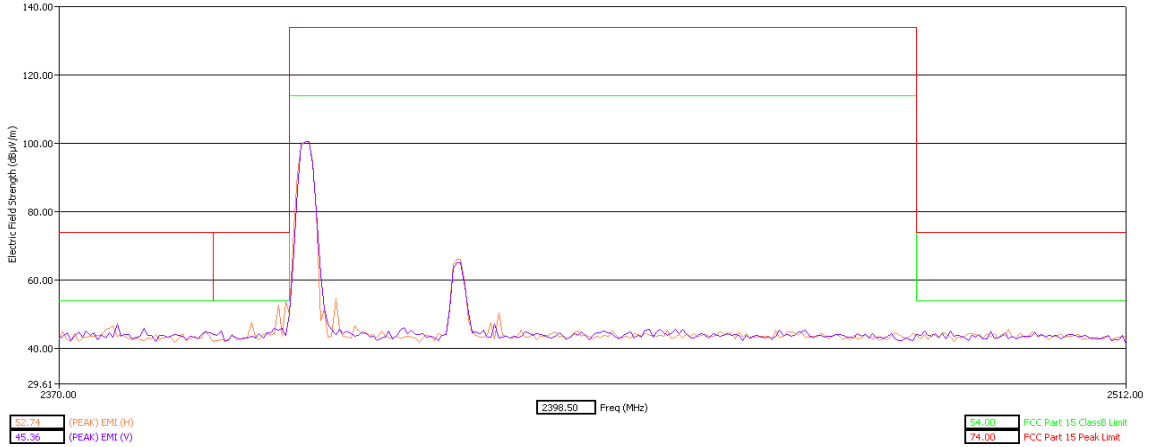
### **Measurement Results**

Comments:

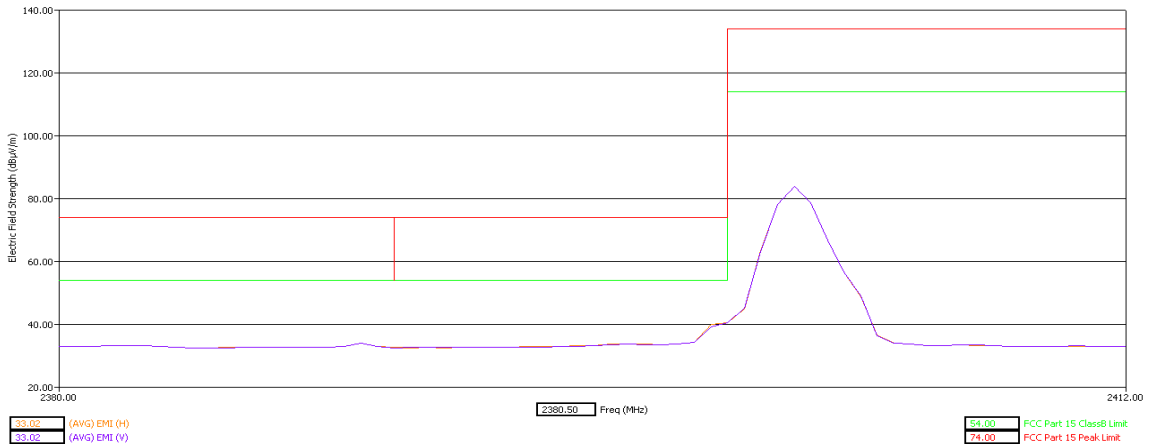
The band edge measurements crossing the corner for the low/high channel with respect to the average limit line is acceptable when applying the FCC rule specified in CFR 47 part 15.35(b) for the use of peak detector above 1 GHz. The peak detector limit line has been added to the graphical plots.

See below attached plots for the measurement results with both peak detector and average detector:

Test title: FCC 15.205, 15.209, 15.247  
 Operator name: Hailiang Tang  
 EUT type: Murano, 10978-9466-12066, BN60\_SNN5833A  
 EUT condition: SW:R48123\_G\_13.00.30R, HW:0.5  
 Date: 6/16/2009  
 Time: 1:43:43 PM  
 Comments: FCC 15.247 (c) (1) Bluetooth (BT) emission in TCH mode.  
 BT ch. 00 (2402 MHz) do in test mode. Orientation Y=H  
 HLP 3003C antenna (30 MHz - 3 GHz).  
 HRN 0119 antenna (3 GHz-18 GHz).  
 Peak detector used.

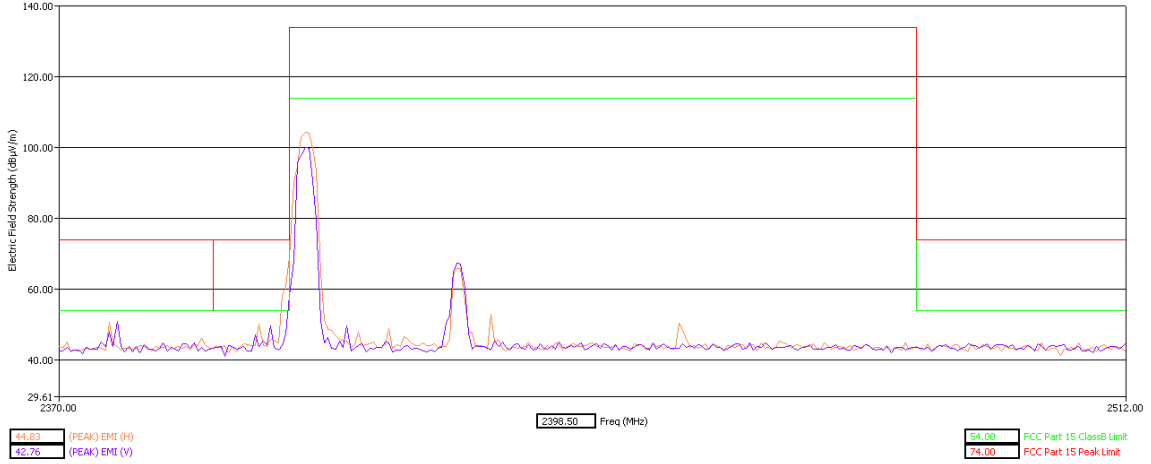


Test title: FCC 15.205, 15.209, 15.247  
 Operator name: Hailiang Tang  
 EUT type: Murano, 10978-9466-12866, BN60\_SNN5833A  
 EUT condition: SW:R48123\_G\_13.00.30R, HW:0.5  
 Date: 6/16/2009  
 Time: 12:35:21 PM  
 Comments: FCC 15.247 (c) (1) Bluetooth (BT) emission in TCH mode.  
 BT ch. 00 (2402 MHz) do in test mode. Orientation X=H  
 HLP 3003C antenna (30 MHz - 3 GHz). AVG detector used.

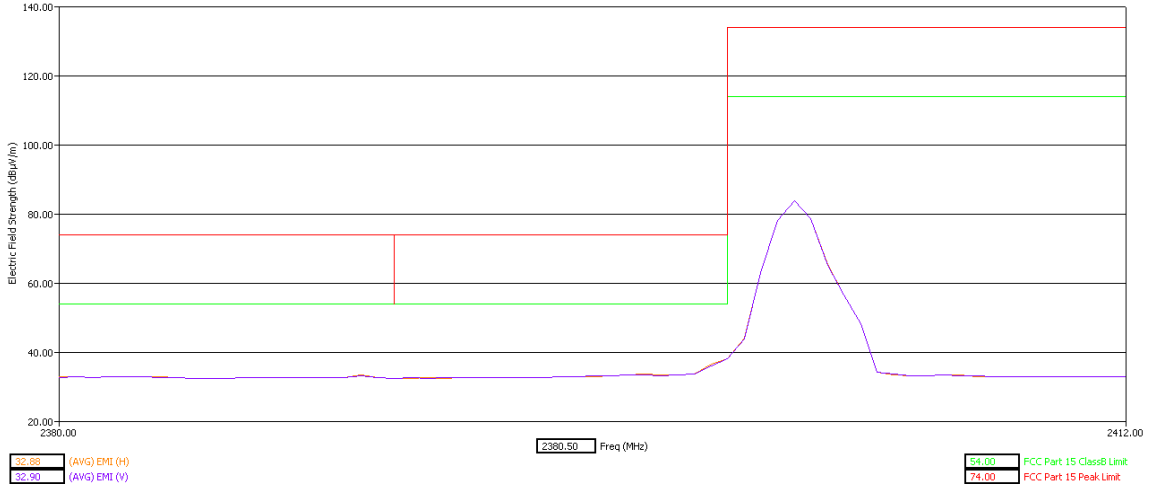


**Authorized Band Emissions Low Channel Dual Polarization X – slider open**

Test title: FCC 15.205, 15.209, 15.247  
 Operator name: Hailiang.Tang  
 EUT type: Murano, 10978-9466-12866, BN60\_SNN5833A  
 EUT condition: SW-R48123\_G\_13.00.30R, HW:0.5  
 Date: 6/17/2009  
 Time: 9:45:09 AM  
 Comments: FCC 15.247 (C) (1) Bluetooth (BT) emission in TCH mode.  
 BT ch. 00 (2402 MHz) do in test mode. Orientation X=H  
 HLP 3003C antenna (30 MHz - 3 GHz).  
 HRN 0118 antenna (3 GHz-18 GHz).  
 Peak detector used.

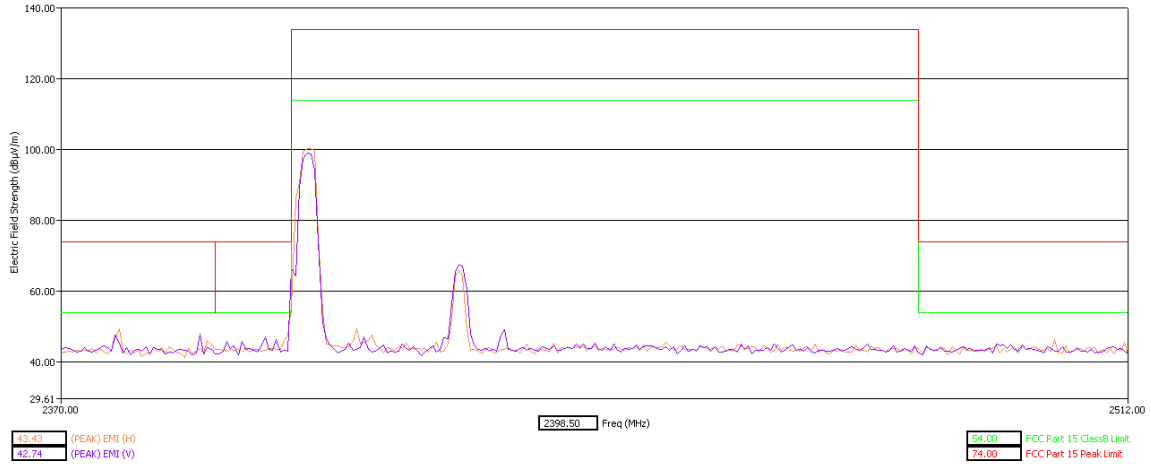


Test title: FCC 15.205, 15.209, 15.247  
 Operator name: Hailiang.Tang  
 EUT type: Murano, 10978-9466-12866, BN60\_SNN5833A  
 EUT condition: SW-R48123\_G\_13.00.30R, HW:0.5  
 Date: 6/17/2009  
 Time: 10:04:19 AM  
 Comments: FCC 15.247 (C) (1) Bluetooth (BT) emission in TCH mode.  
 BT ch. 00 (2402 MHz) do in test mode. Orientation X=H  
 HLP 3003C antenna (30 MHz - 3 GHz). AVG detector used.

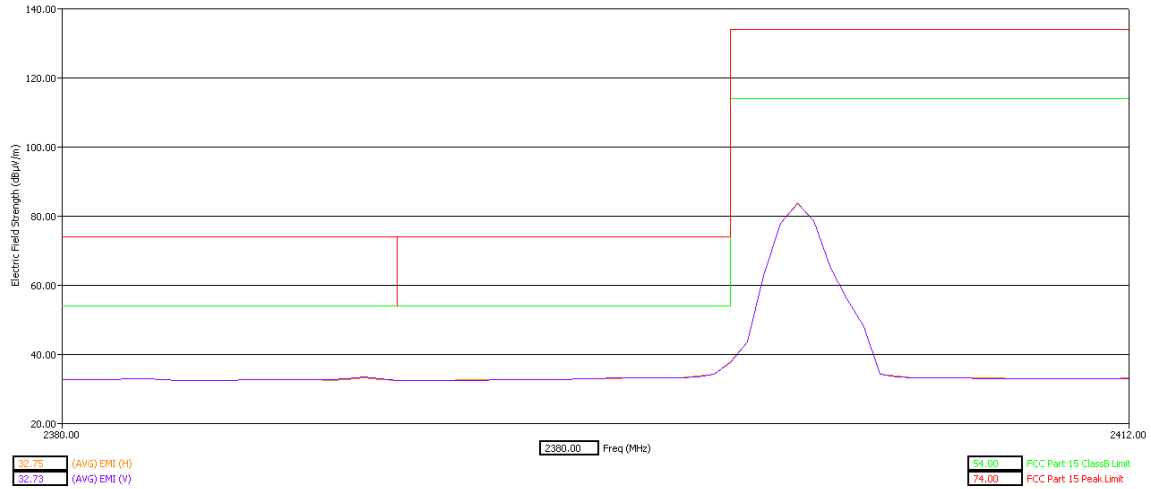


**Authorized Band Emissions Low Channel Dual Polarization X – slider closed**

Test title: FCC 15.205, 15.209, 15.247  
Operator name: Hailiang Tang  
EUT type: Murano, 10978-9466-12866, BN60, SNW5633A  
EUT condition: SW-R48123\_G\_13.00.30R, HW:0.5  
Date: 6/16/2009  
Time: 4:31:14 PM  
Comments: FCC 15.247 (c) (1) Bluetooth (BT) emission in TCH mode.  
BT ch. 00 (2402 MHz) do in test mode. Orientation Y=V  
HLP 3003C antenna (30 MHz - 3 GHz).  
HRN 0.118 antenna (3 GHz-18 GHz).  
Peak detector used.

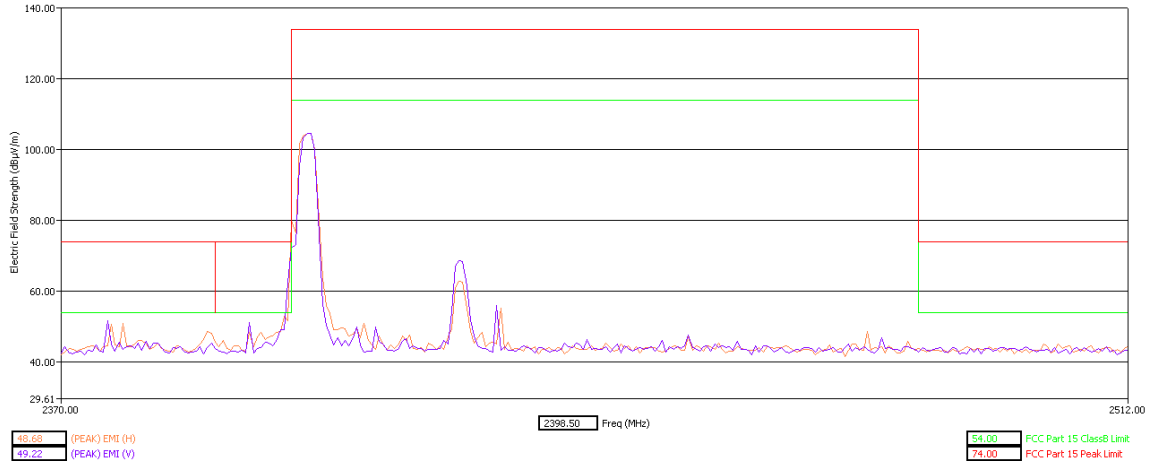


Test title: FCC 15.205, 15.209, 15.247  
Operator name: Hailiang Tang  
EUT type: Murano, 10978-9466-12866, BN60, SNW5633A  
EUT condition: SW-R48123\_G\_13.00.30R, HW:0.5  
Date: 6/16/2009  
Time: 4:44:20 PM  
Comments: FCC 15.247 (c) (1) Bluetooth (BT) emission in TCH mode.  
BT ch. 00 (2402 MHz) do in test mode. Orientation Y=V  
HLP 3003C antenna (30 MHz - 3 GHz). AVG detector used.

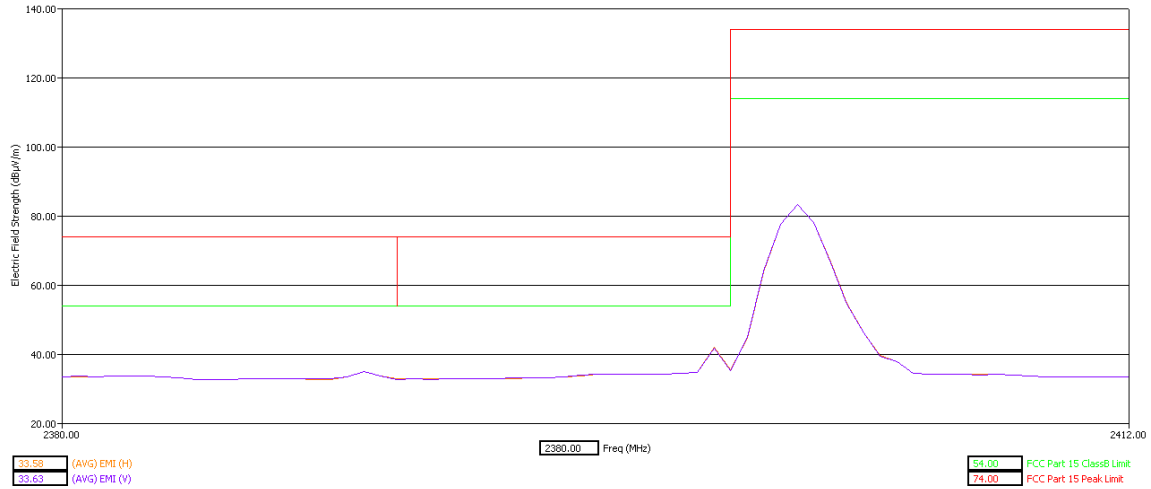


**Authorized Band Emissions Low Channel Dual Polarization Y – slider open**

Test title: FCC 15.205, 15.209, 15.247  
Operator name: Hailiang Tang  
EUT type: Murano, 10978-9466-12866, BN60, SNN5633A  
EUT condition: SW-R48123\_G\_13.00.30R, HW:0.5  
Date: 6/17/2009  
Time: 1:22:47 PM  
Comments: FCC 15.247 (c) (1) Bluetooth (BT) emission in TCH mode.  
BT ch. 00 (2402 MHz) do in test mode. Orientation Y=V  
HLP 3003C antenna (30 MHz - 3 GHz).  
HRN 0.118 antenna (3 GHz-18 GHz).  
Peak detector used.

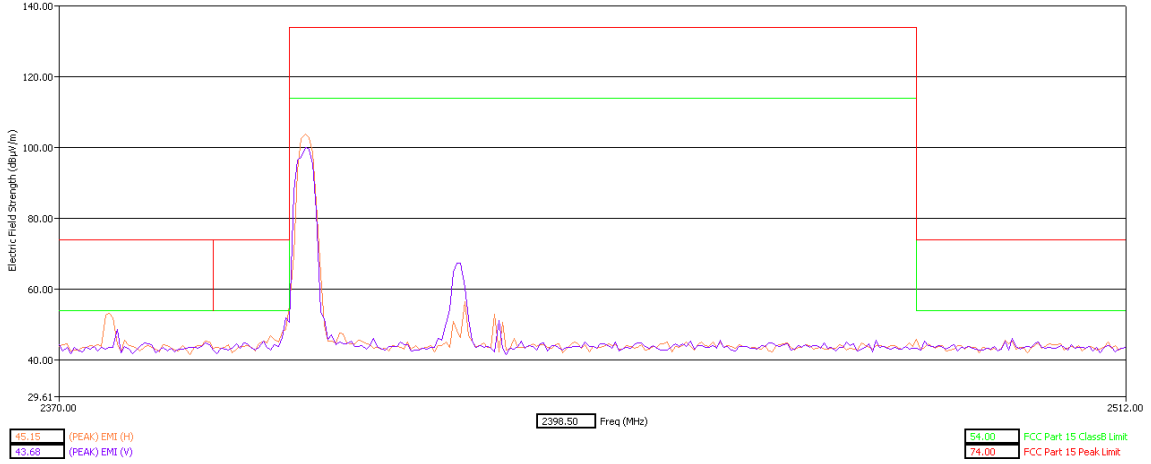


Test title: FCC 15.205, 15.209, 15.247  
Operator name: Hailiang Tang  
EUT type: Murano, 10978-9466-12866, BN60, SNN5633A  
EUT condition: SW-R48123\_G\_13.00.30R, HW:0.5  
Date: 6/17/2009  
Time: 1:36:59 PM  
Comments: FCC 15.247 (c) (1) Bluetooth (BT) emission in TCH mode.  
BT ch. 00 (2402 MHz) do in test mode. Orientation Y=V  
HLP 3003C antenna (30 MHz - 3 GHz). AVG detector used.

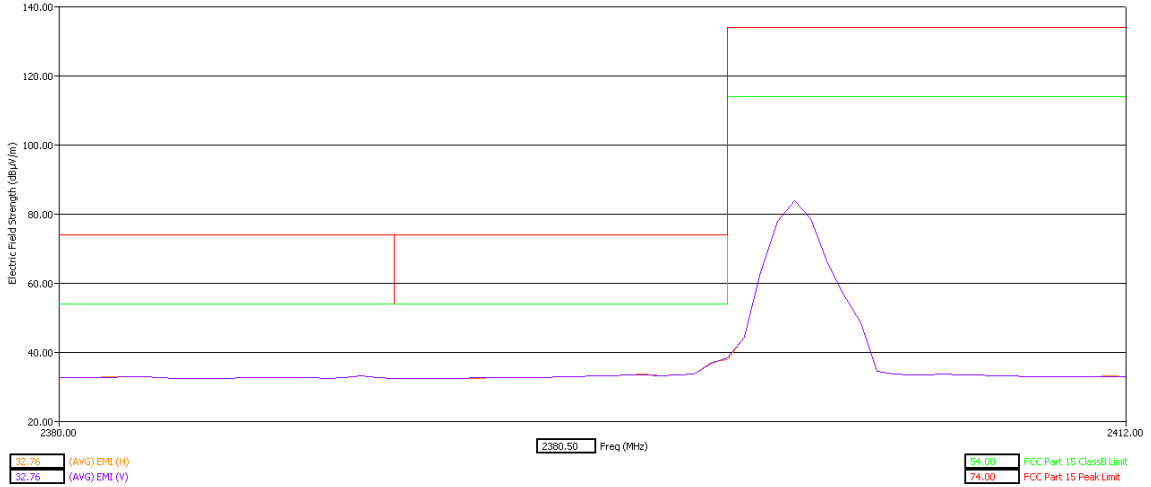


**Authorized Band Emissions Low Channel Dual Polarization Y – slider closed**

Test title: FCC 15.205, 15.209, 15.247  
Operator name: Hailiang.Tang  
EUT type: Murano, 10978-9466-12866, BN60\_SNN5833A  
EUT condition: SW-R48123\_6\_13.00.30R, HW:0.5  
Date: 6/16/2009  
Time: 3:22:51 PM  
Comments: FCC 15.247 (c) (1) Bluetooth (BT) emission in TCH mode.  
BT ch. 00 (2402 MHz) do in test mode. Orientation Z=V  
HLP 3003C antenna (30 MHz - 3 GHz).  
HRN 0118 antenna (3 GHz-18 GHz).  
Peak detector used.

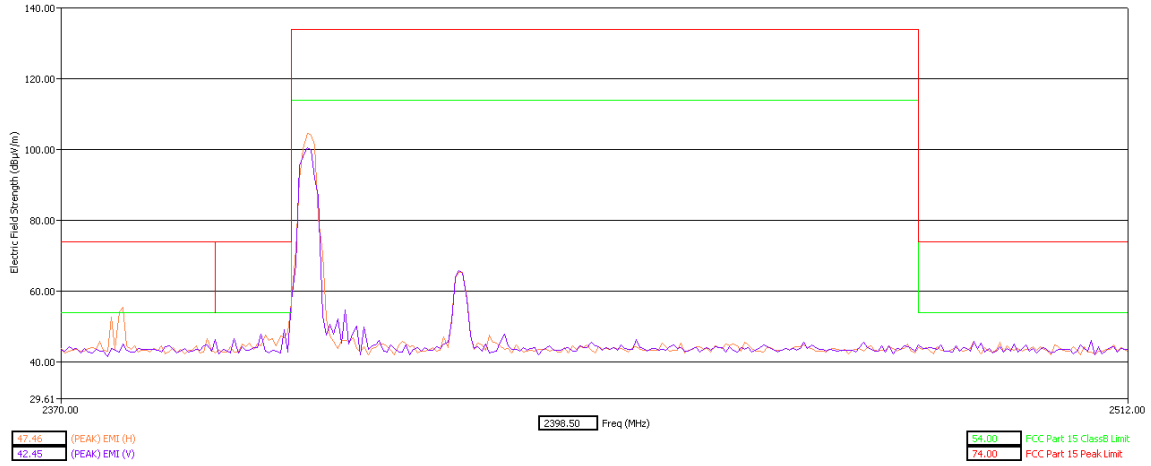


Test title: FCC 15.205, 15.209, 15.247  
Operator name: Hailiang.Tang  
EUT type: Murano, 10978-9466-12866, BN60\_SNN5833A  
EUT condition: SW-R48123\_6\_13.00.30R, HW:0.5  
Date: 6/16/2009  
Time: 4:16:50 PM  
Comments: FCC 15.247 (c) (1) Bluetooth (BT) emission in TCH mode.  
BT ch. 00 (2402 MHz) do in test mode. Orientation Z=V  
HLP 3003C antenna (30 MHz - 3 GHz). AVG detector used.

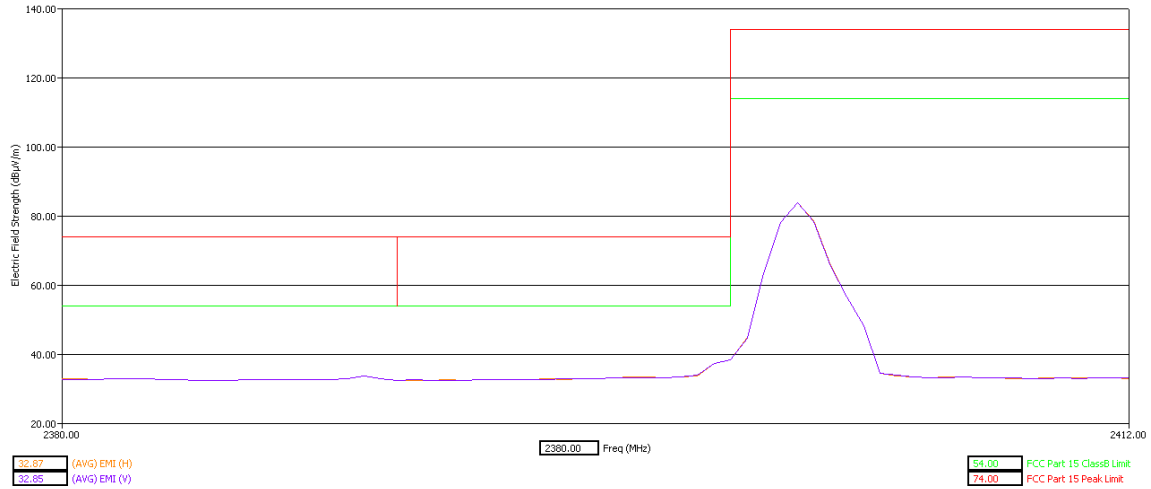


**Authorized Band Emissions Low Channel Dual Polarization Z – slider open**

Test title: FCC 15.205, 15.209, 15.247  
Operator name: Hailiang Tang  
EUT type: Murano, 10978-9466-12866, BN60, SNN5633A  
EUT condition: SW-R48123\_6\_13.00.30R, HW:0.5  
Date: 6/17/2009  
Time: 12:56:13 PM  
Comments: FCC 15.247 (c) (1) Bluetooth (BT) emission in TCH mode.  
BT ch. 00 (2402 MHz) do in test mode. Orientation Z=V  
HLP 3003C antenna (30 MHz - 3 GHz).  
HRN 0.118 antenna (3 GHz-18 GHz).  
Peak detector used.

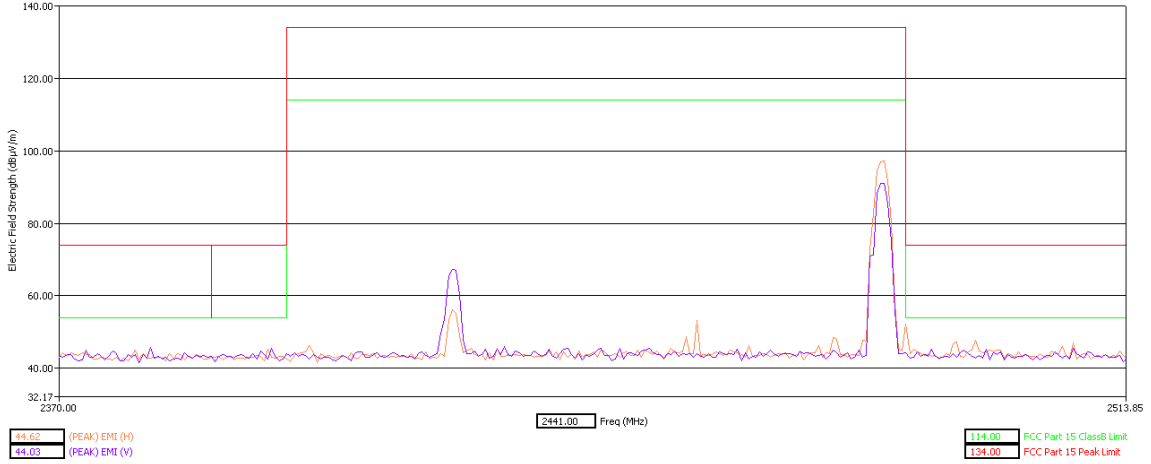


Test title: FCC 15.205, 15.209, 15.247  
Operator name: Hailiang Tang  
EUT type: Murano, 10978-9466-12866, BN60, SNN5633A  
EUT condition: SW-R48123\_6\_13.00.30R, HW:0.5  
Date: 6/17/2009  
Time: 1:16:21 PM  
Comments: FCC 15.247 (c) (1) Bluetooth (BT) emission in TCH mode.  
BT ch. 00 (2402 MHz) do in test mode. Orientation Z=V  
HLP 3003C antenna (30 MHz - 3 GHz). AVG detector used.

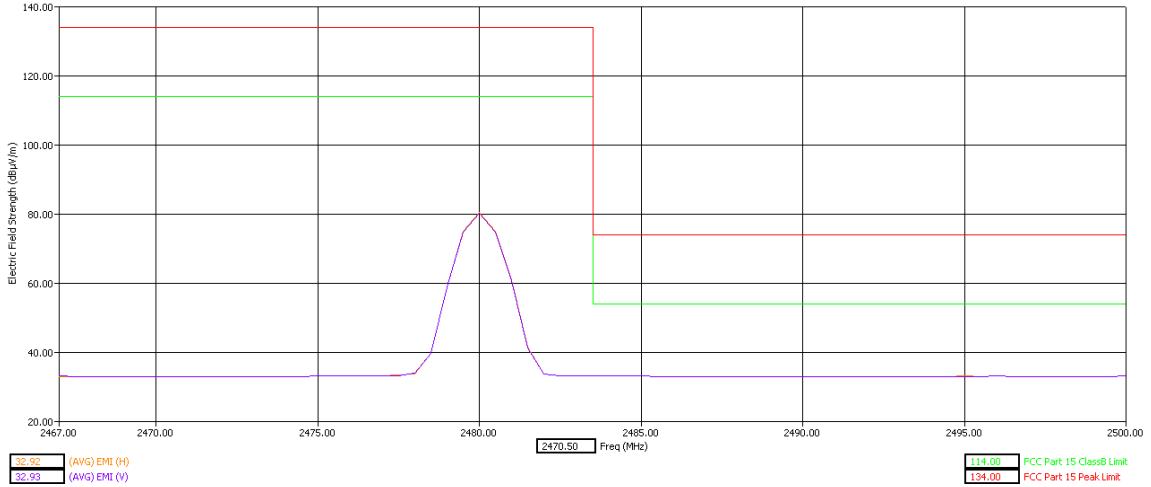


**Authorized Band Emissions Low Channel Dual Polarization Z – slider closed**

Test title: FCC 15.205, 15.209, 15.247  
 Operator name: Hailiang.Tang  
 EUT type: Murano, 10978-9466-12866, BN60\_SNN5833A  
 EUT condition: SW-R48123\_G\_13.00.30R, HW:0.5  
 Date: 6/16/2009  
 Time: 2:20:23 PM  
 Comments: FCC 15.247 (c) (1) Bluetooth (BT) emission in TCH mode.  
 BT ch. 78 (2480 MHz) do in test mode. Orientation X=H  
 HLP 3003C antenna (30 MHz - 3 GHz).  
 HRN 0118 antenna (3 GHz-18 GHz).  
 Peak detector used.

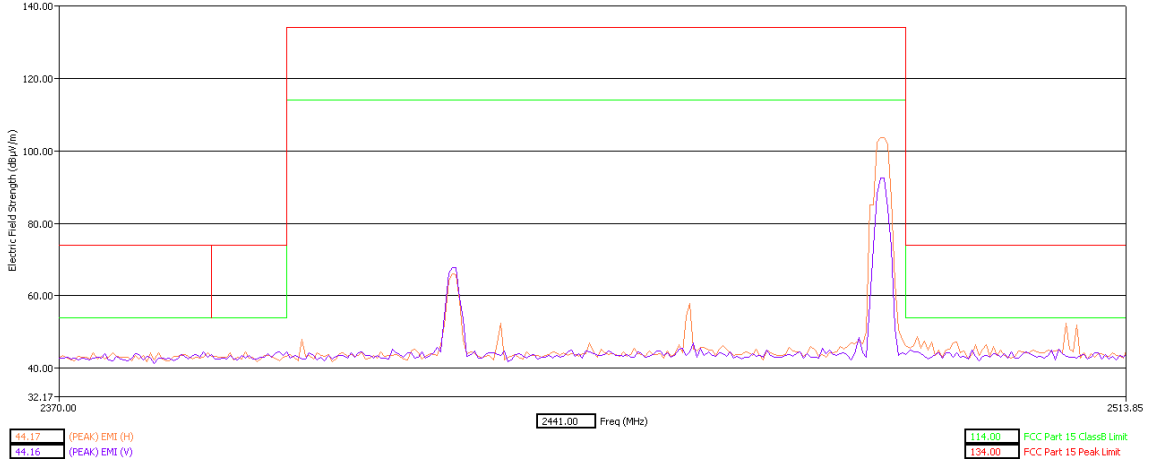


Test title: FCC 15.205, 15.209, 15.247  
 Operator name: Hailiang.Tang  
 EUT type: Murano, 10978-9466-12866, BN60\_SNN5833A  
 EUT condition: SW-R48123\_G\_13.00.30R, HW:0.5  
 Date: 6/17/2009  
 Time: 9:22:38 AM  
 Comments: FCC 15.247 (c) (1) Bluetooth (BT) emission in TCH mode.  
 BT ch. 78 (2470 MHz) do in test mode. Orientation X=H  
 HLP 3003C antenna (30 MHz - 3 GHz). AVG detector used.

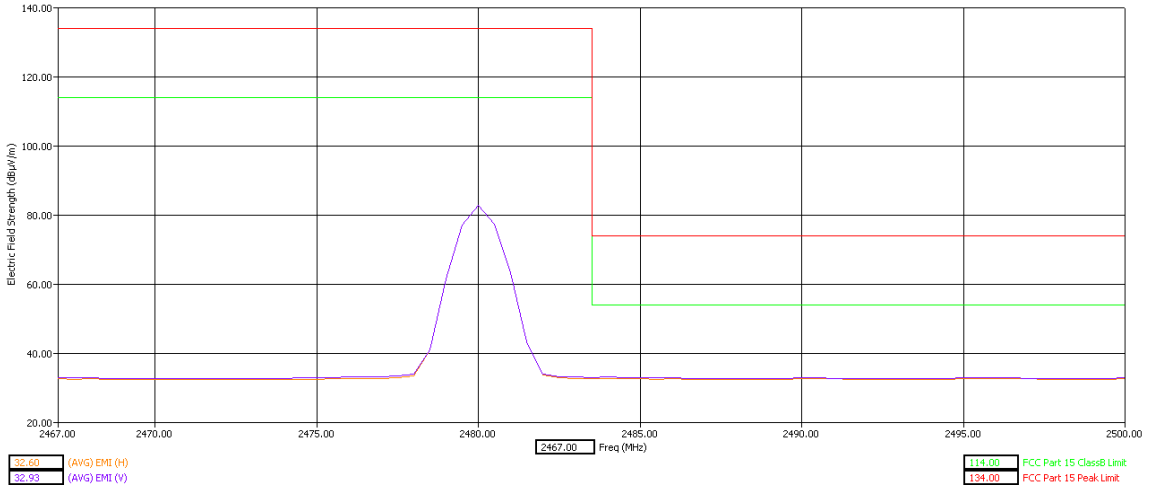


**Authorized Band Emissions High Channel Dual Polarization X – slider open**

Test title: FCC 15.205, 15.209, 15.247  
Operator name: Hailiang.Tang  
EUT type: Murano, 10978-9466-12866, BN60\_SNN5833A  
EUT condition: SWR-R48123\_G\_13.00.30R, HW:0.5  
Date: 6/17/2009  
Time: 11:29:51 AM  
Comments: FCC 15.247 (C) (1) Bluetooth (BT) emission in TCH mode.  
BT ch. 75 (2480 MHz) do in test mode. Orientation X=H  
HLP 3003C antenna (30 MHz - 3 GHz).  
HRN 0118 antenna (3 GHz-18 GHz).  
Peak detector used.

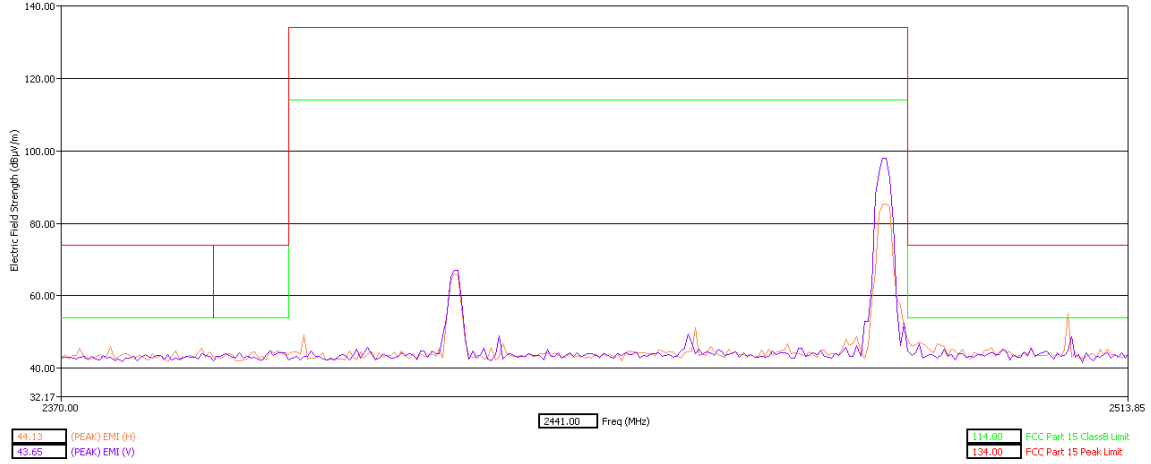


Test title: FCC 15.205, 15.209, 15.247  
Operator name: Hailiang.Tang  
EUT type: Murano, 10978-9466-12866, BN60\_SNN5833A  
EUT condition: SWR-R48123\_G\_13.00.30R, HW:0.5  
Date: 6/17/2009  
Time: 11:37:52 AM  
Comments: FCC 15.247 (C) (1) Bluetooth (BT) emission in TCH mode.  
BT ch. 75 (2470 MHz) do in test mode. Orientation X=H  
HLP 3003C antenna (30 MHz - 3 GHz).  
AVG detector used.

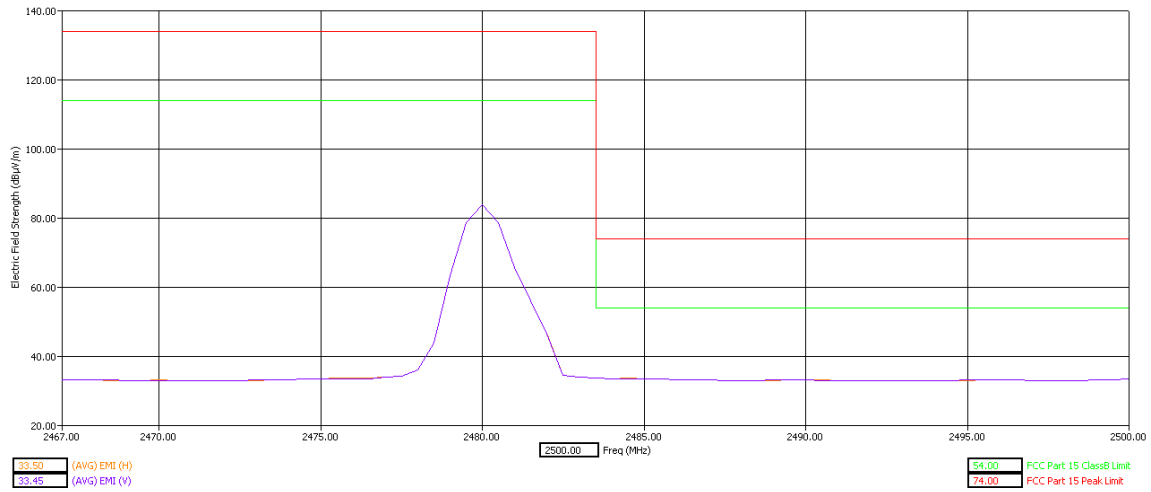


### Authorized Band Emissions High Channel Dual Polarization X – slider closed

Test title: FCC 15.205, 15.209, 15.247  
 Operator name: Hailiang.Tang  
 EUT type: Murano, 10978-9466-12866, BN60\_SNN5833A  
 EUT condition: SWR48123\_5\_13.00.30R, HW:0.5  
 Date: 6/16/2009  
 Time: 5:28:09 PM  
 Comments: FCC 15.247 (c) (1) Bluetooth (BT) emission in TCH mode.  
 BT ch. 75 (2480 MHz) do in test mode. Orientation Y=V  
 HLP 3003C antenna (30 MHz - 3 GHz).  
 HRN 0.118 antenna (3 GHz-18 GHz).  
 Peak detector used.

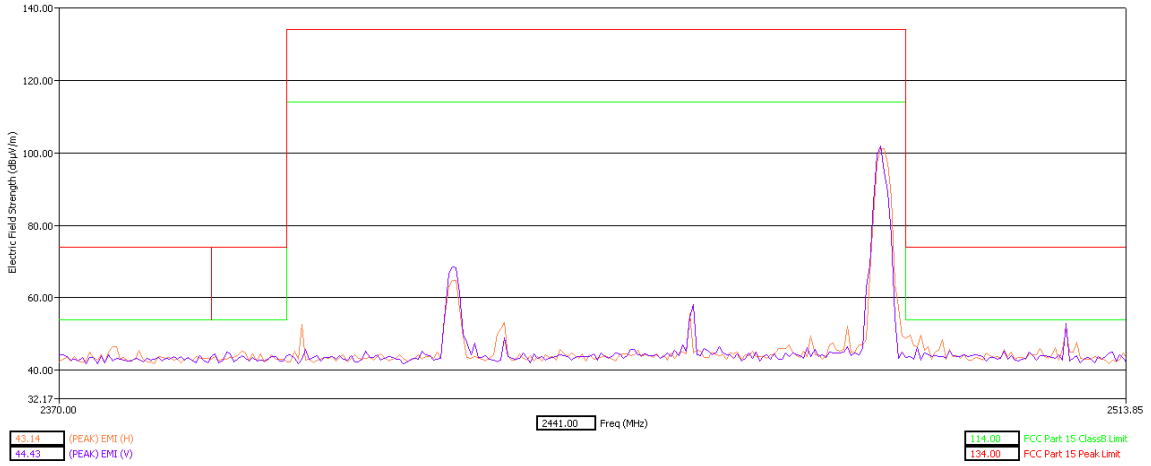


Test title: FCC 15.205, 15.209, 15.247  
 Operator name: Hailiang.Tang  
 EUT type: Murano, 10978-9466-12866, BN60\_SNN5833A  
 EUT condition: SWR48123\_5\_13.00.30R, HW:0.5  
 Date: 6/16/2009  
 Time: 5:42:08 PM  
 Comments: FCC 15.247 (c) (1) Bluetooth (BT) emission in TCH mode.  
 BT ch. 75 (2470 MHz) do in test mode. Orientation Y=V  
 HLP 3003C antenna (30 MHz - 3 GHz).  
 AVG detector used.

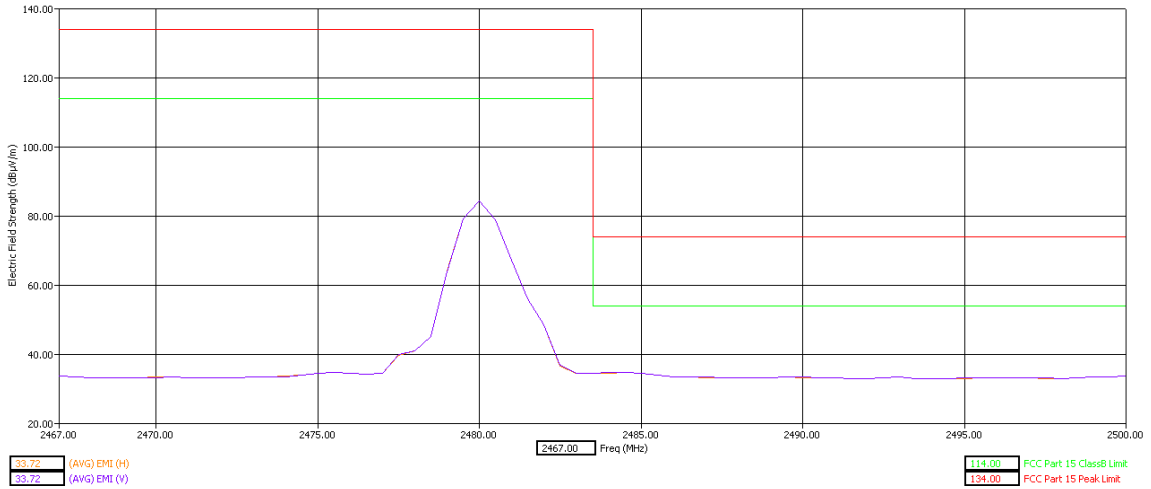


**Authorized Band Emissions High Channel Dual Polarization Y – slider open**

Test title: FCC 15.205, 15.209, 15.247  
Operator name: Hailiang Tang  
EUT type: Murano, 10978-9466-12866, BN60\_SNN5833A  
EUT condition: SW-R48123\_G\_13.00.30R, HW:0.5  
Date: 6/17/2009  
Time: 1:57:34 PM  
Comments: FCC 15.247 (c) (1) Bluetooth (BT) emission in TCH mode.  
BT ch. 78 (2480 MHz) do in test mode. Orientation Y=V  
HLP 3003C antenna (30 MHz - 3 GHz).  
HRN 0118 antenna (3 GHz-18 GHz).  
Peak detector used.

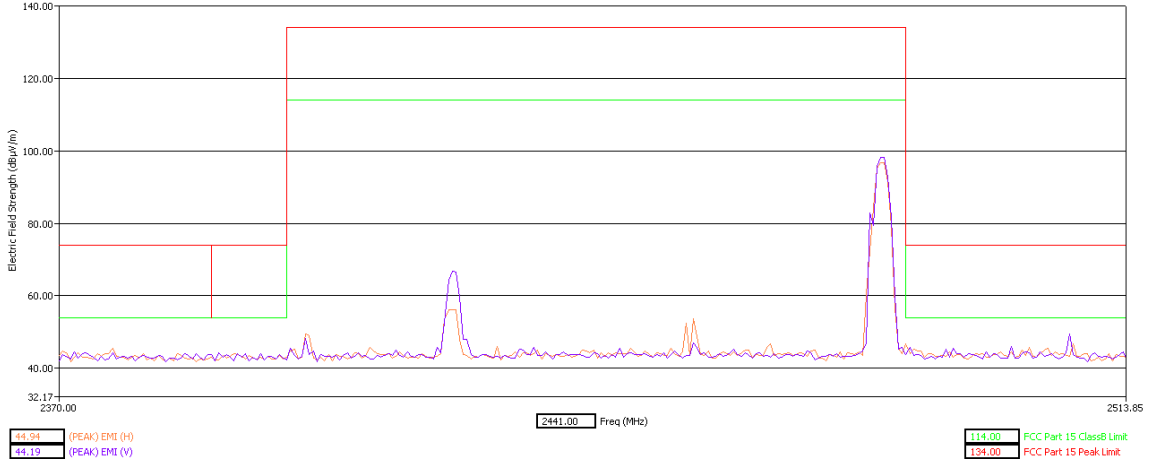


Test title: FCC 15.205, 15.209, 15.247  
Operator name: Hailiang Tang  
EUT type: Murano, 10978-9466-12866, BN60\_SNN5833A  
EUT condition: SW-R48123\_G\_13.00.30R, HW:0.5  
Date: 6/17/2009  
Time: 3:16:53 PM  
Comments: FCC 15.247 (c) (1) Bluetooth (BT) emission in TCH mode.  
BT ch. 78 (2470 MHz) do in test mode. Orientation Y=V  
HLP 3003C antenna (30 MHz - 3 GHz). AVG detector used.

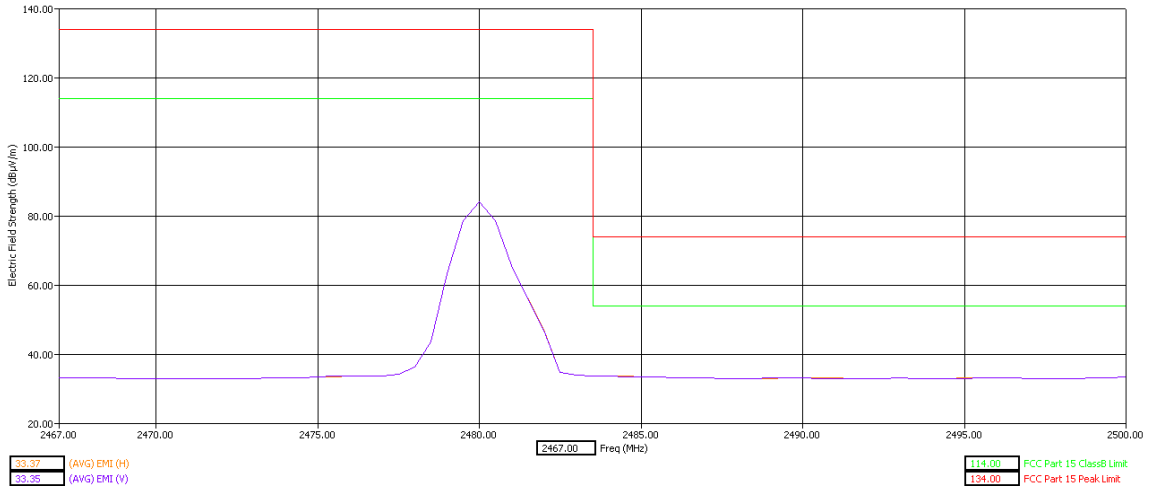


**Authorized Band Emissions High Channel Dual Polarization Y – slider closed**

Test title: FCC 15.205, 15.209, 15.247  
 Operator name: Hailiang.Tang  
 EUT type: Murano, 10978-9466-12866\_BN60\_SNN5833A  
 EUT condition: SW-R48123\_G\_13.00.30R, HW:0.5  
 Date: 6/16/2009  
 Time: 2:49:34 PM  
 Comments: FCC 15.247 (c) (1) Bluetooth (BT) emission in TCH mode.  
 BT ch. 78 (2480 MHz) do in test mode. Orientation Z=V  
 HLP 3003C antenna (30 MHz - 3 GHz).  
 HRN 0118 antenna (3 GHz-18 GHz).  
 Peak detector used.

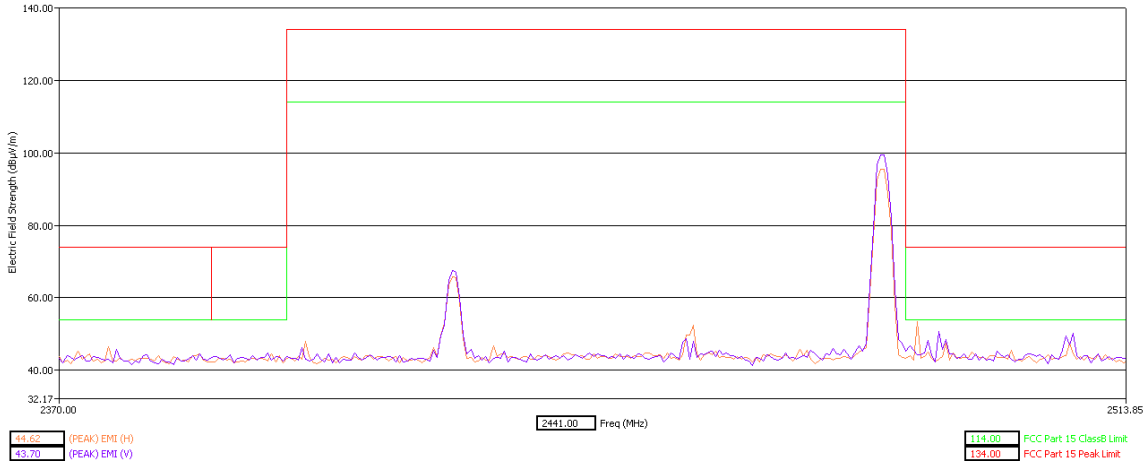


Test title: FCC 15.205, 15.209, 15.247  
 Operator name: Hailiang.Tang  
 EUT type: Murano, 10978-9466-12866\_BN60\_SNN5833A  
 EUT condition: SW-R48123\_G\_13.00.30R, HW:0.5  
 Date: 6/16/2009  
 Time: 3:02:35 PM  
 Comments: FCC 15.247 (c) (1) Bluetooth (BT) emission in TCH mode.  
 BT ch. 78 (2470 MHz) do in test mode. Orientation Z=V  
 HLP 3003C antenna (30 MHz - 3 GHz). AVG detector used.

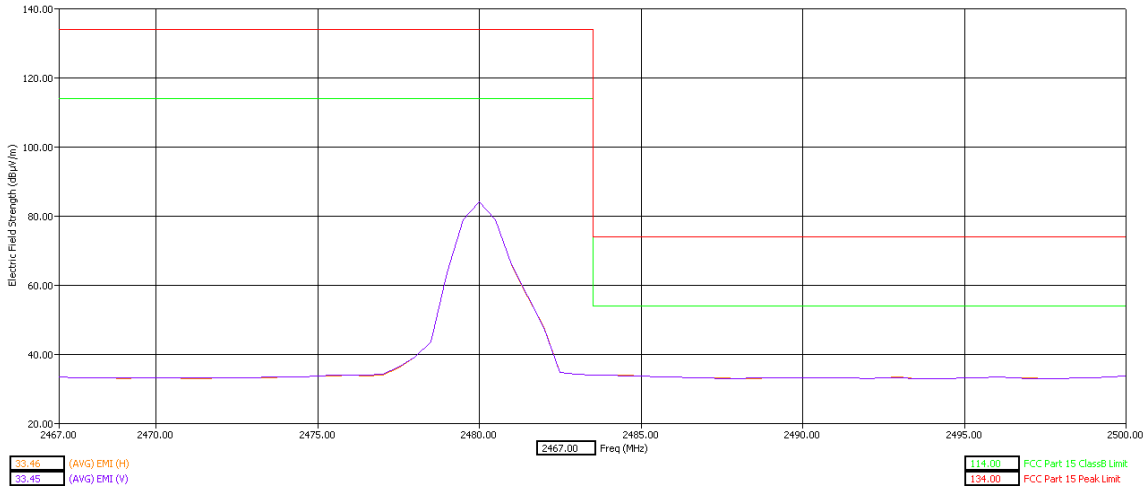


**Authorized Band Emissions High Channel Dual Polarization Z – slider open**

Test title: FCC 15.205, 15.209, 15.247  
Operator name: Hailiang Tang  
EUT type: Murano, 10978-9466-12866, BN60\_SNN5833A  
EUT condition: SW-R48123\_G\_13.00.30R, HW:0.5  
Date: 6/17/2009  
Time: 12:22:13 PM  
Comments: FCC 15.247 (C) (1) Bluetooth (BT) emission in TCH mode.  
BT ch. 78 (2480 MHz) do in test mode. Orientation Z=V  
HLP 3003C antenna (30 MHz - 3 GHz).  
HRN 0118 antenna (3 GHz-18 GHz).  
Peak detector used.



Test title: FCC 15.205, 15.209, 15.247  
Operator name: Hailiang Tang  
EUT type: Murano, 10978-9466-12866, BN60\_SNN5833A  
EUT condition: SW-R48123\_G\_13.00.30R, HW:0.5  
Date: 6/17/2009  
Time: 12:36:35 PM  
Comments: FCC 15.247 (C) (1) Bluetooth (BT) emission in TCH mode.  
BT ch. 78 (2470 MHz) do in test mode. Orientation Z=V  
HLP 3003C antenna (30 MHz - 3 GHz).  
AVG detector used.



**Authorized Band Emissions High Channel Dual Polarization Z – slider closed**

**PICTURES**

The pictures related to the above test results are placed in the associated report denoted as EXHIBIT 7A2.

**End of Test Report**