



Portable Cellular Phone SAR Test Report

Photographs of the device under test



Figure 1: Phone Front and Back, Flip Closed



Figure 2: Phone Front and Back, Flip Open




Figure 3: Cheek Position, Front of SAM Phantom



Figure 4: Cheek Position, Top of SAM Phantom




Figure 5: Tilt Position, Front of SAM Phantom




Figure 6: Tilt Position, Top of SAM Phantom



Figure 7: Body Position