



Pictures of Test Setup for HAC Testing IHDP56JX2



Figure 1. Phone Front



Figure 2. Phone Back




Figure 3. Phone Open - Orientation and Measurement Plane for RF Emissions Testing




Figure 4. Positioning and Measurement for RF Emissions, Slider Retracted




Figure 5. Positioning and Measurement for RF Emissions, Slider Extended



Figure 6. Coordinate Axis for Telecoil Measurements



Figure 7. Location of Measured Points for Telecoil measurements




Figure 8. Positioning and Measurement for Telecoil, Slider Retracted




Figure 9. Positioning and Measurement for Telecoil, Slider Extended