



**MOTOROLA**

HAC Test Report for T-coil IHDP56JS1

**Pictures of Test Setup**



Figure 1. Phone Front

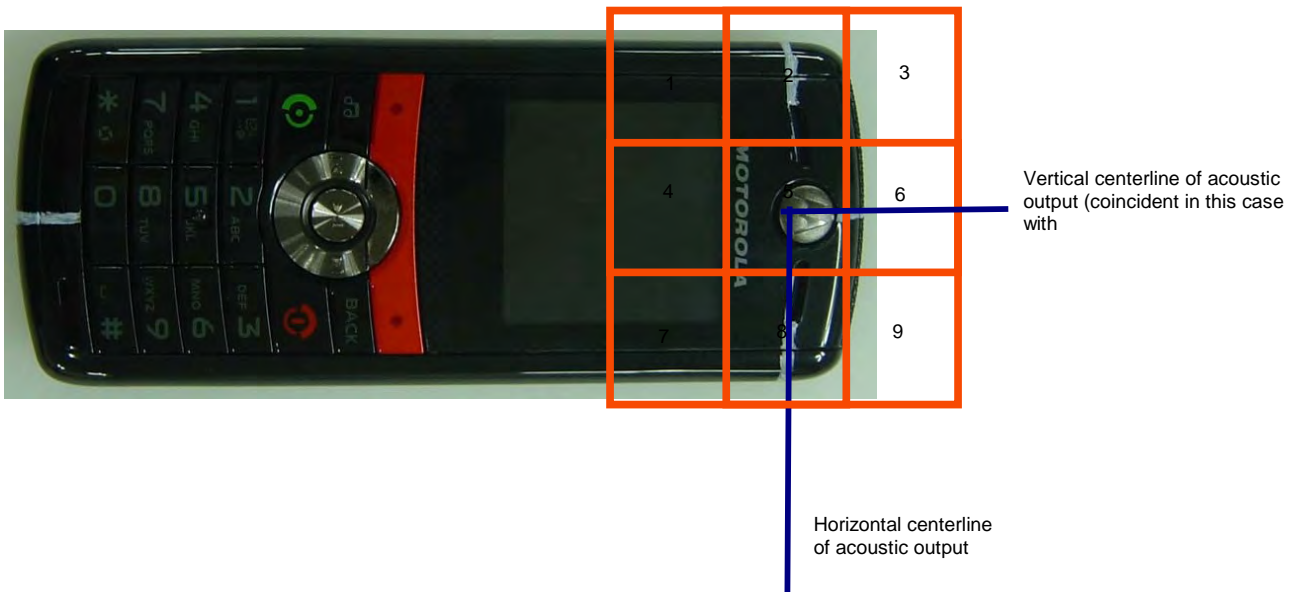


Figure 2. Phone Open - Orientation and Measurement Plane for RF Emissions Testing



Figure 3. Coordinate Axis for T-coil Measurements





Figure 4. Location of Measured Points for T-coil measurements



**Figure 5. Positioning and Measurement for T-coil**