



**MOTOROLA**

**MOBILE DEVICES BUSINESS**

**PRODUCT SAFETY AND COMPLIANCE  
EMC LABORATORY**

**EMC TEST REPORT - Addendum**

**Test Report Number** – 22301-1BT

**Report Date** – 2008-09-04

The test results contained herein relate only to the model(s) identified. It is the manufacturer's responsibility to assure that additional production units of this model are manufactured with identical electrical and mechanical characteristics.

Technician:

*Hans K.*

Name: Hans Kristian Kristensen  
Test: 2008-08-28 to 2008-09-02

As the responsible EMC Engineer, I hereby declare that the model tested as specified in this report conforms to the requirements indicated.

Signature:

*Per K. Nielsen*

Name: Per K. Nielsen

Title: Sr. Staff Engineer

Date: 2008-09-04

This report must not be reproduced, except in full, without written approval from this laboratory.

FCC Registration Number: 863448  
IC Registration Number: 109AP-1

ADR Testing Service location ADR AL  
ISO/IEC-17025:2005 accredited by UKAS



**Table of Contents**

Test Report Details ..... 3

Applicable Standards ..... 4

Summary of Testing..... 5

General and Special Conditions..... 5

Equipment and Cable Configurations ..... 6

Measuring Equipment and Calibration Information ..... 6

Description of Bluetooth (BT) Transmitter ..... 8

Measurement Procedures and Data..... 9

    FIELD STRENGTH OF SPURIOUS EMISSIONS..... 9

        Measurement Procedure..... 9

        Measurement Results ..... 9

            Maximum radiating position and orientation ..... 10

            30-3000 MHz Low Channel Dual Polarization Y ..... 12

            30-3000 MHz Middle Channel Dual Polarization Y ..... 12

            30-3000 MHz High Channel Dual Polarization Y ..... 13

            3-18 GHz Low Channel Dual Polarization X ..... 14

            3-18 GHz Low Channel Dual Polarization Y ..... 14

            3-18 GHz Low Channel Dual Polarization Z ..... 15

            3-18 GHz Middle Channel Dual Polarization X ..... 15

            3-18 GHz Middle Channel Dual Polarization Y ..... 16

            3-18 GHz Middle Channel Dual Polarization Z ..... 17

            3-18 GHz High Channel Dual Polarization X ..... 17

            3-18 GHz High Channel Dual Polarization Y ..... 18

            3-18 GHz High Channel Dual Polarization Z..... 18

            18-25 GHz Low Channel Dual Polarization Y ..... 20

            18-25 GHz Middle Channel Dual Polarization Y ..... 20

            18-25 GHz High Channel Dual Polarization Y ..... 21

    BAND-EDGE COMPLIANCE OF RF RADIATED EMISSIONS..... 22

        Measurement Procedure..... 22

        Measurement Results ..... 22

            Authorized Band Emissions Low Channel Dual Polarization X ..... 23

            Authorized Band Emissions Low Channel Dual Polarization Y ..... 24

            Authorized Band Emissions Low Channel Dual Polarization Z ..... 25

            Authorized Band Emissions High Channel Dual Polarization X ..... 26

            Authorized Band Emissions High Channel Dual Polarization Y ..... 26

            Authorized Band Emissions High Channel Dual Polarization Z..... 27

    PICTURES..... 27

    APPENDIX..... 27

        Appendix- 1 Dwell time analysis..... 27

            Dwell time and duty cycle for data pattern type DH1 ..... 28

            Dwell time and duty cycle for data pattern type DH3 ..... 29

            Dwell time and duty cycle for data pattern type DH5 ..... 29

## **Test Report Details**

Tests Performed By: Motorola A/S  
Product Safety and Compliance Group  
Lindholm Brygge 35  
9400 Nr.Sundby Fax (45) 7219-5002  
Phone: (45) 7219-5000  
Motorola PCS FRN: 0016105769  
FCC Registration Number: 863448  
IC Registration Number: 109AP-1

Tests Requested By: Motorola Inc.  
Mobile Devices business  
600 North US Hwy 45  
Libertyville, IL 60048

Product Type: Cell phone with Bluetooth

Form factor: Slider

Signaling Capability: Quadra band 850/900/1800/1900 GSM with  
GPRS class 12 and EDGE class 12, Bluetooth  
class 1 and FM radio.

Serial Numbers: 355908020000589

FCC ID: IHDP56JK2

Project number: 22301-1

Testing Complete Date: 2008-09-02

## **Applicable Standards**

All tests and measurements indicated in this document were performed in accordance with the Code of Federal Regulations Title 47 Part 2, Sub-part J as well as the following parts:

- Part 15 Subpart C – Intentional Radiators
- Part 22 Subpart H - Public Mobile Services
- Part 24 - Personal Communications Services
- Part 27 - Wireless Communications Service
- Part 90 - Private Land Mobile Radio Service

Applicable Standards: ANSI 63.4-2003, RSS-GEN, RSS-210 (Bluetooth).

DA 00-705, "Filing and Measurement Guidelines for Frequency Hopping Spread Spectrum Systems" published by the Federal Communications Commission was also used in the testing of this product.

The following tests were performed according to the regulations:

- The **spurious radiated emission** requirements of § **15.247(d) of CFR47 Part 15 2006**, specifically" radiated emissions which fall in the restricted bands, as defined in Section 15.205(a), must also comply with the radiated emission limits specified in Section 15.209(a) (see Section 15.205(c)).
- Under this project only 30 to 1000MHz, 1 to 25GHz radiated emissions and radiated band-edge measurements were performed.
- For frequencies below 1 GHz a 100 kHz RBW (6 dB) is used and above 1 GHz a 1 MHz RBW (6 dB) is used.

**Summary of Testing**

Test	Test Name	Pass/Fail
1	Field Strength of Spurious Emissions	Pass (*)
2	Band-edge Compliance of RF Radiated Emissions	Pass

Test	Test Name	Results
1	Field Strength of Spurious Emissions	See plots
2	Band-edge Compliance of RF Radiated Emissions	See plots

(\*) The dwell time rule as per DA 00-705 handled in appendix-1 was applied.

The margin with respect to the limit is the minimum margin for all modes and bands. ( ) indicates the margin at which the product exceeds the limit.

**General and Special Conditions**

The test sample was tested using a fully charged battery when applicable. Where a battery could not be used due to the need for a controlled variation of input voltage, an external power supply was utilized.

All testing was done in an indoor controlled environment with an average temperature of 20.5° C +- 2° C and relative humidity of 52.2% +-7% over the dates used for testing.

## Equipment and Cable Configurations

The test sample was tested in a stand-alone configuration that is representative of typical use.

## Measuring Equipment and Calibration Information

Equipment related to the semi-anechoic chamber testing:

Equipment	Model/type	Serial number	Operational range	Date of calibration
EMI analyzers	ESIB 26	100179	20 Hz – 26.5 GHz	26.05.2008
	ESU 40	100040	20 Hz – 40 GHz	07.02.2008
Pre Amplifiers	<del>EA PA 02</del> <del>(JCA12 300</del> <del>JCA218 4003</del> <del>JCA48 300</del> <del>JCA1826 431</del> <del>JCA1218 500)</del>	<del>800002</del>	<del>(1 – 26 GHz)</del> <del>1 GHz – 2 GHz</del> <del>2 GHz – 18 GHz</del> <del>4 GHz – 8 GHz</del> <del>18 GHz – 26 GHz</del> <del>12 GHz – 18 GHz</del>	<del>26.06.2007</del>
	Sonoma 310N	185680	9 kHz – 1 GHz	19.06.2007
	JCA218-4003	104	1 GHz – 18 GHz	19.05.2008
Antenna amplifiers	AFS4-02001800-35-ULN (Mounted on EMCO 3115)	805815	2 GHz – 18 GHz	13.03.2008
	JSA-18004000-30-5A (Mounted on EMCO 3116)	965195	18 GHz – 40 GHz	06.03.2008
	JCA 1840-400 (Mounted on EMCO 3116)	101	18 – 40 GHz	06.03.2008
Radio com. Tester	CMU 200	112434	GSM 850/900/1800/1900 IS95, UMTS, CDMA, Bluetooth	20.02.2008
High pass filter	K&L 3DH1-3000/T13000-0/0 (Mounted on EMCO 3115)	8	3 GHz – 18 GHz	13.03.2008
Attenuator	Weinschel 54A-3 (3dB) (Mounted on EMCO 3116)	T8929	DC – 40 GHz	06.03.2008
	H&S 6603.19AA (3dB) (Mounted on EMCO 3115)	na	DC-18 GHz	13.03.2008
Cable	C-ANT-FP1-10S (SK)	na	18 GHz – 40 GHz	06.03.2008
	C-ANT-FP1-4S (SMA)	na	30 MHz –6 GHz 3 GHz – 18 GHz 18 GHz – 28 GHz	19.03.2008, 13.03.2008, 19.03.2008
Filter	F-3S-2S (SK-Bypass)	na	30 MHz – 40 GHz	06.03.2008

Equipment related to carrier max direction verification:

Equipment	Model/type	Serial number	Operational range	Date of calibration
Spectrum analysers	FSEA	845097/004	20 Hz – 3.5 GHz	23.04.07 (na)
Radio com. Tester	CMU 200	834639/003	GSM 850/900/1800/1900 IS95, UMTS, Bluetooth	14.11.07

The antennas used in the various tests are listed in the below table. All the log-periodic antennas are used as communication and link establishment antennas for (GSM, UMTS, CDMA, FM and/or Bluetooth).

Antenna	Type	Serial number	Operational range	Date of calibration
Hybrid-log periodic	HLP 3003C	060300	30 MHz – 3 GHz	07.12.07
Log-periodic (link)	LPDA 8030	090200	800 MHz – 3 GHz	(na)
Log-periodic (link)	LPDA 8030	090100	800 MHz – 3 GHz	(na)
Log-periodic (link)	PLP 3003	021701	300 MHz – 3 GHz	(na)
Horn (link)	AT4002A	28548	800 MHz – 5 GHz	(na)
Horn (link)	AT4002A	28547	800 MHz – 5 GHz	(na)
Double ridged horn (w. 3 GHz HP-filter + 1x 2-18 GHz pre-amp+1x 3dB attenuator.)	EMCO 3115	71502	1 GHz – 18 GHz	21.05.08
Double rigid horn (w. 2x 18-40 GHz pre-amp + 1x 3dB attenuator.)	EMCO 3116	2637	18 GHz – 40 GHz	20.12.07

All equipment is on a one-year calibration cycle except for link antennas.

## **Description of Bluetooth (BT) Transmitter**

The 22301-1 cell phone sample offers Bluetooth as a feature. The Bluetooth spread-spectrum, frequency hopping transceiver is designed to operate between 2400 and 2483 MHz. The Bluetooth antenna is mounted on the PCB inside of the EUT. The antenna installation is permanent. For a more thorough description of the functionality please refer to Exhibit 12 of this package.

As a Bluetooth transmitter, it is designed operate with other Bluetooth devices as defined by the industrial standard. In this application, the test sample is battery-operated.

## **Measurement Procedures and Data**

### **FIELD STRENGTH OF SPURIOUS EMISSIONS**

CFR Part 2.1053, 15.247(d), 15.249

#### **Measurement Procedure**

The test sample is placed inside the semi-anechoic chamber on a polystyrene table at the turntable center. For each spurious frequency, the antenna mast is raised and lowered from 1 to 4 meters and the turntable is rotated 360 degrees to obtain a maximum reading on the spectrum analyzer. This is repeated for both horizontal and vertical polarizations of the receive antenna.

Field Strength (dB $\mu$ V/m) = EMI Receiver Level (dB $\mu$ V) + Cable Loss (dB) -  
Amplifier Gain (dB) + Filter loss (dB) + Antenna  
Correction Factor (3/m)

A fully charged battery was used for the supply voltage.

The used standard battery type was BC50 with model number SNN5811A.

#### **The test sample was operated during the measurements under the following conditions:**

- Tests were performed at low, mid and high channels.
- Tests were performed in both horizontal and vertical polarity.
- Investigation of maximum radiation orientation and position of the product sample to determine test orientations angles.
  - Tests were performed with the sample orientated along X, Y and Z orthogonal axis based on findings.
  - Tests were performed with the test sample placed in worst case position either open or closed based on form factor. Verification tests were performed for the other position.

#### **Measurement Results**

For peak emissions detected above 1 GHz, only those emissions that are higher than the AVG limit line plus 8 dB are selected for final emission analysis.

Attached results:

### Maximum radiating position and orientation

The test sample was placed on top of a none-conductive pedestal with slider closed and a Bluetooth link towards the communication test set was established. The test sample was scanned with a log-periodic antenna connected to a spectrum analyzer over the whole sphere and the maximum radiation orientation was determined to be the Y orientation in horizontal polarity.

With the test sample slider open it was determined that the open position caused maximum radiation in the Bluetooth band.

A check of carrier on the Bluetooth center channel 39 was performed to determine the expected maximum radiation of any Bluetooth harmonics for the test sample with slider closed and placed in orientation Y.

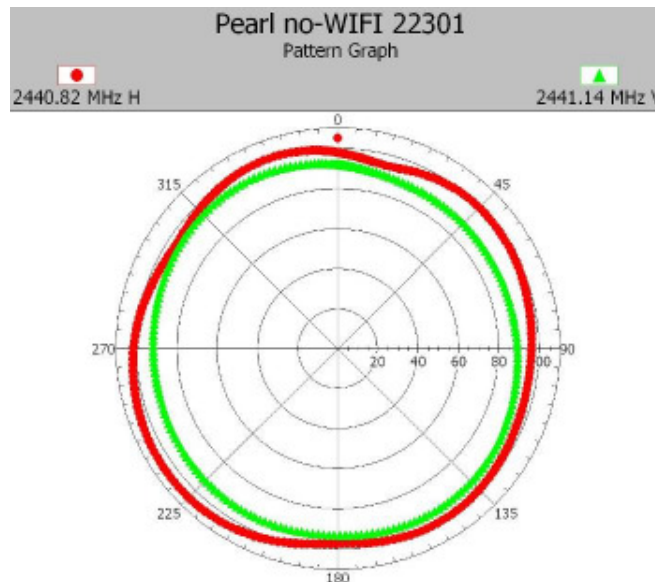
#### Closed:

Title: FCC 15.247(c)  
 File: Pearl no-WIFI 22301 (5.31)(ESU) FCC15.247 BT2400 Tch-mid\_Y 2008-08-28 Carrier -PK.set  
 Operator: ADDR\_AAL EMC\_TL1, hkr001  
 EUT Type: Pearl no-WIFI, FCC ID: IHDP56JK2, IMEI: 355908020000589  
 EUT Condition: Board Rev: P3A. Slider closed  
 Comments: FCC 15.247(c)(1) Bluetooth (BT) emission in TCH mode.  
 BT ch. 39 (2441 MHz) up/do in test mode. Orientation Y=H  
 HLP 3003C antenna (30MHz - 3 GHz). Peak detector used.

28-08-2008 14:40:03  
 Sequence: Final Measurements

Pearl no-WIFI 22301 - Table

Freq (MHz)	Freq (Max) (MHz)	(PEAK) EMI (dBµV/m)	(2) Limit (dBµV/m)	(PEAK) Margin Lim2 (dB)	Ttbt Agt (deg)	Pol
2441.00	2440.82	104.58	134.00	-29.42	228.90	H
2441.00	2441.14	94.65	134.00	-39.15	325.70	V



The Bluetooth radiated TX power is measured to be 7.18 dBm on channel 39 with RBW = 1 MHz (6 dB).

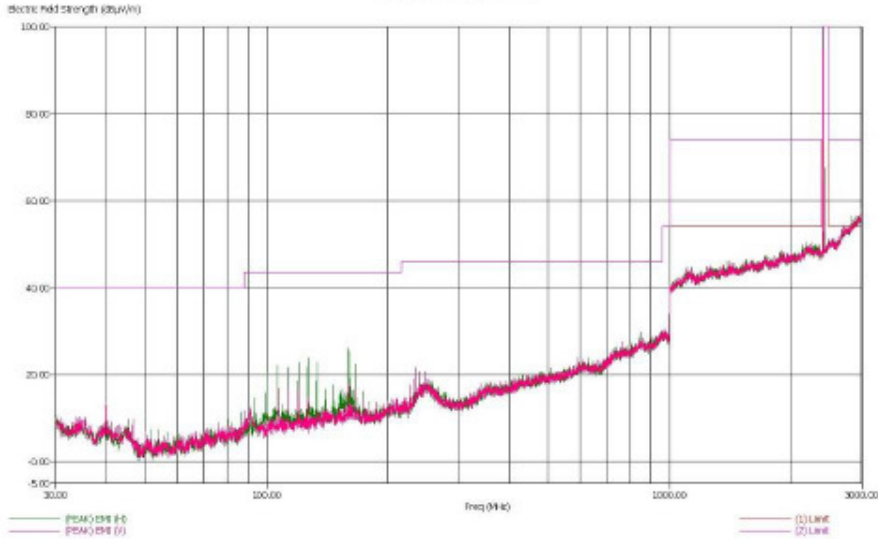
**There were no discernible emissions above the noise floor for 30-3000MHz for Low, Mid and High Channels and all polarizations in Bluetooth band**

Only one worst case plot for each test frequency are shown in the below plots in the range from 30 MHz – 3000 MHz.

Title: FCC 15.247(c)  
File: Fearl no-WIFI 22301 (5.31)(ESU) FCC15.247 RT2400 Tsh-low\_Y 2008-08-28 -3.swt  
Operator: ADL\_AAL\_EMC\_TL1, lkr001  
EUT Type: Fearl no-WIFI, FCC ID: IHDP56JK2, IMEI: 355908020100589  
EUT Condition: Board Rev: P3A, Slider closed  
Comment: FCC 15.247(c)(1) Bluetooth (BT) emission in TCH mode.  
BT ch. 0 (2402 MHz) up/down in test mode, Orientation 3-H  
HLP 3003C antenna (300MHz - 3 GHz), Peak detector used.

20-08-2008 15:57:05  
Sequence: Preliminary Scan

Fearl no-WIFI 22301 (30 MHz-3 GHz)

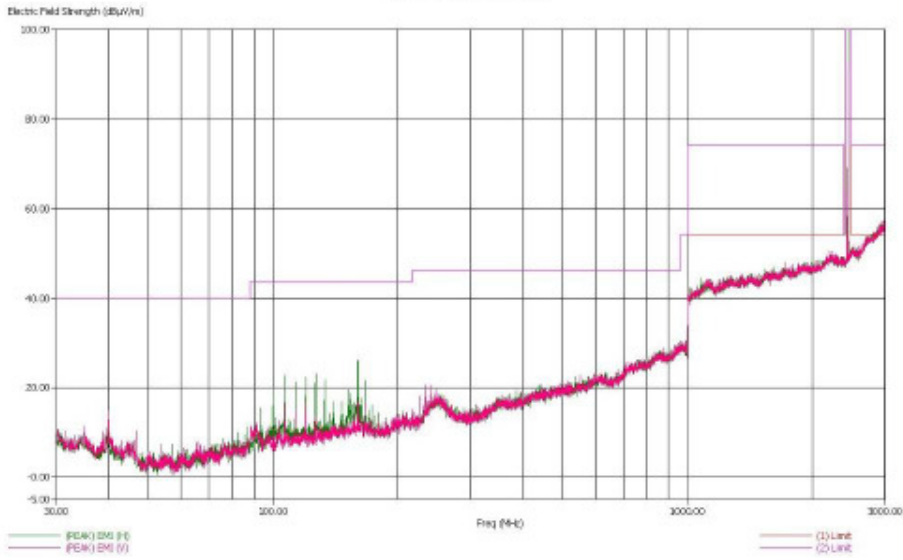


### 30-3000 MHz Low Channel Dual Polarization Y

Title: FCC 15.247(c)  
File: Fearl no-WIFI 22301 (5.31)(ESU) FCC15.247 RT2400 Tsh-mid\_Y 2008-08-28 -3.swt  
Operator: ADL\_AAL\_EMC\_TL1, lkr001  
EUT Type: Fearl no-WIFI, FCC ID: IHDP56JK2, IMEI: 355908020100589  
EUT Condition: Board Rev: P3A, Slider closed  
Comment: FCC 15.247(c)(1) Bluetooth (BT) emission in TCH mode.  
BT ch. 39 (2441 MHz) up/down in test mode, Orientation Y-H  
HLP 3003C antenna (300MHz - 3 GHz), Peak detector used.

20-08-2008 15:46:57  
Sequence: Preliminary Scan

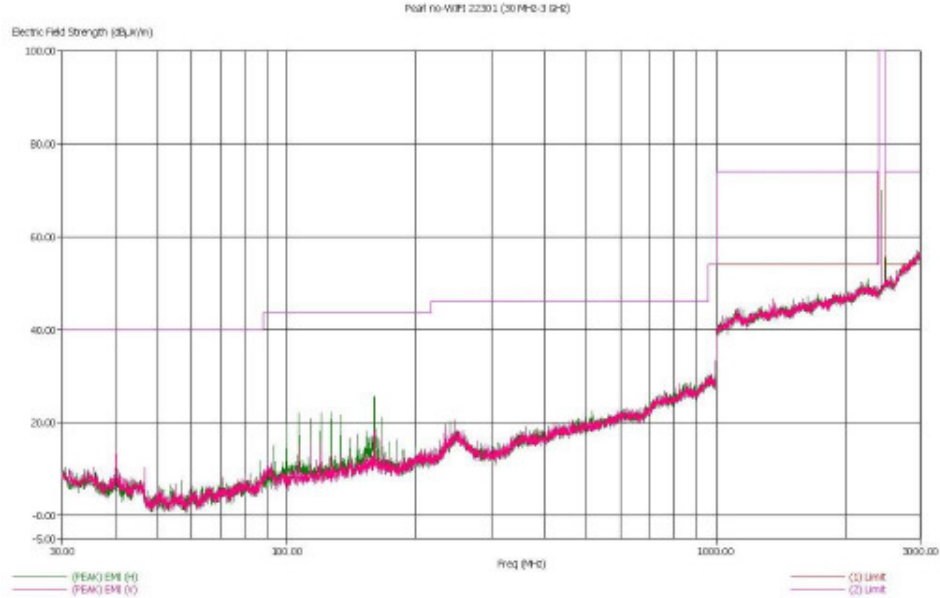
Fearl no-WIFI 22301 (30 MHz-3 GHz)



### 30-3000 MHz Middle Channel Dual Polarization Y

Title: FCC 15.247(c)  
File: Pearl no-WIFI 22301 (5.31)(ESU) FCC15.247 ET2400 Tech-hgh\_Y 2008-08-28 -3.net  
Operator: AHR\_ML\_EHC\_TL1\_ahr001  
EUT Type: Pearl no-WIFI, FCC ID: IHDP56JK2, IMEI: 355000220000509  
EUT Condition: Board Rev: P3A, Slider closed  
Comments: FCC 15.247(c)(1) Bluetooth (BT) emission in DCH mode.  
BT ch. 7B (2400 MHz) ip-go in test mode. Orientation Y-H  
MLP 3003C antenna (300Hz - 3 GHz). Peak detector used.

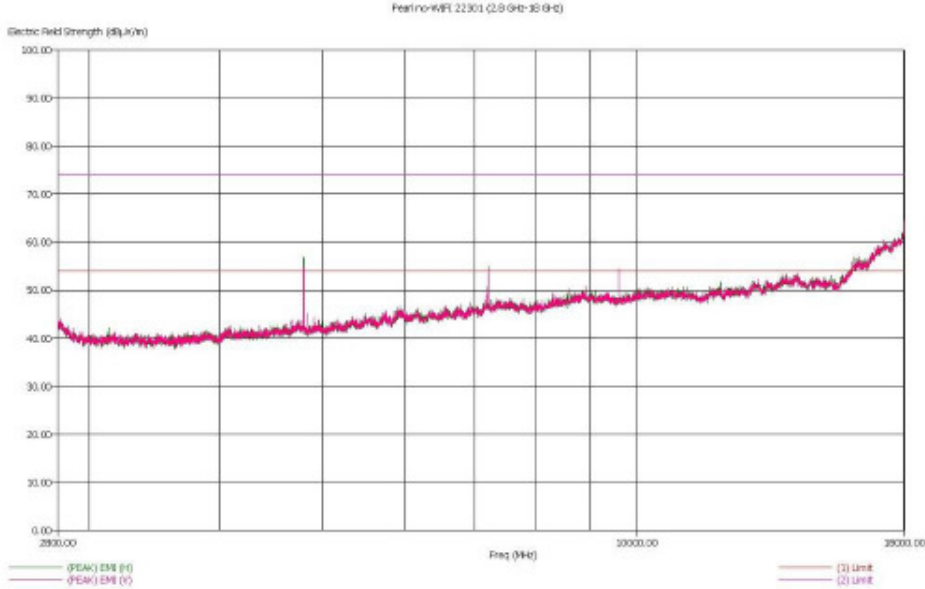
28-08-2008 15:36:54  
Sequence: Preliminary Scan



**30-3000 MHz High Channel Dual Polarization Y**

Title: FCC 15.247(c)  
File: Pearl no-WIFI 22301 (S\_31)(ESU) FCC15.247 ET2400 Test-low\_X 2008-08-28 -3-18.net  
Operator: ADR\_AAL\_EMC\_ILI.usv001  
EUT Type: Pearl no-WIFI, FCC ID: IHDP56JK2, IMEI: 35590802000599  
EUT Condition: Board Rev: P3A, Slider closed  
Comments: FCC 15.247(c)(1) Bluetooth (BT) emission in TCM mode.  
BT ch. 0 (2402 MHz) up/down in test mode. Orientation X-H  
EMC 3115 antenna (30Hz - 18GHz). Peak detector used.

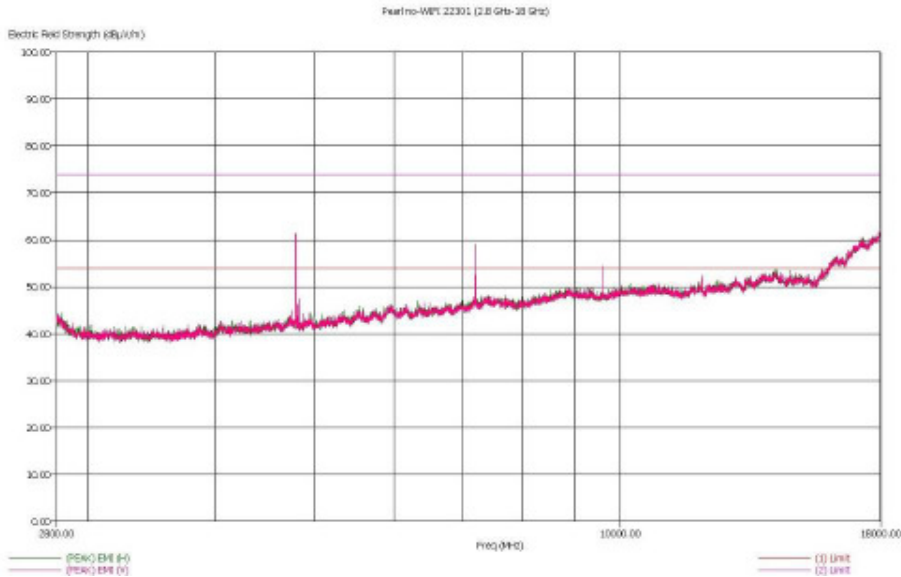
28-08-2008 09:33:20  
Sequence: Preliminary Scan



### 3-18 GHz Low Channel Dual Polarization X

Title: FCC 15.247(c)  
File: Pearl no-WIFI 22301 (S\_31)(ESU) FCC15.247 ET2400 Test-low\_Y 2008-08-28 -3-18.net  
Operator: ADR\_AAL\_EMC\_ILI.bkr001  
EUT Type: Pearl no-WIFI, FCC ID: IHDP56JK2, IMEI: 35590802000599  
EUT Condition: Board Rev: P3A, Slider closed  
Comments: FCC 15.247(c)(1) Bluetooth (BT) emission in TCM mode.  
BT ch. 0 (2402 MHz) up/down in test mode. Orientation Y-H  
EMC 3115 antenna (30Hz - 18GHz). Peak detector used.

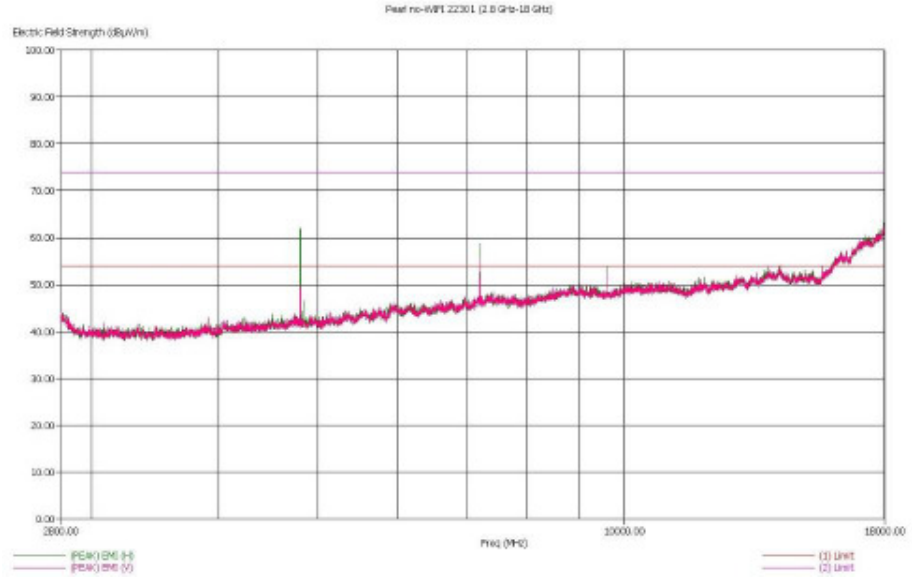
28-08-2008 17:01:48  
Sequence: Preliminary Scan



### 3-18 GHz Low Channel Dual Polarization Y

Title: FCC 15.247(e)  
File: Pearl an-WIFI 22301 (5.31)(ESU) FCC15.247 BT2400 Tot-low\_Z 2008-08-28 -3-18.net  
Operator: ADR\_AAL\_EMC\_TL1, Mr001  
EUT Type: Pearl an-WIFI, FCC ID: IHDP56JK2, IMEI: 35590802000589  
EUT Condition: Board Rev: P3h, Slides closed  
Comments: FCC 15.247(e)(1) Bluetooth (BT) emissions in TCH mode.  
BT ch. 0 (2402 MHz) up/down is test mode. Orientation Z-H  
EMC0 3115 antenna (30Hz - 18GHz). Peak detector used.

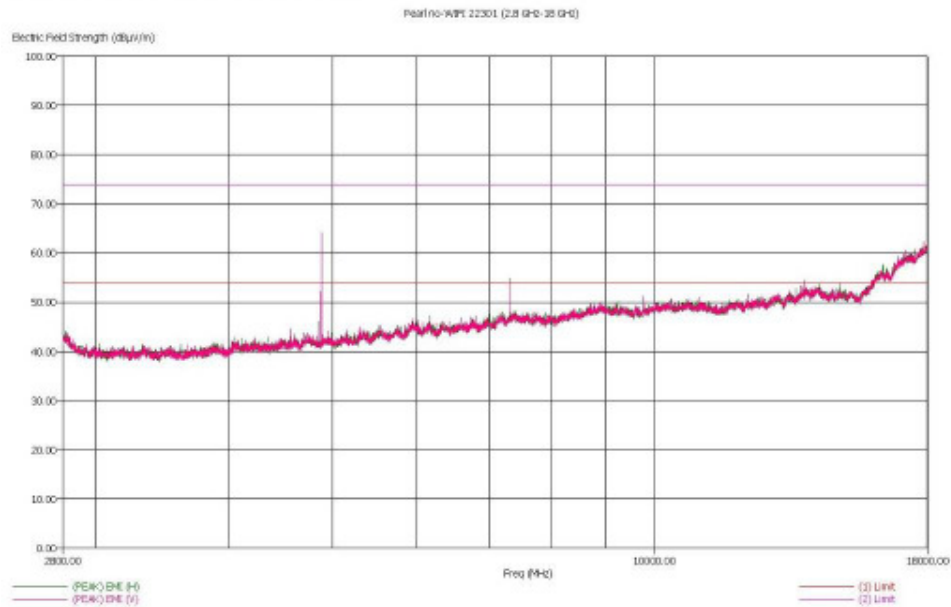
29-08-2008 10:36:25  
Sequence: Preliminary Scan



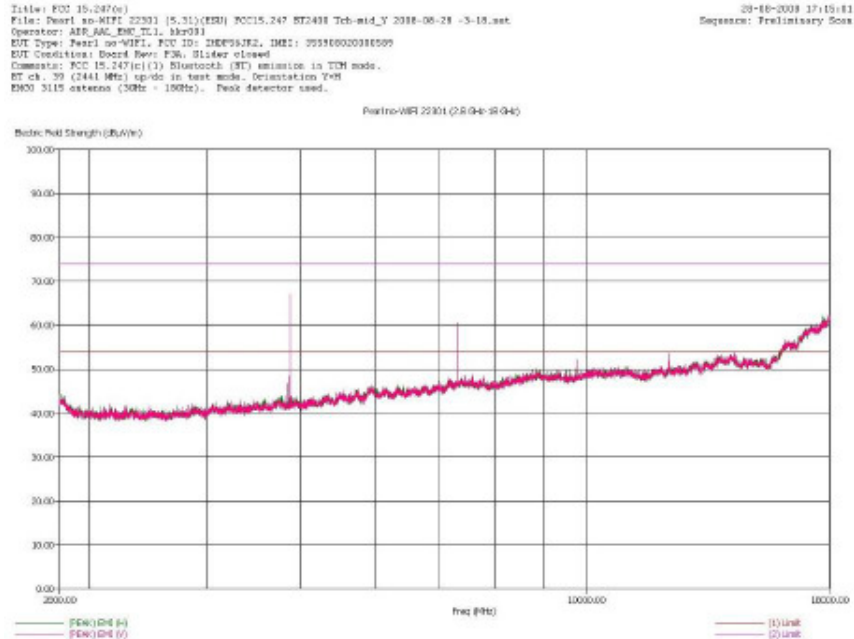
### 3-18 GHz Low Channel Dual Polarization Z

Title: FCC 15.247(e)  
File: Pearl an-WIFI 22301 (5.31)(ESU) FCC15.247 BT2400 Tot-mid\_X 2008-08-28 -3-18.net  
Operator: ADR\_AAL\_EMC\_TL1, Mr001  
EUT Type: Pearl an-WIFI, FCC ID: IHDP56JK2, IMEI: 35590802000589  
EUT Condition: Board Rev: P3h, Slides closed  
Comments: FCC 15.247(e)(1) Bluetooth (BT) emissions in TCH mode.  
BT ch. 38 (2441 MHz) up/down is test mode. Orientation X-H  
EMC0 3115 antenna (30Hz - 18GHz). Peak detector used.

29-08-2008 09:47:13  
Sequence: Preliminary Scan



### 3-18 GHz Middle Channel Dual Polarization X



Peak detector:

Title: FCC 15.247(c)  
 File: Pearl no-WIFI 22301 (5.31)(ESU) FCC15.247 BT2400 Tch-mid\_Y 2008-08-28 -PK -2.har.set  
 Operator: ADR\_AAL\_ENC\_TL1, hkr001  
 EUT Type: Pearl no-WIFI, FCC ID: IHDP56JK2, IMEI: 355908020000589  
 EUT Condition: Board Rev: P3A, Slider closed  
 Comments: FCC 15.247(c)(1) Bluetooth (BT) emission in TCH mode.  
 BT ch. 39 (2441 MHz) up/down in test mode. Orientation Y=H  
 EMC0 3115 antenna (3GHz - 18GHz). Peak detector used.

29-08-2008 11:25:46  
 Sequence: Final Measurements

Pearl no-WIFI 22301 - Table

Freq (MHz)	Freq (Max) (MHz)	(PEAK) EMI (dBuV/m)	(2) Limit (dBuV/m)	(PEAK) Margin Lim2 (dB)	Tbtl Agl (deg)	Pol
4882.50	4882.96	56.72	74.00	-17.28	14.50	H
4882.50	4882.22	67.22	74.00	-6.78	155.30	V

Title: FCC 15.247(c)  
 File: Pearl no-WIFI 22301 (5.31)(ESU) FCC15.247 BT2400 Tch-mid\_Y 2008-08-28 -PK -3.har.set  
 Operator: ADR\_AAL\_ENC\_TL1, hkr001  
 EUT Type: Pearl no-WIFI, FCC ID: IHDP56JK2, IMEI: 355908020000589  
 EUT Condition: Board Rev: P3A, Slider closed  
 Comments: FCC 15.247(c)(1) Bluetooth (BT) emission in TCH mode.  
 BT ch. 39 (2441 MHz) up/down in test mode. Orientation Y=H  
 EMC0 3115 antenna (3GHz - 18GHz). Peak detector used.

02-09-2008 10:23:37  
 Sequence: Final Measurements

Pearl no-WIFI 22301 - Table

Freq (MHz)	Freq (Max) (MHz)	(PEAK) EMI (dBuV/m)	(2) Limit (dBuV/m)	(PEAK) Margin Lim2 (dB)	Tbtl Agl (deg)	Pol
7323.00	7323.45	55.81	74.00	-18.19	155.70	H
7323.00	7322.99	61.74	74.00	-12.26	198.60	V

Average detector:

Title: FCC 15.247(c)  
 File: Pearl no-WIFI 22301 (5.31)(ESU) FCC15.247 BT2400 Tch-mid\_Y 2008-08-28 -AV -17.975GHz.set  
 Operator: ADR\_AAL\_ENC\_TL1, hkr001  
 EUT Type: Pearl no-WIFI, FCC ID: IHDP56JK2, IMEI: 355908020000589  
 EUT Condition: Board Rev: P3A, Slider closed  
 Comments: FCC 15.247(c)(1) Bluetooth (BT) emission in TCH mode.  
 BT ch. 39 (2439 MHz) up/down in test mode. Orientation Y=H  
 EMC0 3115 antenna (3GHz - 18GHz). AV detector used.

29-08-2008 11:02:36  
 Sequence: Final Measurements

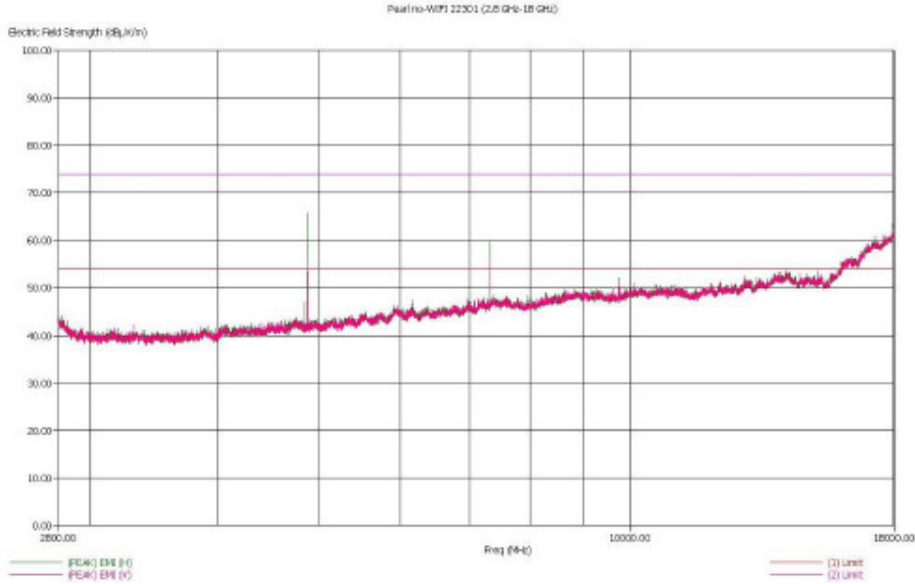
Pearl no-WIFI 22301 - Table

Freq (MHz)	Freq (Max) (MHz)	(AVG) EMI (dBuV/m)	(1) Limit (dBuV/m)	(AVG) Margin Lim1 (dB)	Tbtl Agl (deg)	Pol
17975.00	17975.14	49.46	54.00	-4.54	5.40	H
17975.00	17966.73	49.68	54.00	-4.32	39.60	V

**3-18 GHz Middle Channel Dual Polarization Y**  
 (See appendix 1)

Title: FCC 15.247(c)  
File: Peak1 no-WIFI 22301 (5.311(E80)) FCC15.247 ET2400 Tol-mid\_L 2008-08-28 -3-18.net  
Operator: ADR\_AML\_EMC\_TL1\_kkr001  
EUT Type: Pearl no-WIFI, FCC ID: IHDP56JK2, IMEI: 355908020000589  
EUT Condition: Board Rev: P3A, Slider closed  
Comments: FCC 15.247(o)(1) Bluetooth (BT) emission is TCH mode.  
ET ch. 39 (244) MHz up-to in test mode. Orientation Z-Phi  
EMC 3115 antenna (30Hz - 18GHz). Peak detector used.

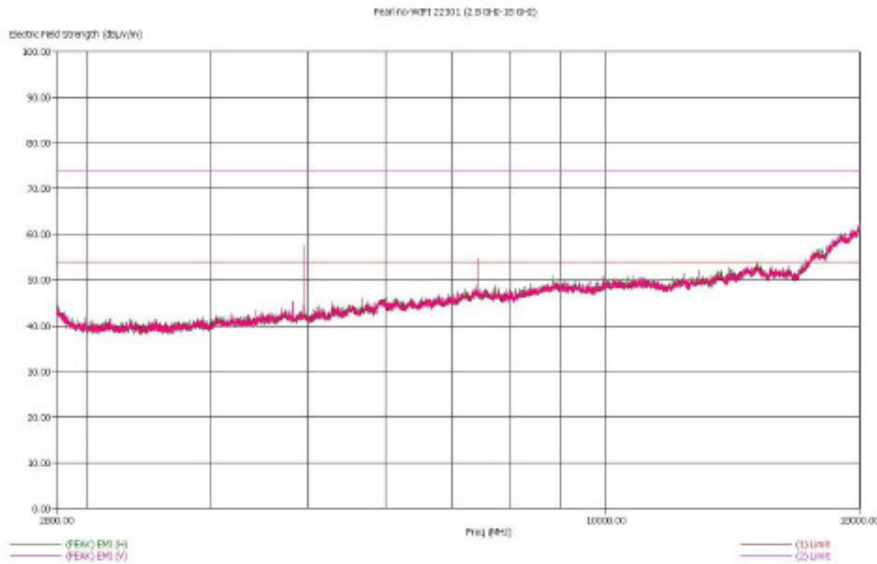
28-08-2008 10:22:37  
Sequence: Preliminary Scan



### 3-18 GHz Middle Channel Dual Polarization Z

Title: FCC 15.247(c)  
File: Peak1 no-WIFI 22301 (5.311(E80)) FCC15.247 ET2400 Tol-hgh\_X 2008-08-28 -3-18.net  
Operator: ADR\_AML\_EMC\_TL1\_kkr001  
EUT Type: Pearl no-WIFI, FCC ID: IHDP56JK2, IMEI: 355908020000589  
EUT Condition: Board Rev: P3A, Slider closed  
Comments: FCC 15.247(o)(1) Bluetooth (BT) emission is TCH mode.  
ET ch. 78 (248) MHz up-to in test mode. Orientation X-Phi  
EMC 3115 antenna (30Hz - 18GHz). Peak detector used.

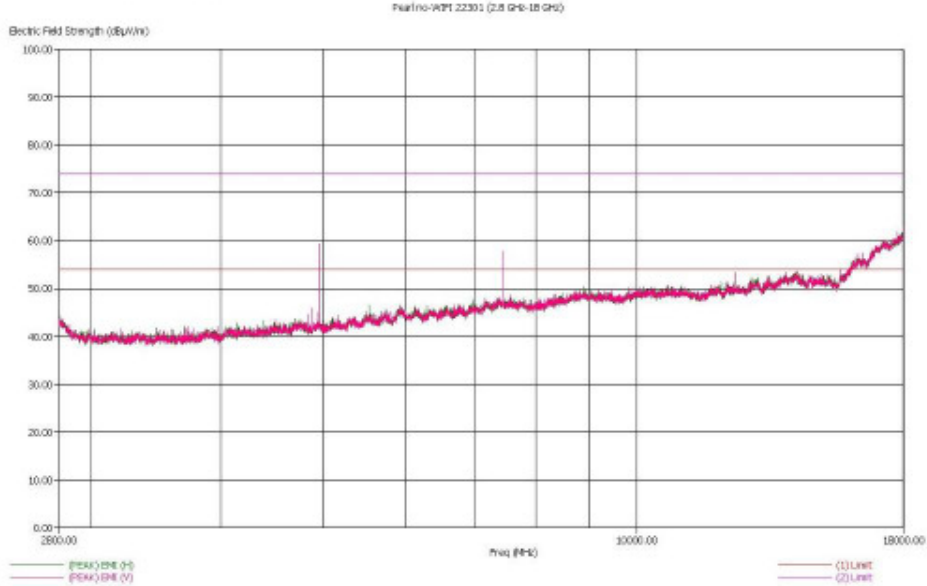
28-08-2008 09:18:33  
Sequence: Preliminary Scan



### 3-18 GHz High Channel Dual Polarization X

Title: FCC 15.247(c)  
File: Pearl no-WIFI 22301 (5.31)(ESU) FCC15.247 ET2400 Tch-hgh\_Y 2008-08-28 -3-18.net  
Operator: ADR\_AAL\_EMC\_TLL\_hkr001  
EUT Type: Pearl no-WIFI, FCC ID: IHDP56JK2, IMEI: 35590802000589  
EUT Condition: Board Rev: F3A, Slider closed  
Comments: FCC 15.247(c)(1) Bluetooth (BT) emission in TCH mode.  
ET ch. 78 (2400 MHz) sp/so in test mode. Orientation Y=I  
EMC 3115 antenna (30Hz - 18GHz). Peak detector used.

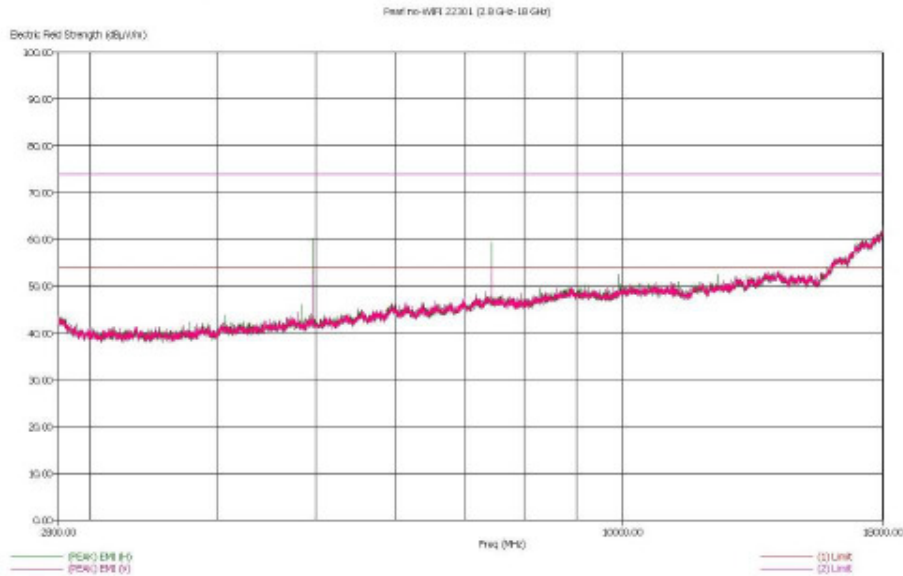
28-08-2008 17:28:16  
Sequence: Preliminary Scan



### 3-18 GHz High Channel Dual Polarization Y

Title: FCC 15.247(c)  
File: Pearl no-WIFI 22301 (5.31)(ESU) FCC15.247 ET2400 Tch-hgh\_Z 2008-08-28 -3-18.net  
Operator: ADR\_AAL\_EMC\_TLL\_ave011  
EUT Type: Pearl no-WIFI, FCC ID: IHDP56JK2, IMEI: 35590802000589  
EUT Condition: Board Rev: F3A, Slider closed  
Comments: FCC 15.247(c)(1) Bluetooth (BT) emission in TCH mode.  
ET ch. 79 (2400 MHz) sp/so in test mode. Orientation Z=H  
EMC 3115 antenna (30Hz - 18GHz). Peak detector used.

28-08-2008 18:04:28  
Sequence: Preliminary Scan



### 3-18 GHz High Channel Dual Polarization Z

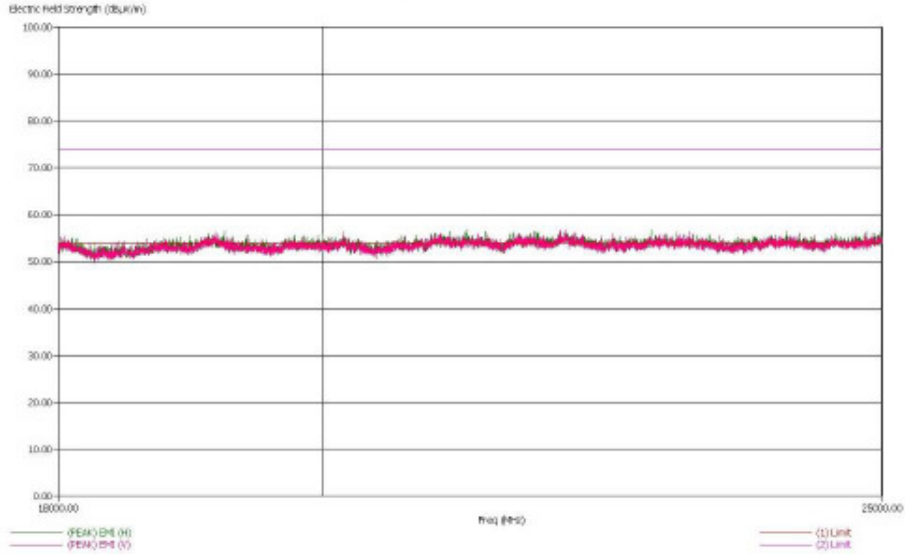
**There were no discernible emissions above the noise floor for 18-25 GHz for Low, Mid and High Channels and all polarizations in Bluetooth band**

Only one worst case plot for each test frequency are shown in the below plots in the range from 18 GHz – 26 GHz.

Title: FCC 15.247(c)  
File: Pearl no-WIFI 22301 (5.31)(EIS) FCC15.247 BT2400 Tech-low\_V 2008-08-28 -18-25.set  
Operator: ADI\_AAI\_EMC\_TL1\_bkr001  
EUT Type: Pearl no-WIFI, FCC ID: IHDP56JK2, DMI: 355908020000589  
EUT Condition: Board Rev: F3A, Slider closed  
Comments: FCC 15.247(c)(1) Bluetooth (BT) emission in TCH mode.  
BT ch. 0 (2402 MHz) up/down in test mode. Orientation Y+H  
EMC 3116 antenna (180Hz - 250Hz). Peak detector used.

29-08-2008 11:35:14  
Sequence: Preliminary Scan

Pearl no-WIFI 22301 (38 GHz-25 GHz)

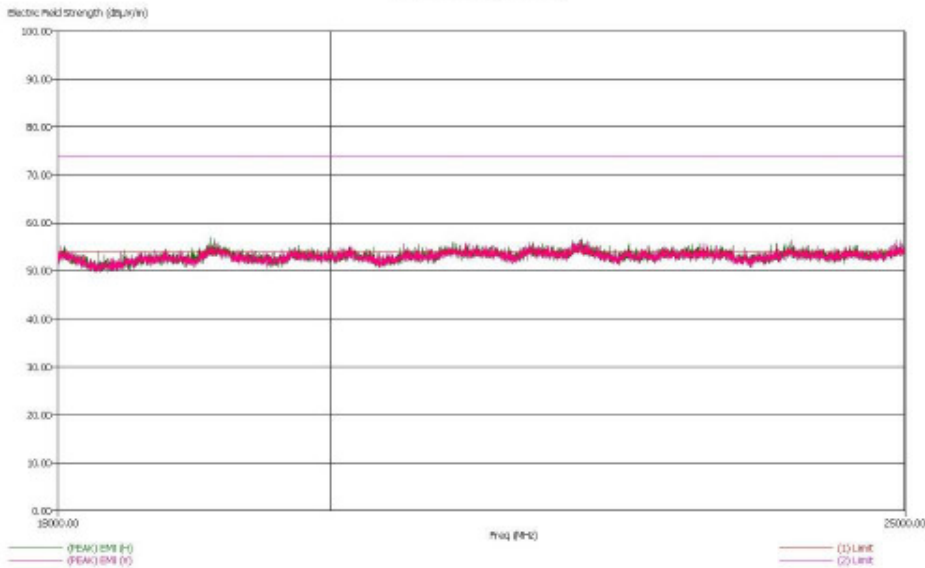


### 18-25 GHz Low Channel Dual Polarization Y

Title: FCC 15.247(c)  
File: Pearl no-WIFI 22301 (5.31)(EIS) FCC15.247 BT2400 Tech-mid\_V 2008-08-28 -18-25.set  
Operator: ADI\_AAI\_EMC\_TL1\_bkr001  
EUT Type: Pearl no-WIFI, FCC ID: IHDP56JK2, DMI: 355908020000589  
EUT Condition: Board Rev: F3A, Slider closed  
Comments: FCC 15.247(c)(1) Bluetooth (BT) emission in TCH mode.  
BT ch. 39 (2441 MHz) up/down in test mode. Orientation Y+H  
EMC 3116 antenna (180Hz - 250Hz). Peak detector used.

29-08-2008 11:46:40  
Sequence: Preliminary Scan

Pearl no-WIFI 22301 (38 GHz-25 GHz)

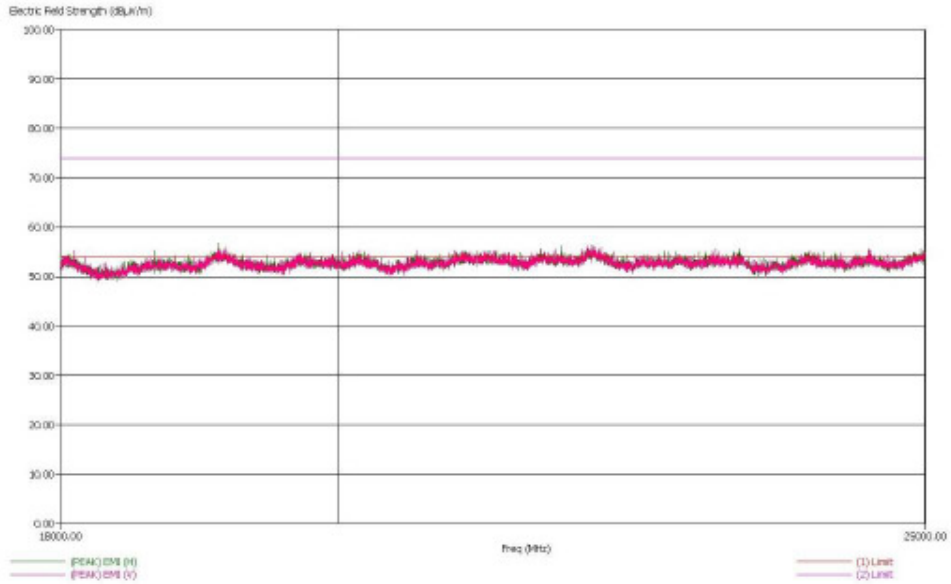


### 18-25 GHz Middle Channel Dual Polarization Y

Title: FCC 15.247(e)  
File: Pearl co-WIFI 22301 (5.31)(ESU) FCC15.247 ET2400 Tech-hgh\_Y 2008-08-28 -18-25.net  
Operator: ADR\_JAL\_EMC\_TLI\_kkr001  
EUT Type: Pearl co-WIFI, FCC ID: IHDP56JK2, DMEI: 35590802000589  
EUT Condition: Board Rev: P3A, Slider closed  
Comments: FCC 15.247(c)(1) Bluetooth (BT) emission is TCH mode.  
BT ch. 78 (2480 MHz) up/down in test mode. Orientation Y-H  
EMC0 311b antenna (18GHz - 25GHz), Peak detector used.

29-08-2008 12:13:26  
Sequence: Preliminary Scan

Pearlco-WIFI 22301 (18GHz-25GHz)



### 18-25 GHz High Channel Dual Polarization Y

## **BAND-EDGE COMPLIANCE OF RF RADIATED EMISSIONS**

CFR Part 15.247

### **Measurement Procedure**

The test sample is placed inside the semi-anechoic chamber on a polystyrene table at the turntable center. Test is repeated for both horizontal and vertical polarizations of the receive antenna.

Field Strength (dB $\mu$ V/m) = EMI Receiver Level (dB $\mu$ V) + Cable Loss (dB) + Filter Loss (dB) - Amplifier Gain (dB) + Antenna Correction Factor (3/m)

The test sample was operated in Bluetooth single channel test mode. A fully charged battery was used for the supply voltage.

### **Measurement Results**

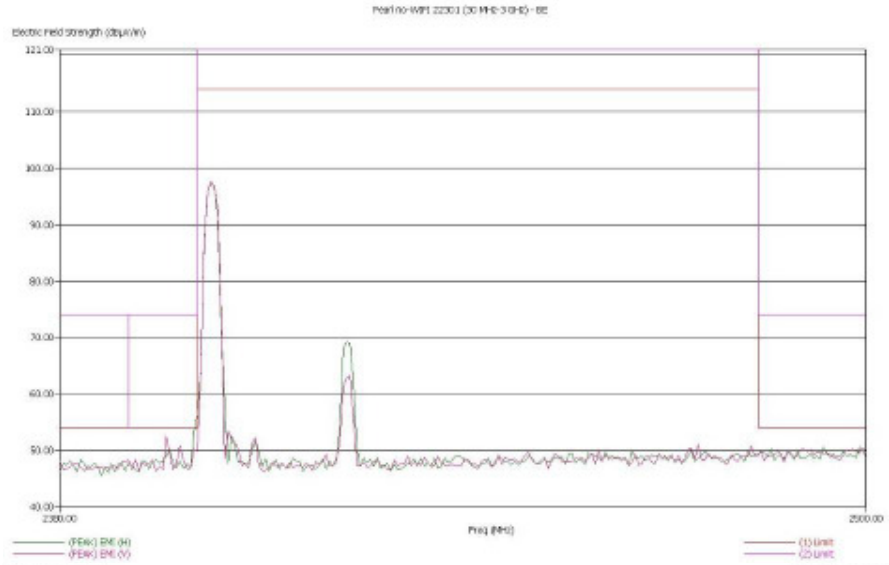
Comments:

The band edge measurements crossing the corner for the low channel with respect to the average limit line is acceptable when applying the FCC rule specified in CFR 47 part 15.35(b) for the use of peak detector above 1 GHz. The peak detector limit line has been added to the graphical plots.

See Attached:

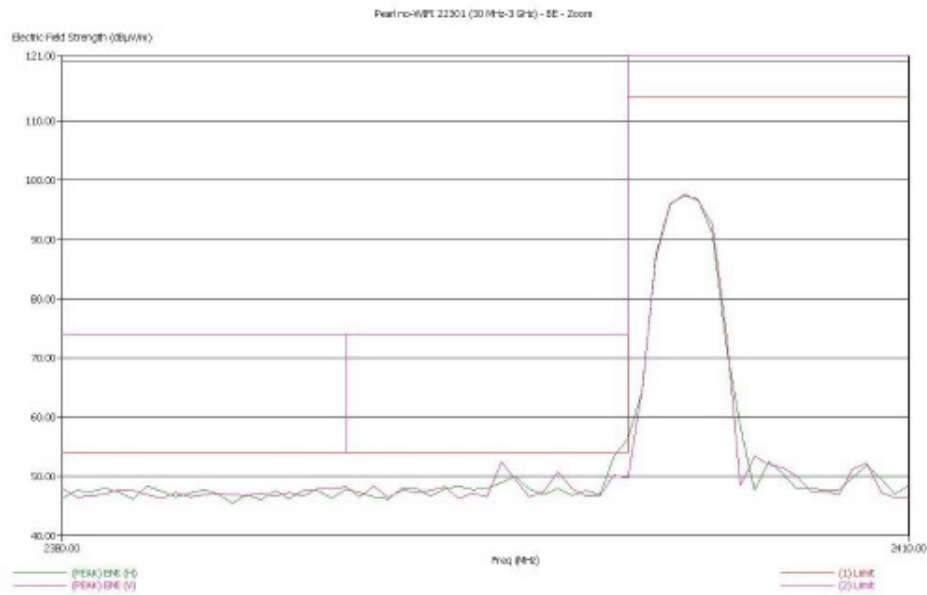
Title: FCC 15.247(c)  
File: Pearl so-WIFI 22301 (5.31)(ESU) FCC15.247 ET2400 Tch-low\_X 2008-08-28 -3.snr  
Operator: ABR\_AAL\_EMC\_TLL\_hkr001  
EUT Type: Pearl so-WIFI, FCC ID: IHDP56JK2, IMEI: 355900920010599  
EUT Conditions: Board Rev: F36, Slider closed  
Comments: FCC 15.247(c)(1) Bluetooth (BT) emissions in TCH mode.  
ET ch. 0 (2402 MHz) up/down in test mode. Orientation X+H  
HPF 3000C antenna (30MHz - 3 GHz). Peak detector used.

28-08-2008 16:07:54  
Sequence: Preliminary Scan



Title: FCC 15.247(c)  
File: Pearl so-WIFI 22301 (5.31)(ESU) FCC15.247 ET2400 Tch-low\_X 2008-08-28 -3.snr  
Operator: ABR\_AAL\_EMC\_TLL\_hkr001  
EUT Type: Pearl so-WIFI, FCC ID: IHDP56JK2, IMEI: 355900920000589  
EUT Conditions: Board Rev: F36, Slider closed  
Comments: FCC 15.247(c)(1) Bluetooth (BT) emission in TCH mode.  
ET ch. 0 (2402 MHz) up/down in test mode. Orientation X+H  
HPF 3000C antenna (30MHz - 3 GHz). Peak detector used.

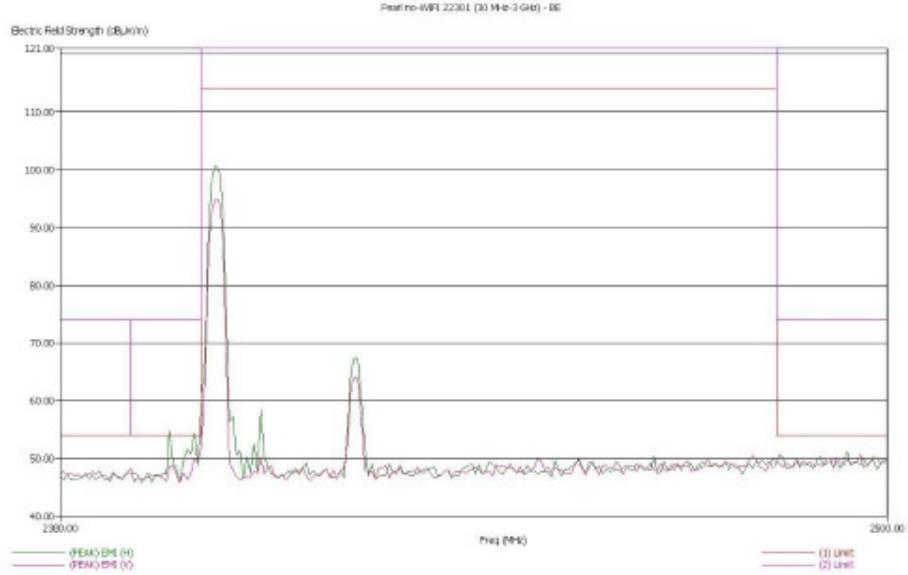
28-08-2008 16:07:54  
Sequence: Preliminary Scan



**Authorized Band Emissions Low Channel Dual Polarization X**

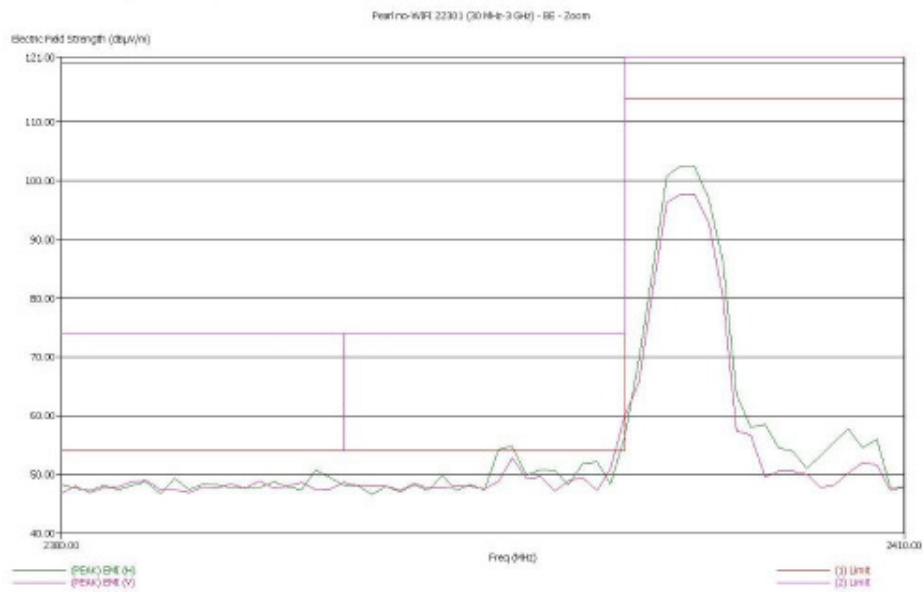
Title: FCC 15.247(c)  
File: Pearl no-WIFI 22301 (5.31)(E20) FCC15.247 BT2400 Tech-low\_V 2008-08-28 -3.swt  
Operator: AGR\_AAL\_EMC\_TL1\_hkr001  
EUT Type: Pearl no-WIFI, FCC ID: IHDP56JK2, DNI: 35590820000589  
EUT Condition: Board Rev: P3A, Slider closed  
Comments: FCC 15.247(c)(1) Bluetooth (BT) emission in TCM mode.  
BT ch. 0 (2402 MHz) up/down in test mode. Orientation Y-H  
HP 3103C antenna (30MHz - 3 GHz). Peak detector used.

28-08-2008 15:57:35  
Sequence: Preliminary Scan



Title: FCC 15.247(c)  
File: Pearl no-WIFI 22301 (5.31)(E20) FCC15.247 BT2400 Tech-low\_V 2008-08-28 -3 -22.5dag.swt  
Operator: AGR\_AAL\_EMC\_TL1\_hkr001  
EUT Type: Pearl no-WIFI, FCC ID: IHDP56JK2, DNI: 35590820000589  
EUT Condition: Board Rev: P3A, Slider closed  
Comments: FCC 15.247(c)(1) Bluetooth (BT) emission in TCM mode.  
BT ch. 0 (2402 MHz) up/down in test mode. Orientation Y-H  
HP 3103C antenna (30MHz - 3 GHz). Peak detector used.

28-08-2008 16:42:37  
Sequence: Preliminary Scan

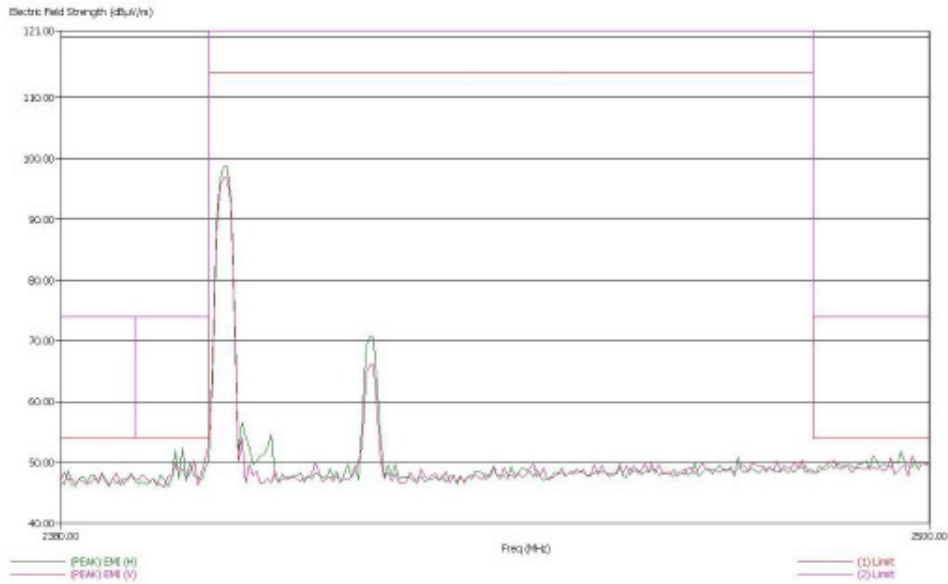


**Authorized Band Emissions Low Channel Dual Polarization Y**

Title: FCC 15.247(e)  
File: Pearl no-WIFI 22301 (5.31)(ESU) FCC15.247 BT2400 Tech-low\_2 2008-08-28 -3.swt  
Operator: ADR\_AAL\_ENC\_TL1, hkr001  
EUT Type: Pearl no-WIFI, FCC ID: IHDP56JK2, IMEI: 35590802000589  
EUT Condition: Board Rev: P3A, Slider closed  
Comments: FCC 15.247(e)(1) Bluetooth (BT) emission in TCH mode.  
BT ch. 0 (2402 MHz) up/down in test mode. Orientation Z-H  
HLP 3003C antenna (30MHz - 3 GHz). Peak detector used.

28-08-2008 15:05:49  
Sequence: Preliminary Scan

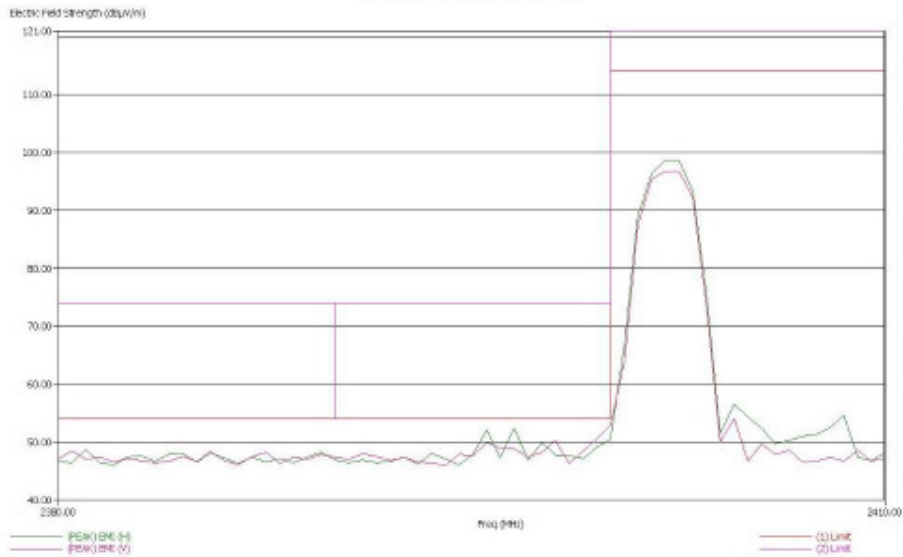
Pearl no-WIFI 22301 (30 MHz-3 GHz) - BE



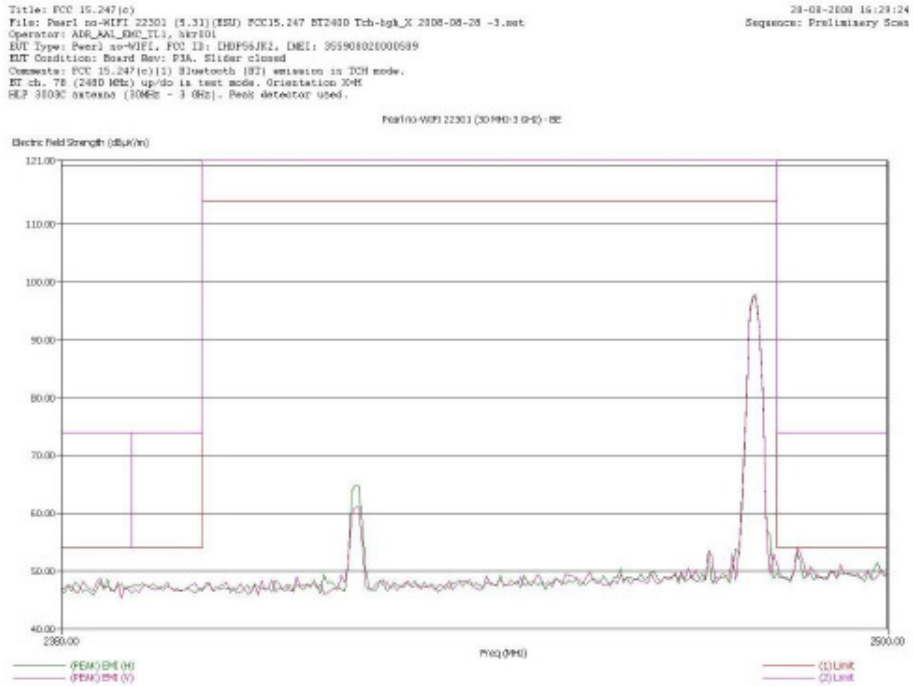
Title: FCC 15.247(e)  
File: Pearl no-WIFI 22301 (5.31)(ESU) FCC15.247 BT2400 Tech-low\_2 2008-08-28 -3.swt  
Operator: ADR\_AAL\_ENC\_TL1, hkr001  
EUT Type: Pearl no-WIFI, FCC ID: IHDP56JK2, IMEI: 35590802000589  
EUT Condition: Board Rev: P3A, Slider closed  
Comments: FCC 15.247(e)(1) Bluetooth (BT) emission in TCH mode.  
BT ch. 0 (2402 MHz) up/down in test mode. Orientation Z-H  
HLP 3003C antenna (30MHz - 3 GHz). Peak detector used.

28-08-2008 15:05:48  
Sequence: Preliminary Scan

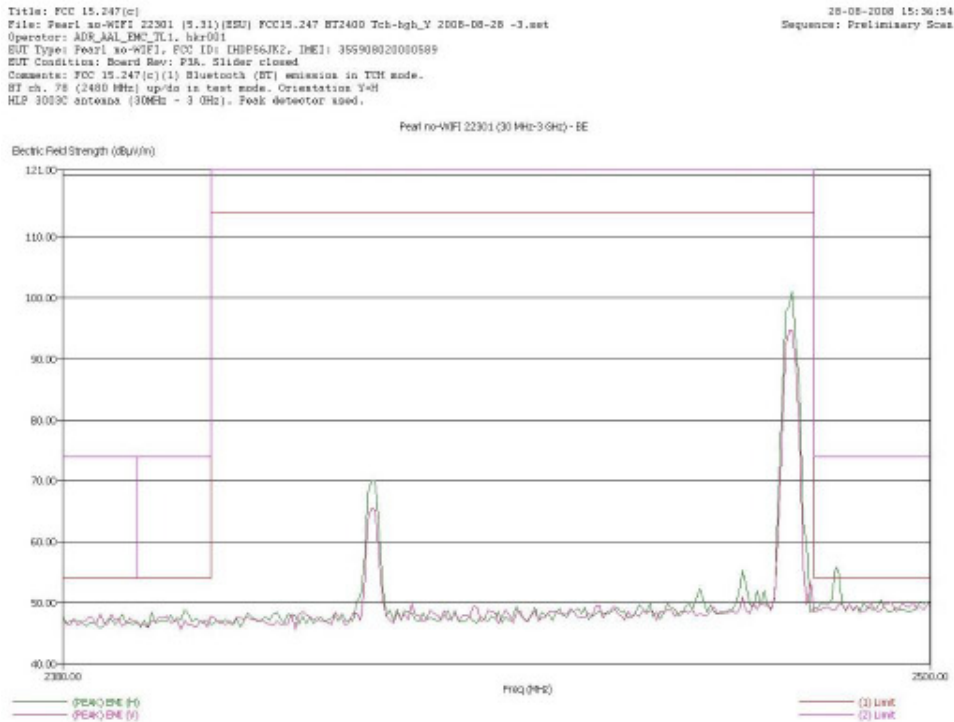
Pearl no-WIFI 22301 (30 MHz-3 GHz) - BE - Zoom



**Authorized Band Emissions Low Channel Dual Polarization Z**



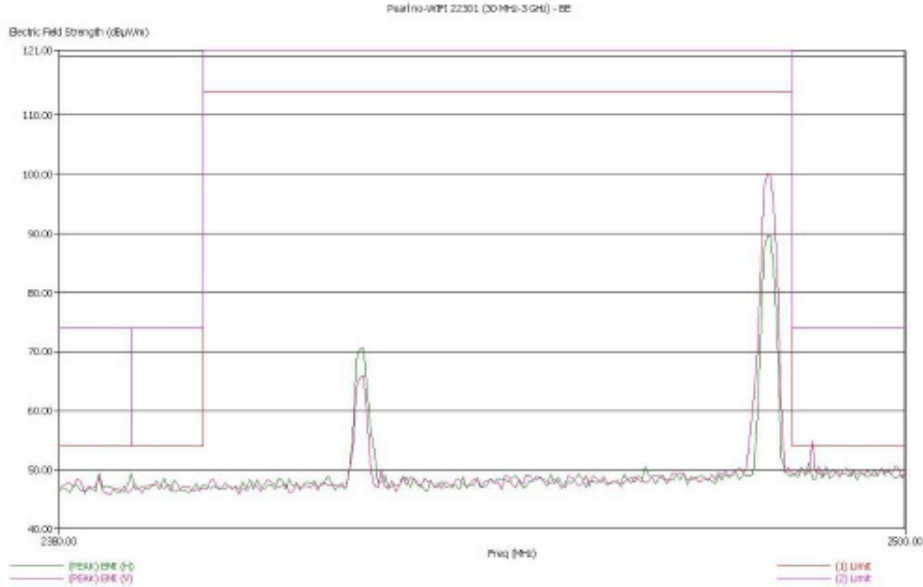
**Authorized Band Emissions High Channel Dual Polarization X**



**Authorized Band Emissions High Channel Dual Polarization Y**

Title: FCC 15.247(c)  
 File: Pwr3 an-WIFI 22301 (5.11)(ESU) FCC15.247 BT400 Tch-gh\_Z 2008-08-28 -3.aet  
 Operator: ADR\_PAL\_EMC\_TLL\_000001  
 EUT Type: Pwr3 an-WIFI, FCC ID: IHDP56JK2, IMEI: 355988020001589  
 EUT Condition: Board Rev: P3A, Slider closed  
 Comments: FCC 15.247(c)(1) Bluetooth (BT) emission in TCH mode.  
 RF ch. 39 (1480 MHz) up/Do in test mode. Orientation Z-tilt  
 HLP 3002C antenna (30MHz - 3 GHz), Peak detector used.

28-08-2008 15:26:38  
Sequence: Preliminary Scan



**Authorized Band Emissions High Channel Dual Polarization Z**

**PICTURES**

The pictures related to the above test results are placed in the associated report denoted as EXHIBIT 7A2.

**APPENDIX**

**Appendix- 1 Dwell time analysis**

Preliminary peak scans were performed in low, mid and high channels as well as with test sample configured along X, Y and Z orthogonal axis.

Per clause 15.35(c) of CFR 47, Part 15 and DA 00-705, the measured field strength was determined by averaging the pulse train over a 0.1 second interval.

Per data provided below the test sample dwell time, duty cycle was measured and the number of occurrences in 100 ms time interval was calculated. Finally the time of occupancy on a single channel in various transmitting modes was calculated.

The worst case test scenario that is used for measured the test sample for this test report is single TX/RX channel. However the worst case real life scenario is a hopping sequence of 15 channels which is the minimum allowed number of hopping channels used in a Bluetooth session.

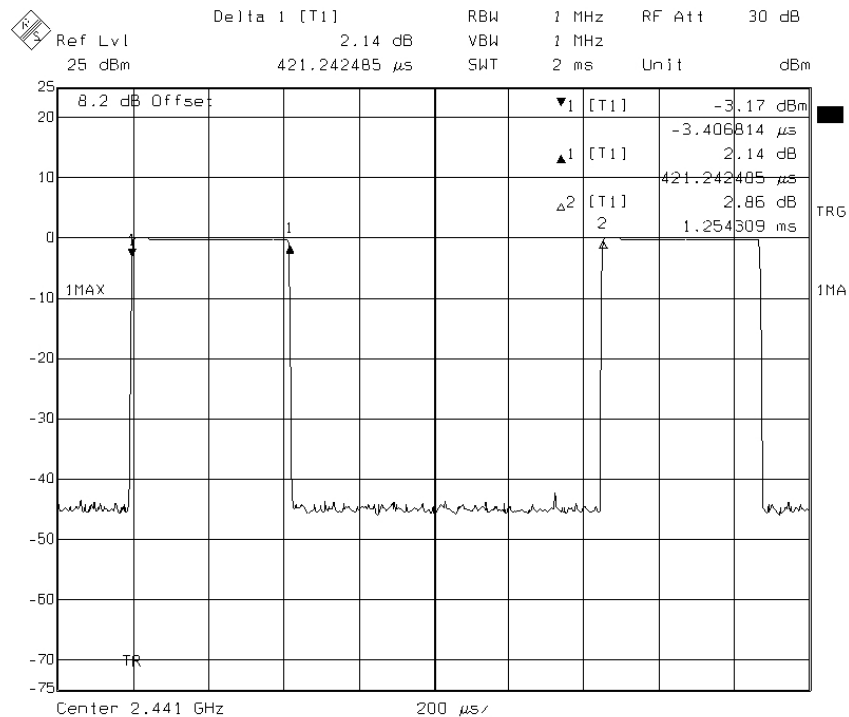
Based on the worst case dwell time of 3.1 ms in a 100 ms period as the channel will not be reused within that 100 ms period, the average value of measured emissions is calculated as follows:

$$3.14 \text{ ms} / 100\text{ms} = 0.031$$

$$20\log(0.031) = -30.2\text{dB}$$

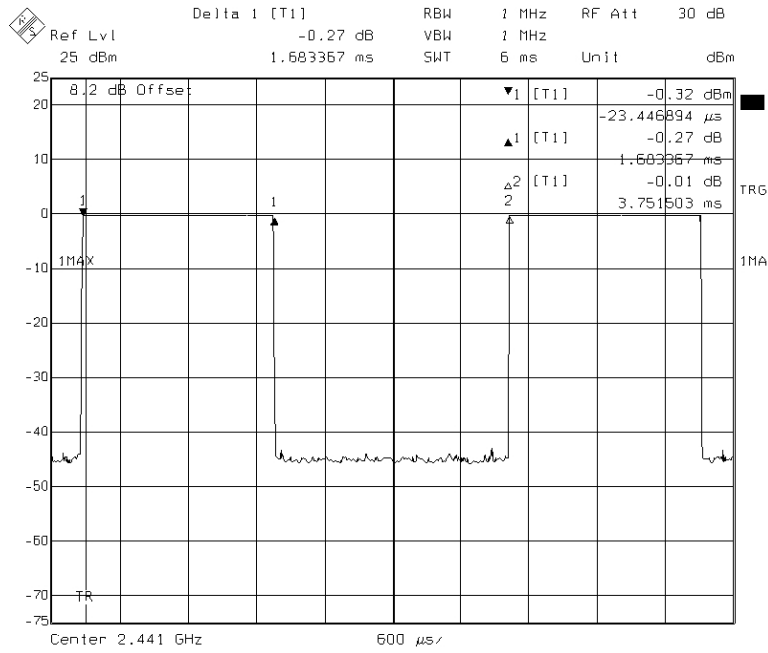
When the calculated relaxation is applied to the measured peak field strength the levels were well below the limit and no average measurements were considered necessary.

Package	Dwell time (ms)	Duty cycle (ms)	No. of occurrence (100 ms)	Time of occupancy (Single TX)	Time of occupancy (Hop 15)	Time of occupancy (Hop 79)
DH1	0.42	1.25	80	33.6 ms	2.24 ms	0.43 ms
DH3	1.68	3.75	26.7	44.9 ms	2.99 ms	0.57 ms
DH5	2.95	6.26	16	47.2 ms	3.14 ms	0.60 ms



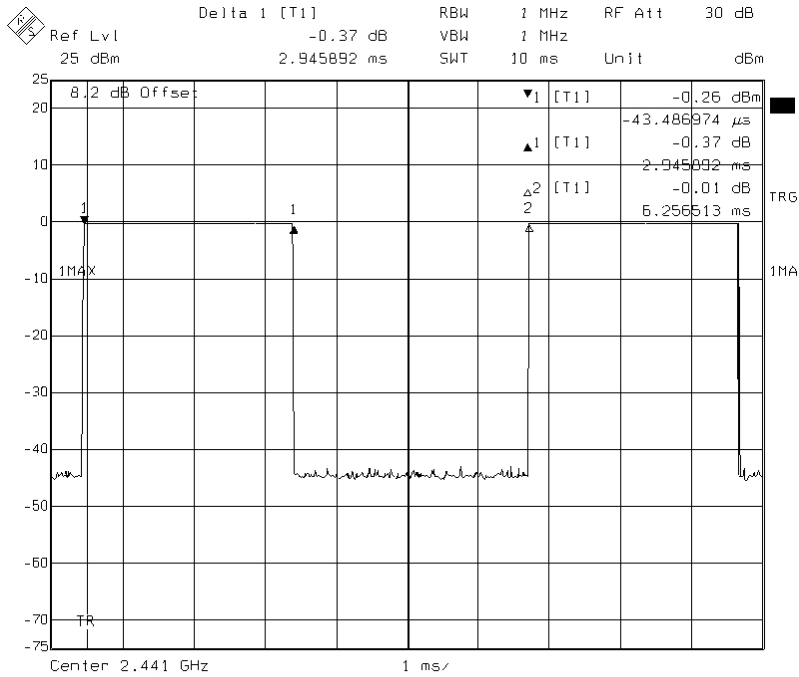
Date: 19.AUG.2008 09:37:39

**Dwell time and duty cycle for data pattern type DH1**



Date: 19.AUG.2008 09:30:07

### Dwell time and duty cycle for data pattern type DH3



Date: 19.AUG.2008 09:32:57

### Dwell time and duty cycle for data pattern type DH5

## End of Test Report