

6a.3 Radiated Spurious Emissions -- Pursuant 47 CFR 2.1053, §2.1057, §90.210(g)(3), §90.691(a)(2)**6a.3.1 800-900 MHz SMR Bands.**FCC Limits

Per 90.210(g)(3) and 90.691(a)(2), radiated spurious emissions shall be attenuated below the maximum level of emission of the carrier frequency in accordance with the following formula:

- $43 + 10 \log_{10}(P)$
(Thus the effective limit is -13 dBm for any transmitter power level).

NOTE 1: Spurious emissions are dependent on the linearity of the Power Amplifier and are independent of modulation type or TDM interleaving. Thus emissions were tested with the radio set to Quad-16QAM at both maximum and minimum radio output power settings.

NOTE 2: An asterisk () in the data indicates the spurious emission was greater than 20 dB below the specification limit, or could not otherwise be detected due to noise limitations or ambient signal levels.*

NOTE 3: Spurious emission levels were measured with the non-detachable antenna mounted on the radio product, as in intended use. Measurement setup is described in Exhibit 7.3.

NOTE 4: Spurious emissions are dependent on the linearity of the Power Amplifier (UXXX) and are independent of modulation type or TDM interleaving. Thus, for the Land Mobile Band, emissions were tested with the radio set to Quad-16QAM.

NOTE 5: Emissions resulting from intermodulation products possible due to the simultaneous operation of the Part 90 SMR and Bluetooth transmitters were investigated and those of significance are shown in the graphs below. All were compliant with the applicable Part 90 emissions requirements.

Motorola Inc.

FCC ID: IHDP56HS1

Transmit Radiated Spurious Emissions: i776

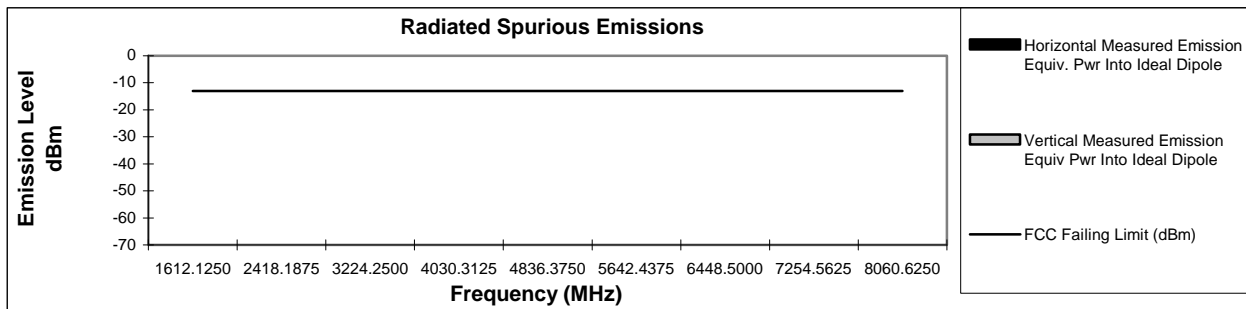
@ 10 Meters

Tx Power: 0.64 Watts

806.0625 MHz

Channel Spacing 25 kHz | S/N 364VJF5238

Frequency (MHz)	FCC Failing Limit (dBm)	Horizontal Measured Emission Equiv. Pwr Into Ideal Dipole	Vertical Measured Emission Equiv Pwr Into Ideal Dipole
1612.1250	-13	*	*
2418.1875	-13	*	*
3224.2500	-13	*	*
4030.3125	-13	*	*
4836.3750	-13	*	*
5642.4375	-13	*	*
6448.5000	-13	*	*
7254.5625	-13	*	*
8060.6250	-13	*	*




Tx Power: 0.64 Watts

813.5625 MHz

Channel Spacing 25 kHz | S/N 364VJF5238

Frequency (MHz)	FCC Failing Limit (dBm)	Horizontal Measured Emission Equiv. Pwr Into Ideal Dipole	Vertical Measured Emission Equiv Pwr Into Ideal Dipole
1627.1250	-13	*	*
2440.6875	-13	*	*
3254.2500	-13	*	*
4067.8125	-13	*	*
4881.3750	-13	*	*
5694.9375	-13	*	*
6508.5000	-13	*	*
7322.0625	-13	*	*
8135.6250	-13	*	*



* Indicates the spurious emission could not be detected due to noise limitations or ambients.

The data presented here was taken using the substitution method as found in the TIA/EIA-603 document.

Motorola Plantation EMC Lab – Test Performed by: Frank Baader
 FCC Registration: 91932 / Industry Canada: IC109U-1

May 27, 2008

Table 6a.2.1. Spurious emissions at 806.0625 and 813.5625 MHz

Motorola Inc.

FCC ID: IHDP56HS1

Transmit Radiated Spurious Emissions: i776


@ 10 Meters

Tx Power: 0.64 Watts

820.9875 MHz

Channel Spacing 25kHz | S/N 364VJF5238

Frequency (MHz)	FCC Failing Limit (dBm)	Horizontal Measured Emission Equiv. Pwr Into Ideal Dipole	Vertical Measured Emission Equiv Pwr Into Ideal Dipole (dBm)
1641.9750	-13	*	*
2462.9625	-13	*	*
3283.9500	-13	*	*
4104.9375	-13	*	*
4925.9250	-13	*	*
5746.9125	-13	*	*
6567.9000	-13	*	*
7388.8875	-13	*	*
8209.8750	-13	*	*




Tx Power: 0.64 Watts

824.9875 MHz

Channel Spacing 25kHz | S/N 364VJF5238

Frequency (MHz)	FCC Failing Limit (dBm)	Horizontal Measured Emission Equiv. Pwr Into Ideal Dipole	Vertical Measured Emission Equiv Pwr Into Ideal Dipole (dBm)
1649.9750	-13	*	*
2474.9625	-13	*	*
3299.9500	-13	*	*
4124.9375	-13	*	*
4949.9250	-13	*	*
5774.9125	-13	*	*
6599.9000	-13	*	*
7424.8875	-13	*	*
8249.8750	-13	*	*



* Indicates the spurious emission could not be detected due to noise limitations or ambients.

The data presented here was taken using the substitution method as found in the TIA/EIA-603 document.

Motorola Plantation EMC Lab – Test Performed by: Frank Baader

May 27, 2008

FCC Registration: 91932 / Industry Canada: IC109U-1

Table 6a.2.2. Spurious emissions at 820.9875 and 824.9875 MHz

Motorola Inc.

FCC ID: IHDP56HS1

Transmit Radiated Spurious Emissions: i776

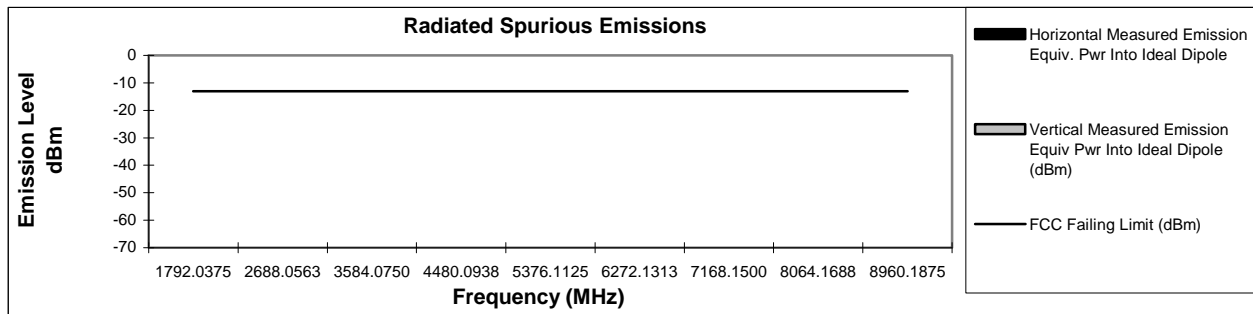
@ 10 Meters

Tx Power: 0.64 Watts

896.01875 MHz

Channel Spacing 25kHz | S/N 364VJF5238

Frequency (MHz)	FCC Failing Limit (dBm)	Horizontal Measured Emission Equiv. Pwr Into Ideal Dipole	Vertical Measured Emission Equiv Pwr Into Ideal Dipole (dBm)
1792.0375	-13	*	*
2688.0563	-13	*	*
3584.0750	-13	*	*
4480.0938	-13	*	*
5376.1125	-13	*	*
6272.1313	-13	*	*
7168.1500	-13	*	*
8064.1688	-13	*	*
8960.1875	-13	*	*




Tx Power: 0.64 Watts

900.98125 MHz

Channel Spacing 25kHz | S/N 364VJF5238

Frequency (MHz)	FCC Failing Limit (dBm)	Horizontal Measured Emission Equiv. Pwr Into Ideal Dipole	Vertical Measured Emission Equiv Pwr Into Ideal Dipole (dBm)
1801.9625	-13	*	*
2702.9438	-13	*	*
3603.9250	-13	*	*
4504.9063	-13	*	*
5405.8875	-13	*	*
6306.8688	-13	*	*
7207.8500	-13	*	*
8108.8313	-13	*	*
9009.8125	-13	*	*



* Indicates the spurious emission could not be detected due to noise limitations or ambients.

The data presented here was taken using the substitution method as found in the TIA/EIA-603 document.

Motorola Plantation EMC Lab – Test Performed by: Frank Baader

May 27, 2008

FCC Registration: 91932 / Industry Canada: IC109U-1

Table 6a.2.3. Spurious emissions at 896.01875 and 900.98125 MHz

Motorola Inc.

FCC ID: IHDP56HS1

Transmit Radiated Spurious Emissions: i776


@ 10 Meters

Tx Power: Cutback Watts

806.0625 MHz

Channel Spacing 25kHz | S/N 364VJF5238

Frequency (MHz)	FCC Failing Limit (dBm)	Horizontal Measured Emission Equiv. Pwr Into Ideal Dipole	Vertical Measured Emission Equiv Pwr Into Ideal Dipole (dBm)
1612.1250	-13	*	*
2418.1875	-13	*	*
3224.2500	-13	*	*
4030.3125	-13	*	*
4836.3750	-13	*	*
5642.4375	-13	*	*
6448.5000	-13	*	*
7254.5625	-13	*	*
8060.6250	-13	*	*




Tx Power: Cutback Watts

813.5625 MHz

Channel Spacing 25kHz | S/N 364VJF5238

Frequency (MHz)	FCC Failing Limit (dBm)	Horizontal Measured Emission Equiv. Pwr Into Ideal Dipole	Vertical Measured Emission Equiv Pwr Into Ideal Dipole (dBm)
1627.1250	-13	*	*
2440.6875	-13	*	*
3254.2500	-13	*	*
4067.8125	-13	*	*
4881.3750	-13	*	*
5694.9375	-13	*	*
6508.5000	-13	*	*
7322.0625	-13	*	*
8135.6250	-13	*	*



* Indicates the spurious emission could not be detected due to noise limitations or ambients.

The data presented here was taken using the substitution method as found in the TIA/EIA-603 document.

Motorola Plantation EMC Lab – Test Performed by: Frank Baader

May 28, 2008

FCC Registration: 91932 / Industry Canada: IC109U-1

Table 6a.2.5. Spurious emissions at 806.0625 and 813.5625 MHz (Lowest Power, – 34 dB Cutback)

Motorola Inc.

FCC ID: IHDP56HS1

Transmit Radiated Spurious Emissions: i776


@ 10 Meters

Tx Power: Cutback Watts

820.9875 MHz

Channel Spacing 25kHz | S/N 364VJF5238

Frequency (MHz)	FCC Failing Limit (dBm)	Horizontal Measured Emission Equiv. Pwr Into Ideal Dipole	Vertical Measured Emission Equiv Pwr Into Ideal Dipole (dBm)
1641.9750	-13	*	*
2462.9625	-13	*	*
3283.9500	-13	*	*
4104.9375	-13	*	*
4925.9250	-13	*	*
5746.9125	-13	*	*
6567.9000	-13	*	*
7388.8875	-13	*	*
8209.8750	-13	*	*




Tx Power: Cutback Watts

824.9875 MHz

Channel Spacing 25kHz | S/N 364VJF5238

Frequency (MHz)	FCC Failing Limit (dBm)	Horizontal Measured Emission Equiv. Pwr Into Ideal Dipole	Vertical Measured Emission Equiv Pwr Into Ideal Dipole (dBm)
1649.9750	-13	*	*
2474.9625	-13	*	*
3299.9500	-13	*	*
4124.9375	-13	*	*
4949.9250	-13	*	*
5774.9125	-13	*	*
6599.9000	-13	*	*
7424.8875	-13	*	*
8249.8750	-13	*	*



* Indicates the spurious emission could not be detected due to noise limitations or ambients.

The data presented here was taken using the substitution method as found in the TIA/EIA-603 document.

Motorola Plantation EMC Lab – Test Performed by: Frank Baader

May 28, 2008

FCC Registration: 91932 / Industry Canada: IC109U-1

Table 6a.2.6. Spurious emissions at 820.9875 and 824.9875 MHz (Lowest Power, – 34 dB Cutback)

Motorola Inc.

FCC ID: IHDP56HS1

Transmit Radiated Spurious Emissions: i776


@ 10 Meters

Tx Power: Cutback Watts

896.01875 MHz

Channel Spacing 25kHz | S/N 364VJF5238

Frequency (MHz)	FCC Failing Limit (dBm)	Horizontal Measured Emission Equiv. Pwr Into Ideal Dipole	Vertical Measured Emission Equiv Pwr Into Ideal Dipole (dBm)
1792.0375	-13	*	*
2688.0563	-13	*	*
3584.0750	-13	*	*
4480.0938	-13	*	*
5376.1125	-13	*	*
6272.1313	-13	*	*
7168.1500	-13	*	*
8064.1688	-13	*	*
8960.1875	-13	*	*




Tx Power: Cutback Watts

900.98125 MHz

Channel Spacing 25kHz | S/N 364VJF5238

Frequency (MHz)	FCC Failing Limit (dBm)	Horizontal Measured Emission Equiv. Pwr Into Ideal Dipole	Vertical Measured Emission Equiv Pwr Into Ideal Dipole (dBm)
1801.9625	-13	*	*
2702.9438	-13	*	*
3603.9250	-13	*	*
4504.9063	-13	*	*
5405.8875	-13	*	*
6306.8688	-13	*	*
7207.8500	-13	*	*
8108.8313	-13	*	*
9009.8125	-13	*	*



* Indicates the spurious emission could not be detected due to noise limitations or ambients.

The data presented here was taken using the substitution method as found in the TIA/EIA-603 document.

Motorola Plantation EMC Lab – Test Performed by: Frank Baader
 FCC Registration: 91932 / Industry Canada: IC109U-1

May 28, 2008

Table 6a.2.7. Spurious emissions at 896.01875 and 900.98125 MHz (Lowest Power, – 34 dB Cutback)

6b.3 Radiated Spurious Emissions -- Pursuant 47 CFR 2.1053, §2.1057, and §24.133(a)(1)(ii)**6b.3.1 900 MHz NBPCS Band.**FCC Limits

Per 47 CFR 24.133(a)(1), radiated spurious emissions shall be attenuated below the *lesser* of the attenuations given below:

- $43 + 10 \log_{10} (P)$ (in dBm).
- 80 dB

For this product, the applicable attenuation limit is *-13 dBm*.

NOTE 1: Spurious emissions are dependent on the linearity of the Power Amplifier and are independent of modulation type or TDM interleaving. Thus emissions were tested with the radio set to Quad-16QAM at both maximum and minimum radio output power settings.

NOTE 2: An asterisk () in the data indicates the spurious emission was greater than 20 dB below the specification limit, or could not otherwise be detected due to noise limitations or ambient signal levels.*

NOTE 3: Spurious emission levels were measured with the non-detachable antenna mounted on the radio product, as in intended use. Measurement setup is described in Exhibit 7.3.

NOTE 4: Spurious emissions are dependent on the linearity of the Power Amplifier (UXXX) and are independent of modulation type or TDM interleaving. Thus, for the Land Mobile Band, emissions were tested with the radio set to Quad-16QAM.

NOTE 5: Emissions resulting from intermodulation products possible due to the simultaneous operation of the Part 24 NBPCS band and Bluetooth transmitters were investigated and those of significance are shown in the graphs below. All were compliant with the applicable Part 24 emissions requirements.

Motorola Inc.

FCC ID: IHDP56HS1

Transmit Radiated Spurious Emissions: i776

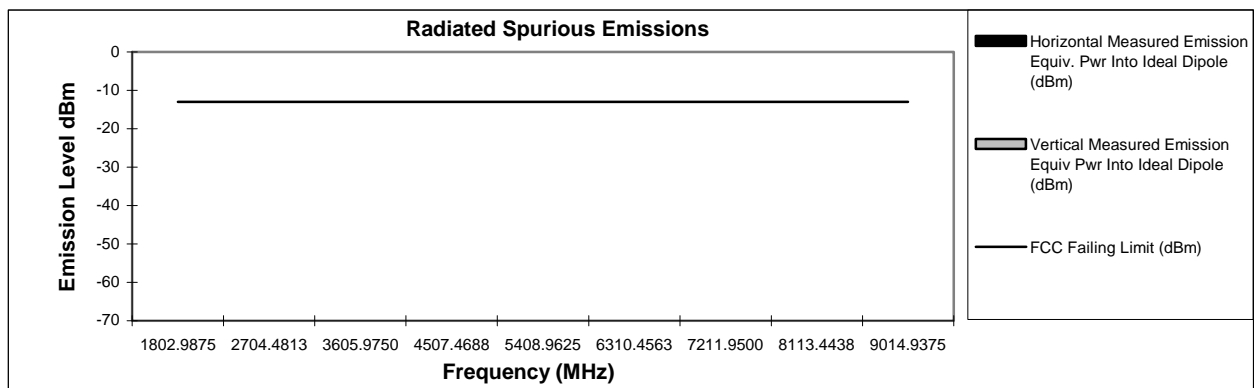
@ 10 Meters

Tx Power: 0.64 Watts

901.49375 MHz

Channel Spacing 25kHz | S/N 364VJF5238

Frequency (MHz)	FCC Failing Limit (dBm)	Horizontal Measured Emission Equiv. Pwr Into Ideal Dipole (dBm)	Vertical Measured Emission Equiv Pwr Into Ideal Dipole (dBm)
1802.9875	-13	*	*
2704.4813	-13	*	*
3605.9750	-13	*	*
4507.4688	-13	*	*
5408.9625	-13	*	*
6310.4563	-13	*	*
7211.9500	-13	*	*
8113.4438	-13	*	*
9014.9375	-13	*	*



* Indicates the spurious emission could not be detected due to noise limitations or ambients.

The data presented here was taken using the substitution method as found in the TIA/EIA-603 document.

Motorola Plantation EMC Lab – Test Performed by: Frank Baader

May 27, 2008

FCC Registration: 91932 / Industry Canada: IC109U-1

Table 6b.2.1. Spurious emissions at 900.49375 MHz

Motorola Inc.

FCC ID: IHDP56HS1

Transmit Radiated Spurious Emissions: i776

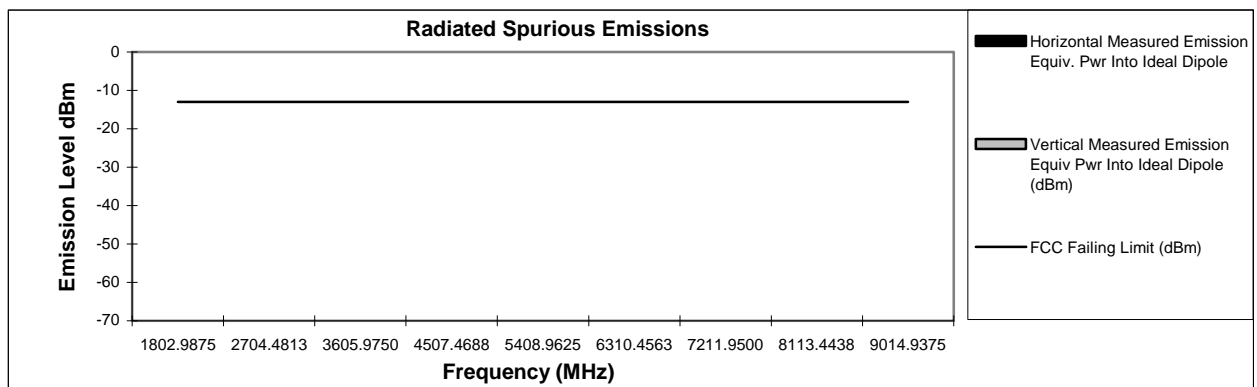
@ 10 Meters

Tx Power: Cutback Watts

901.49375 MHz

Channel Spacing 25kHz | S/N 364VJF5238

Frequency (MHz)	FCC Failing Limit (dBm)	Horizontal Measured Emission Equiv. Pwr Into Ideal Dipole	Vertical Measured Emission Equiv Pwr Into Ideal Dipole (dBm)
1802.9875	-13	*	*
2704.4813	-13	*	*
3605.9750	-13	*	*
4507.4688	-13	*	*
5408.9625	-13	*	*
6310.4563	-13	*	*
7211.9500	-13	*	*
8113.4438	-13	*	*
9014.9375	-13	*	*



* Indicates the spurious emission could not be detected due to noise limitations or ambients.
 The data presented here was taken using the substitution method as found in the TIA/EIA-603 document.

Motorola Plantation EMC Lab – Test Performed by: Frank Baader
 FCC Registration: 91932 / Industry Canada: IC109U-1

May 28, 2008

Table 6b.2.2. Spurious emissions at 900.49375 MHz (Lowest Power, – 34 dB Cutback)