

Appendix 5

Pictures of HAC Test Setup
>>>> Extracted from FCC Exhibit 6B1<<<<




Figure A5-1. Phone Closed - Orientation of Wireless Device and Measurement Plane



Figure A5-2. Phone Open - Orientation of Wireless Device and Measurement Plane




Figure A5-3. Views from the front (slider closed)




Figure A5-4. Views from the front (slider open)



Figure A5-5. Views from the side (slider closed)




Figure A5-6. Views from the side (slider open)

Appendix 4

**Pictures of HAC T-Coil Test Setup
>>>> Extracted from FCC Exhibit 6B2<<<<**



Figure A4-1. Phone Closed



Figure A4-2. Phone Open



Figure A4-3. Coordinate Axis for T-coil Measurements



Figure A4-4. Location of Measured Points



Figure A4-5. Orientation of Wireless Device and Measurement Plane




Figure A4-6. Views from the front (slider closed)




Figure A4-7. Views from the front (slider open)




Figure A4-8. Views from the side (slider closed)




Figure A4-9. Views from the side (slider open)