

MOTOROLA, INC. Portable Cellular Phone SAR Test Report Number: **20820-1F**

Appendix 6

**Photographs of the device under test for SAR
>>>> Extracted from FCC Exhibit 11<<<<**

MOTOROLA, INC. Portable Cellular Phone SAR Test Report Number: **20820-1F**



Figure 1: Front of phone (Slider Down)



Figure 2: Back of phone (Slider Down)

MOTOROLA, INC. Portable Cellular Phone SAR Test Report Number: **20820-1F**



Figure 3: Front of phone (Slider Up)



Figure 4: Back of phone (Slider Up)

MOTOROLA, INC. Portable Cellular Phone SAR Test Report Number: **20820-1F**



Figure 5: SYN1531A Case (Front)



Figure 6: SYN1531A Case (Back)

MOTOROLA, INC. Portable Cellular Phone SAR Test Report Number: **20820-1F**



Figure 7: KAYN4103A Holster with Rotating Clip 0 Degree (Side view)



Figure 8: KAYN4103A Holster with Rotating Clip +90 Degree (Side view)

MOTOROLA, INC. Portable Cellular Phone SAR Test Report Number: **20820-1F**



Figure 8. Phone Against the Head Phantom (Cheek Touch – Slider Down)



Figure 9. Phone Against the Head Phantom (Cheek Touch – Slider Up)

MOTOROLA, INC. Portable Cellular Phone SAR Test Report Number: **20820-1F**



Figure 10. Phone Against the Head Phantom (15°Tilt – Slider Down)



Figure 11. Phone Against the Head Phantom (15°Tilt – Slider Up)

MOTOROLA, INC. Portable Cellular Phone SAR Test Report Number: **20820-1F**



Figure 12: Phone Against the Flat Phantom



Figure 13: Phone Against the Flat Phantom in SYN1531A Case

MOTOROLA, INC. Portable Cellular Phone SAR Test Report Number: **20820-1F**



Figure 14: Phone Against the Flat Phantom with KAYN4103A Holster with Rotating Clip

Appendix 4

Pictures of HAC T-Coil Test Setup
>>>> Extracted from FCC Exhibit 6B2<<<<



Figure A4-1. Phone Closed



Figure A4-2. Phone Open



Figure A4-3. Coordinate Axis for T-coil Measurements



Figure A4-4. Location of Measured Points



Figure A4-5. Orientation of Wireless Device and Measurement Plane




Figure A4-6. Views from the front (slider closed)




Figure A4-7. Views from the front (slider open)



Figure A4-8. Views from the side (slider closed)




Figure A4-9. Views from the side (slider open)