



**MOTOROLA**

**MOBILE DEVICES BUSINESS**

**PRODUCT SAFETY AND COMPLIANCE  
EMC LABORATORY**

**EMC TEST REPORT - Addendum**

**Test Report Number** – 22024-1BT

**Report Date** – 2008-06-12

The test results contained herein relate only to the model(s) identified. It is the manufacturer's responsibility to assure that additional production units of this model are manufactured with identical electrical and mechanical characteristics.

Technician:

A handwritten signature in black ink, appearing to read 'Karsten Harksen'.

Name: Karsten Harksen

Test: 2007-10-15 to 2007-10-16

As the responsible EMC Engineer, I hereby declare that the model tested as specified in this report conforms to the requirements indicated.

Signature:

A handwritten signature in black ink, appearing to read 'Per K. Nielsen'.

Name: Per K. Nielsen

Title: Sr. Staff Engineer

Date: 2008-06-12

This report must not be reproduced, except in full, without written approval from this laboratory.

FCC Registration Number: 863448

IC Registration Number: 109AP-1

ADR Testing Service location ADR AL  
ISO/IEC-17025:2005 accredited by UKAS



**Table of Contents**

Test Report Details ..... 3

Applicable Standards ..... 4

Summary of Testing..... 5

General and Special Conditions..... 5

Equipment and Cable Configurations ..... 6

Measuring Equipment and Calibration Information ..... 6

Description of Bluetooth Transmitter ..... 7

Measurement Procedures and Data..... 8

**FIELD STRENGTH OF SPURIOUS EMISSIONS**..... 8

        Measurement Procedure..... 8

        Measurement Results ..... 8

            Maximum radiating position and orientation ..... 9

            30-3000 MHz Low Channel Dual Polarization Y ..... 10

            30-3000 MHz Middle Channel Dual Polarization Y ..... 10

            30-3000 MHz High Channel Dual Polarization Y ..... 11

            3-18 GHz Low Channel Dual Polarization X ..... 12

            3-18 GHz Low Channel Dual Polarization Y ..... 12

            3-18 GHz Low Channel Dual Polarization Z ..... 13

            3-18 GHz Middle Channel Dual Polarization X ..... 13

            3-18 GHz Middle Channel Dual Polarization Y ..... 14

            3-18 GHz Middle Channel Dual Polarization Z ..... 14

            3-18 GHz High Channel Dual Polarization X ..... 15

            3-18 GHz High Channel Dual Polarization Y ..... 16

            3-18 GHz High Channel Dual Polarization Z ..... 17

            18-25 GHz Low Channel Dual Polarization Y ..... 18

            18-25 GHz Middle Channel Dual Polarization Y ..... 18

            18-25 GHz High Channel Dual Polarization Y ..... 19

**BAND-EDGE COMPLIANCE OF RF RADIATED EMISSIONS**..... 20

        Measurement Procedure..... 20

        Measurement Results ..... 20

            Authorized Band Emissions Low Channel Dual Polarization X ..... 21

            Authorized Band Emissions Low Channel Dual Polarization Y ..... 22

            Authorized Band Emissions Low Channel Dual Polarization Z ..... 23

            Authorized Band Emissions High Channel Dual Polarization X ..... 24

            Authorized Band Emissions High Channel Dual Polarization Y ..... 24

            Authorized Band Emissions High Channel Dual Polarization Z ..... 25

**PICTURES**..... 25

## **Test Report Details**

Tests Performed By: Motorola A/S  
Product Safety and Compliance Group  
Lindholm Brygge 35  
9400 Nr.Sundby Fax (45) 7219-5002  
Phone: (45) 7219-5000  
Motorola PCS FRN: 0016105769  
FCC Registration Number: 863448  
IC Registration Number: 109AP-1

Tests Requested By: Motorola Inc.  
Mobile Devices business  
600 North US Hwy 45  
Libertyville, IL 60048

Product Type: Cell phone with Bluetooth

Form factor: Slider

Signaling Capability: Quad band, dual mode 850/900/1800/1900  
GSM with EDGE class 10, GPRS class 10 and  
WCDMA 850/1900 with HSDPA 3.6 Mbps  
category 5/6 and Bluetooth Class 2, aGPS,  
HAC

Serial Numbers: IMEI 004401025712791

FCC ID: IHDP56HA2

Project number: 22024-1

Testing Complete Date: 16-10-2007

## **Applicable Standards**

All tests and measurements indicated in this document were performed in accordance with the Code of Federal Regulations Title 47 Part 2, Sub-part J as well as the following parts:

- Part 15 Subpart C – Intentional Radiators
- Part 22 Subpart H - Public Mobile Services
- Part 24 - Personal Communications Services
- Part 27 - Wireless Communications Service
- Part 90 - Private Land Mobile Radio Service

Applicable Standards: ANSI 63.4-2003, RSS-GEN, RSS-210 (Bluetooth).

DA 00-705, "Filing and Measurement Guidelines for Frequency Hopping Spread Spectrum Systems" published by the Federal Communications Commission was also used in the testing of this product.

The following tests were performed according to the regulations:

- The **spurious radiated emission** requirements of § **15.247(d) of CFR47 Part 15 2006**, specifically" radiated emissions which fall in the restricted bands, as defined in Section 15.205(a), must also comply with the radiated emission limits specified in Section 15.209(a) (see Section 15.205(c)).
- Under this project only 30 to 1000MHz, 1 to 25GHz radiated emissions and radiated band-edge measurements were performed.
- For frequencies below 1 GHz a 100 kHz RBW (6 dB) is used and above 1 GHz a 1 MHz RBW (6 dB) is used.

**Summary of Testing**

Test	Test Name	Pass/Fail
1	Field Strength of Spurious Emissions	Pass
2	Band-edge Compliance of RF Radiated Emissions	Pass

Test	Test Name	Results
1	Field Strength of Spurious Emissions	See plots
2	Band-edge Compliance of RF Radiated Emissions	See plots

The margin with respect to the limit is the minimum margin for all modes and bands. ( ) indicates the margin at which the product exceeds the limit.

**General and Special Conditions**

The test sample was tested using a fully charged battery when applicable. Where a battery could not be used due to the need for a controlled variation of input voltage, an external power supply was utilized.

All testing was done in an indoor controlled environment with an average temperature of 23° C +- 2.5 ° C and relative humidity of 47% +-5% over the days of testing.

## Equipment and Cable Configurations

The test sample was tested in a stand-alone configuration that is representative of typical use.

## Measuring Equipment and Calibration Information

Equipment	Model/type	Serial number	Operational range	Date of calibration
EMI analysers	HP E7405A	US39440168	9 kHz – 26.5 GHz	19.04.07
	ESIB 26	100179	20 Hz – 26.5 GHz	15.05.07
	ESU 40	100040	20 Hz – 40 GHz	24.04.07
Pre Amplifiers	EA PA-02: (JCA12-300 JCA218 JCA48-300 JCA1826 JCA1218-500)	800002	(1 – 26 GHz) 1 GHz – 2 GHz 2 GHz – 18 GHz 4 GHz – 8 GHz 18 GHz – 26 GHz 12 GHz – 18 GHz	26.06.07
	Sonoma 310N	185680	9 kHz – 1 GHz	19.06.07
	AFS4-02001800-35-ULN (Mounted on EMCO 3115)	805815	2 GHz – 18 GHz	31.05.07
	JSA-18004000-30-5A (Mounted on EMCO 3116)	965195	18 GHz – 40 GHz	18.06.07
	JCA 2640-4000 (Mounted on EMCO 3116)	102	18 – 40 GHz	22.08.07
Radio com. Tester	CMU 200	112434	GSM 850/900/1800/1900 IS95, UMTS, CDMA, Bluetooth	01.05.07
High pass filter	K&L 3DH1-3000/T13000-0/0 (Mounted on EMCO 3115)	8	(2700 - 20000 MHz)	31.05.07
Attenuator	54A-3 (Mounted on EMCO 3116)	T8887	DC – 40 GHz	22.08.07

The antennas used in the various tests are listed in the below table. All the log-periodic antennas are used as communication and link establishment antennas for (GSM, UMTS, CDMA, FM and/or Bluetooth).

Antenna	Type	Serial number	Operational range	Date of calibration
Hybrid-log periodic	HLP 3003C	080200	30 MHz – 3 GHz	30.07.07
Log-periodic (link)	LPDA 8030	090200	800 MHz – 3 GHz	(na)
Log-periodic (link)	LPDA 8030	090100	800 MHz – 3 GHz	(na)
Double ridged horn w. a 3 GHz HP-filter + 1x 2-18 GHz pre-amp.	EMCO 3115	00071502	1 GHz – 18 GHz	07.05.07
Double rigid horn w. 2x 18-40 GHz pre-amp+6dB attenuator.	EMCO 3116	71564	18 GHz – 40 GHz	07.05.07

All equipment is on a one-year calibration cycle.

## **Description of Bluetooth Transmitter**

The 22024-1 cell phone sample offers Bluetooth as a feature. The Bluetooth spread-spectrum, frequency hopping transceiver is designed to operate between 2400 and 2483 MHz. The Bluetooth antenna is mounted on the PCB inside of the EUT. The antenna installation is permanent. For a more thorough description of the functionality please refer to Exhibit 12 of this package.

As a Bluetooth transmitter, it is designed operate with other Bluetooth devices as defined by the industrial standard. In this application, the test sample is battery-operated.

## **Measurement Procedures and Data**

### **FIELD STRENGTH OF SPURIOUS EMISSIONS**

CFR Part 2.1053, 15.247(d), 15.249

#### **Measurement Procedure**

The test sample is placed inside the semi-anechoic chamber on a polystyrene table at the turntable center. For each spurious frequency, the antenna mast is raised and lowered from 1 to 4 meters and the turntable is rotated 360 degrees to obtain a maximum reading on the spectrum analyzer. This is repeated for both horizontal and vertical polarizations of the receive antenna.

Field Strength (dB $\mu$ V/m) = EMI Receiver Level (dB $\mu$ V) + Cable Loss (dB) -  
Amplifier Gain (dB) + Filter loss (dB) + Antenna  
Correction Factor (3/m)

A fully charged battery was used for the supply voltage.

The used standard battery type was BX50 with model number SNN5807A.

#### **The test sample was operated during the measurements under the following conditions:**

- Tests were performed at low, mid and high channels.
- Tests were performed in both horizontal and vertical polarity.
- Investigation of maximum radiation orientation and position of the product sample to determine test orientations angles.
  - Tests were performed with the sample orientated along X, Y and Z orthogonal axis based on findings.
  - Tests were performed with the test sample placed in worst case position either open or closed based on form factor. Verification tests were performed for the other position.

#### **Measurement Results**

For peak emissions detected above 1 GHz, only those emissions that are higher than the AVG limit line plus 8 dB are selected for final emission analysis.

Attached results:

### **Maximum radiating position and orientation**

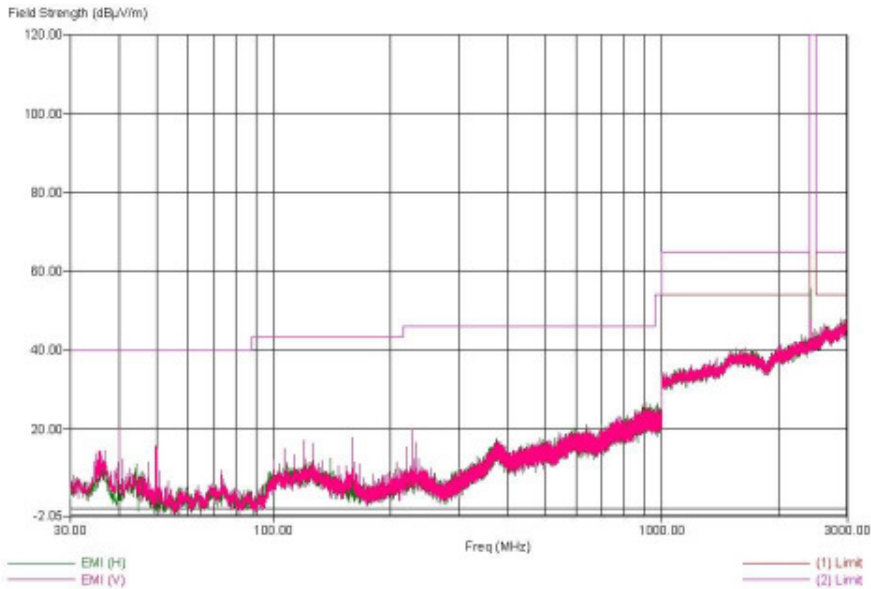
The test sample was placed on top of a none-conductive pedestal in slider open position and a Bluetooth link towards the communication test set was established. The test sample was scanned with a log-periodic antenna connected to a spectrum analyzer over the whole sphere and the maximum radiation orientation was determined to be the Y orientation in vertical polarity.

With the test sample slider closed in was determined that the open position caused maximum radiation in the Bluetooth band.

**There were no discernible emissions above the noise floor for 30-3000MHz for Low, Mid and High Channels and all polarizations in Bluetooth band**

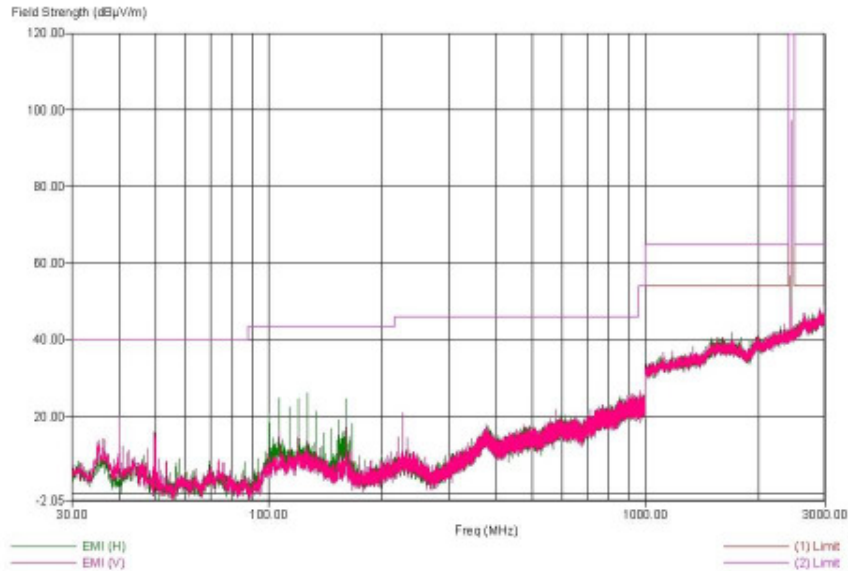
Only one worst case plot for each test frequency are shown in the below plots in the range from 30 MHz – 3000 MHz.

Title: FCC 15.247(c)  
File: Corsica 22044 (8.53) (ES1B) FCC15.247 BT2400 Tch-low\_V 2008-06-03 Sequence: Preliminary Scan  
Operator: ADR AAL EMC TL1, kha001  
EUT Type: Corsica, IMEI: 004401025712791, FCC ID: IHDP56HA2  
EUT Condition: Corsica, Rev F4.3, SW R263312 U 9E.00.DIR  
Comments: FCC 15.247(c)(1) Bluetooth (BT) emission in TCH mode.  
BT channel 0 (2402 MHz) up/down in test mode. Orientation Y=H  
MLF 3003C antenna (30MHz - 3 GHz). Peak detector used.  
Corsica 22044 (30 MHz-3 GHz)



**30-3000 MHz Low Channel Dual Polarization Y**

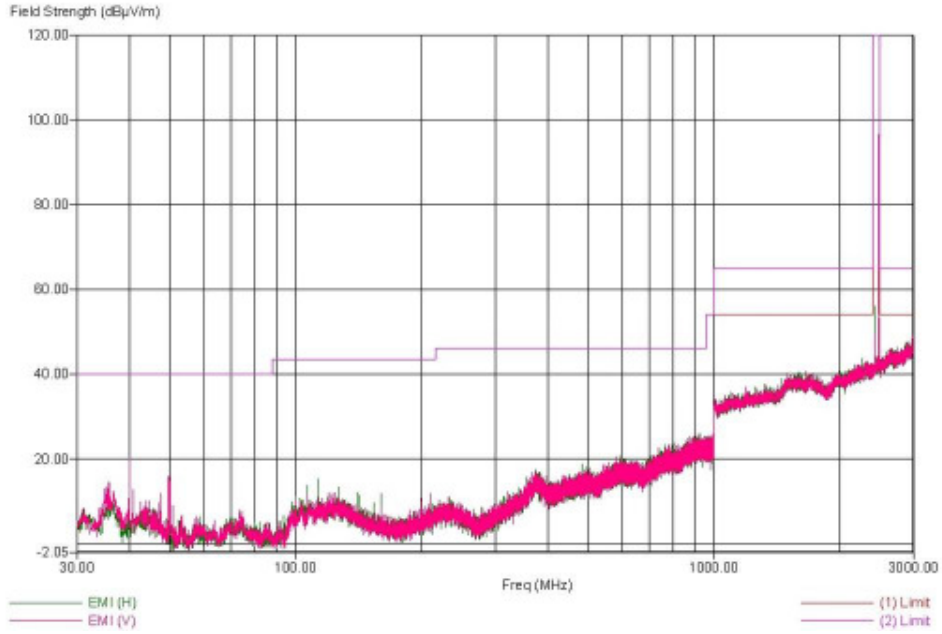
Title: FCC 15.247(c)  
File: Corsica 22044 (8.53) (ES1B) FCC15.247 BT2400 Tch-mid\_V 2008-06-03 Sequence: Preliminary Scan  
Operator: ADR AAL EMC TL1, kha001  
EUT Type: Corsica, IMEI: 004401025712791, FCC ID: IHDP56HA2  
EUT Condition: Corsica, Rev F4.3, SW R263312 U 9E.00.DIR  
Comments: FCC 15.247(c)(1) Bluetooth (BT) emission in TCH mode.  
BT channel 39 (2441 MHz) up/down in test mode. Orientation Y=H  
MLF 3003C antenna (30MHz - 3 GHz). Peak detector used.  
Corsica 22044 (30 MHz-3 GHz)



**30-3000 MHz Middle Channel Dual Polarization Y**

Title: FCC 15.247(c)  
File: Corsica 22044 (8.53) (ESIB) FCC15.247 BT2400 Teh-hgh\_Y 2008-06-03 Sequence: Preliminary Scan  
Operator: ADR AAL EMC TL1, kha001  
EUT Type: Corsica, IMEI: 004401025712751, FCC ID: IHDP56HA2  
EUT Condition: Corsica, Rev P4.3, SW R263312 U 9E.00.DIR  
Comments: FCC 15.247(c) (1) Bluetooth (BT) emission in TCM mode.  
BT channel 78 (2480 MHz) up/down in test mode. Orientation Y=H  
MLP 3003C antenna (30MHz - 3 GHz). Peak detector used.

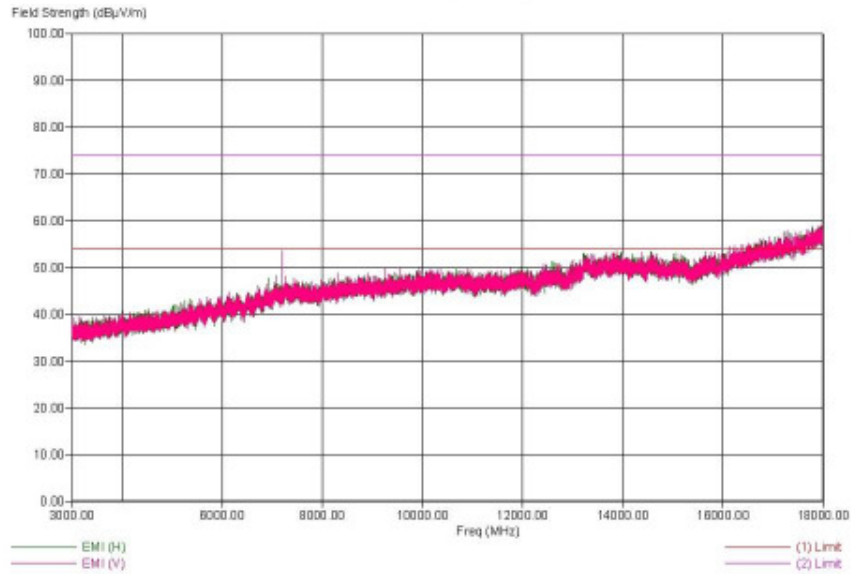
Corsica 22044 (30 MHz-3 GHz)



### 30-3000 MHz High Channel Dual Polarization Y

Title: FCC 15.247(e)  
File: Corsica 22044 (8.53) (ES18) FCC15.247 BT2400 Tch-low\_X 2008-06-03 -Sequence: Preliminary Scan  
Operator: ADR AAL EMC TL1, kha001  
EUT Type: Corsica, IMEI: 004403025712791, FCC ID: IHDP56HA2  
EUT Condition: Corsica, Rev P4.3, SW R263312 U 9E.00.D1R  
Comments: FCC 15.247(e)(1) Bluetooth (BT) emission in TCM mode.  
BT channel 0 (2402 MHz) up/down in test mode. Orientation X=V  
MLP 3003C antenna (30MHz - 3 GHz). Peak detector used.

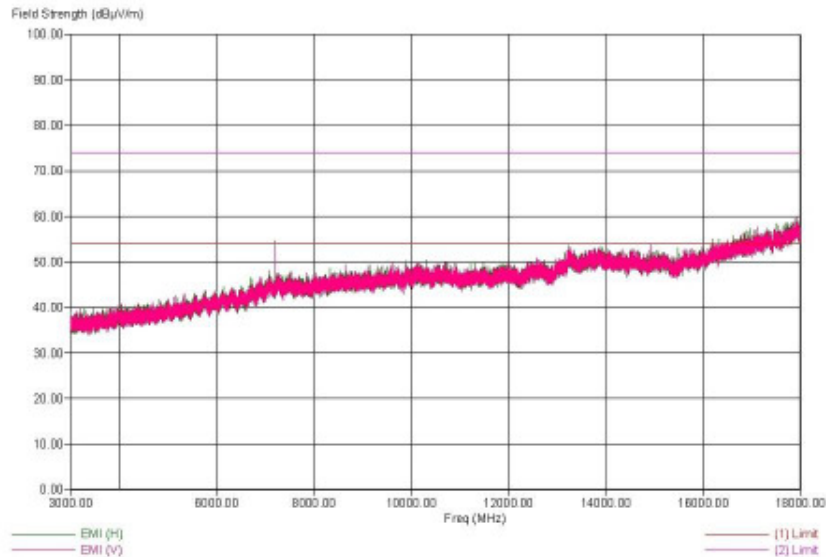
Corsica 22044 (3 GHz-18 GHz)



### 3-18 GHz Low Channel Dual Polarization X

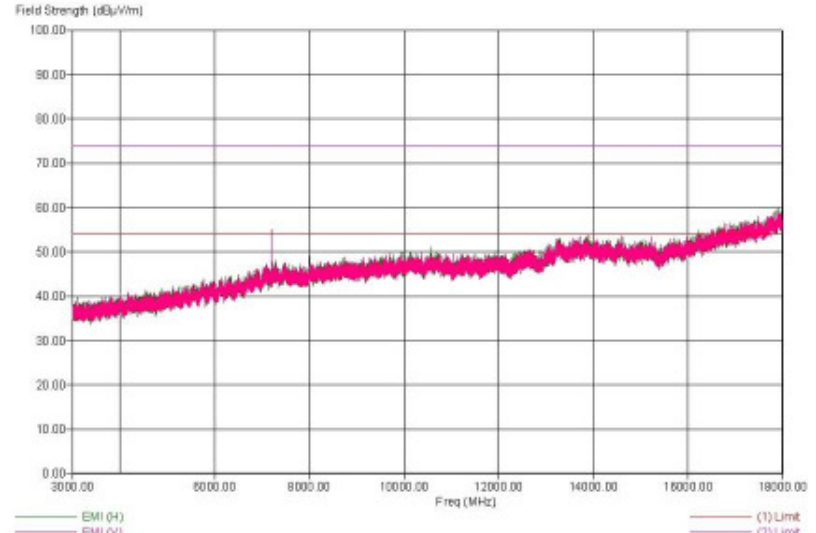
Title: FCC 15.247(e)  
File: Corsica 22044 (8.53) (ES18) FCC15.247 BT2400 Tch-low\_Y 2008-06-03 -Sequence: Preliminary Scan  
Operator: ADR AAL EMC TL1, kha001  
EUT Type: Corsica, IMEI: 004403025712791, FCC ID: IHDP56HA2  
EUT Condition: Corsica, Rev P4.3, SW R263312 U 9E.00.D1R  
Comments: FCC 15.247(e)(1) Bluetooth (BT) emission in TCM mode.  
BT channel 0 (2402 MHz) up/down in test mode. Orientation Y=H  
MLP 3003C antenna (30MHz - 3 GHz). Peak detector used.

Corsica 22044 (3 GHz-18 GHz)



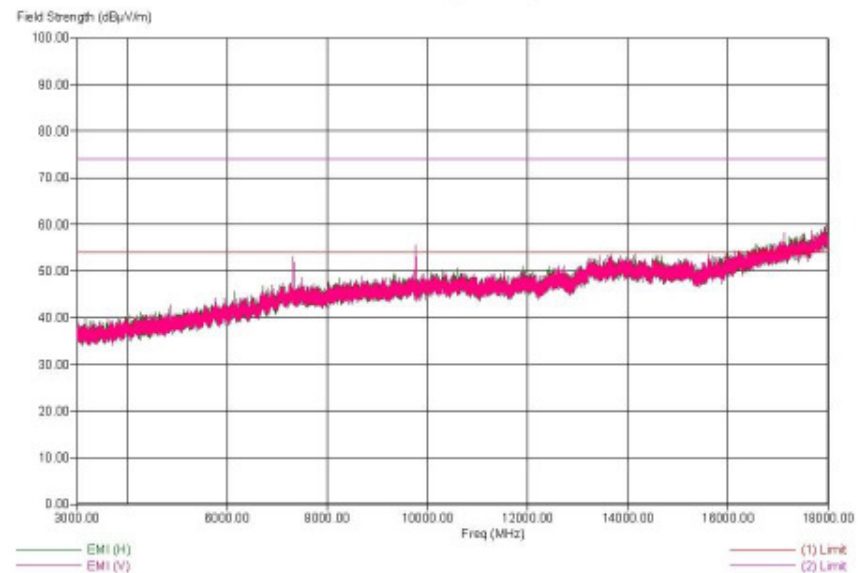
### 3-18 GHz Low Channel Dual Polarization Y

Title: FCC 15.247 (c) 10/16/07 13:21:53  
File: Corsica 22044 (8.53) (ES18) FCC15.247 BT2400 Tch-low\_2 2008-06-03 -Sequence: Preliminary Scan  
Operator: ADR A&L EMC TL1, kha001  
EUT Type: Corsica. IMEI: 004401025712791, FCC ID: IHDP56HA2  
EUT Condition: Corsica. Rev P4.3, SW R263112 U 9E.00.DIR  
Comments: FCC 15.247(c)(1) Bluetooth (BT) emission in TCH mode.  
BT channel 9 (2402 MHz) up/down in test mode. Orientation Z=H  
MLP 3003C antenna (30MHz - 3 GHz). Peak detector used.



**3-18 GHz Low Channel Dual Polarization Z**

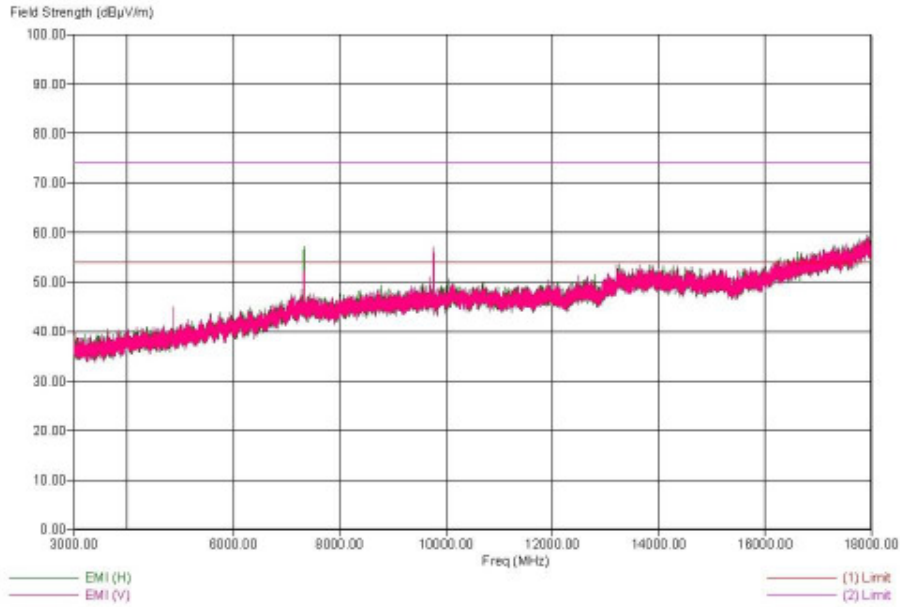
Title: FCC 15.247 (c) 10/16/07 14:20:10  
File: Corsica 22044 (8.53) (ES18) FCC15.247 BT2400 Tch-mid\_X 2008-06-03 -Sequence: Preliminary Scan  
Operator: ADR A&L EMC TL1, kha001  
EUT Type: Corsica. IMEI: 004401025712791, FCC ID: IHDP56HA2  
EUT Condition: Corsica. Rev P4.3, SW R263112 U 9E.00.DIR  
Comments: FCC 15.247(c)(1) Bluetooth (BT) emission in TCH mode.  
BT channel 39 (2441 MHz) up/down in test mode. Orientation X=V  
MLP 3003C antenna (30MHz - 3 GHz). Peak detector used.



**3-18 GHz Middle Channel Dual Polarization X**

Title: FCC 15.247(c)  
File: Corsica 22044 (8.53) (E81B) FCC15.247 BT2400 Tech-mid\_Y 2008-06-03 -Sequence: Preliminary Scan  
Operator: ADR AAL EMC TLL, Kha001  
EUT Type: Corsica. IMEI: 004401025712791, FCC ID: IHDP56HA2  
EUT Condition: Corsica. Rev F4.3, SW R263312 U 9E.00.D1R  
Comments: FCC 15.247(c)(1) Bluetooth (BT) emission in TCM mode.  
BT channel 39 (2441 MHz) up/down in test mode. Orientation Y=H  
MLP 3003C antenna (30MHz - 3 GHz). Peak detector used.

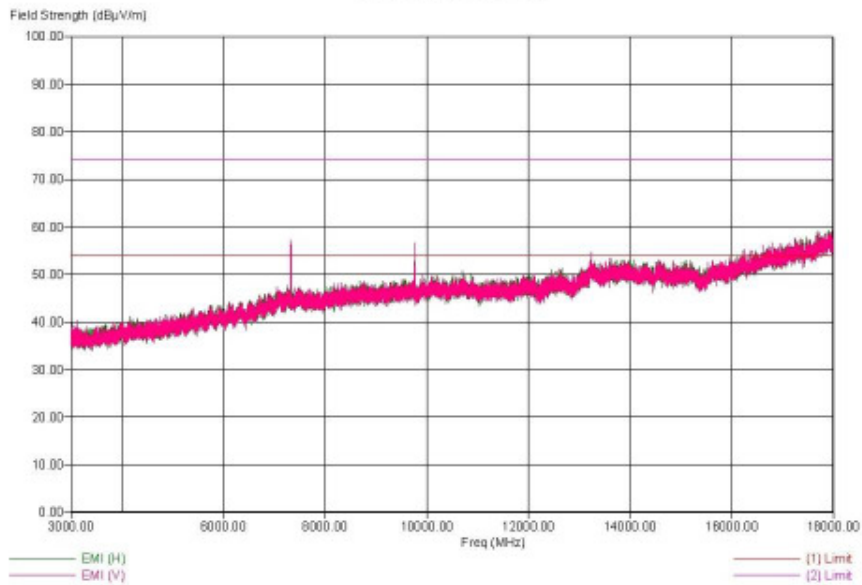
Corsica 22044 (3 GHz-18 GHz)



### 3-18 GHz Middle Channel Dual Polarization Y

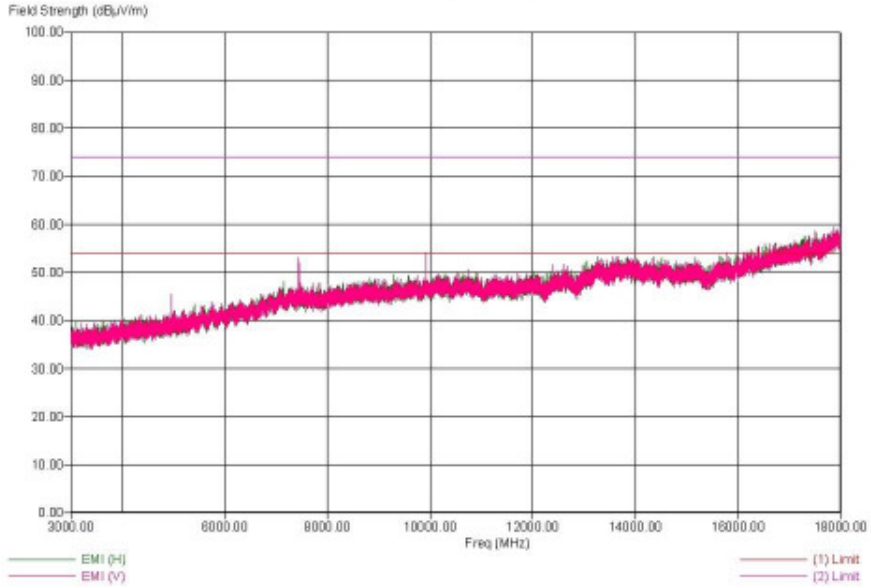
Title: FCC 15.247(c)  
File: Corsica 22044 (8.53) (E81B) FCC15.247 BT2400 Tech-mid\_Z 2008-06-03 -Sequence: Preliminary Scan  
Operator: ADR AAL EMC TLL, Kha001  
EUT Type: Corsica. IMEI: 004401025712791, FCC ID: IHDP56HA2  
EUT Condition: Corsica. Rev F4.3, SW R263312 U 9E.00.D1R  
Comments: FCC 15.247(c)(1) Bluetooth (BT) emission in TCM mode.  
BT channel 39 (2441 MHz) up/down in test mode. Orientation Z=H  
MLP 3003C antenna (30MHz - 3 GHz). Peak detector used.

Corsica 22044 (3 GHz-18 GHz)



### 3-18 GHz Middle Channel Dual Polarization Z

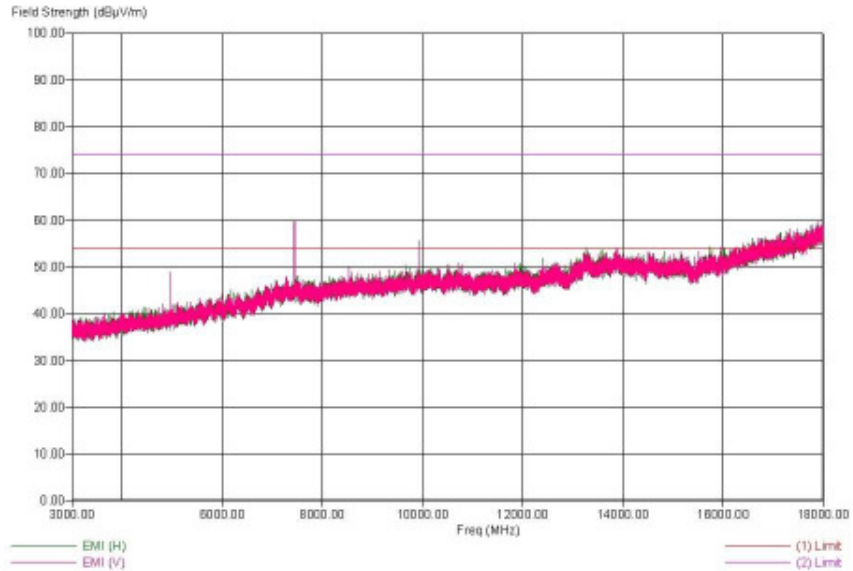
Title: FCC 15.247(c) 10/16/07 10:46:05  
File: Corsica 22044 (8.53) (E818) FCC15.247 BT2400 Teh-hgh\_X 2008-06-03 -Sequence: Preliminary Scan  
Operator: ADR A&L EMC TLL, Kna001  
EUT Type: Corsica. IMEI: 004401025712791, FCC ID: IHDP56HA2  
EUT Condition: Corsica. Rev F4.3, SW R263312 U 9E.00.D1R  
Comments: FCC 15.247(c) (1) Bluetooth (BT) emission in TCM mode.  
BT channel 78 (2480 MHz) up/down in test mode. Orientation X=V  
HLP 3003C antenna (30MHz - 3 GHz). Peak detector used.  
Corsica 22044 (3 GHz-18 GHz)



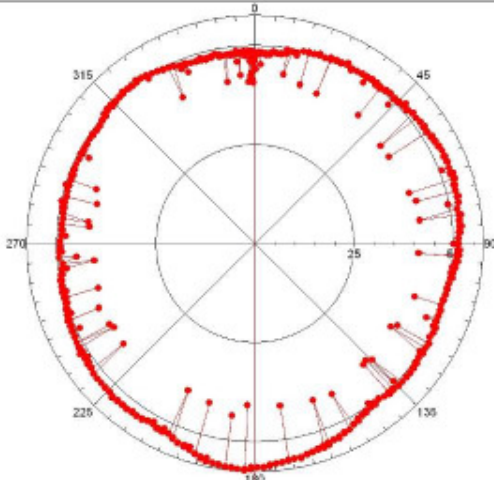
### 3-18 GHz High Channel Dual Polarization X

Title: FCC 15.247(c)  
 File: Corsica 22044 (8.53)(ESIB) FCC15.247 BT2400 Tch-hgh\_Y 2008-06-03 -Sequence: Preliminary Scan  
 Operator: ADR AAL EMC TL1, kha001  
 EUT Type: Corsica, IMEI: 004401025712791, FCC ID: IHDP56HA2  
 EUT Condition: Corsica, Rev P4.3, SW R263312 U 9E.00.D1R  
 Comments: FCC 15.247(c)(1) Bluetooth (BT) emission in TCH mode.  
 BT channel 78 (2480 MHz) up/down in test mode. Orientation Y=H  
 MLP 3003C antenna (30MHz - 3 GHz). Peak detector used.

Corsica 22044 (3 GHz-18 GHz)



Corsica 22044  
Emission check



Title: FCC 15.247(c)  
 File: Corsica 22044 (8.53)(ESIB) FCC15.247 BT2400 Tch-high\_Y 2008-06-03 -3-18-AV  
 Operator: ADR AAL EMC TL1, kha001  
 EUT Type: Corsica, IMEI: 004401025712791, FCC ID: IHDP56HA2  
 EUT Condition: Corsica, Rev P4.3, SW R263312\_U\_9E.00.D1R  
 Comments: FCC 15.247(c)(1) Bluetooth (BT) emission in TCH mode.  
 BT channel 78 (2480 MHz) up/down in test mode. Orientation Y=H  
 EMCO 3115 antennas (3GHz - 18GHz).

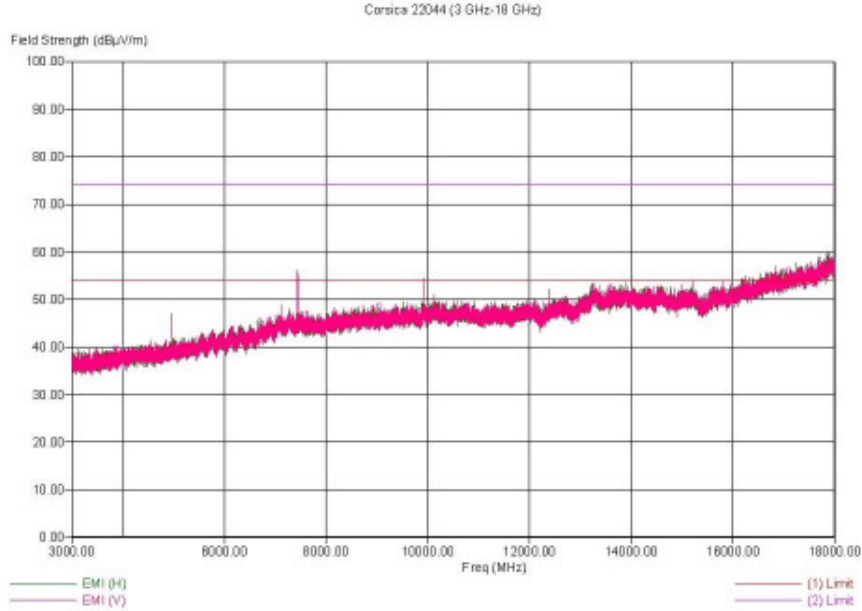
10/16/07 15:21:07  
 Sequence: Final Measurements

Corsica 22044 table

Freq (MHz)	(AVG) EMI (dBµV/m)	(1) Limit (dBµV/m)	(AVG) Margin Limit (dB)	Ttbl Agl (deg)	Pol
7440.50	45.48	54.00	-8.54	182.70	V

**3-18 GHz High Channel Dual Polarization Y**

Title: FCC 15.247(c)  
File: Corsica 22044 (8.53) (ESIB) FCC15.247 ET2400 Tech-hgh\_E 2008-06-03 -Sequence: Preliminary Scan  
Operator: ADM AAL EMC TL1, Rba001  
EUT Type: Corsica. IMEI: 004401025712791, FCC ID: IHDP56HA2  
EUT Condition: Corsica. Rev P4.3, SW R263312 U 9E.00.DLR  
Comments: FCC 15.247(c)(1) Bluetooth (BT) emission in TCM mode.  
BT channel 78 (2480 MHz) up/down in test mode. Orientation Z=H  
MLP 3003C antenna (30MHz - 3 GHz). Peak detector used.



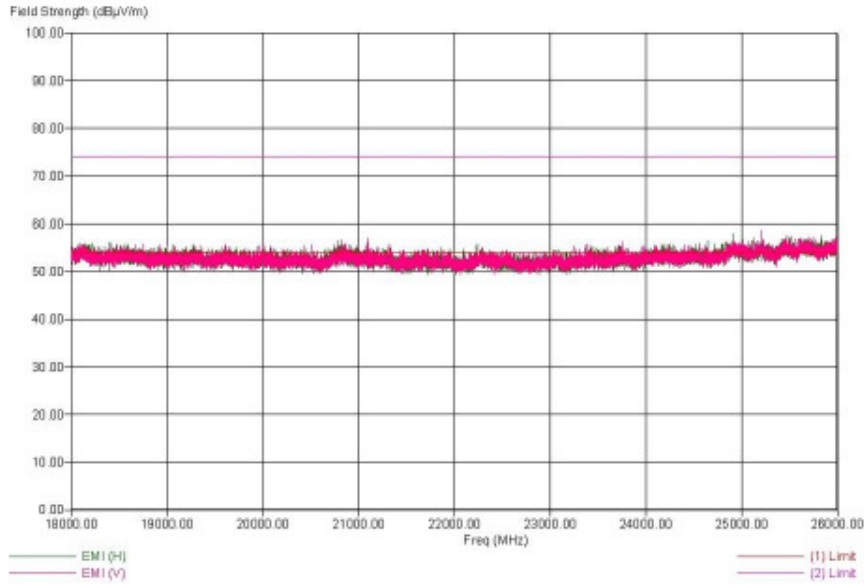
### 3-18 GHz High Channel Dual Polarization Z

**There were no discernible emissions above the noise floor for 18-26 GHz for Low, Mid and High Channels and all polarizations in Bluetooth band**

Only one worst case plot for each test frequency are shown in the below plots in the range from 18 GHz – 26 GHz.

Title: FCC 15.247(c) 10/16/07 09:30:09  
File: Corsica 22044 (8.53) (SIS) FCC15.247 BT2400 Tch-low\_Y 2008-06-03 -Sequence: Preliminary Scan  
Operator: ADR AAL EMC TL1, kha001  
EUT Type: Corsica, IMEI: 009401025712791, FCC ID: IHDP56HA2  
EUT Condition: Corsica, Rev P4.3, SW R263312 U 9E.00.D1R  
Comments: FCC 15.247(c) (1) Bluetooth (BT) emission in TCM mode.  
BT channel 0 (2402 MHz) up/down in test mode. Orientation Y=H  
HLP 3003C antenna (30MHz - 3 GHz). Peak detector used.

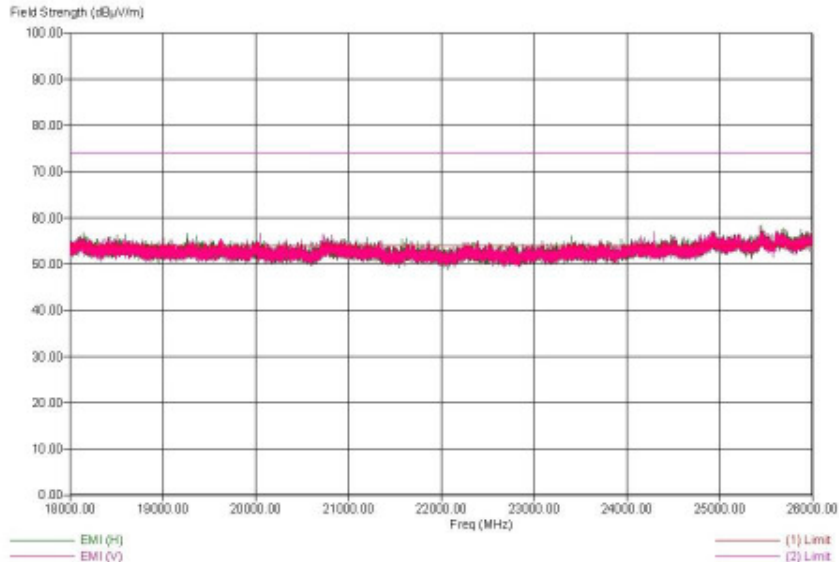
Corsica 22044 (18 GHz-25 GHz)



### 18-25 GHz Low Channel Dual Polarization Y

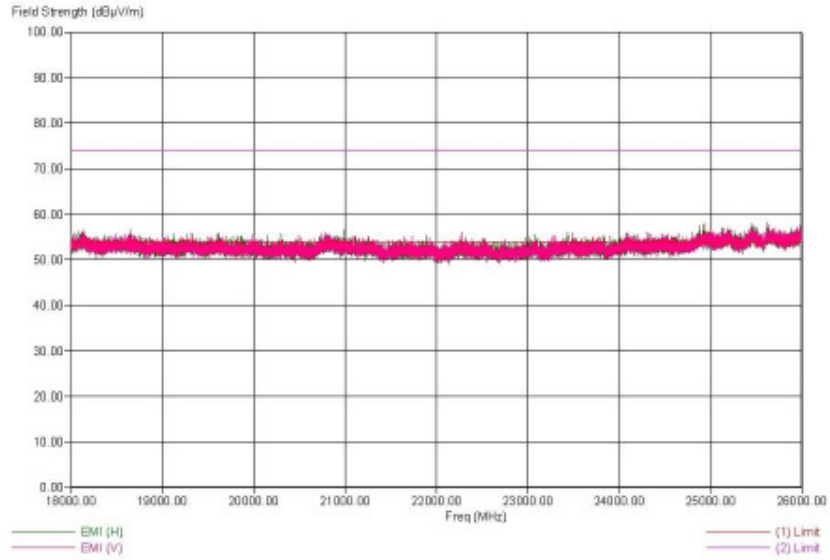
Title: FCC 15.247(c) 10/16/07 09:44:47  
File: Corsica 22044 (8.53) (SIS) FCC15.247 BT2400 Tch-mid\_Y 2008-06-03 -Sequence: Preliminary Scan  
Operator: ADR AAL EMC TL1, kha001  
EUT Type: Corsica, IMEI: 009401025712791, FCC ID: IHDP56HA2  
EUT Condition: Corsica, Rev P4.3, SW R263312 U 9E.00.D1R  
Comments: FCC 15.247(c) (1) Bluetooth (BT) emission in TCM mode.  
BT channel 39 (2441 MHz) up/down in test mode. Orientation V=H  
HLP 3003C antenna (30MHz - 3 GHz). Peak detector used.

Corsica 22044 (18 GHz-25 GHz)



### 18-25 GHz Middle Channel Dual Polarization Y

Title: FCC 15.247 (c) 10/16/07 10:04:19  
File: Corsica 22044 (8.53) (R218) FCC15.247 BT2400 Tch-high\_V 2008-06-03 -Sequence: Preliminary Scan  
Operator: ADW AAL EMC TLI, kba001  
EUT Type: Corsica. IMEI: 004401025712791, FCC ID: IHDP56HA2  
EUT Condition: Corsica. Rev F4.3, SW R263312 U 9E.00.D1R  
Comments: FCC 15.247(c) (1) Bluetooth (BT) emission in TCH mode.  
BT channel 78 (2480 MHz) up/down in test mode. Orientation Y^H  
MLP 3003C antenna (30MHz - 3 GHz). Peak detector used.  
Corsica 22044 (18 GHz-25 GHz)



**18-25 GHz High Channel Dual Polarization Y**

## **BAND-EDGE COMPLIANCE OF RF RADIATED EMISSIONS**

CFR Part 15.247

### **Measurement Procedure**

The test sample is placed inside the semi-anechoic chamber on a polystyrene table at the turntable center. Test is repeated for both horizontal and vertical polarizations of the receive antenna.

$$\text{Field Strength (dB}\mu\text{V/m)} = \text{EMI Receiver Level (dB}\mu\text{V)} + \text{Cable Loss (dB)} + \text{Filter Loss (dB)} - \text{Amplifier Gain (dB)} + \text{Antenna Correction Factor (3/m)}$$

The test sample was operated in Bluetooth single channel test mode. A fully charged battery was used for the supply voltage.

### **Measurement Results**

Comments:

The band edge measurements crossing the corner for the low channel with respect to the average limit line is acceptable when applying the FCC rule specified in CFR 47 part 15.35(b) for the use of peak detector above 1 GHz.

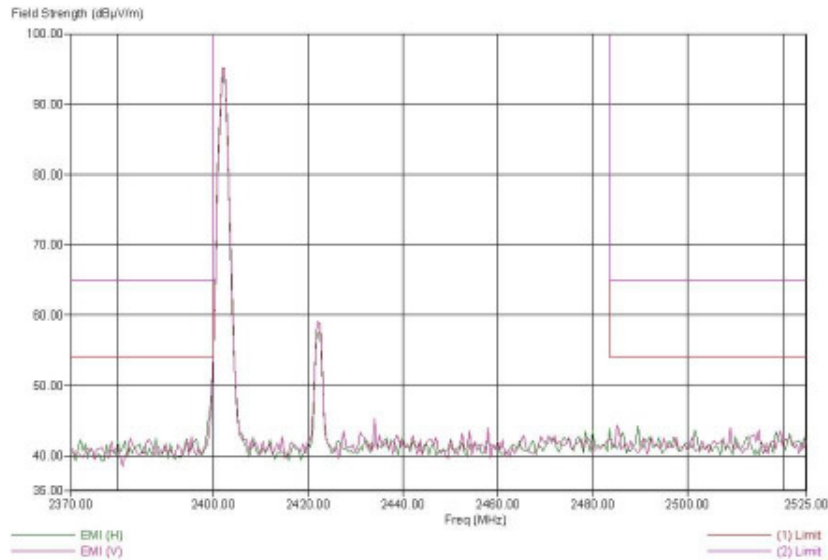
The test was performed in 22.5 degree angular step size when the band edge crossing is measured to be +6 dB above the AVG limit line.

The peak detector limit line has been added to the graphical plots.

See Attached:

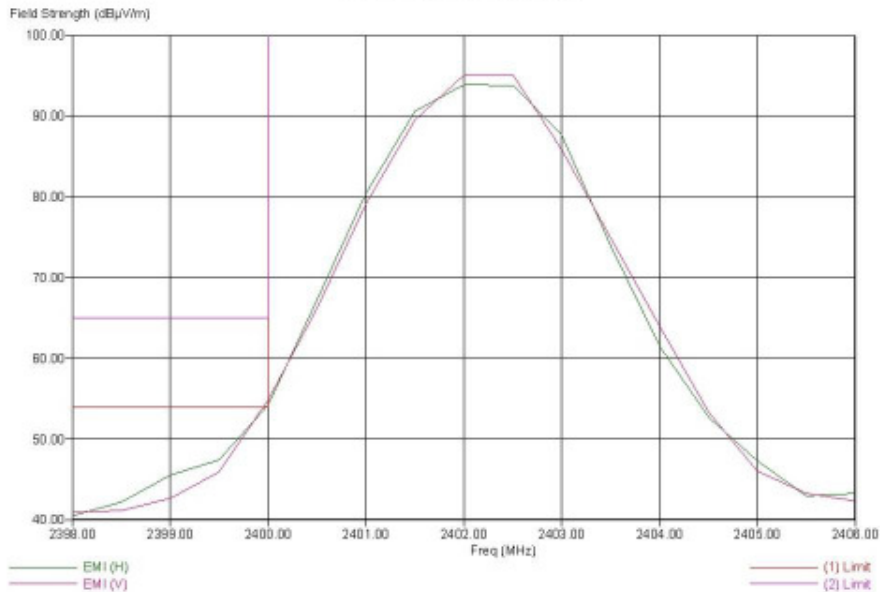
Title: FCC 15.247 (c)  
File: Corsica 22044 (8.33) (ESIB) FCC15.247 BT2400 Teh-low\_X 2008-06-03 Sequence: Preliminary Scan  
Operator: ADR AAL EMC TL1, Kha001  
EUT Type: Corsica, IMEI: 004401023712791, FCC ID: IHDP56HA2  
EUT Condition: Corsica, Rev F4.3, SW R263312 U 9E.00.01R  
Comments: FCC 15.247(c) (1) Bluetooth (BT) emission in TCM mode.  
BT channel 0 (2402 MHz) up/down in test mode. Orientation X=V  
HLP 3003C antenna (30MHz - 3 GHz). Peak detector used.

Corsica 22044 (30 MHz-3 GHz) - Zoom1



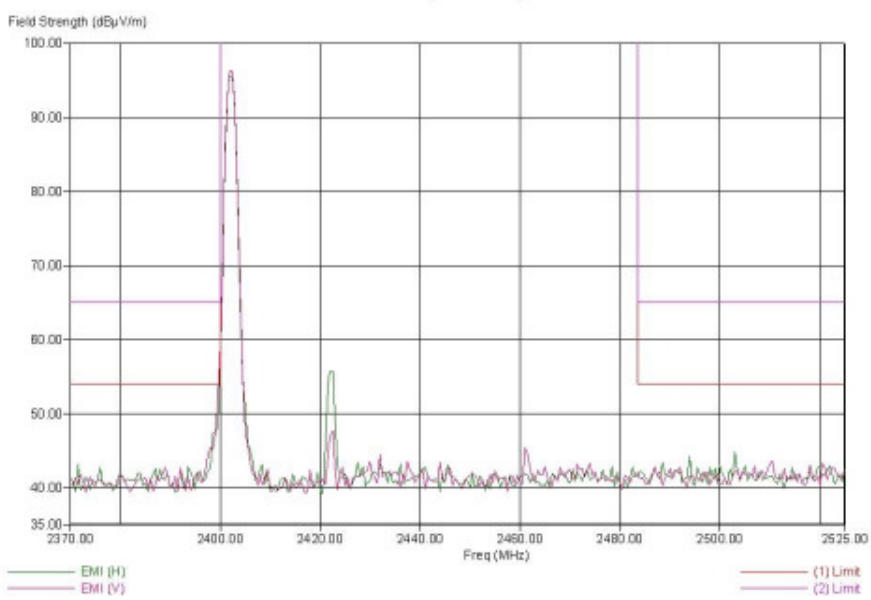
Title: FCC 15.247 (c)  
File: Corsica 22044 (8.53) (ESIB) FCC15.247 BT2400 Teh-low\_X 2008-06-03 Sequence: Preliminary Scan  
Operator: ADR AAL EMC TL1, Kha001  
EUT Type: Corsica, IMEI: 004401023712791, FCC ID: IHDP56HA2  
EUT Condition: Corsica, Rev F4.3, SW R263312 U 9E.00.01R  
Comments: FCC 15.247(c) (1) Bluetooth (BT) emission in TCM mode.  
BT channel 0 (2402 MHz) up/down in test mode. Orientation X=V  
HLP 3003C antenna (30MHz - 3 GHz). Peak detector used.

Corsica 22044 (30 MHz-3 GHz) - Zoom1.1

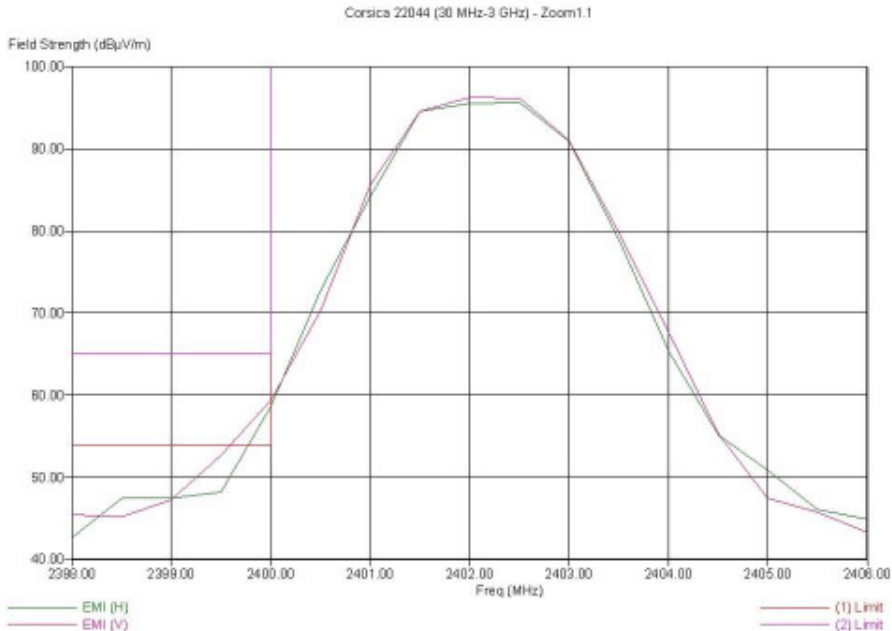


**Authorized Band Emissions Low Channel Dual Polarization X**

Title: FCC 15.247 (c) 10/15/07 11:50:01  
File: Corsica 22044 (8.53) (ESIB) FCC15.247 BT2400 Tch-low\_Y 2008-06-03 Sequence: Preliminary Scan  
Operator: ADR AAL EMC TL1, kha001  
EUT Type: Corsica, IMEI: 004401025712791, FCC ID: IHDP56HA2  
EUT Condition: Corsica, Rev P4.3, SW R263312 U 9E.00.DIR  
Comments: FCC 15.247(c) (1) Bluetooth (BT) emission in TCM mode.  
BT channel 0 (2402 MHz) up/down in test mode. Orientation Y=H  
HLP 3003C antenna (30MHz - 3 GHz). Peak detector used.

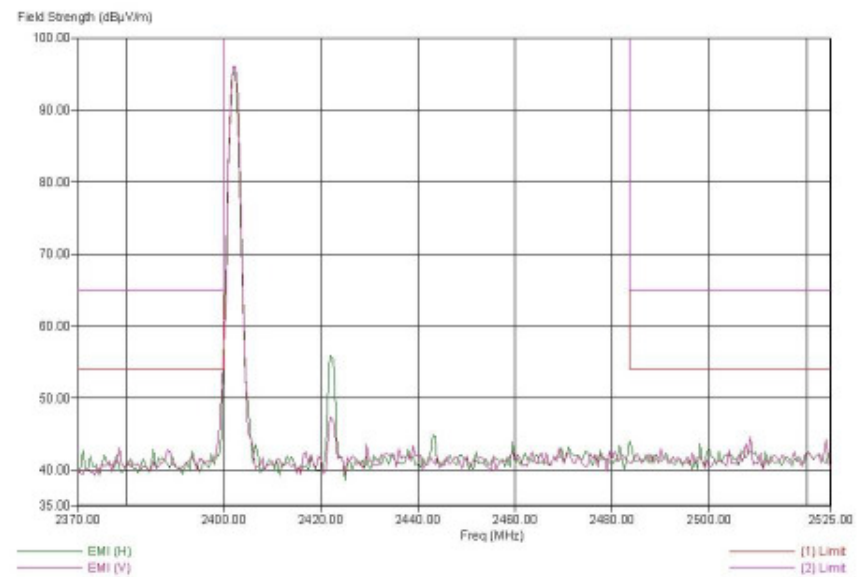


Title: FCC 15.247 (c) 10/15/07 11:50:01  
File: Corsica 22044 (8.53) (ESIB) FCC15.247 BT2400 Tch-low\_Y 2008-06-03 Sequence: Preliminary Scan  
Operator: ADR AAL EMC TL1, kha001  
EUT Type: Corsica, IMEI: 004401025712791, FCC ID: IHDP56HA2  
EUT Condition: Corsica, Rev P4.3, SW R263312 U 9E.00.DIR  
Comments: FCC 15.247(c) (1) Bluetooth (BT) emission in TCM mode.  
BT channel 0 (2402 MHz) up/down in test mode. Orientation Y=H  
HLP 3003C antenna (30MHz - 3 GHz). Peak detector used.

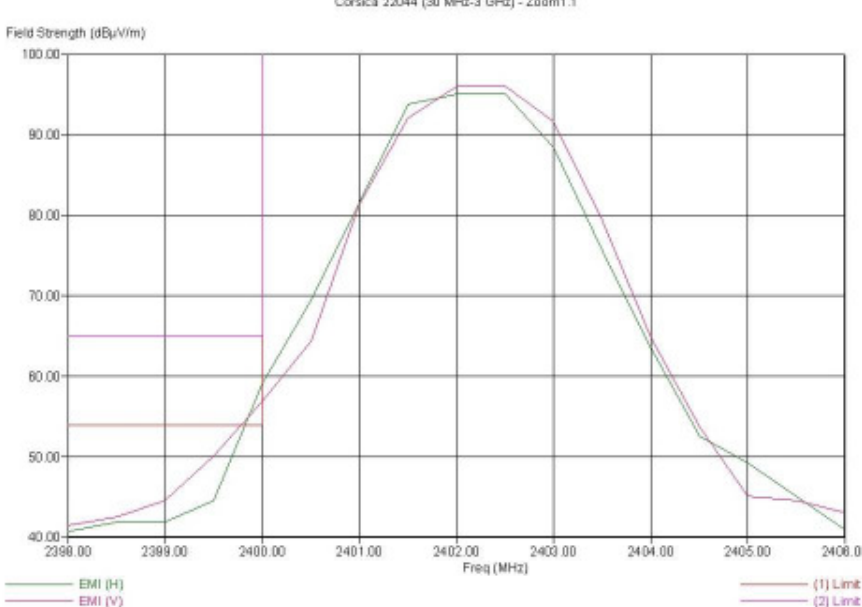


**Authorized Band Emissions Low Channel Dual Polarization Y**

Title: FCC 15.247 (c)  
File: Corsica 22044 (8.53) (ES1B) FCC15.247 BT2400 Tch-Low\_2 2008-06-03 Sequence: Preliminary Scan  
Operator: ADR AAL EMC TL1, kha001  
EUT Type: Corsica. IMEI: 004401025712791, FCC ID: IHDP56HA2  
EUT Condition: Corsica. Rev P4.3, SW R263312 U 9E.00.D1R  
Comments: FCC 15.247 (c) (1) Bluetooth (BT) emission in TCM mode.  
BT channel 0 (2402 MHz) up/down in test mode. Orientation 2=H  
HLP 3003C antenna (30MHz - 3 GHz). Peak detector used.

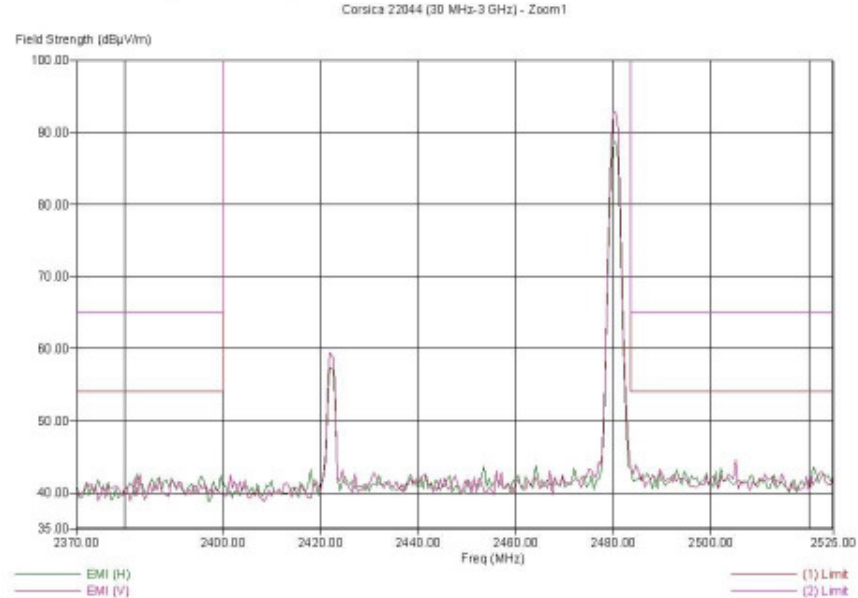


Title: FCC 15.247 (c)  
File: Corsica 22044 (8.53) (ES1B) FCC15.247 BT2400 Tch-Low\_2 2008-06-03 Sequence: Preliminary Scan  
Operator: ADR AAL EMC TL1, kha001  
EUT Type: Corsica. IMEI: 004401025712791, FCC ID: IHDP56HA2  
EUT Condition: Corsica. Rev P4.3, SW R263312 U 9E.00.D1R  
Comments: FCC 15.247 (c) (1) Bluetooth (BT) emission in TCM mode.  
BT channel 0 (2402 MHz) up/down in test mode. Orientation 2=H  
HLP 3003C antenna (30MHz - 3 GHz). Peak detector used.



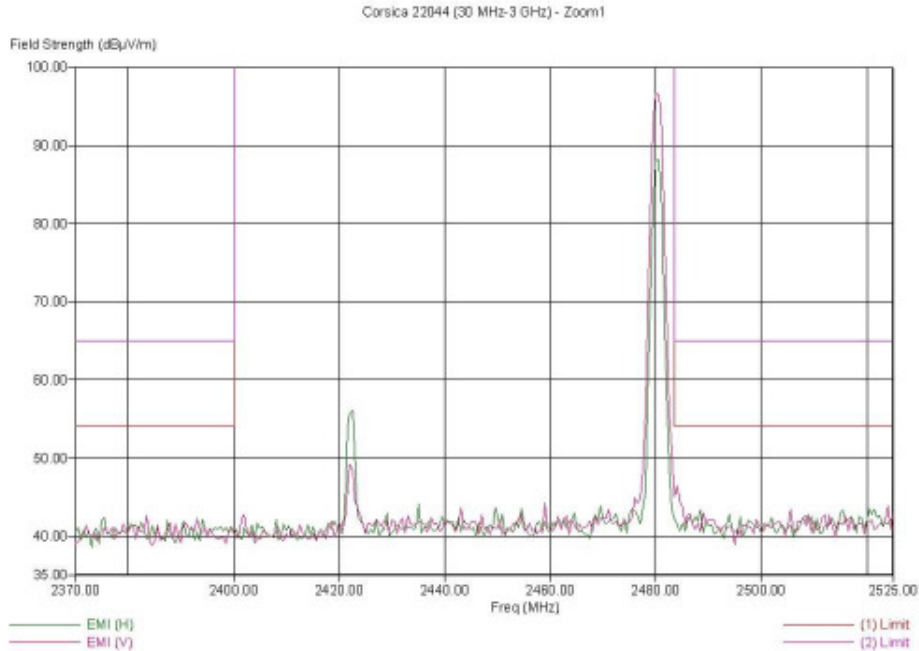
**Authorized Band Emissions Low Channel Dual Polarization Z**

Title: FCC 15.247(c)  
File: Corsica\_22044 (8.53) (ES1B) FCC15.247 BT2400 Tch-hgh\_X 2008-06-03 Sequence: Preliminary Scan  
Operator: ADR AAL EMC TL1, kha001  
EUT Type: Corsica. IMEI: 004401025712791, FCC ID: IHDP56HA2  
EUT Condition: Corsica. Rev P4.3, SW R263312 U 9E.00.D1R  
Comments: FCC 15.247(c)(1) Bluetooth (BT) emission in TCH mode.  
BT channel 78 (2480 MHz) up/dc in test mode. Orientation X=V  
HLP 3003C antenna (30MHz - 3 GHz). Peak detector used.



**Authorized Band Emissions High Channel Dual Polarization X**

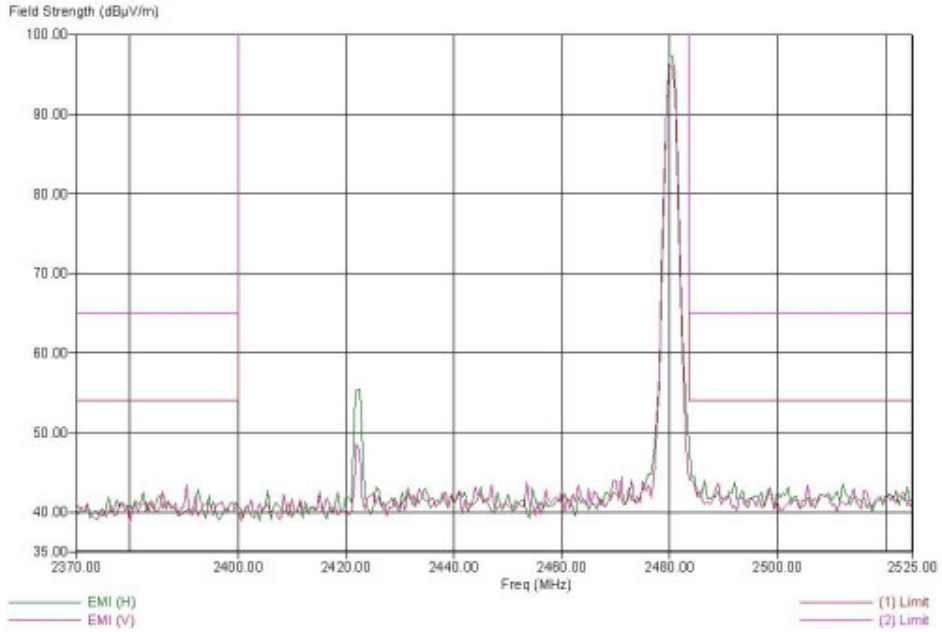
Title: FCC 15.247(c)  
File: Corsica\_22044 (8.53) (ES1B) FCC15.247 BT2400 Tch-hgh\_Y 2008-06-03 Sequence: Preliminary Scan  
Operator: ADR AAL EMC TL1, kha001  
EUT Type: Corsica. IMEI: 004401025712791, FCC ID: IHDP56HA2  
EUT Condition: Corsica. Rev P4.3, SW R263312 U 9E.00.D1R  
Comments: FCC 15.247(c)(1) Bluetooth (BT) emission in TCH mode.  
BT channel 78 (2480 MHz) up/dc in test mode. Orientation Y=H  
HLP 3003C antenna (30MHz - 3 GHz). Peak detector used.



**Authorized Band Emissions High Channel Dual Polarization Y**

Title: FCC 15.247(c)  
File: Corsica 22044 (8.53) (ESIB) FCC15.247 BT2400 Tch-high\_Z 2008-06-03 Sequence: Preliminary Scan  
Operator: ADR AAL EMC TL1, kha001  
EUT Type: Corsica. IMEI: 004401025712791, FCC ID: IHDP56HA2  
EUT Condition: Corsica. Rev P4.3, SU R263312 U 9E.00.D1R  
Comments: FCC 15.247(c)(1) Bluetooth (BT) emission in TCH mode.  
BT channel 78 (2480 MHz) up/down in test mode. Orientation Z=M  
MLP 3003C antenna (30MHz - 3 GHz). Peak detector used.

Corsica 22044 (30 MHz-3 GHz)- Zoom1



**Authorized Band Emissions High Channel Dual Polarization Z**

**PICTURES**

The pictures related to the above test results are placed in the associated report denoted as EXHIBIT 7A2

**End of Test Report**