

Appendix 7

Photographs of the device under test



Figure 1 – Front of Transceiver



Figure 2 – Back of Transceiver




Figure 3 – Transceiver against head, Cheek Touch position, Slider Extended




Figure 4 – Transceiver against head, Cheek Touch position, Slider Extended




Figure 5 – Transceiver against head, Cheek Touch position, Slider Retracted




Figure 6 – Transceiver against head, Cheek Touch position, Slider Retracted



Figure 7 – Transceiver against head, 15° Tilt position, Slider Extended

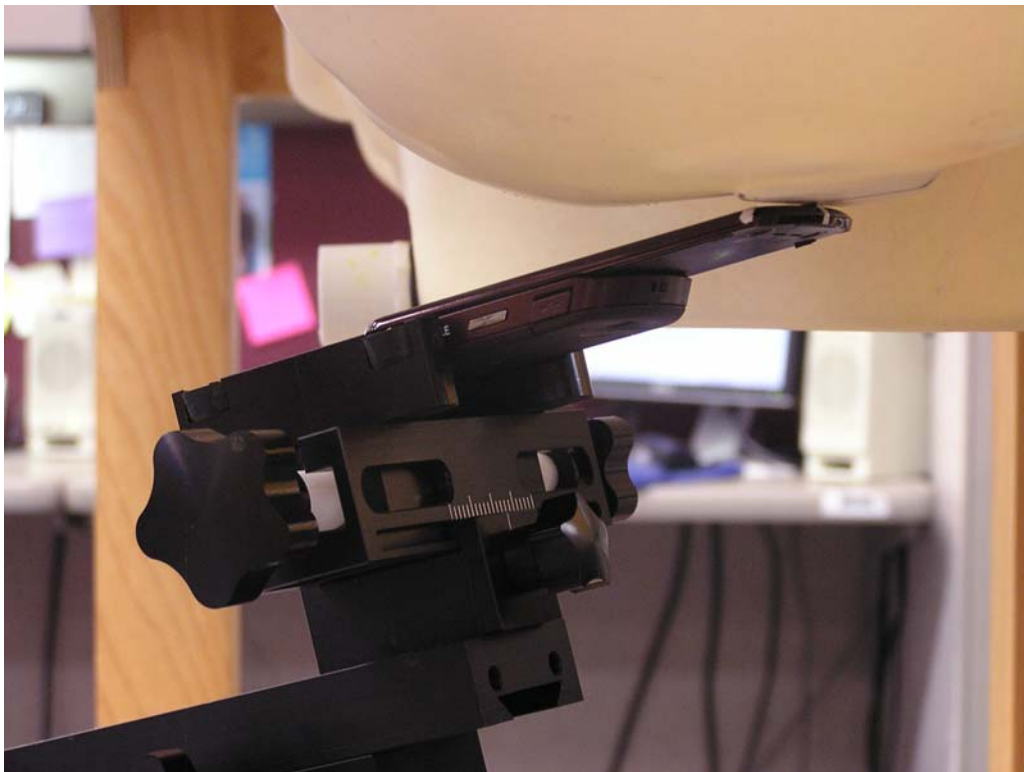


Figure 8 – Transceiver against head, 15° Tilt position, Slider Extended



Figure 9 – Transceiver against head, 15° Tilt position, Slider Retracted



Figure 10 – Transceiver against head, 15° Tilt position, Slider Retracted




Figure 11 – Transceiver in Push-to-Talk position, Slider Extended



Figure 12 – Transceiver in Push-to-Talk position, Slider Retracted



Figure 13 – Transceiver against body, Back of Phone 25 mm from Phantom position



Figure 14 – Transceiver against body with Accessory