

1 CONDUCTED AND RADIATED MEASUREMENT PHOTOS

1.1 Radiated emissions setup from 30MHz to 1GHz


1.1.1 ES881 & ES1241



Rear view



Front view



Detail view

1.1.2 ES16161



Rear view



Front view




Detail view

1.2 Conducted emission setup


1.2.1 ES881 & ES1241



Front View



Rear view




Detailed view


1.2.2 ES16161



Front View



Rear view



Detailed view