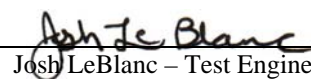





Test Report

Report No	EF0178-1
Client	Arbitron
Phone	410-312-8523
Fax	none
FRN	007870256
Models	Model HP106A Locator Hub
FCC ID	IGKHP106A
IC #	4231A-HP106A
Equipment Type	Low Power Periodic Communications Device Transmitter
Equipment Code	DXX
Results	As detailed within this report
Prepared by	 Josh LeBlanc – Test Engineer
Authorized by	 Michael Buchholz – EMC Manager
Issue Date	6/14/05
Conditions of issue	This Test Report is issued subject to the conditions stated in ‘terms and conditions’ section of this

Summary	3
Product Description (Transmitter)	3
Test Methodology	3
Statement of Conformity	4
EUT Configuration	5
Spurious Radiated Emissions	6
Emission Bandwidth	8
Fundamental Field Strength and Duty Cycle	9
AC Line Conducted Emission Measurements	11
Voltage Variations	11
Test Equipment Used	12
Terms And Conditions	13
A2LA Accreditation	15

Summary

This report is an application for certification of a transmitter operating pursuant to 47 CFR 15.231 and RSS-210 6.1. The product covered by this report is the Model HP106A Locator Hub. It has only a transmitter which operates at 433.98MHz.

Product Description (Transmitter)

MN: Model HP106A Locator Hub
 SN: Test sample 1
 Cables: two RJ11 pots,
 Power Source: 120V AC
 Operating Mode: Constant periodic Tx mode

Test Methodology

Radiated emissions testing was performed according to the procedures specified in ANSI C63.4 (2003). The EUT was maximized around one axis, as the EUT can only be installed in one position. The EUT has an integrated internal antenna which can not be maximized separately. The standard test voltage was 120VAC. The ambient environmental conditions were as follows:

Date	Temperature	Humidity
2/28/05	25.7°C	9%
3/3/05	25.1°C	10%
3/23/05	25.6°C	12%
3/25/05	25.3°C	18%
3/29/05	24.7°C	24%
3/30/05	26.9°C	22%
4/27/05	24.7°C	30%
5/20/05	25.3°C	26%

Frequency range investigated:	30 MHz- 4.34 GHz
--------------------------------------	------------------

Measurement Distance:		
Frequency (MHz)	Distance (m)	Comments
AC conducted 0.15 – 30MHz	-	Conducted
Fundamental 433.92MHz	3 m	Radiated
Spurious & harmonics 30 – 4340 MHz	3 m	Radiated

All readings are peak unless otherwise noted.

Statement of Conformity

The HP106A has been found to conform with the following parts of the 47 CFR as detailed below:

RSS-210	47 CFR Part #	Comments
5.7	15.15(b)	The product contains no user accessible controls that increase transmission power above allowable levels.
5.10	15.19	The label is shown in the label exhibit.
5.11	15.21	Information to the user is shown in the instruction manual exhibit.
	15.27	No special accessories are required for compliance.
	15.31(e)	The voltage was varied to $\pm 15\%$ of the rated voltage. The fundamental did not change.
5.5	15.203	The device utilizes an integrated antenna.
	15.204	The antenna is not accessible to the user and therefore cannot be easily removed.
6.1.1 (e)	15.205 15.209	The fundamental is not in a restricted band and the spurious emissions in the restricted bands comply with the general emission limits of 15.209.
6.6, 9	15.207	AC line conducted emissions.
6.1.1 (a) (1)	15.231(a) (1)	Product complies with 15.231(e).
(2)	(2)	Product complies with 15.231(e).
(3)	(3)	Product complies with 15.231(e).
(4)	(4)	Product complies with 15.231(e).
6.1.1 (b)	15.231(b)	Product complies with 15.231(e).
6.1.1 (c)	15.231(c)	20dB bandwidth of the emission is less than 0.25% of the center frequency.
6.1.1 (d)	15.231(d)	Frequency tolerance is not required, because product does not operate in the specified band.
6.1.1 (e)	15.231(e)	Fundamental and spurious emissions meet the limits specified in this section.

Modifications required for compliance:

In order to meet the fundamental emission limit, R35 was increased to 1.1kOhms.

EUT Configuration

EUT Configuration				
Work Order: F0178 Company: Arbitron Company Address: 9705 Patuxent Wood Drive Columbia, MD 21046 Contact: Robert Shelley				
MN		SN		
EUT: HP106A		Test Sample 1		
EUT Description: Model HP106A Locator Hub				
EUT Max Frequency: 433MHz				
Support Equipment:	MN	SN		
Compaq laptop	Armada 7400	7913CHS10056		
Telton line simulator	TLS-3	64289		
Analog Telephone	not labeled	not labeled		
EUT Cables:	Qty	Shielded?	Length	Ferrites
AC power	1	no	6ft	yes
RJ11 phone cord	2	no	6ft	no
Unpopulated EUT Ports:	Qty	Reason		
none				
Software / Operating Mode Description:				
The EUT is periodically transmitting, unless a modem call has been placed. If a modem call has been placed, the transmitter stops and data is sent out over the phone line to the laptop where it is displayed on the screen.				

Spurious Radiated Emissions

Sections 15.231(b) & (e), 15.205, 15.209, & 6.1.1(e)

Radiated Emissions Table							Curtis-Straus LLC						
Date: 25-Mar-05			Company: Arbitron				Work Order: F0178						
Engineer: Evan Gould, Ozgur Ozturk			EUT Desc: HP106A										
Frequency Range: 30-1000MHz							Measurement Distance: 3 m						
Notes:			EUT Max Freq: 434MHz										
Antenna Polarization (H / V)	Frequency (MHz)	Reading (dBμV)	Preamp Factor (dB)	Antenna Factor (dB/m)	Cable Factor (dB)	Adjusted Reading (dBμV/m)	---			FCC Class B			
							Limit (dBμV/m)	Margin (dB)	Result (Pass/Fail)	Limit (dBμV/m)	Margin (dB)	Result (Pass/Fail)	
Vqp	172.0	40.3	22.3	12.0	1.7	31.7	---	---	---	43.5	-11.8	Pass	
Vpk	180.2	41.5	22.4	11.5	1.8	32.4	---	---	---	52.8	-20.4	Pass	
Vpk	196.6	47.1	22.4	12.0	1.8	38.5	---	---	---	52.8	-14.3	Pass	
Vpk	235.0	41.3	22.4	12.0	2.0	32.9	---	---	---	52.8	-19.9	Pass	
Vqp	245.0	37.5	22.4	12.3	2.1	29.5	---	---	---	46.0	-16.5	Pass	
Vqp	250.0	40.4	22.4	12.4	2.1	32.5	---	---	---	46.0	-13.5	Pass	
Vqp	260.0	35.0	22.3	12.7	2.1	27.5	---	---	---	46.0	-18.5	Pass	
Hpq	295.0	39.4	22.3	13.9	2.4	33.4	---	---	---	52.8	-19.4	Pass	
Hqp	327.75	42.8	22.2	14.6	2.5	37.7	---	---	---	46.0	-8.3	Pass	
Hqp	334.48	41.9	22.2	14.7	2.5	36.9	---	---	---	46.0	-9.1	Pass	
Hpq	350.0	43.2	22.2	15.0	2.5	38.5	---	---	---	52.8	-14.3	Pass	
Hpq	356.69	42.2	22.2	15.2	2.6	37.8	---	---	---	52.8	-15.0	Pass	
Hpq	360.5	42.1	22.2	15.4	2.6	37.9	---	---	---	52.8	-14.9	Pass	
Vpk	366.8	36.7	22.2	15.7	2.7	32.9	---	---	---	52.8	-19.9	Pass	
Vpk	393.35	36.0	22.1	16.0	2.8	32.7	---	---	---	52.8	-20.2	Pass	
Vpk	418.0	36.0	22.1	16.7	2.9	33.5	---	---	---	52.8	-19.3	Pass	
Hpq	425.0	41.4	22.1	16.8	2.9	39.0	---	---	---	52.8	-13.8	Pass	
Vpk	491.6	32.0	21.9	18.2	3.1	31.4	---	---	---	52.8	-21.4	Pass	
Table Result:			Pass		by		-8.3 dB		Worst Freq:		327.75 MHz		
Test Site: "M"		Pre-Amp: Blue		Cable: 65 ft RG8A/U		Analyzer: Blue		Antenna: Red-Black					

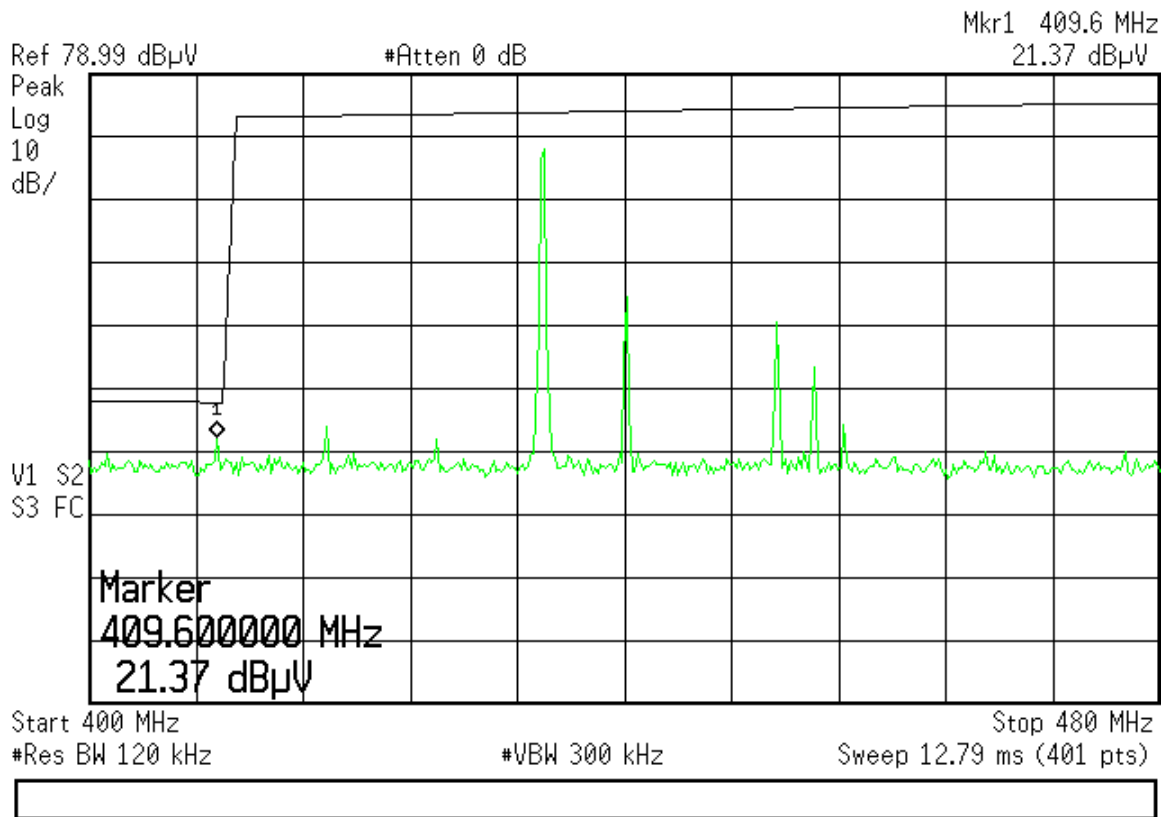
Radiated Emissions Table											Curtis-Straus LLC		
Date: 29-Mar-05				Company: Arbitron						Work Order: F0178			
Engineer: Evan Gould				EUT Desc: HP106A									
Frequency Range: 1-4GHz							Measurement Distance: 3 m						
Notes: Peak reading							EUT Max Freq: 434MHz						
Antenna Polarization (H / V)	Frequency (MHz)	Reading (dBμV)	Preamp Factor (dB)	Antenna Factor (dB/m)	Cable Factor (dB)	Adjusted Reading (dBμV/m)	---			FCC Class B			
							Limit (dBμV/m)	Margin (dB)	Result (Pass/Fail)	Limit (dBμV/m)	Margin (dB)	Result (Pass/Fail)	
H	1301.9	36.0	17.9	27.0	0.9	46.0	---	---	---	54.0	-8.0	Pass	
Table Result:		Pass		by		-8.0 dB		Worst Freq:		1301.9 MHz			
Test Site: "T"		Pre-Amp: Yel-Blk		Cable: 7 Microflex		Analyzer: Orange		Antenna: Black Horn					

Radiated Emissions Table											Curtis-Straus LLC		
Date: 20-May-05			Company: Arbitron			Work Order: F0178							
Engineer: Josh LeBlanc			EUT Desc: HP106A										
Frequency Range: 4-4.34GHz						Measurement Distance: 3 m							
Notes:													
Antenna Polarization (H / V)	Frequency (MHz)	Reading (dBμV)	Preamp Factor (dB)	Antenna Factor (dB/m)	Cable Factor (dB)	Adjusted Reading (dBμV/m)	---			---			
							Limit (dBμV/m)	Margin (dB)	Result (Pass/Fail)	Limit (dBμV/m)	Margin (dB)	Result (Pass/Fail)	
No emissions were found.			---	---	---	---	---	---	---	---	---	---	
Test Site: "F"		Pre-Amp: White		Cable: 6 RG142LL		Analyzer: Orange		Antenna: Black Horn					

Sample Calculation:Adjusted Reading = Reading – Pre Amp_(factor) + Antenna_(factor) + Cable_(factor)

Bandedge Plot

Agilent 16:03:37 Mar 23, 2005

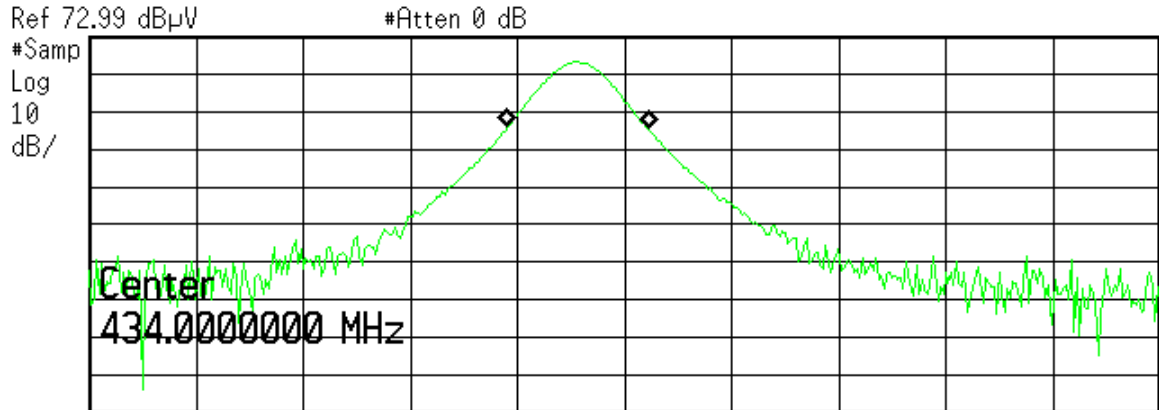


Emission Bandwidth

Section 15.231(c) & 6.1.1(c)

20dB bandwidth plot

* Agilent 15:37:47 Mar 23, 2005



Center 434 MHz Span 2 MHz
 #Res BW 120 kHz #VBW 300 kHz Sweep 5 ms (401 pts)

Occupied Bandwidth
 262.1743 kHz

Occ BW % Pwr 99.00 %
 x dB -20.00 dB

Transmit Freq Error -88.213 kHz
 x dB Bandwidth 292.572 kHz*

0.25% of center frequency = (433.98MHz * .0025) = 1.08MHz

Conclusion: The 20dB BW is less than 0.25% of the center frequency.

Fundamental Field Strength and Duty Cycle
Section 15.231(e) & 6.1.1(e)

Fundamental							Curtis-Straus LLC					
Date: 23-Mar-05			Company: Arbitron				Work Order: F0160					
Engineer: Josh LeBlanc			EUT Desc: HP106A									
Frequency Range: 433.9MHz							Measurement Distance: 3 m					
Notes: The AC input voltage was varied ±15% of the rated input of 90-245VAC. The fundamental did not vary.							EUT Max Freq: 433.9MHz					
Antenna Polarization (H / V)	Frequency (MHz)	Reading (dBµV)	Preamp Factor (dB)	Antenna Factor (dB/m)	Cable Factor (dB)	Adjusted Reading (dBµV/m)	---			FCC Class B		
							Limit (dBµV/m)	Margin (dB)	Result (Pass/Fail)	Limit (dBµV/m)	Margin (dB)	Result (Pass/Fail)
Hpk	433.9	68.9	0.0	16.8	2.9	88.6	---	---	---	92.8	-4.2	Pass
Havg 14% d.c.	433.9	51.9	0.0	16.8	2.9	71.6	---	---	---	72.8	-1.2	Pass
Table Result: Pass by -1.2 dB							Worst Freq: 433.9 MHz					
Test Site: "M"		Pre-Amp: none		Cable: 65 ft RG8A/U		Analyzer: Orange		Antenna: Red-Black				

Sample Calculation:

Adjusted Reading = Reading – Pre Amp_(factor) + Antenna_(factor) + Cable_(factor)

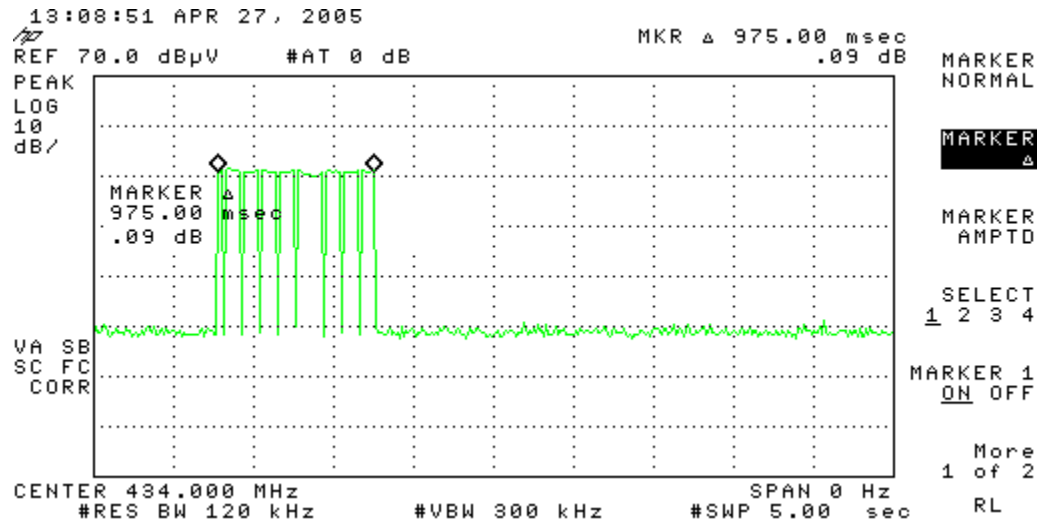
Duty Cycle Correction Factor:

DCCF over 100ms = $20 \cdot \log(14\text{ms}/100\text{ms}) = -17\text{dB}$

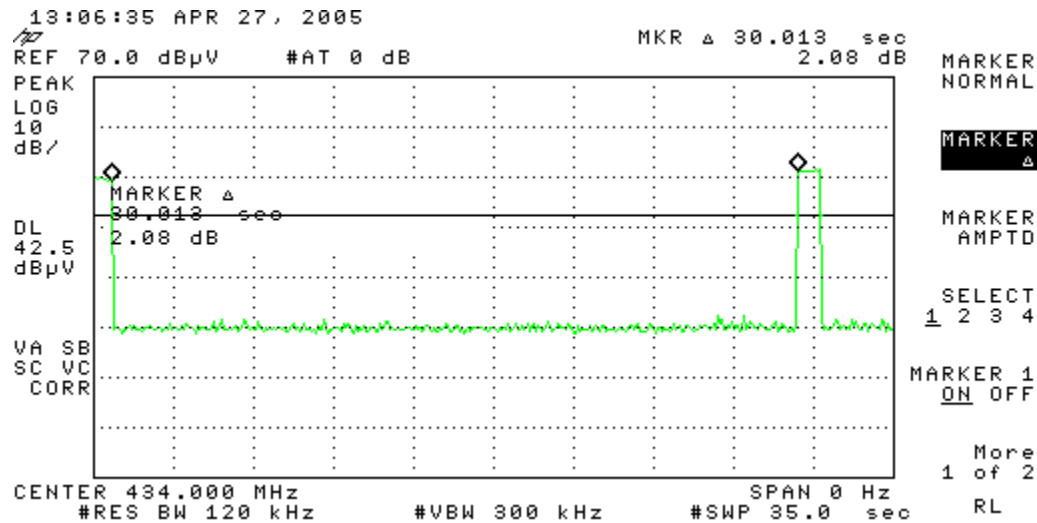
See technical description document for details on the 14% duty cycle.

Duty Cycle Plots

Transmission Duration = .975 seconds



Silent Period = 30.013 seconds



AC Line Conducted Emission Measurements

Section 15.207, 6.6 & 9

AC Mains Conducted Emissions											Curtis-Straus LLC	
Date: 22-Jun-05			Company: Arbitron, Inc.					Work Order: F0178				
Engineer: Josh LeBlanc			EUT Desc: HP106A					Test Site: EMI1				
Notes:												
LISN(s): Yellow												
Range: 0.15-30Mhz			Other Equipment: ---					Spectrum Analyzer: Yellow				
Frequency (MHz)	Q.P. Readings		Ave. Readings		Impedance Factor (dB)	---		FCC/CISPR B		FCC/CISPR B		Overall Result (Pass/Fail)
	QP1 (dBµV)	QP2 (dBµV)	AV1 (dBµV)	AV2 (dBµV)		Limit (dBµV)	Margin dB	qp Limit (dBµV)	qp Margin dB	AVE Limit (dBµV)	AVE Margin dB	
0.90	28.3	21.4	-3.3	-4.3	20.0	---	---	56.0	-7.7	46.0	-29.3	Pass
1.14	13.2	12.7	-5.3	-6.1	20.0	---	---	56.0	-22.8	46.0	-31.3	Pass
1.61	29.2	18.4	-4.0	-5.2	20.0	---	---	56.0	-6.8	46.0	-30.0	Pass
2.82	18.4	14.8	-4.4	-6.0	20.0	---	---	56.0	-17.6	46.0	-30.4	Pass
3.42	15.9	8.2	-5.7	-6.5	20.0	---	---	56.0	-20.1	46.0	-31.7	Pass
4.07	6.4	5.6	-6.4	-6.4	20.0	---	---	56.0	-29.6	46.0	-32.4	Pass
Table Result: Pass by -6.80 dB Worst Freq: 1.61 MHz												

Line conducted testing was performed with 50Ω/50μH LISN.

Voltage Variations

Section 15.31(e)

Voltage Variations		
Work Order: F0178		
Date: 23-Mar-05		
Engineer: Josh LeBlanc		
EUT: HP106A		
Fundamental (MHz)	voltage (Vac)	Reading (dBuV)
433.9	120.00	67.0
433.9	76.50	67.0
433.9	281.75	67.0
Analyzer: Orange		

Test Equipment Used

REV. 25-APR-2005

SPECTRUM ANALYZERS / RECEIVERS	RANGE	MN	MFR	SN	ASSET	CALIBRATION DUE
RED	9kHz-1.8GHz	8591E	HP	3441A03559	00024	13-JAN-2006
YELLOW	9kHz-2.9GHz	8594E	HP	3523A01958	00100	20-APR-2006
BLUE	9kHz-1.8GHz	8591E	HP	3223A00227	00070	03-NOV-2005
ORANGE	9kHz-26.5GHz	E4407B	HP	US39440975	00394	05-NOV-2005
LISNs/MEASUREMENT PROBES	RANGE	MN	MFR	SN	ASSET	CALIBRATION DUE
RED	10kHz-30MHz	8012-50-R-24-BNC	SOLAR	956348	00753	02-MAY-2005
YELLOW	10kHz-30MHz	8012-50-R-24-BNC	SOLAR	0411658	1080	04-MAY-2006
YELLOW-BLACK	10kHz-30MHz	8012-50-R-24-BNC	SOLAR	984735	00248	02-MAY-2005
OPEN AREA TEST SITE (OATS)	FCC CODE	IC CODE	VCCI CODE	CALIBRATION DUE		
SITE T	93448	IC 2762-T	R-905	20-MAR-2007		
SITE F	93448	IC 2762-F	R-1688	04-APR-2007		
SITE M	93448	IC 2762-M	R-904	19-MAR-2007		
LINE CONDUCTED TEST SITES	FCC CODE	IC CODE	VCCI CODE	CALIBRATION DUE		
EMI 1	93448	N/A	C-1801	01-MAY-2006		
PREAMPS / ATTENUATORS / FILTERS	RANGE	MN	MFR	SN	ASSET	CALIBRATION DUE
BLUE	0.01-2000MHz	ZFL-1000-LN	C-S	N/A	00759	26-JUL-2005
WHITE	1-20GHz	SMC-12A	C-S	426643	00760	21-JUL-2005
YELLOW-BLACK	1-20GHz	SMC-12A	C-S	535055	00801	21-JUL-2005
ANTENNAS	RANGE	MN	MFR	SN	ASSET	CALIBRATION DUE
RED-BLACK BILOG	30-2000MHz	JB1	SUNOL	A091604-2	01106	28-SEP-2005
BLACK HORN	1-18GHz	3115	EMCO	9703-5148	00056	12-JUN-2005
YELLOW HORN	1-18GHz	3115	EMCO	9608-4898	00037	22-MAY-2005(EMI) / 29-NOV-2005 (RFI)
RMS VOLTMETERS/CURRENT CLAMP	MN	MNFR	SN	ASSET	CALIBRATION DUE	
TRUE-RMS MULTIMETER	79III	FLUKE	71700298	00769	21-OCT-2005	
METEOROLOGICAL METERS	MN	MFR	SN	ASSET	CALIBRATION DUE	
TEMP./HUMIDITY/ATM. PRESSURE GAUGE	7400 PERCEPTION II	DAVIS	N/A	00965	08-FEB-2007	
TEMPERATURE /HUMIDITY GAUGE	THG-912	HUGER	4000562	00789	01-FEB-2007	
WEATHER CLOCK (PRESSURE ONLY)	BA928	OREGON SCIENTIFIC	C3166-1	00831	02-FEB-2007.	

All equipment is calibrated using standards traceable to NIST or other nationally recognized calibration standard.

Terms And Conditions

Paragraph 1. SERVICES. LABORATORY will:

- 1.1 Use the degree of care and skill ordinarily exercised by and consistent with the standards of the profession.
- 1.2 Perform all technical services in substantial accordance with the generally accepted laboratory principles and practices.
- 1.3 Retain all pertinent records relating to the services performed for a period of three (3) years following submission of the report describing such services, during which period the records will be made available to CLIENT upon reasonable request.

Paragraph 2. CLIENT'S RESPONSIBILITIES. CLIENT or his authorized representative will:

- 2.1 Provide LABORATORY with all plans, schematics, specifications, addenda, change orders, drawings and other information for the proper performance of technical services.
- 2.2 Designate a person to act as CLIENT's representative with respect to LABORATORY's services to be performed on behalf of the CLIENT; such person or firm to have complete authority to transmit instructions, receive information and data, interpret and define CLIENT's policies and decisions with respect to the LABORATORY's work on behalf of the CLIENT and to order, at CLIENT's expense, such technical services as may be required.
- 2.3 Designate a person who is authorized to receive copies of LABORATORY's reports.
- 2.4 Undertake the following:
 - (a) Secure and deliver to LABORATORY, without cost to LABORATORY, preliminary representative samples of the equipment proposed to require technical services, together with any relevant data.
 - (b) Furnish such labor and equipment needed by LABORATORY to handle samples at the LABORATORY and to facilitate the specified technical services.

Paragraph 3. GENERAL CONDITIONS:

- 3.1 LABORATORY, by the performance of services covered hereunder, does not in any way assume any of those duties or responsibilities customarily vested in the CLIENT, its employees, or any other party, agency or authority.
- 3.2 LABORATORY shall not be responsible for acts of omissions of any other party or parties involved in the design, manufacture or maintenance of the equipment or the failure of any employee, contractor or subcontractor to undertake any aspect of equipment's design, manufacture or maintenance.
- 3.3 LABORATORY is not authorized to revoke, alter, release, enlarge or release any requirement of the equipment's design, manufacture or maintenance unless specifically authorized by CLIENT or his authorized representative.
- 3.4 THE ONLY WARRANTY MADE BY LABORATORY IN CONNECTION WITH ITS SERVICE PERFORMED HEREUNDER IS THAT IT WILL USE THAT DEGREE OF CARE AND SKILL AS SET FORTH IN PARAGRAPH 1 ABOVE. NO OTHER WARRANTY, EXPRESS OR IMPLIED, IS MADE OR INTENDED FOR SERVICES PROVIDED HEREUNDER.
- 3.5 Where the LABORATORY indicates that additional testing is advisable to obtain more valid or useful data, and where such testing has not been authorized, CLIENT agrees to view such test reports as inconclusive and preliminary.
- 3.6 The LABORATORY will supply technical service and prepare a report based solely on the sample submitted to the LABORATORY by the CLIENT. The CLIENT understands that application of the data to other devices is highly speculative and should be applied with extreme caution.
- 3.7 The LABORATORY agrees to exercise ordinary care in receiving, preserving and shipping (F.O.B. Littleton, MA) any sample to be tested, but assumes no responsibility for damages, either direct or consequential, which arise from loss, damage or destruction of the samples due to the act of examination, modification or testing, or technical services or circumstances beyond LABORATORY's control.
- 3.8 The LABORATORY will hold samples for thirty (30) days after tests are completed, or until the CLIENT's outstanding debts to the LABORATORY are satisfied, whichever is later.
- 3.9 The CLIENT recognizes that generally accepted error variances apply and agrees to consider such error variances in its use of test data.
- 3.10 It is agreed between LABORATORY and CLIENT that no distribution of any tests, reports or analysis other than that described below shall be made to any third party without the prior written consent of both parties unless such distribution is mandated by operation of law. It is agreed that tests, reports, or analysis results may be disclosed to third party auditors of the laboratory at the laboratory facility in the course of accreditation maintenance audits. No reference to reports or technical services of the LABORATORY shall be made in any advertising or promotional literature without the express written permission of the LABORATORY.
- 3.11 The CLIENT acknowledges that all employees of LABORATORY operate under employment contracts with the LABORATORY and CLIENT agrees not to solicit employment of such employees or to solicit information related to other clients from said employees.
- 3.12 In recognition of the relative risks and benefits of the project to both CLIENT and LABORATORY, the risks have been allocated such that the CLIENT agrees, to the fullest extent permitted by law, to limit the liability of the LABORATORY to the CLIENT for any and all claims, losses, costs, damages of any nature whatsoever or claims expenses from any cause or causes, including attorneys' fees and costs and expert witness fees and costs, so that the total aggregate liability of the LABORATORY to the CLIENT shall not exceed \$100,000, or the LABORATORY'S total fee for services rendered on this project, whichever is greater. It is intended that this limitation apply to any and all liability or cause of action however alleged or arising, unless otherwise prohibited by law.

Paragraph 4. INSURANCE:

- 4.1 LABORATORY shall secure and maintain throughout the full period of the services provided to the CLIENT adequate insurance to protect it from claims under applicable Workmen's Compensation Acts and also shall maintain one million dollars of general liability coverage to cover claims for bodily injury, death or property damage as may arise from the performance of its services.
- 4.2 The CLIENT hereby warrants that it has sufficient insurance to protect its employees adequately under applicable Workmen's Compensation Acts and for bodily injury, death, or property damage.

- 4.3 No insurance of whatever kind or type, which may be carried by either party is to be considered as in any way limiting any other party's responsibility for damages resulting from their operations or for furnishing work and materials.

Paragraph 5. PAYMENT:

- 5.1 CLIENT shall pay to LABORATORY such fees for services as previously agreed, orally or in writing, within 30 days of presentment of a bill for such services performed. In the event CLIENT ordered, orally or in writing, services but such services were not assigned a rate for billing, such services shall be billed at the LABORATORY's reasonable and customary rate.
- 5.2 CLIENT shall be responsible for all shipping, customs and other expenses related to services provided by LABORATORY to the CLIENT, and shall fully insure any test sample or other equipment provided to LABORATORY by the CLIENT.
- 5.3 Amounts overdue from CLIENT to LABORATORY shall be charged interest at a rate of 1½% per month.

Paragraph 6. ISO/IEC GUIDE 17025 ADDITIONS:

- 6.1 CLIENT agrees that this test report will not be reproduced except in full, without written approval from the LABORATORY.
- 6.2 CLIENT agrees that this test report shall not be used to claim product endorsement by A2LA or ANSI or any agency of the U.S. Government.
- 6.3 CLIENT agrees that test results presented herein relate only to the sample tested by the LABORATORY.

A2LA Accreditation

<p align="center"><u>SCOPE OF ACCREDITATION TO ISO/IEC 17025:1999</u></p> <p align="center">CURTIS-STRAUS¹ 527 Great Road Littleton, MA 01460 Barry Quinlan Phone: 978-486-8880</p> <p align="center">ELECTRICAL</p> <p>Valid until: July 31, 2005 Certificate Number: 1627-01</p> <p>In recognition of the successful completion of the A2LA evaluation process, accreditation is granted to this laboratory to perform the following <u>Electromagnetic Compatibility (EMC), Telecommunications, and Product Safety tests:</u></p> <p>Electromagnetic Compatibility (EMC) Radiated emissions testing (electric and magnetic fields); Conducted emissions testing (voltage and current); Electrostatic Discharge testing; Electrical Fast Transient testing; Radiated Immunity testing; Conducted Immunity testing; Lightning Immunity testing; Voltage Dips, Interrupts and Voltage Variations testing; Magnetic Immunity testing; RF Power measurements; Frequency Stability measurements; Longitudinal Induction measurements; Harmonic emissions testing; Light flicker testing; Low frequency disturbance voltage testing; Disturbance Power measurements</p> <table><tr><th>EMC Standards</th><th>Title</th></tr><tr><td><i>Emissions</i> CISPR 22 1997 with amendments 1 and 2</td><td>Limits and methods of measurement of radio disturbance characteristics of information technology equipment.</td></tr><tr><td>CNS13438 1994</td><td>Limits and methods of measurement of radio interference characteristics of information technology equipment.</td></tr><tr><td>EN55022:1994 and 1998</td><td>Limits and methods of measurement of radio disturbance characteristics of information technology equipment.</td></tr><tr><td>SABS CISPR 22:1997</td><td>Information technology equipment – Radio disturbance characteristics – Limits and methods of measurement</td></tr><tr><td>Canada ICES-003 1997 AS/NZS 3548 1995</td><td>Digital apparatus Australian/New Zealand Standard Limits and methods of measurement of radio disturbance characteristics of information technology equipment</td></tr><tr><td>CISPR 11 1990, 1997, 1999</td><td>Limits and methods of measurement of electromagnetic disturbance characteristics of industrial, scientific and medical (ISM) radio-frequency equipment.</td></tr></table> <p>¹ Note: This accreditation covers testing performed at the laboratory listed above and the satellite facility located at 168 Ayer Rd, Littleton, MA 01460</p>		EMC Standards	Title	<i>Emissions</i> CISPR 22 1997 with amendments 1 and 2	Limits and methods of measurement of radio disturbance characteristics of information technology equipment.	CNS13438 1994	Limits and methods of measurement of radio interference characteristics of information technology equipment.	EN55022:1994 and 1998	Limits and methods of measurement of radio disturbance characteristics of information technology equipment.	SABS CISPR 22:1997	Information technology equipment – Radio disturbance characteristics – Limits and methods of measurement	Canada ICES-003 1997 AS/NZS 3548 1995	Digital apparatus Australian/New Zealand Standard Limits and methods of measurement of radio disturbance characteristics of information technology equipment	CISPR 11 1990, 1997, 1999	Limits and methods of measurement of electromagnetic disturbance characteristics of industrial, scientific and medical (ISM) radio-frequency equipment.	<p>EN 55011 1991, 1998</p> <p>SABS CISPR 11:1997</p> <p>Canada ICES-001 1998 CNS13803 AS/NZS 2064: 1997</p> <p>CSA C108.8 – M1983</p> <p>CISPR 13:1996, 1998, 2001</p> <p>EN 55013: 1990, 2001</p> <p>EN 55013 Amend 12 1994</p> <p>SABS CISPR 13: 1996</p> <p>CNS 13439 AS/NZS 1053: 1999</p> <p>CISPR 14 1993 (<i>except discontinuous disturbances</i>)</p> <p>EN 55014 1993, 1997 (<i>discontinuous disturbances</i>)</p> <p>AS/NZS 1044: 1995 (<i>discontinuous disturbances</i>)</p> <p><i>Immunity</i> CNS13783-1 SABS CISPR 14-1 1993</p> <p>SABS CISPR 14-2 1997 + A1:2001</p> <p>Limits and methods of measurement of radio disturbance characteristics of industrial, scientific and medical (ISM) radio-frequency equipment – Industrial, scientific and medical (ISM) radio-frequency equipment Limits and methods of measurement of electromagnetic disturbance characteristics of industrial, scientific and medical (ISM) radio-frequency equipment. Electromagnetic Emission from Data Processing Equipment and Electronic Office Machines Limits and methods of measurement of radio interference characteristics of sound and television broadcast receivers and associated equipment. Sound and television broadcast receivers and associated equipment: Electromagnetic compatibility. Part 1: Specification for limits and methods of measurement of radio disturbance characteristics of broadcast receivers and associated equipment. Limits and methods of measurement of radio disturbance characteristics of broadcast receivers and associated equipment. Amendment 12 Limits and methods of measurement of radio interference characteristics of sound and television broadcast receivers and associated equipment. Broadcast receiver and associated equipment Limits and methods of measurement of radio interference characteristics of sound and television broadcast receivers and associated equipment. Limits and methods of measurement of radio disturbance characteristics of electrical motor-operated and thermal appliances for household and similar purposes, electric tools and electric apparatus. Limits and methods of measurement of radio disturbance (<i>except</i>) characteristics of electrical motor-operated and thermal appliances for household and similar purposes, electric tools and similar electric apparatus. Limits and methods of measurement of radio disturbance (<i>except</i>) characteristics of electrical motor-operated and thermal appliances for household and similar purposes, electric tools and similar electric apparatus.</p> <p>Household Electrical Appliances Electromagnetic compatibility – Requirements for household appliances, electric tools and similar apparatus Part 1: Emission – Product family standard Electromagnetic compatibility – Requirements for household appliances, electric tools and similar apparatus Part 2: Immunity – Product family standard</p>
EMC Standards	Title															
<i>Emissions</i> CISPR 22 1997 with amendments 1 and 2	Limits and methods of measurement of radio disturbance characteristics of information technology equipment.															
CNS13438 1994	Limits and methods of measurement of radio interference characteristics of information technology equipment.															
EN55022:1994 and 1998	Limits and methods of measurement of radio disturbance characteristics of information technology equipment.															
SABS CISPR 22:1997	Information technology equipment – Radio disturbance characteristics – Limits and methods of measurement															
Canada ICES-003 1997 AS/NZS 3548 1995	Digital apparatus Australian/New Zealand Standard Limits and methods of measurement of radio disturbance characteristics of information technology equipment															
CISPR 11 1990, 1997, 1999	Limits and methods of measurement of electromagnetic disturbance characteristics of industrial, scientific and medical (ISM) radio-frequency equipment.															
(A2LA Cert. No. 1627-01) 10/31/03	Page 1 of 11															
<p>CISPR 14-2 1996, 1997 + A1:2001</p> <p>CISPR 20: 1995, 2002 with amendment 3 (<i>associated group only</i>)</p> <p>EN 55020: 1995, 2002 (<i>associated group only</i>)</p> <p>CISPR 24</p> <p>SABS CISPR 24 1997</p> <p>AS/NZS 3200.1.2: 1995</p> <p><i>European Union Basic EMC Standards</i> EN 61000-4-2: 1995, 1999, 2001</p> <p>EN 61000-4-3:1997, 1998, 2002 AS/NZS 61000.4.3 1999</p> <p>EN 61000-4-4 1995</p> <p>EN 61000-4-5 1995 AS/NZS 61000.4.5 1999 EN 61000-4-6 1996 AS/NZS 61000.4.6 1999</p> <p>EN 61000-4-8 1994</p> <p>EN 61000-4-11 1994</p> <p>ENV 61000-2-2 1993</p> <p><i>EU Product Family Standards</i> EN 50081-1 1992</p> <p>EN 50081-2 1993</p> <p>EN 50082-1 1992, 1998</p> <p>EN 50082-2 1995</p> <p>Immunity requirements for household appliances, tools and similar apparatus. Limits and methods of measurement of immunity characteristics of sound and television broadcast receivers and associated equipment. Electromagnetic immunity of broadcast receivers and associated equipment. Information technology equipment – Immunity characteristics – Limits and methods of measurement Information technology equipment – Immunity characteristics – Limits and methods of measurement Approval and test specification – Medical electrical Equipment – General requirements for safety – Collateral Standard: Electromagnetic compatibility – Requirements and tests.</p> <p>Electromagnetic compatibility (EMC). Part 4: Testing and measurement techniques. Section 2: Electrostatic discharge immunity test – Basic EMC Publication Electromagnetic compatibility (EMC). Part 4: Testing and measurement techniques. Section 3: Radiated, radio-frequency, electromagnetic field immunity test Electromagnetic compatibility (EMC). Part 4: Testing and measurement techniques. Section 4: Electrical fast transient/burst immunity test – Basic EMC publication (EMC) Part 4: Testing and measurement techniques. Section 5: Surge immunity test. Electromagnetic compatibility (EMC). Part 4: Testing and measurement techniques. Section 6: Immunity to conducted disturbances, induce by radio-frequency fields. Electromagnetic compatibility (EMC). Part 4: Testing and measurement techniques. Section 8: Power frequency magnetic field immunity test. (EMC) Part 4: Testing and measurement techniques. Section 11: Voltage dips, short interruptions and voltage Variations immunity tests. Electromagnetic compatibility (EMC). Part 2: Environment, Section 2: Compatibility levels for low-frequency conducted disturbances and signaling in public low-voltage power supply systems (IEC 1000-2-2:1990)</p> <p>Electromagnetic capability – Generic emission standard. Part 1: Residential, commercial and light industry. (I.S.) Electromagnetic compatibility – Generic emission standard. Part 2: Industrial environment Electromagnetic compatibility – Generic emission standard. Part 1: Residential, commercial and light industry Electromagnetic compatibility – Generic immunity Standard. Part 2: Industrial environment</p>	<p>EN 61000-6-1: 1997, 2001</p> <p>EN 61000-6-2: 1998, 2001</p> <p>EN 50091-2 1996</p> <p>EN 55024 1998</p> <p>EN 55103-1 1997</p> <p>EN 55103-2 1997 (<i>excluding Annex A3</i>)</p> <p>EN 61326 1998</p> <p>EN 61547 1996</p> <p>EN 50130-4 1996</p> <p>EN 55104 1995</p> <p>EN 50083-2 1995</p> <p>EN 60601-1-2: 1993, 2002</p> <p>IEC 1800-3 1995</p> <p>EN 60555 Part 2 1987</p> <p>EN 60555 Part 3 1987</p> <p>EN 61000-3-2: 1995, 2000 AS/NZS 61000.3.2 1998 EN 61000-3-3 1995 AS/NZS 61000.3.3 1999</p> <p>ETS 300 386-1 1994</p> <p>Electromagnetic Compatibility (EMC)- Part 6: Generic standards- Section 1: Immunity for residential, commercial and light-industrial environments Electromagnetic Compatibility (EMC)- Part 6: Generic standards- Section 2: Immunity for industrial environments Specification for Uninterruptible Power Systems (UPS). Part 2: EMC requirements Information technology equipment – Immunity Characteristics – Limits and methods of measurement. Electromagnetic Compatibility – Product family standard for audio, video, audio-visual and entertainment lighting control apparatus for professional use. Part 1: Emission Electromagnetic Compatibility – Product family standard for audio, video, audio-visual and entertainment lighting control professional use. Part 2: Immunity Electrical equipment for measurement, control and laboratory use – EMC requirements Equipment for general lighting purposes – EMC immunity requirements Alarm Systems. Part 4: Electromagnetic compatibility. Product family standard: Immunity requirements for components of fire, intruder and social alarm systems. Electromagnetic compatibility immunity – requirements for household appliances, tools and similar apparatus. Product family standard. Cabled distribution systems for television and sound signals. Part 2: Electromagnetic compatibility for equipment. Medical electrical equipment Part 1: general requirements for safety Section 2: Collateral standard: Electromagnetic compatibility – requirements and tests Adjustable speed electrical power drive systems. Part 3: EMC product standard including specific test methods. Disturbances in supply systems caused by household appliances and similar electrical equipment. Part 2: Harmonics Disturbances in supply systems caused by household appliances and similar electrical equipment. Part 3: Voltage fluctuations. Electromagnetic compatibility (EMC). Part 3: Limits Section 2: Limits for harmonic current emissions Electromagnetic compatibility (EMC). Part 3: Limits Section 2: Limitation of voltage fluctuations and flicker in low-voltage supply systems. Equipment Engineering (EE): Public telecommunication network equipment electro-magnetic compatibility (EMC) requirements Part 1: Product family overview, compliance criteria and test levels</p>															
(A2LA Cert. No. 1627-01) 10/31/03	Page 3 of 11															
(A2LA Cert. No. 1627-01) 10/31/03	Page 4 of 11															

<p>ETS EN 300 386-2 1997, 1998, ETS EN 300 386 2000 v1.2.1, 2001 v1.3.1</p> <p>ETS 300 132-1 1996</p> <p>ETS 300 132-2 1996</p> <p>ETR 283 1997</p> <p><i>EU radio standards</i> (ETS) EN 300 385 v1.2.1: 1998, 1999</p> <p>EN 300 330 v1.2.1: 1998, 1999</p> <p>ETS 300 328 1996</p> <p>ETS EN 300 440 v1.2.1 1999</p> <p>EN 301 893:2002 v1.2.1</p> <p>ETS 300 836-1:1998</p> <p>EN301 489-17:2002 v1.2.1</p> <p>(A2LA Cert. No. 1627-01) 10/31/03</p>	<p>Electromagnetic compatibility and radio spectrum matters (ERM); Telecommunication network equipment; Electromagnetic compatibility (EMC) requirements; Part 2: Product family standard. Equipment Engineering (EE); Power supply interface at the input to telecommunications equipment; Part 1: Operated by alternating current (ac) derived from direct current (dc) sources Equipment Engineering (EE); Power supply interface at the input to telecommunications equipment; Part 2: Operated by direct current (dc) Equipment Engineering (EE): Transient voltages at Interface A on telecommunications direct current (DC) power distributions.</p> <p>Electromagnetic compatibility and Radio spectrum matters (ERM); Electromagnetic Compatibility (EMC) standard for fixed radio links and ancillary equipment (ETS) Electromagnetic compatibility and Radio spectrum matters (ERM); Short range devices (SRD); Technical characteristics and test methods for radio equipment in the range 9 kHz to 25 MHz and inductive loop systems in the frequency range 9 kHz to 30 MHz Radio Equipment and Systems (RES); Wideband transmission systems; Technical characteristics and test conditions for data transmission equipment operating in the 2.4 GHz ISM band and using spread spectrum modulation techniques Electromagnetic compatibility and Radio spectrum matters (ERM); Short range devices; Technical characteristics and test methods for radio equipment to be used in the 1 GHz to 40 GHz frequency range Broadband Radio Access Networks (BRAN); 5 GHz (draft) high performance RLAN; Harmonized EN covering Essential requirements of article 3.2 of the R&TTE Directive Broadband Radio Access Networks (BRAN); High Performance Radio Local Area Network (HIPERLAN) Type 1; Conformance testing specification; Part 1: Radio Type approval and Radio Frequency (RF) conformance test specification Electromagnetic compatibility and Radio spectrum Matters (ERM); Electromagnetic Compatibility (EMC) standard for radio equipment and services; Part 17: Specific conditions for 2.4 GHz wideband transmission systems and 5 GHz high performance RLAN equipment</p> <p>Page 5 of 11</p>	<p>EN 300 328-2:2001 v1.2.1</p> <p>EN 301 489-1:2002</p> <p>EN 60669-2-1:2002</p> <p><i>Canada Radio Standards</i> Canadian GL-36 1995</p> <p>Canadian RSS-119 1999, 2000 Issue 6</p> <p>Canadian RSS-134 1996 & 2000, Issue 1 Rev 1</p> <p>Canadian RSS-210 2000 Issue 3,</p> <p>RFS29 1998</p> <p><i>FCC Standards</i> 47 CFR FCC low power transmitters operating on frequencies below 1 GHz, emergency alert systems, unintentional radiators and ISM devices. 47 CFR FCC low power transmitters operating on frequencies above 1 GHz, with the exception of spread spectrum devices. 47 CFR FCC Unlicensed Personal Scope Communications System (PCS) devices 47 CFR FCC Unlicensed National Scope Information Infrastructure devices and low power transmitters using spread spectrum techniques. 47 CFR FCC Personal mobile Scope Radio Services in the following FCC Rule Parts 22, 24, 25, 27. 47 CFR FCC General Mobile Radio Scope Services in the following FCC Rule Parts 22, 74, 90, 95, 97. 47 CFR FCC Maritime and Aviation Scope Radio Services in 47 CFR Parts 80 and 87 47 CFR FCC Microwave Radio Services Scope in 47 CFR Parts 21, 74 and 101.</p> <p>Electromagnetic compatibility and Radio spectrum Matters (ERM); Wideband Transmission systems; Data transmission equipment operating in the 2.4 GHz ISM band and using spread spectrum modulation techniques; Part 2: Harmonized EN covering essential requirements under article 3.2 of the R&TTE Directive Electromagnetic compatibility and Radio spectrum Matters (ERM); Electromagnetic Compatibility (EMC) standard for radio equipment and services; Part 1: Common technical requirements Switches for household and similar fixed electrical installations -- Part 2-1: Particular requirements -- Electronic switches</p> <p>Industry Canada -- technical requirements for low power Devices in the 2400 -- 2483.5 MHz band. Industry Canada -- Land mobile and fixed radio Transmitters and receivers, 27.41 to 960.0 MHz Industry Canada -- 900 MHz narrowband personal communications services Industry Canada -- Low power license-exempt radio 2001 Issue 5 communication devices Specification for Restricted Radiation Radio Apparatus (New Zealand)</p> <p>Scope A1</p> <p>Scope A2</p> <p>A3</p> <p>A4</p> <p>B1</p> <p>B2</p> <p>B3</p> <p>B4</p> <p>(A2LA Cert. No. 1627-01) 10/31/03</p>
<p>FCC/OST MP-5 1986</p> <p>GR-1089-CORE: 1997, 1999 issue 2/ 2002 Issue 3</p> <p><i>ANSI EMC Standards</i> ANSI C63.4: 1992, 1999, 2001</p> <p>ANSI C63.5 1988</p> <p><i>IEEE EMC Standards</i> IEEE C62.41: 1980, 1991</p> <p><i>Swedish EMC Standards</i> BAKOM 3336.3 1995</p> <p><i>South African EMC standards other than CISPR equivalents</i> SABS 1718-1: 1996</p> <p><i>Japanese VCCI Standards</i> VCCI V-3/99.05 1999 VCCI V-4/99.05 1999</p> <p><i>Telecommunications</i> Telecommunications Registration; General test methods; Lightning surge; Drop testing; Balance testing; Signal power (metallic and longitudinal); Frequency measurements; Pulse templates; Leakage testing; Impedance testing; Hearing Aid Compatibility testing (<i>excluding volume control</i>); Protocol analysis and Jitter testing.</p> <p><u>Telecom Standards</u></p> <p>FCC 47 CFR Part 68 Telephone</p> <p>CS-03 Issue 8 1996 through amendment 5</p> <p>TIA/EIA TSB31-B 1998</p> <p>(A2LA Cert. No. 1627-01) 10/31/03</p>	<p>FCC (Federal Communications Commission) methods Of measurement of radio noise emissions from industrial, scientific and medical equipment. Bellcore electromagnetic compatibility and electrical safety -- Generic criteria for network telecommunications equipment.</p> <p>American National Standard for methods of measurement of radio-noise emissions for low-voltage electrical and electronic equipment in the range of 9 kHz to 40GHz. American National Standard for electromagnetic compatibility -- radiated emissions measurements in electromagnetic interference (EMI) control -- calibration of antennas.</p> <p>IEEE recommended practice on surge voltages in low-voltage AC power circuits</p> <p>Electromagnetic compatibility and electrical safety (EMC & S) for wired terminal equipment. Harmonization document information over the OFCOM requirements.</p> <p>South African Bureau of Standards: Specification for Gaming equipment. Part 1: Casino equipment.</p> <p>Technical Requirements Instruction for Test Conditions for Requirement under Test</p> <p>Connection of terminal equipment to the telephone Terminal Equipment network. Analog and Digital Equipment. TCB Scope C1. Specification for terminal equipment, terminal systems, Network protection devices, connection arrangements and hearing aids compatibility. Bulletin Part 68 Rationale and Measurement Guidelines (Feb 1998)</p> <p>Page 7 of 11</p>	<p>TIA/EIA-IS-968</p> <p>TIA/EIA-IS-883</p> <p>TIA-968-A</p> <p>T1.TRQ-6-2001</p> <p>Canada VDSL Issue 1 January 2003</p> <p>AS/ACIF S002-2001</p> <p>AS/ACIF S016-2001</p> <p>AS/ACIF S031-2001 AS/ACIF S038-2001 AS/ACIF S043-2001</p> <p>ITU-T G.703 HKTA 2028</p> <p>HKTA 2029</p> <p>TBR 1 : 1995</p> <p>TBR 2 : 1997</p> <p>Telecommunications Telephone Terminal Equipment Technical Requirements for Connection of Terminal Equipment to the Telephone Network Telecommunications Telephone Terminal Equipment Supplemental Technical Requirements for Connection of Stutter Dial Tone Detection Devices and ADSL Modems to the Telephone Network Telecommunications Telephone Terminal Equipment Technical Requirements for Connection of Terminal Equipment to the Telephone Network Technical Requirements for SHDSL, HDSL2, HDSL4 Digital Subscriber Line Terminal Equipment to Prevent Harm to the Telephone Network Industry Terminal Attachment Program Requirements and Test Methods for Very-High-Bit-Rate Digital Subscriber Line (VDSL) Terminal Equipment Analogue interworking and non-interference requirements for Customer Equipment for connection to the Public Switched Telephone Network Requirements for Customer Equipment for connection to hierarchical digital interfaces Requirements for ISDN Basic Access Interface Requirements for ISDN Primary Rate Access Interface Requirements for Customer Equipment for Connection to a Metallic Local Loop Interface of a Telecommunications Network -- Part 1: General Part 2: Broadband Part 3: DC, Low Frequency AC and Voiceband Physical/electrical characteristics of hierarchical Digital interfaces Network connection specification for connection of CPE to the PTNs in Hong Kong using digital leased circuits at data rate of 1544 kbit/s Network connection specification for connection of CPE to the PTNs in Hong Kong using digital leased circuits at data rate of 2048 kbit/s Attachment requirements for terminal equipment to be connected to circuit switched data networks and leased circuits using a CCITT Recommendation X.21 interface, or at an interface physically, functionally and electrically compatible with CCITT Recommendation X.21 but operating at any data signaling rate up to, and including, 1 984 kbit/s Attachment requirements for Data Terminal Equipment (DTE) to connect to Packet Switched Public Data Networks (PSPDNs) for CCITT Recommendation X.25 interfaces at data signaling rates up to 1 920 kbit/s utilizing interfaces derived from CCITT Recommendations X.21 and X.21 bit</p> <p>(A2LA Cert. No. 1627-01)</p> <p>10/31/03 Page 8 of 11</p>

<p>TBR 3 : 1995 + Amdt : 1997</p> <p>TBR 4 : 1995 + Amdt : 1997</p> <p>TBR 012 : 1993 + Amdt : 1996</p> <p>TBR 013 : 1996</p> <p>TBR 21 : 1998</p> <p>TBR 24 : 1997</p> <p><i>Australia</i> TS 002 : 1997</p> <p>TS 016 : 1997</p> <p>TS 031 : 1997 TS 038 : 1997 AS/ACIF S043.2:2001</p> <p>Product Safety General test methods; Input tests; Electric strength tests; Impulse tests; Permanency of marking tests; Accessibility tests; Energy Hazard measurements; Capacitor discharge tests; Humidity conditioning; Earthing tests; Limited power source measurements; Stability tests; Steel ball tests; Lithium Battery Reverse Current measurements; Leakage current tests; Transformer abnormal tests; Telecom leakage tests; Over voltage/power cross tests (<i>excluding x-ray tests</i>).</p> <p><u>Product Safety Standards</u></p> <p><i>Specific Product Safety Standards</i> IEC 950 1991</p> <p>UL 1950 1998</p> <p>CSA C22.2 No.950-95 UL 60950 2000</p> <p>(A2LA Cert. No. 1627-01) 10/31/03</p>	<p>Integrated Services Digital Network (ISDN); Attachment requirements for terminal equipment to connect to an ISDN using ISDN basic access</p> <p>Integrated Services Digital Network (ISDN); Attachment requirements for terminal equipment to connect to an ISDN using ISDN primary rate access</p> <p>Business Telecommunications (BT); Open Network Provision (ONP) technical requirements; 2 048 kbit/s digital unstructured leased line (D2048U) Attachment requirements for terminal equipment</p> <p>Business Telecommunications (BTC); 2 048 kbit/s digital structured leased lines (D2048S); Attachment requirements for terminal equipment interface</p> <p>Terminal Equipment (TE); Attachment requirements for pan-European approval for connection to the analogue Public Switched Telephone Networks (PSTNs) of TE (excluding TE supporting the voice telephony service) in which network addressing, if provided, is by means of Dual Tone Multi Frequency (DTMF) signaling</p> <p>Business Telecommunications (BTC); 34 Mbit/s digital Unstructured and structured leased lines (D34U and D34S); Attachment requirements for terminal equipment interface</p> <p>Analogue Interworking and Non interference Requirements for Customer Equipment Connected to the Public Switched Telephone Network</p> <p>General Requirements for Customer Equipment Connected to Hierarchical Digital Interfaces</p> <p>Requirements for ISDN Basic Access Interface</p> <p>Requirements for ISDN Primary Rate Access Interface</p> <p>Requirements for Customer Equipment for connection to a metallic loop interface of a Telecommunications Network – Part 2 Broadband</p> <p><u>Title</u></p> <p>Safety of information technology equipment including Includes Amendments 1, 2, 3, and 4 electrical business equipment. Safety of information technology equipment, including electrical business equipment.</p> <p>Safety of Information Technology Equipment (UL 1950)</p> <p>Safety of information technology equipment</p> <p>Page 9 of 11</p>	<p>IEC 60950 2000 EN 60950 1997, 1998, 2000 IEC 60950-1 2001 UL 60950-1 2003 CSA C22.2 No. 60950-00 CSA C22.2 No. 60950-1 03 AS/NZS 3260 1993</p> <p>AS/NZS 3260 Supp 1 1996</p> <p>ACA TS 001 1997</p> <p>UL 1459 1995 IEC 1010-1 1990 IEC 61010-1 1993 EN 61010-1 1993, 2001 IEC 61010-1 2001 UL 61010B-1 2003 UL 3101-1 1993 CAN/CSA 1010-1 1999 (<i>Including AM 2</i>) UL 3111-1 1996 UL 3121-1 1995 IEC 60601-1 1995 EN 60601-1 1995 (<i>Including AM 2</i>) UL 2601-1 1997 IEC 60065 1998, 2000 ANSI/UL 6500: 1998 CAN/CSA 60065-00 AS/NZS 3250 1995 AS/NZS 60065 2000</p> <p>Canadian C22.2 No. 1-94 (1-98) 1994, 1998 EN 60065 1994</p> <p>IEC 60825 1990</p> <p>EN 60825-1 1994 IEC 60825-1 2001 IEC 60825-2 2000-5</p> <p>IEC 60825-4 1997-11 IEC 60335-1 1995 (<i>Including AM2 – 1997 & AM 12 – 1997</i>) EN 60335-1 2001 UL 60335-1 1998 CAN/CSA E335-1 1994</p> <p>Safety of information technology equipment</p> <p>Safety of information technology equipment, including Electrical business equipment.</p> <p>Approval and test specification – Safety of information technology equipment including electrical business Equipment.</p> <p>Approval and test specification – Safety of information technology equipment including electrical business equipment – Alphabetical reference index to IEC 950 (Supplement to AS/NZS 3260:1993)</p> <p>Australian Communications Authority – Safety requirements for customer equipment.</p> <p>Telephone Equipment</p> <p>Safety requirements for electrical equipment for measurement, control and laboratory use, Part 1: General requirements.</p> <p>Safety requirements for electrical equipment for measurement, control and laboratory use, Part 1: General requirements.</p> <p>Electrical equipment for laboratory use Part 1: General requirements.</p> <p>Electrical measuring and test equipment. Part 1: General requirements.</p> <p>Medical electrical equipment. Part 1: General requirements for safety.</p> <p>Medical electrical equipment</p> <p>Medical electrical equipment. Part 1: General Requirements for safety.</p> <p>Audio, video and similar electronic apparatus – Safety requirements</p> <p>Audio/video and musical instrument apparatus for Household, commercial and similar general use</p> <p>Australian/New Zealand Standard – Approval and test Specification – Mains operated electronic and related Equipment for household and similar general use</p> <p>Audio, video and similar electronic equipment. Consumer and commercial products</p> <p>Safety requirements for main operated electronic and related apparatus for household and similar general use.</p> <p>Radiation safety of laser products, equipment Classification, requirements and user's guide.</p> <p>Safety of laser products Part 1: equipment Classification, requirements and user's guide.</p> <p>Safety of laser products – Part 2: Safety of optical communication systems</p> <p>Safety of laser products – Part 4: Laser guards</p> <p>Safety of household and similar electrical appliances</p> <p>Part 1: General requirements</p> <p>Page 10 of 11</p>
<p>UL 61010A-1 : 2002</p> <p>EN 61010-1 : 2001</p> <p>AS/NZS 60950 : 2000</p> <p>Environmental²</p> <p><u>Environmental Standards</u></p> <p>GR-63-CORE ETS 300 019 (vibration up to 1000Hz)</p> <p>(A2LA Cert. No. 1627-01) 10/31/03</p>	<p>Electrical equipment for laboratory use; part 1: General requirements</p> <p>Safety requirements for electrical equipment for measurement, control, and laboratory use - Part 1: General requirements</p> <p>Safety information technology equipment</p> <p><u>Title</u></p> <p>NEBS Requirements: Physical Protection</p> <p>Environmental conditions and environmental tests For telecommunications equipment</p> <p>Page 11 of 11</p>	

² Environmental testing is performed at the satellite facility located at 168 Ayer Rd, Littleton, MA 01460