

WILD CAT

OWNER'S MANUAL

#6018567



INSTALLING BATTERIES

In the transmitter

The transmitter requires one 9-volt battery (not included).

1. Slide open battery door and place the battery in the transmitter as indicated by the polarity symbols (+ and -) marked inside.
2. Slide battery door all the way closed.





Battery note:

- Dispose of old batteries promptly and properly.
- Do not dispose of batteries in a fire.
- Do not mix old and new batteries or batteries of different types: alkaline, standard (carbon-zinc) or rechargeable (nickel-cadmium).
- Remove batteries during long periods of non-use. Always remove exhausted batteries from the toy.

In the truck

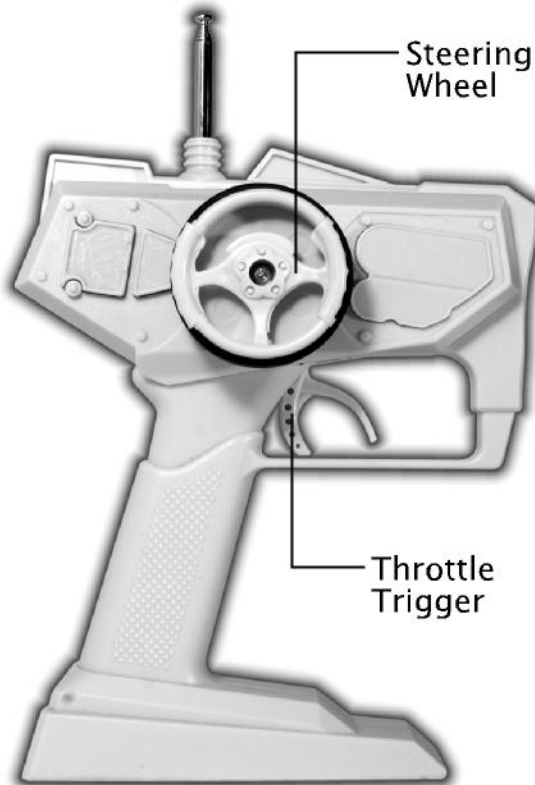
You can use 9.6V battery pack (not included) or six AA batteries (not included) for the truck.

1. Make sure the truck is turned Off.
2. Turn compartment latches on the bottom of the vehicle toward open.
3. Lift the battery door open.
4. Insert a fully charged 9.6V battery pack, or six AA batteries loaded in the supplied AA batteries compartment tray.
5. Attach the connector of the battery pack or battery tray with the truck's connector.
6. Replace the battery door and turn the latches closed



OPERATING THE TRUCK

1. Extend the antenna of transmitter to its full length.
2. Slide ON/OFF switch of transmitter and truck to ON.
3. Steering Wheel – Use the steering wheel to turn left and right. Release to drive straight.
4. Throttle Trigger – Drive the car using the throttle trigger to move forward and backward. Pull the trigger towards the handle to drive forward. Push the trigger away from the handle to drive backward. Release to stop.
5. Slide ON/OFF to OFF on the truck and transmitter after playing.



HINT

- Select Low/ High gear (under rear bumper) to High for driving on smooth surfaces, or to Low for driving on rougher surfaces.
- Wheel alignment: If the truck does not drive in a straight line when you release the steering wheel, adjust the wheel alignment control on the bottom of the truck. Turn the control toward R if the truck is pulling to the left, or toward L if the truck is pulling to the right.
- If you hear a loud pop while driving your truck, this is normal. The sound is made by the clutch that protects the gear box.
- If someone uses a CB nearby, it might interfere with your control of the truck. If this happens, move the truck and transmitter away from the CB.
- Running your truck continuously for long periods of time generates high heat levels, causing wear and tear on the motor. To keep heat levels down, let the truck cool for at least ten min before installing a new or newly charged battery.
- If the truck is running, but not responding to the transmitter, move closer to the truck.

THE FCC WANTS YOU TO KNOW

Your vehicle or transmitter might cause TV or radio interference even when it is operating properly. To determine whether your vehicle or transmitter is causing the interference, turn off your vehicle and release the transmitter's control levers. If the interference goes away, your vehicle or transmitter is the cause.

Try to eliminate the interference by:

- Moving your vehicle and transmitter away from the TV or radio.

If you cannot eliminate the interference, the FCC requires that you stop using your vehicle.

Changes or modifications to this unit not expressly approved by the party responsible for compliance could void the user's authority to operate the equipment.