





Photographs of the Test Configuration



Conducted Emission Test (Adapter Mode)




Conducted Emission Test (POE Mode)





Radiated Emission Below 1GHz Test (Adapter Mode)




Radiated Emission Below 1GHz Test (Adapter Mode)





Radiated Emission Below 1GHz Test (POE Mode)



Radiated Emission Below 1GHz Test (POE Mode)



Radiated Emission Above 1GHz Test (POE Mode)



Radiated Emission Above 1GHz Test (POE Mode)

