

EXHIBIT D - TEST SETUP PHOTOGRAPHS


Conducted Emissions - Front View (WAN only)




Conducted Emissions - Side View (WAN only)



Conducted Emissions - Front View (Co-Location)




Conducted Emissions - Side View (Co-Location)



Below 1 GHz: Spurious Radiated Emissions - Front View (WAN only)



Below 1 GHz: Spurious Radiated Emissions - Rear View (WAN only)



Above 1 GHz: Spurious Radiated Emissions - Front View (WAN only)




Above 1 GHz: Spurious Radiated Emissions - Rear View (WAN only)



Below 1 GHz: Spurious Radiated Emissions - Front View (Co-Location)



Below 1 GHz: Spurious Radiated Emissions - Rear View (Co-Location)



Above 1 GHz: Spurious Radiated Emissions - Front View (Co-Location)



Above 1 GHz: Spurious Radiated Emissions - Rear View (Co-Location)

