


EUT Test Setup Photographs

1.1 Radiated Spurious Emissions measured at 3 meters, 30 MHz to 1000 MHz, Front View




1.2 Radiated Spurious Emissions measured at 3 meters, 30 MHz to 1000 MHz, Rear View




1.3 Radiated Spurious Emissions measured at 1 meter, 1 GHz to 18 GHz, Front View




1.4 Radiated Spurious Emissions measured at 1 meter, 1 GHz to 18 GHz, Rear View




1.5 Radiated Spurious Emissions measured at 1 meter, 18 GHz to 26.5 GHz, Front View




1.6 Radiated Spurious Emissions measured at 1 meter, 18 GHz to 26.5 GHz, Rear View




1.7 Radiated Spurious Emissions measured at 1 meter, 26.5 GHz to 40 GHz, Front View



1.8 Radiated Spurious Emissions measured at 1 meter, 26.5 GHz to 40 GHz, Rear View



1.9 AC Line Conducted Emissions: 0.15 MHz to 30 MHz, Front View



1.10 AC Line Conducted Emissions: 0.15 MHz to 30 MHz, Side View

