


Conducted Emission

< MODE 1 >





Conducted Emission

< MODE 2 >





Radiated Emission

< 30 MHz ~ 1 GHz _ MODE 1 >





Radiated Emission

< (1 ~ 6) GHz _ MODE 1 >





Radiated Emission

< 30 MHz ~ 1 GHz _ MODE 2 >



Radiated Emission

< (1 ~ 6) GHz _ MODE 2 >



Antenna Power Conduction

