


---

## Conducted Emission

---

### MODE 1




## MODE 2





## Radiated Emission

< 30 MHz ~ 1 GHz > \_ MODE 1







< (1 ~ 6) GHz > \_ MODE 1



< 30 MHz ~ 1 GHz > \_ MODE 2



< (1 ~ 6) GHz > \_ MODE 2





---

## Antenna Power Conduction

---

### MODE 1

