

---

## Conducted Emission



---

### MODE 2




## Radiated Emission

< 30 MHz ~ 1 GHz > \_ MODE 1





< (1 ~ 6) GHz > \_ MODE 1







< 30 MHz ~ 1 GHz > \_ MODE 2



< (1 ~ 6) GHz > \_ MODE 2



---

## Antenna Power Conduction

---

### MODE 1

