

Certification Exhibit

**FCC ID: HSW-DNT900
IC: 4492A-DNT900**

**FCC Rule Part: 15.247
IC Radio Standards Specification: RSS-210**

ACS Report Number: 08-0361 - 15C

Manufacturer: Cirronet Inc.
Model: DNT900C, DNT900P

Test Set Up Photos



Figure 1: Radiated Emissions Test Set Up – Yagi Antenna



Figure 2: Radiated Emissions Test Set Up – Yagi Antenna




Figure 3: Radiated Emissions Test Set Up – Yagi Antenna



Figure 4: Radiated Emissions Test Set Up – Dipole Antenna



Figure 5: Radiated Emissions Test Set Up – Dipole Antenna




Figure 6: Radiated Emissions Test Set Up – Dipole Antenna




Figure 7: Conducted Emissions Test Set Up – Yagi Antenna



Figure 8: Conducted Emissions Test Set Up – Yagi Antenna



Figure 9: Conducted Emissions Test Set Up – Dipole Antenna



Figure 10: Conducted Emissions Test Set Up – Dipole Antenna