



SGS-CSTC Standards Technical Services Ltd.

No.198 Kezhu Road, Science Town Economic& Technology
Development District Guangzhou, China 510663

Telephone: +86 (0) 20 82155555

Fax: +86 (0) 20 82075059

Email: sgs_internet_operations@sgs.com

FEDERAL COMMUNICATIONS COMMISSION

Registration number: 282399

Report No.: SZEMO071103098RFI

Page: 1 of 13

FCC ID: HS9-51371SL

TEST REPORT

Application No. : SZEMO071103098RF
Applicant: Honeywell International Inc.
Manufacturer: VTech Communications Ltd
FCC ID: HS9-51371SL
Fundamental Carrier 916.8MHz
Equipment Under Test (EUT):
 Name: Landscape Push/Converter/Extender
 Model: 51371SL
 Band Name: Honeywell
Standards: FCC PART 15: 2007
Please refer to section 2 for further details.
Date of Receipt: 06 November 2007
Date of Test: 07 to 09 November 2007
Date of Issue: 15 November 2007

Test Result :	PASS *
----------------------	---------------

* In the configuration tested, the EUT complied with the standards specified above.

Authorized Signature:

Robinson Lo
Manager

The manufacturer should ensure that all products in series production are in conformity with the product sample detailed in this report. If the product in this report is used in any configuration other than that detailed in the report, the manufacturer must ensure the new system complies with all relevant standards. Any mention of SGS International Electrical Approvals or testing done by SGS International Electrical Approvals in connection with, distribution or use of the product described in this report must be approved by SGS International Electrical Approvals in writing.

The report must not be used by the client to claim product certification, approval, or endorsement by NVLAP, NIST, or any agency of the federal government. All test results in this report can be traceable to National or International Standards.

This document is issued by the Company under its General Conditions of Service printed overleaf or available on request and accessible at http://www.sgs.com/terms_and_conditions.htm. Attention is drawn to the limitation of liability, indemnification and jurisdiction issues defined therein. Any holder of this document is advised that information contained hereon reflects the Company's findings at the time of its intervention only and within the limits of Client's instructions, if any. The Company's sole responsibility is to its Client and this document does not exonerate parties to a transaction from exercising all their rights and obligations under the transaction documents. Any unauthorized alteration, forgery or falsification of the content or appearance of this document is unlawful and offenders may be prosecuted to the fullest extent of the law. Unless otherwise stated the results shown in this test report refer only to the sample(s) tested. This document cannot be reproduced except in full, without prior approval of the Company.



SGS-CSTC Standards Technical Services Ltd.

Report No.: SZEMO071103098RFI

Page: 2 of 13

2 Test Summary

Test	Test Requirement	Standard Paragraph	Result
Flied Strength of Fundamental	FCC PART 15 : 2007	Section 15.249 (a)	PASS
Flied Strength of Harmornics or other Frequency	FCC PART 15 : 2007	Section 15.249 (a) Section 15.209	PASS
Occupied Bandwidth	FCC PART 15 : 2007	Section 15.249	PASS
Band Edges Measurement	FCC PART 15 : 2007	Section 15.249 (d)	PASS

Remark:

The EUT can work with Premium Portable Wireless Chime (Model:51360SL) and Décor Mix and Match Wireless Chime Base (Model: 51365SL) together.

FCC ID: HS9-51371SL

This document is issued by the Company under its General Conditions of Service printed overleaf or available on request and accessible at http://www.sgs.com/terms_and_conditions.htm. Attention is drawn to the limitation of liability, indemnification and jurisdiction issues defined therein. Any holder of this document is advised that information contained hereon reflects the Company's findings at the time of its intervention only and within the limits of Client's instructions, if any. The Company's sole responsibility is to its Client and this document does not exonerate parties to a transaction from exercising all their rights and obligations under the transaction documents. Any unauthorized alteration, forgery or falsification of the content or appearance of this document is unlawful and offenders may be prosecuted to the fullest extent of the law." Unless otherwise stated the results shown in this test report refer only to the sample(s) tested. This document cannot be reproduced except in full, without prior approval of the Company.



SGS-CSTC Standards Technical Services Ltd.

Report No.: SZEMO071103098RFI

Page: 3 of 13

3 Contents

	Page
1 COVER PAGE	1
2 TEST SUMMARY	2
3 CONTENTS	3
4 GENERAL INFORMATION	4
4.1 CLIENT INFORMATION	4
4.2 GENERAL DESCRIPTION OF E.U.T.	4
4.3 DESCRIPTION OF SUPPORT UNITS	4
4.4 STANDARDS APPLICABLE FOR TESTING	4
4.5 TEST LOCATION	4
4.6 OTHER INFORMATION REQUESTED BY THE CUSTOMER	4
4.7 TEST FACILITY	5
5 TEST RESULTS	6
5.1 TEST INSTRUMENTS	6
5.2 E.U.T. OPERATION	6
5.3 TEST PROCEDURE & MEASUREMENT DATA	7
5.3.1 <i>Radiated Emissions</i>	7
5.3.2 <i>Occupied Bandwidth & Band Edge</i>	12-13

FCC ID: HS9-51371SL

This document is issued by the Company under its General Conditions of Service printed overleaf or available on request and accessible at http://www.sgs.com/terms_and_conditions.htm. Attention is drawn to the limitation of liability, indemnification and jurisdiction issues defined therein. Any holder of this document is advised that information contained hereon reflects the Company's findings at the time of its intervention only and within the limits of Client's instructions, if any. The Company's sole responsibility is to its Client and this document does not exonerate parties to a transaction from exercising all their rights and obligations under the transaction documents. Any unauthorized alteration, forgery or falsification of the content or appearance of this document is unlawful and offenders may be prosecuted to the fullest extent of the law." Unless otherwise stated the results shown in this test report refer only to the sample(s) tested. This document cannot be reproduced except in full, without prior approval of the Company.



4 General Information

4.1 Client Information

Applicant Name: Honeywell International Inc.
Applicant Address: 1985 Douglas Drive, Golden Valley Minnesota United States
Manufacturer: VTech Communications Ltd
Manufacturer Address: Xia Ling Bei Management Zone, Liaobu District, Dongguan City, Guangdong, China

4.2 General Description of E.U.T.

Product Name: Landscape Push/Converter/Extender
Model: 51371SL
Power Supply: 3V DC('CR2032' Size Battery)
Power Cord: N/A-

4.3 Description of Support Units

The EUT was tested as an independent unit: Landscape Push/Converter/Extender.

4.4 Standards Applicable for Testing

The customer requested FCC tests for a 916.8MHz Landscape Push/Converter/Extender.
The standard used was FCC PART 15, SUBPART C (2007) section 15.249.

4.5 Test Location

All tests were performed at:

SGS-CSTC Standards Technical Services Co., Ltd., Guangzhou EMC Laboratory, No.198 Kezhu Road, Science Town Economic& Technology Development District Guangzhou, China 510663

Tel: +86 20 82155555 Fax: +86 20 82075059

No tests were sub-contracted.

4.6 Other Information Requested by the Customer

None.

FCC ID: HS9-51371SL

This document is issued by the Company under its General Conditions of Service printed overleaf or available on request and accessible at http://www.sgs.com/terms_and_conditions.htm. Attention is drawn to the limitation of liability, indemnification and jurisdiction issues defined therein. Any holder of this document is advised that information contained hereon reflects the Company's findings at the time of its intervention only and within the limits of Client's instructions, if any. The Company's sole responsibility is to its Client and this document does not exonerate parties to a transaction from exercising all their rights and obligations under the transaction documents. Any unauthorized alteration, forgery or falsification of the content or appearance of this document is unlawful and offenders may be prosecuted to the fullest extent of the law." Unless otherwise stated the results shown in this test report refer only to the sample(s) tested. This document cannot be reproduced except in full, without prior approval of the Company.



4.7 Test Facility

The test facility is recognized, certified, or accredited by the following organizations:

- **NVLAP – Lab Code: 200611-0**
SGS-CSTC Standards Technical Services Co., Ltd., Guangzhou EMC Laboratory is recognized under the National Voluntary Laboratory Accreditation Program (NVLAP/NIST). NVLAP Code: 200611-0.
- **ACA**
SGS-CSTC Standards Technical Services Co., Ltd., EMC Laboratory can also perform testing for the Australian C-Tick mark as a result of our NVLAP accreditation.
- **VCCI**
The 3m Semi-anechoic chamber and Shielded Room (7.5m x 4.0m x 3.0m) of SGS-CSTC Standards Technical Services Co., Ltd. have been registered in accordance with the Regulations for Voluntary Control Measures with Registration No.: R-2197 and C-2383 respectively.
Date of Registration: September 29, 2005. Valid until September 28, 2008.
- **SGS UK(Certificate No.: 32), SGS-TUV SAARLAND and SGS-FIMKO**
Have approved SGS-CSTC Standards Technical Services Co., Ltd., EMC Laboratory as a supplier of EMC TESTING SERVICES and SAFETY TESTING SERVICES.
- **CNAS L0167**
SGS-CSTC Standards Technical Services Co., Ltd., EMC Laboratory has been assessed and in compliance with CNAS-CL01:2006 accreditation criteria for testing laboratories (identical to ISO/IEC 17025:2005 General Requirements) for the Competence of Testing Laboratories.
- **FCC – Registration No.: 556682**
SGS-CSTC Standards Technical Services Co., Ltd., Shenzhen EMC Laboratory has been registered and fully described in a report filed with the (FCC) Federal Communications Commission. The acceptance letter from the FCC is maintained in our files. Registration 556682, Aug. 04, 2005
- **Industry Canada (IC)**
The 3m Semi-anechoic chamber of SGS-CSTC Standards Technical Services Co., Ltd. has been registered by Certification and Engineering Bureau of Industry Canada for radio equipment testing with Registration No.: 6002.



5 Test Results

5.1 Test Instruments

R&TTE RE in Chamber						
Item	Test Equipment	Manufacturer	Model No.	Inventory No.	Cal.Date (dd-mm-yy)	Cal.Due date (dd-mm-yy)
1	3m Semi-Anechoic Chamber	ETS-LINDGREN	N/A	SEL0017	16-06-2007	15-06-2009
2	EMI Test Receiver	Rohde & Schwarz	ESIB26	SEL0023	14-12-2006	13-12-2007
3	EMI Test software	AUDIX	E3	SEL0050	N/A	N/A
4	Coaxial cable	SGS	N/A	SEL0028	01-06-2007	31-05-2008
5	Coaxial cable	SGS	N/A	SEL0027	20-10-2007	19-10-2008
6	BiConiLog Antenna (26-3000MHz)	ETS-LINDGREN	3142C	SEL0015	03-04-2007	02-04-2008
7	EMI Test Receiver	Rohde & Schwarz	ESCI	SEL0022	27-06-2007	26-06-2008
8	Active Loop Antenna	Beijing Daze	ZN30900A	SEL0097	15-06-2007	14-06-2008

5.2 E.U.T. Operation

Input voltage: 3.0V DC ('CR2032' Size Battery)

Operating Environment:

Temperature: 24.0 °C

Humidity: 52 % RH

Atmospheric Pressure: 1012 mbar

EUT Operation: Test in transmitting mode with 916.8MHz

FCC ID: HS9-51371SL

This document is issued by the Company under its General Conditions of Service printed overleaf or available on request and accessible at http://www.sgs.com/terms_and_conditions.htm. Attention is drawn to the limitation of liability, indemnification and jurisdiction issues defined therein. Any holder of this document is advised that information contained hereon reflects the Company's findings at the time of its intervention only and within the limits of Client's instructions, if any. The Company's sole responsibility is to its Client and this document does not exonerate parties to a transaction from exercising all their rights and obligations under the transaction documents. Any unauthorized alteration, forgery or falsification of the content or appearance of this document is unlawful and offenders may be prosecuted to the fullest extent of the law." Unless otherwise stated the results shown in this test report refer only to the sample(s) tested. This document cannot be reproduced except in full, without prior approval of the Company.



5.3 Test Procedure & Measurement Data

5.3.1 Radiated Emissions

5.3.1.1 Test in transmitting mode

Test Requirement: FCC Part15 C
Test Method: Based on FCC Part15 C Section 15.249
Test Date: 07 November 2007
Measurement Distance: 3m (Semi-Anechoic Chamber)
Frequency range: 30 MHz – 10GHz for transmitting mode.
Test instrumentation resolution bandwidth
120 kHz (30 MHz - 1000 MHz), 1 MHz (1000 M – 25GHz)
Operation: Receive antenna scan height 1 - 4 m, polarization Vertical/
Horizontal

Requirements:

Fundamental Frequency (MHz)	Field Strength of Fundamental (dBuV/m @ 3m)	Field Strength of Harmonics and Spurious Emissions (dBuV/m @ 3m)
902 to 928	94.0	54.0
2400 to 2483.5	94.0	54.0
5725 to 5875	94.0	54.0
24000 to 24250	108.0	68.0

The fundamental frequency of the EUT is 916.8MHz

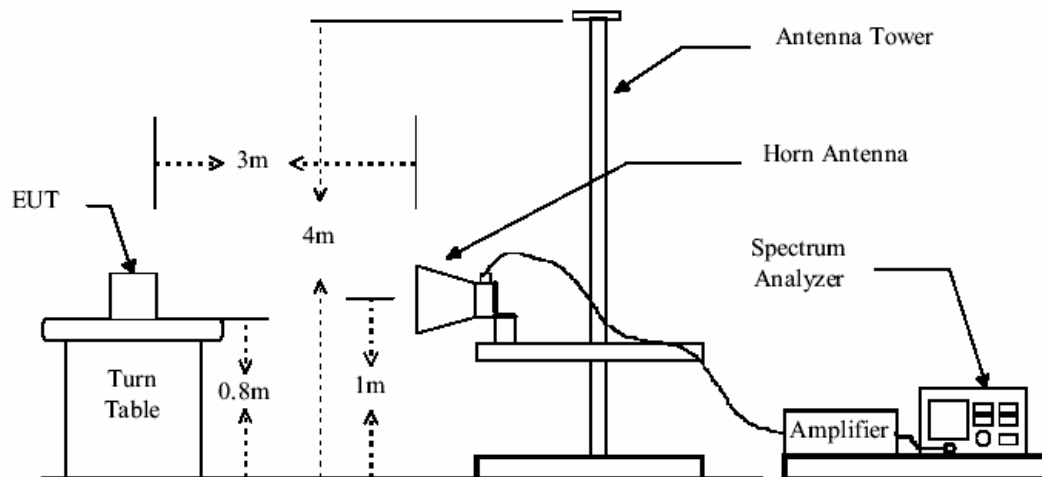
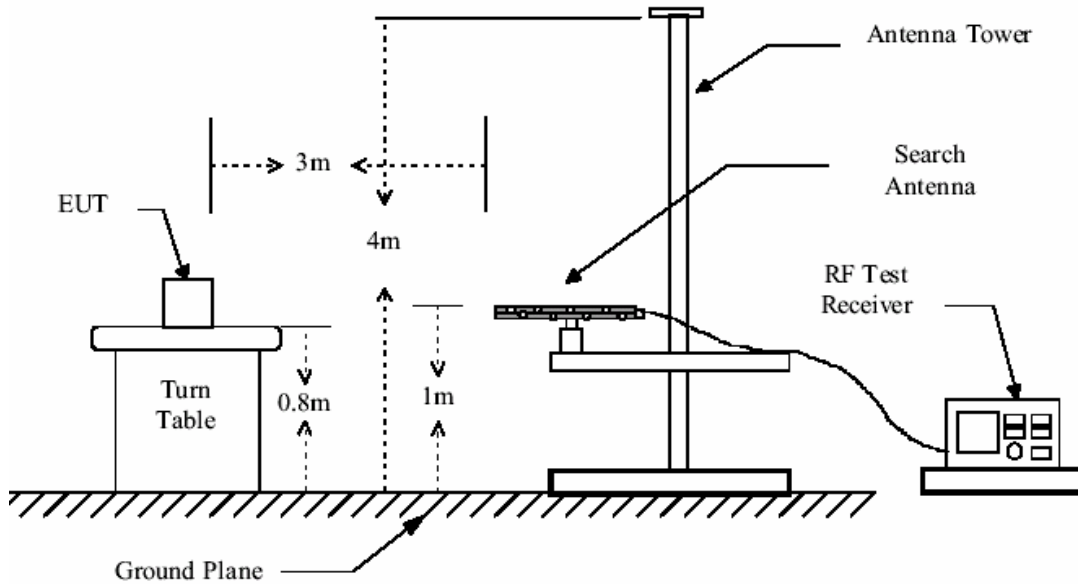
The limit for average field strength dBuV/m for the fundamental frequency = 94.0 dBuV/m.

No fundamental is allowed in the restricted bands.

The limit for average field strength dBuV/m for the harmonics and spurious frequencies = 54.0 dBuV/m. Spurious in the restricted bands must be less than 54.0 dBuV/m or 15.209.

Test Procedure: The procedure used was ANSI Standard C63.4-2003. The receiver was scanned from 30MHz to 25GHz. When an emission was found, the table was rotated to produce the maximum signal strength. An initial pre-scan was performed for in peak detection mode using the receiver. The EUT was measured for both the Horizontal and Vertical polarities and performed a pre-test three orthogonal planes. For intentional radiators, measurements of the variation of the input power or the radiated signal level of the fundamental frequency component of the emission, as appropriate, shall be performed with the supply voltage varied between 85% and 115% of the nominal rated supply voltage. The worst case emissions were reported.

Test Configuration:



FCC ID: HS9-51371SL

This document is issued by the Company under its General Conditions of Service printed overleaf or available on request and accessible at http://www.sgs.com/terms_and_conditions.htm. Attention is drawn to the limitation of liability, indemnification and jurisdiction issues defined therein. Any holder of this document is advised that information contained hereon reflects the Company's findings at the time of its intervention only and within the limits of Client's instructions, if any. The Company's sole responsibility is to its Client and this document does not exonerate parties to a transaction from exercising all their rights and obligations under the transaction documents. Any unauthorized alteration, forgery or falsification of the content or appearance of this document is unlawful and offenders may be prosecuted to the fullest extent of the law. Unless otherwise stated the results shown in this test report refer only to the sample(s) tested. This document cannot be reproduced except in full, without prior approval of the Company.



SGS-CSTC Standards Technical Services Ltd.

Report No.: SZEMO071103098RFI

Page: 9 of 13

The field strength is calculated by adding the Antenna Factor, Cable Factor & Peramplifier . The basic equation with a sample calculation is as follows:

Final Test Level = Receiver Reading + Antenna Factor + Cable Factor – Peramplifier Factor

The following test results were performed on the EUT:

Fundamental emission

Peak Measurement

Test Frequency (MHz)	Measuring Level (dBuV/m)		Limits (dBuV/m)	Margin (dB)	
	Vertical	Horizontal		Vertical	Horizontal
916.8	86.9	92.7	114.0	27.1	21.3
Average Measurement					
916.8	86.9	92.7	94.0	7.1	1.3

(2). Harmonics & Spurious Emissions

Peak and Average Measurement

Test Frequency (MHz)	Measuring Level (dBuV/m)		Limits (dBuV/m)	Margin (dB)	
	Vertical	Horizontal		Vertical	Horizontal
1828	50.48	44.90	54.0	3.52	9.10
2288	37.99	40.69	54.0	16.01	13.31
2864	39.10	40.26	54.0	14.90	13.74
3540	38.56	39.55	54.0	15.44	14.45
4284	38.15	41.42	54.0	15.85	12.58

FCC ID: HS9-51371SL

This document is issued by the Company under its General Conditions of Service printed overleaf or available on request and accessible at http://www.sgs.com/terms_and_conditions.htm. Attention is drawn to the limitation of liability, indemnification and jurisdiction issues defined therein. Any holder of this document is advised that information contained hereon reflects the Company's findings at the time of its intervention only and within the limits of Client's instructions, if any. The Company's sole responsibility is to its Client and this document does not exonerate parties to a transaction from exercising all their rights and obligations under the transaction documents. Any unauthorized alteration, forgery or falsification of the content or appearance of this document is unlawful and offenders may be prosecuted to the fullest extent of the law." Unless otherwise stated the results shown in this test report refer only to the sample(s) tested. This document cannot be reproduced except in full, without prior approval of the Company.



SGS-CSTC Standards Technical Services Ltd.

Report No.: SZEMO071103098RFI

Page: 10 of 13

Other Emission

Vertical

Frequency (MHz)	Cable Loss (dB)	Antenna Factor (dB/m)	Preamplifier Factor (dB)	Read Level (dBuV)	Level (dBuV/m)	Limit Line (dBuV/m)	Over Limit (dB)
87.230	1.10	8.45	27.96	37.55	19.14	40.00	-20.86
114.390	1.24	8.30	27.74	42.38	24.18	43.50	-19.32
231.760	1.58	11.73	27.00	32.05	18.36	46.00	-27.64
495.600	2.59	17.80	27.70	26.39	19.08	46.00	-26.92
724.520	2.98	21.60	27.19	25.28	22.67	46.00	-23.33

Horizontal

Frequency (MHz)	Cable Loss (dB)	Antenna Factor (dB/m)	Preamplifier Factor (dB)	Read Level (dBuV)	Level (dBuV/m)	Limit Line (dBuV/m)	Over Limit (dB)
114.390	1.24	8.30	27.74	38.39	20.19	43.50	-23.31
129.910	1.28	7.70	27.61	34.66	16.03	43.50	-27.47
230.790	1.58	11.70	27.00	31.51	17.79	46.00	-28.21
325.850	1.99	14.83	26.92	25.55	15.45	46.00	-30.55
499.480	2.59	17.80	27.71	26.97	19.65	46.00	-26.35
694.450	2.89	21.56	27.30	26.60	23.75	46.00	-22.25

FCC ID: HS9-51371SL

This document is issued by the Company under its General Conditions of Service printed overleaf or available on request and accessible at http://www.sgs.com/terms_and_conditions.htm. Attention is drawn to the limitation of liability, indemnification and jurisdiction issues defined therein. Any holder of this document is advised that information contained hereon reflects the Company's findings at the time of its intervention only and within the limits of Client's instructions, if any. The Company's sole responsibility is to its Client and this document does not exonerate parties to a transaction from exercising all their rights and obligations under the transaction documents. Any unauthorized alteration, forgery or falsification of the content or appearance of this document is unlawful and offenders may be prosecuted to the fullest extent of the law." Unless otherwise stated the results shown in this test report refer only to the sample(s) tested. This document cannot be reproduced except in full, without prior approval of the Company.



SGS-CSTC Standards Technical Services Ltd.

Report No.: SZEMO071103098RFI

Page: 11 of 13

Remark:

- 1). For this intentional radiator operates below 10 GHz, the spectrum shall be investigated to the tenth harmonic of the highest fundamental frequency. And above the fifth harmonic of this intentional radiator, the disturbance is very low. So the test result only displays to 4th harmonic.
- 2). According to 15.249 (e) As shown in Section 15.35(b), for frequencies above 1000 MHz, the above field strength limits are based on average limits. However, the peak field strength of any emission shall not exceed the maximum permitted average limits specified above by more than 20 dB under any condition of modulation.

TEST RESULTS: The unit does meet the FCC requirements.

FCC ID: HS9-51371SL

This document is issued by the Company under its General Conditions of Service printed overleaf or available on request and accessible at http://www.sgs.com/terms_and_conditions.htm. Attention is drawn to the limitation of liability, indemnification and jurisdiction issues defined therein. Any holder of this document is advised that information contained hereon reflects the Company's findings at the time of its intervention only and within the limits of Client's instructions, if any. The Company's sole responsibility is to its Client and this document does not exonerate parties to a transaction from exercising all their rights and obligations under the transaction documents. Any unauthorized alteration, forgery or falsification of the content or appearance of this document is unlawful and offenders may be prosecuted to the fullest extent of the law." Unless otherwise stated the results shown in this test report refer only to the sample(s) tested. This document cannot be reproduced except in full, without prior approval of the Company.



5.3.2 Occupied Bandwidth & Band Edge

Test Requirement: FCC Part 15 C

Test Method: Based on FCC Part 15 C Section 15.249:

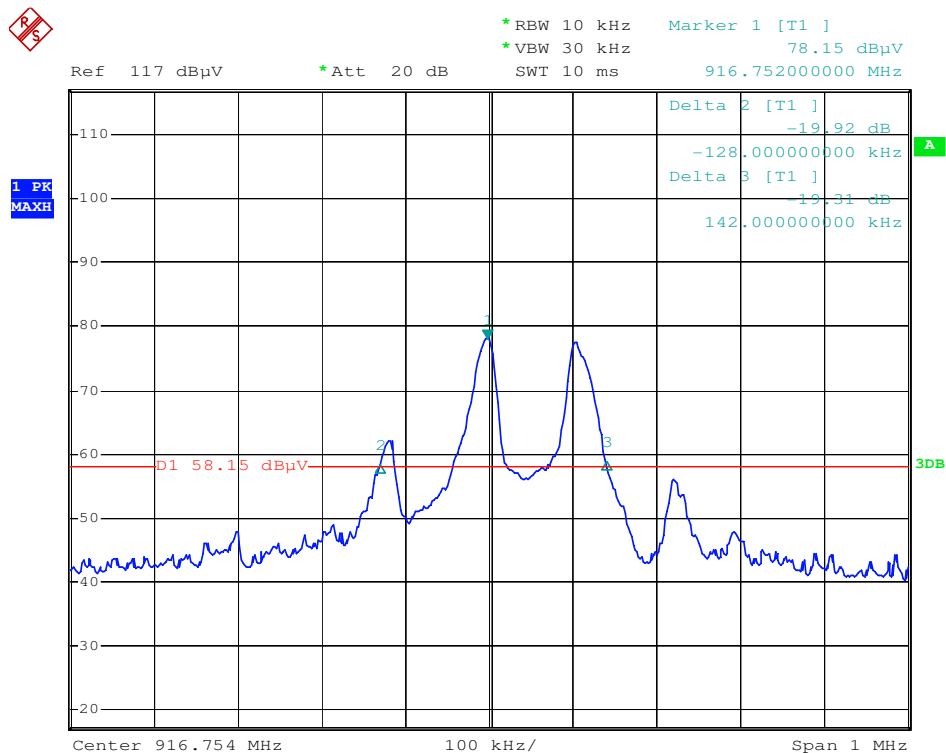
Operation within the band 902 – 928MHz

Test Date: 08 November 2007

Requirements: 15.249 (d) Emissions radiated outside of the specified frequency bands, except for harmonics, shall be attenuated by at least 50 dB below the level of the fundamental or to the general radiated emission limits in Section 15.209, whichever is the lesser attenuation.

Method of measurement: A small sample of the transmitter output was fed into the Spectrum Analyzer and the attached plot was taken. The vertical is set to 10dB per division. The horizontal scale is set to 100KHz per division.

The occupied bandwidth as below:



Date: 26.NOV.2007 13:38:20

FCC ID: HS9-51371SL

This document is issued by the Company under its General Conditions of Service printed overleaf or available on request and accessible at http://www.sgs.com/terms_and_conditions.htm. Attention is drawn to the limitation of liability, indemnification and jurisdiction issues defined therein. Any holder of this document is advised that information contained hereon reflects the Company's findings at the time of its intervention only and within the limits of Client's instructions, if any. The Company's sole responsibility is to its Client and this document does not exonerate parties to a transaction from exercising all their rights and obligations under the transaction documents. Any unauthorized alteration, forgery or falsification of the content or appearance of this document is unlawful and offenders may be prosecuted to the fullest extent of the law." Unless otherwise stated the results shown in this test report refer only to the sample(s) tested. This document cannot be reproduced except in full, without prior approval of the Company.

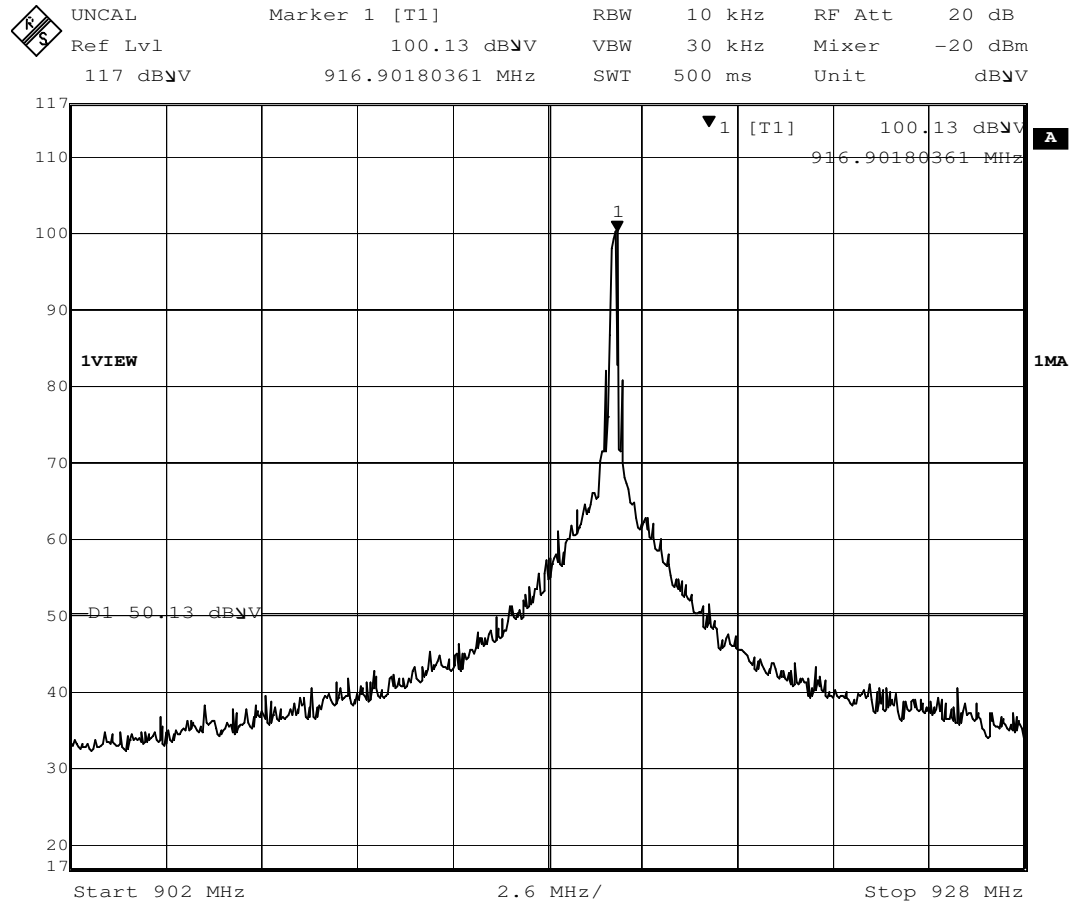


SGS-CSTC Standards Technical Services Ltd.

Report No.: SZEMO071103098RFI

Page: 13 of 13

(2). Band Edge:



Date: 8.NOV.2007 10:40:50

The results: The unit does meet the FCC requirements.

FCC ID: HS9-51371SL

This document is issued by the Company under its General Conditions of Service printed overleaf or available on request and accessible at http://www.sgs.com/terms_and_conditions.htm. Attention is drawn to the limitation of liability, indemnification and jurisdiction issues defined therein. Any holder of this document is advised that information contained hereon reflects the Company's findings at the time of its intervention only and within the limits of Client's instructions, if any. The Company's sole responsibility is to its Client and this document does not exonerate parties to a transaction from exercising all their rights and obligations under the transaction documents. Any unauthorized alteration, forgery or falsification of the content or appearance of this document is unlawful and offenders may be prosecuted to the fullest extent of the law." Unless otherwise stated the results shown in this test report refer only to the sample(s) tested. This document cannot be reproduced except in full, without prior approval of the Company.