

Appendix A. Test Setup Photos



EUT (Acer Wireless Power Bank)




Pond Wireless Charging (back cover)



WPC back cover with Iphone5




The Iphone5 with WPC back cover is placed on the EUT during the test.




Definition of Test Position

<E&H-field Test Setup Photos>


1. The equipment under test was placed on a wooden desk inside of shield room. The isotropic field probe was used to measure the field strength for 6 EUT surfaces, and during measurement a separation of 10cm is maintained between EUT surface and the center of the field probe.
2. The center position of EUT can refer the sensor datasheet.




Position A




Position B




Position C




Position D



Position E



Position F



Position G (without charging cable)