

## #01 T-Coil\_GSM850\_Voice\_Ch128\_Axial (Z)

**DUT: 172802-02**

Communication System: GSM850; Frequency: 824.2 MHz; Duty Cycle: 1:8.3

Medium: Air Medium parameters used:  $\sigma = 0$  mho/m,  $\epsilon_r = 1$ ;  $\rho = 1$  kg/m<sup>3</sup>

Ambient Temperature : 22.5 °C

DASY4 Configuration:

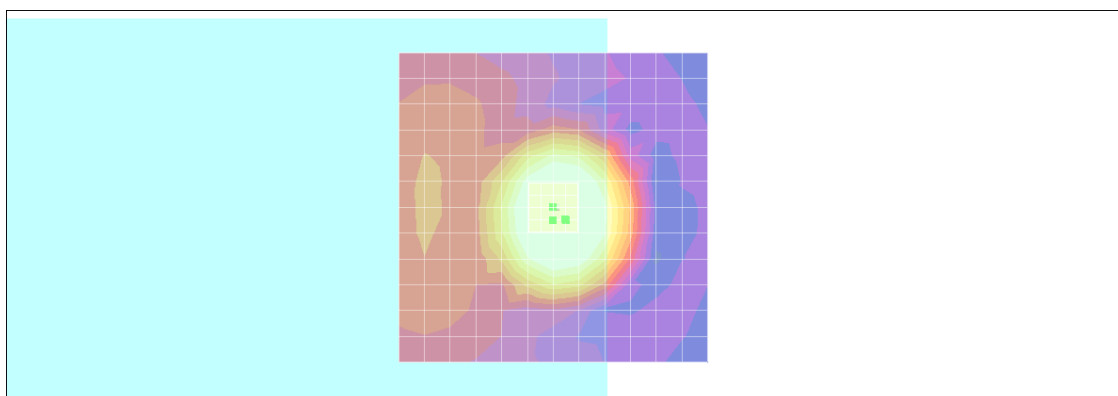
- Probe: AM1DV2 - 1038; ; Calibrated: 2011/1/18
- Sensor-Surface: 0mm (Fix Surface)
- Electronics: DAE4 Sn1279; Calibrated: 2011/6/17
- Phantom: HAC Test Arch with AMCC; Type: SD HAC P01 BA;
- Measurement SW: DASY4, V4.7 Build 80; Postprocessing SW: SEMCAD, V1.8 Build 186

### Scans/z (axial) fine 2mm 8 x 8/ABM SNR(x,y,z) (5x5x1):

ABM1/ABM2 = 22.6 dB

ABM1 comp = 7.10 dB A/m

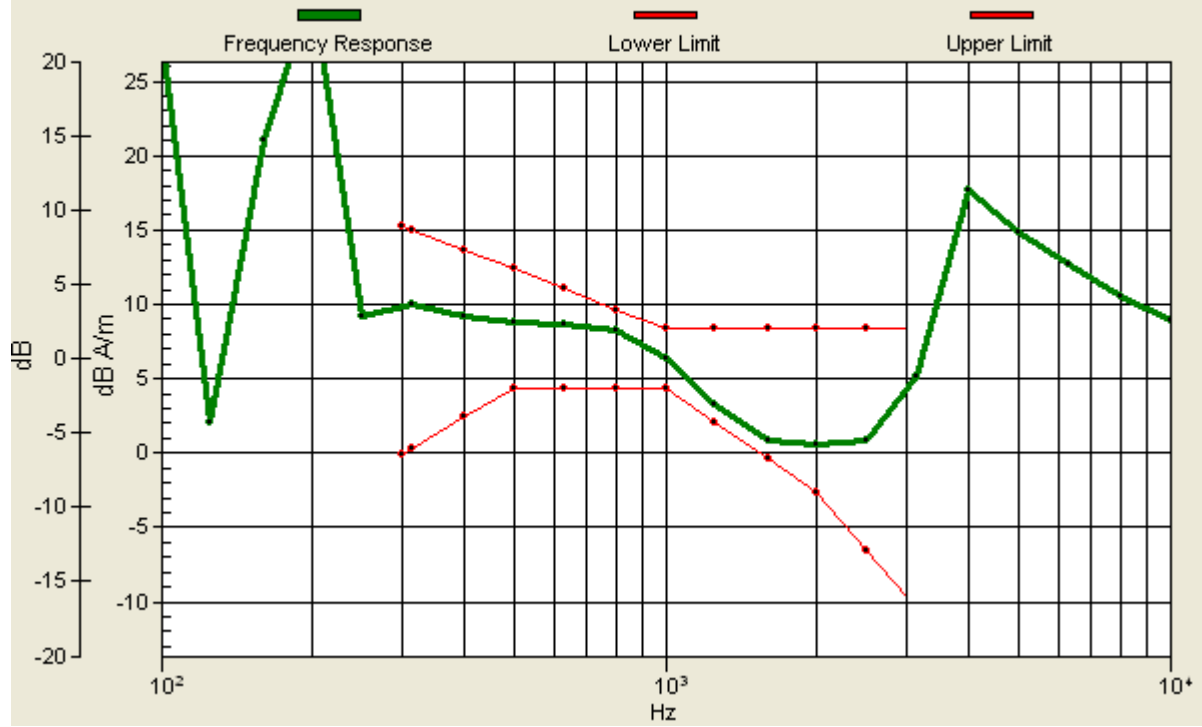
Location: -2, 2, 3.7 mm



0 dB = 1.00A/m

# Scans/z (axial) wideband at best S/N/ABM Freq Resp(x,y,z,f)

Loc: -2, 2, 3.7 mm Diff: 1.16dB



## #01 T-Coil\_GSM850\_Voice\_Ch128\_Radial 1 (X)

**DUT: 172802-02**

Communication System: GSM850; Frequency: 824.2 MHz; Duty Cycle: 1:8.3

Medium: Air Medium parameters used:  $\sigma = 0$  mho/m,  $\epsilon_r = 1$ ;  $\rho = 1$  kg/m<sup>3</sup>

Ambient Temperature : 22.5 °C

DASY4 Configuration:

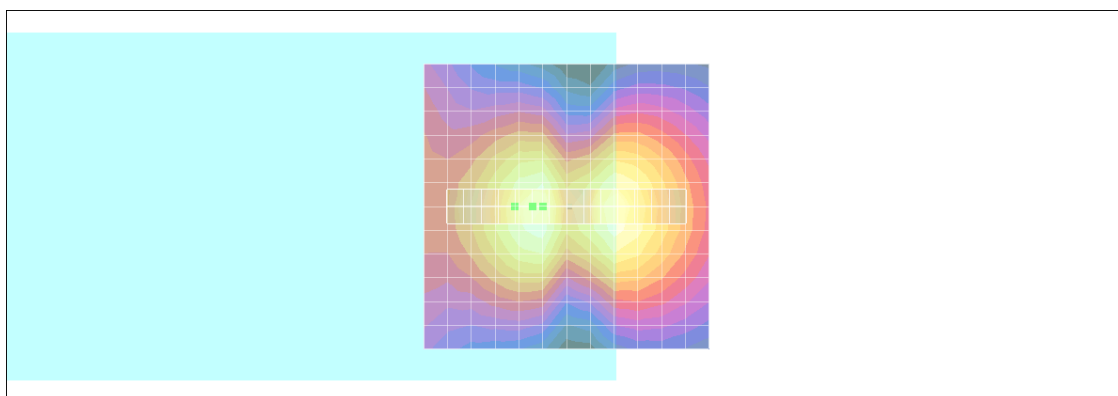
- Probe: AM1DV2 - 1038; ; Calibrated: 2011/1/18
- Sensor-Surface: 0mm (Fix Surface)
- Electronics: DAE4 Sn1279; Calibrated: 2011/6/17
- Phantom: HAC Test Arch with AMCC; Type: SD HAC P01 BA;
- Measurement SW: DASY4, V4.7 Build 80; Postprocessing SW: SEMCAD, V1.8 Build 186

**Scans/x (longitudinal) fine 3mm 42 x 6/ABM SNR(x,y,z) (15x3x1):**

ABM1/ABM2 = 24.9 dB

ABM1 comp = -2.82 dB A/m

Location: 9, 0, 3.7 mm



0 dB = 1.00A/m

**#01 T-Coil\_GSM850\_Voice\_Ch128\_Radial 2 (Y)**

**DUT: 172802-02**

Communication System: GSM850; Frequency: 824.2 MHz; Duty Cycle: 1:8.3

Medium: Air Medium parameters used:  $\sigma = 0$  mho/m,  $\epsilon_r = 1$ ;  $\rho = 1$  kg/m<sup>3</sup>

Ambient Temperature : 22.5 °C

DASY4 Configuration:

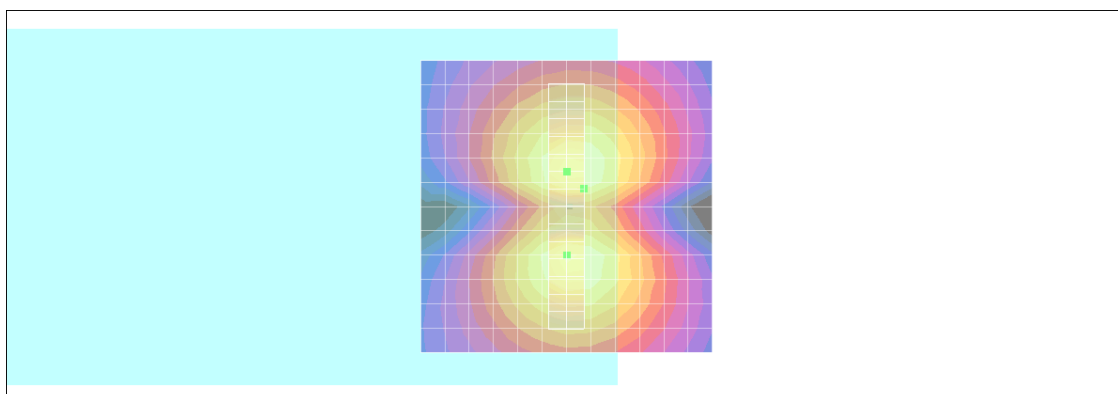
- Probe: AM1DV2 - 1038; ; Calibrated: 2011/1/18
- Sensor-Surface: 0mm (Fix Surface)
- Electronics: DAE4 Sn1279; Calibrated: 2011/6/17
- Phantom: HAC Test Arch with AMCC; Type: SD HAC P01 BA;
- Measurement SW: DASY4, V4.7 Build 80; Postprocessing SW: SEMCAD, V1.8 Build 186

**Scans/y (transversal) fine 3mm 6 x 42/ABM SNR(x,y,z) (3x15x1):**

ABM1/ABM2 = 29.4 dB

ABM1 comp = -3.77 dB A/m

Location: -3, -3, 3.7 mm



0 dB = 1.00A/m

## #02 T-Coil\_GSM850\_Voice\_Ch189\_Axial (Z)

**DUT: 172802-02**

Communication System: GSM850; Frequency: 836.4 MHz; Duty Cycle: 1:8.3

Medium: Air Medium parameters used:  $\sigma = 0$  mho/m,  $\epsilon_r = 1$ ;  $\rho = 1$  kg/m<sup>3</sup>

Ambient Temperature : 22.4 °C

DASY4 Configuration:

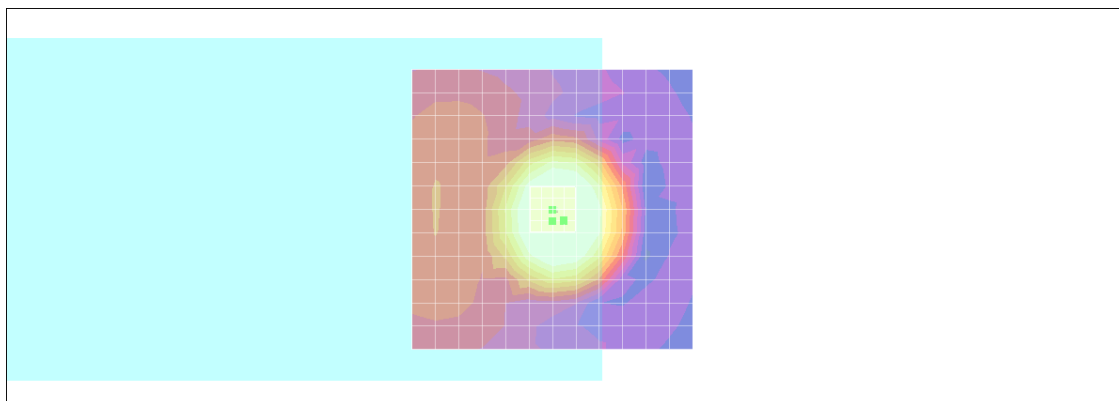
- Probe: AM1DV2 - 1038; ; Calibrated: 2011/1/18
- Sensor-Surface: 0mm (Fix Surface)
- Electronics: DAE4 Sn1279; Calibrated: 2011/6/17
- Phantom: HAC Test Arch with AMCC; Type: SD HAC P01 BA;
- Measurement SW: DASY4, V4.7 Build 80; Postprocessing SW: SEMCAD, V1.8 Build 186

### Scans/z (axial) fine 2mm 8 x 8/ABM SNR(x,y,z) (5x5x1):

ABM1/ABM2 = 23.6 dB

ABM1 comp = 7.66 dB A/m

Location: -2, 2, 3.7 mm



0 dB = 1.00A/m

# Scans/z (axial) wideband at best S/N/ABM Freq Resp(x,y,z,f)

Loc: -2, 2, 3.7 mm Diff: 1.19dB



## #02 T-Coil\_GSM850\_Voice\_Ch189\_Radial 1 (X)

**DUT: 172802-02**

Communication System: GSM850; Frequency: 836.4 MHz; Duty Cycle: 1:8.3

Medium: Air Medium parameters used:  $\sigma = 0$  mho/m,  $\epsilon_r = 1$ ;  $\rho = 1$  kg/m<sup>3</sup>

Ambient Temperature : 22.4 °C

DASY4 Configuration:


- Probe: AM1DV2 - 1038; ; Calibrated: 2011/1/18
- Sensor-Surface: 0mm (Fix Surface)
- Electronics: DAE4 Sn1279; Calibrated: 2011/6/17
- Phantom: HAC Test Arch with AMCC; Type: SD HAC P01 BA;
- Measurement SW: DASY4, V4.7 Build 80; Postprocessing SW: SEMCAD, V1.8 Build 186

**Scans/x (longitudinal) fine 3mm 42 x 6/ABM SNR(x,y,z) (15x3x1):**

ABM1/ABM2 = 25.3 dB

ABM1 comp = -2.94 dB A/m

Location: 9, 3, 3.7 mm



0 dB = 1.00A/m

## #02 T-Coil\_GSM850\_Voice\_Ch189\_Radial 2 (Y)

**DUT: 172802-02**

Communication System: GSM850; Frequency: 836.4 MHz; Duty Cycle: 1:8.3

Medium: Air Medium parameters used:  $\sigma = 0$  mho/m,  $\epsilon_r = 1$ ;  $\rho = 1$  kg/m<sup>3</sup>

Ambient Temperature : 22.4 °C

DASY4 Configuration:

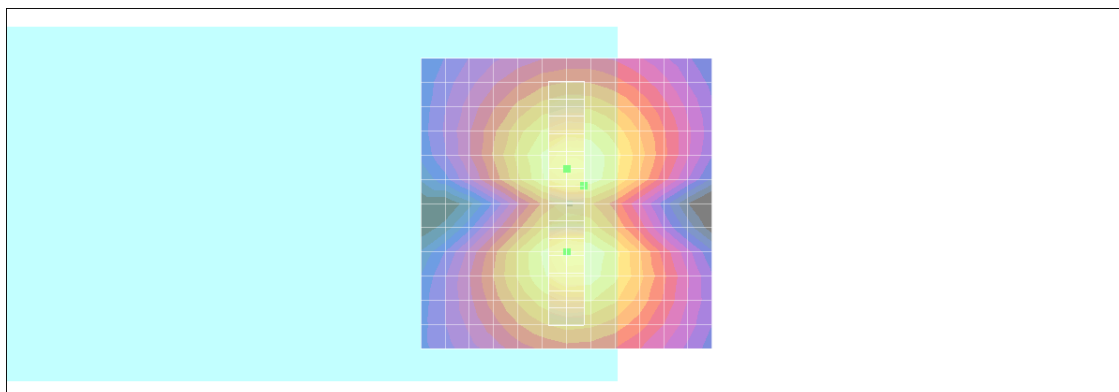
- Probe: AM1DV2 - 1038; ; Calibrated: 2011/1/18
- Sensor-Surface: 0mm (Fix Surface)
- Electronics: DAE4 Sn1279; Calibrated: 2011/6/17
- Phantom: HAC Test Arch with AMCC; Type: SD HAC P01 BA;
- Measurement SW: DASY4, V4.7 Build 80; Postprocessing SW: SEMCAD, V1.8 Build 186

**Scans/y (transversal) fine 3mm 6 x 42/ABM SNR(x,y,z) (3x15x1):**

ABM1/ABM2 = 29.5 dB

ABM1 comp = -3.82 dB A/m

Location: -3, -3, 3.7 mm



0 dB = 1.00A/m



### #03 T-Coil\_GSM850\_Voice\_Ch251\_Axial (Z)

**DUT: 172802-02**

Communication System: GSM850; Frequency: 848.8 MHz; Duty Cycle: 1:8.3

Medium: Air Medium parameters used:  $\sigma = 0$  mho/m,  $\epsilon_r = 1$ ;  $\rho = 1$  kg/m<sup>3</sup>

Ambient Temperature : 22.4 °C

DASY4 Configuration:

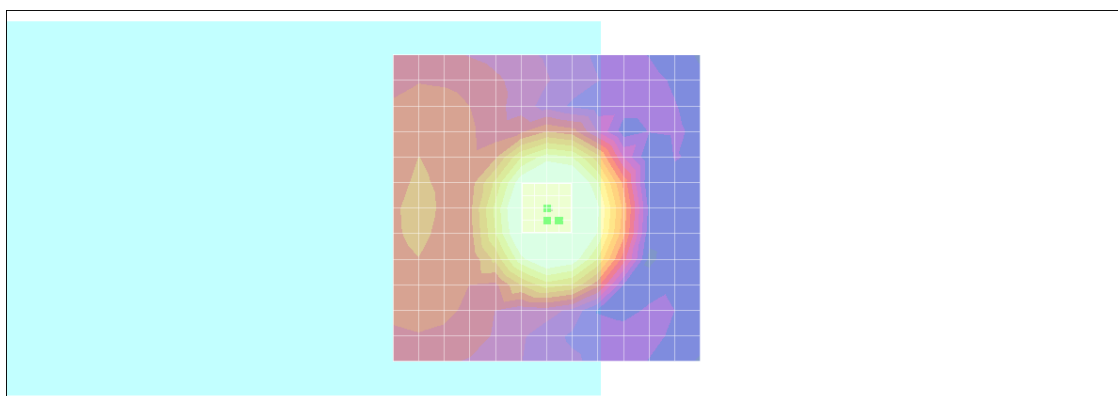
- Probe: AM1DV2 - 1038; ; Calibrated: 2011/1/18
- Sensor-Surface: 0mm (Fix Surface)
- Electronics: DAE4 Sn1279; Calibrated: 2011/6/17
- Phantom: HAC Test Arch with AMCC; Type: SD HAC P01 BA;
- Measurement SW: DASY4, V4.7 Build 80; Postprocessing SW: SEMCAD, V1.8 Build 186

#### Scans/z (axial) fine 2mm 8 x 8/ABM SNR(x,y,z) (5x5x1):

ABM1/ABM2 = 21.9 dB

ABM1 comp = 6.70 dB A/m

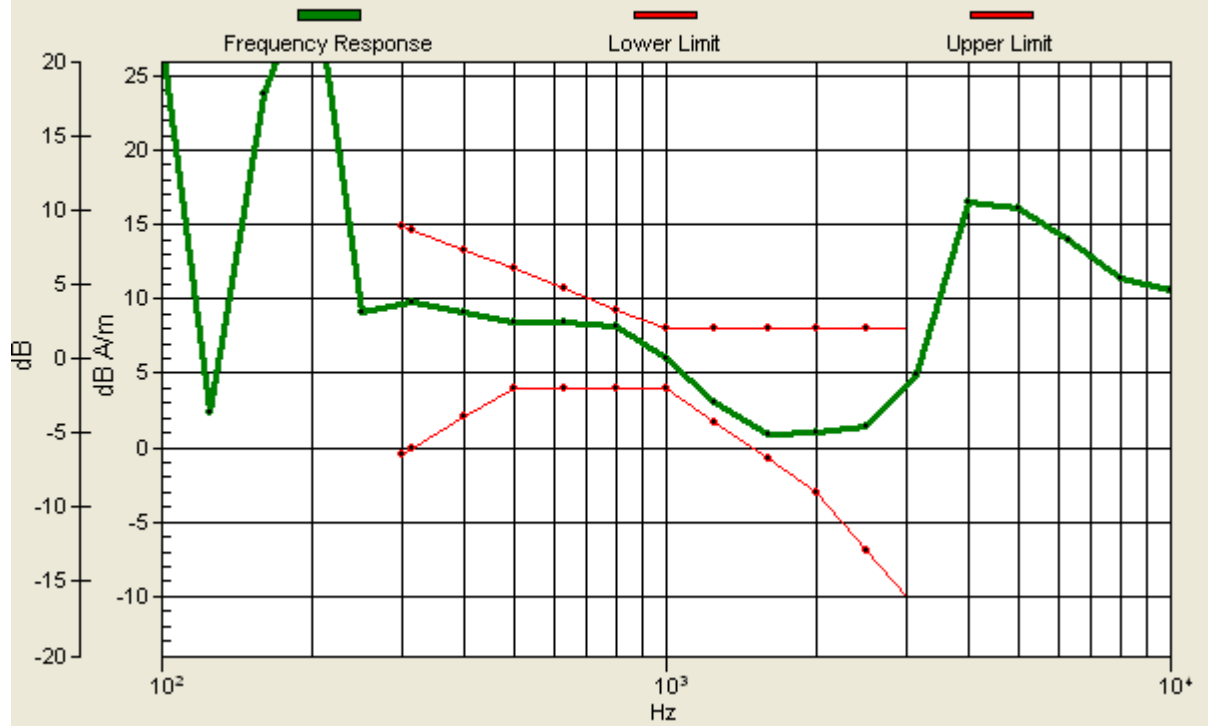
Location: -2, 2, 3.7 mm



0 dB = 1.00A/m

# Scans/z (axial) wideband at best S/N/ABM Freq Resp(x,y,z,f)

Loc: -2, 2, 3.7 mm Diff: 1.1dB



### #03 T-Coil\_GSM850\_Voice\_Ch251\_Radial 1 (X)

**DUT: 172802-02**

Communication System: GSM850; Frequency: 848.8 MHz; Duty Cycle: 1:8.3

Medium: Air Medium parameters used:  $\sigma = 0$  mho/m,  $\epsilon_r = 1$ ;  $\rho = 1$  kg/m<sup>3</sup>

Ambient Temperature : 22.4 °C

DASY4 Configuration:

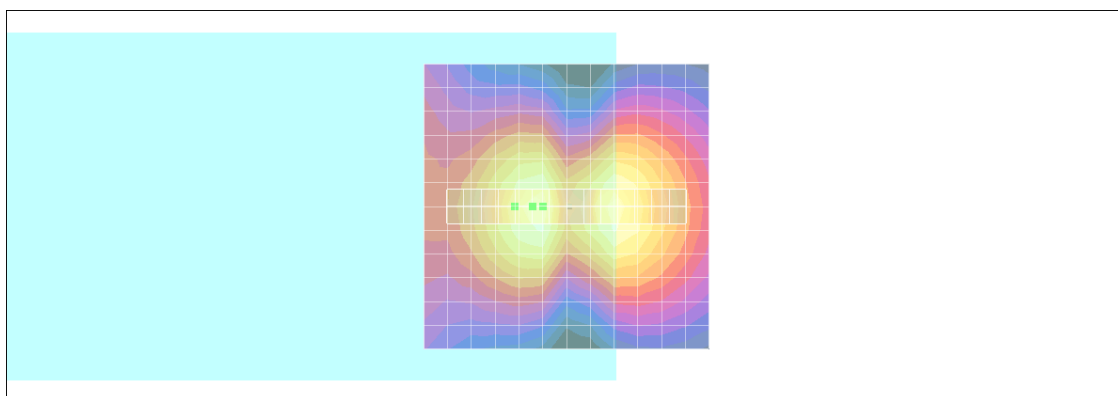
- Probe: AM1DV2 - 1038; ; Calibrated: 2011/1/18
- Sensor-Surface: 0mm (Fix Surface)
- Electronics: DAE4 Sn1279; Calibrated: 2011/6/17
- Phantom: HAC Test Arch with AMCC; Type: SD HAC P01 BA;
- Measurement SW: DASY4, V4.7 Build 80; Postprocessing SW: SEMCAD, V1.8 Build 186

**Scans/x (longitudinal) fine 3mm 42 x 6/ABM SNR(x,y,z) (15x3x1):**

ABM1/ABM2 = 24.8 dB

ABM1 comp = -2.96 dB A/m

Location: 9, 0, 3.7 mm



0 dB = 1.00A/m

### #03 T-Coil\_GSM850\_Voice\_Ch251\_Radial 2 (Y)

**DUT: 172802-02**

Communication System: GSM850; Frequency: 848.8 MHz; Duty Cycle: 1:8.3

Medium: Air Medium parameters used:  $\sigma = 0$  mho/m,  $\epsilon_r = 1$ ;  $\rho = 1$  kg/m<sup>3</sup>

Ambient Temperature : 22.4 °C

DASY4 Configuration:

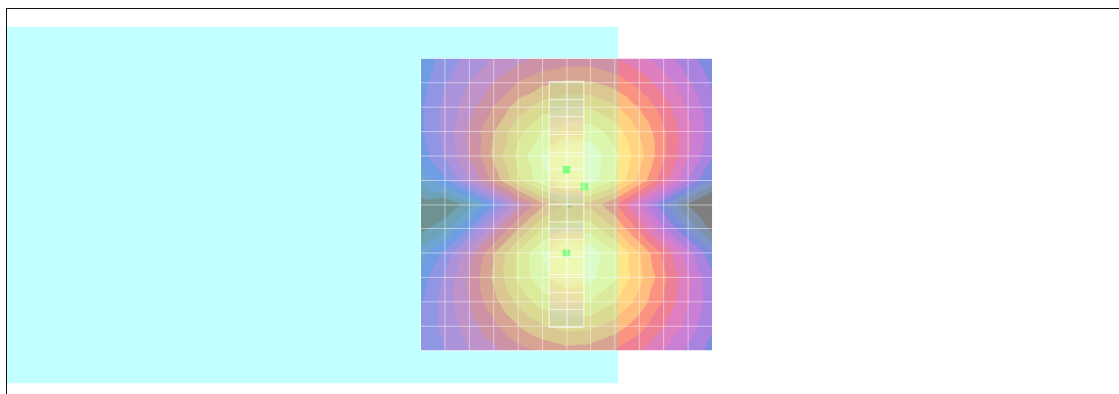
- Probe: AM1DV2 - 1038; ; Calibrated: 2011/1/18
- Sensor-Surface: 0mm (Fix Surface)
- Electronics: DAE4 Sn1279; Calibrated: 2011/6/17
- Phantom: HAC Test Arch with AMCC; Type: SD HAC P01 BA;
- Measurement SW: DASY4, V4.7 Build 80; Postprocessing SW: SEMCAD, V1.8 Build 186

**Scans/y (transversal) fine 3mm 6 x 42/ABM SNR(x,y,z) (3x15x1):**

ABM1/ABM2 = 29.2 dB

ABM1 comp = -4.62 dB A/m

Location: -3, -3, 3.7 mm



0 dB = 1.00A/m

## #04 T-Coil\_GSM1900\_Voice\_Ch512\_Axial (Z)

**DUT: 172802-02**

Communication System: PCS; Frequency: 1850.2 MHz; Duty Cycle: 1:8.3

Medium: Air Medium parameters used:  $\sigma = 0$  mho/m,  $\epsilon_r = 1$ ;  $\rho = 1$  kg/m<sup>3</sup>

Ambient Temperature : 22.4 °C

DASY4 Configuration:

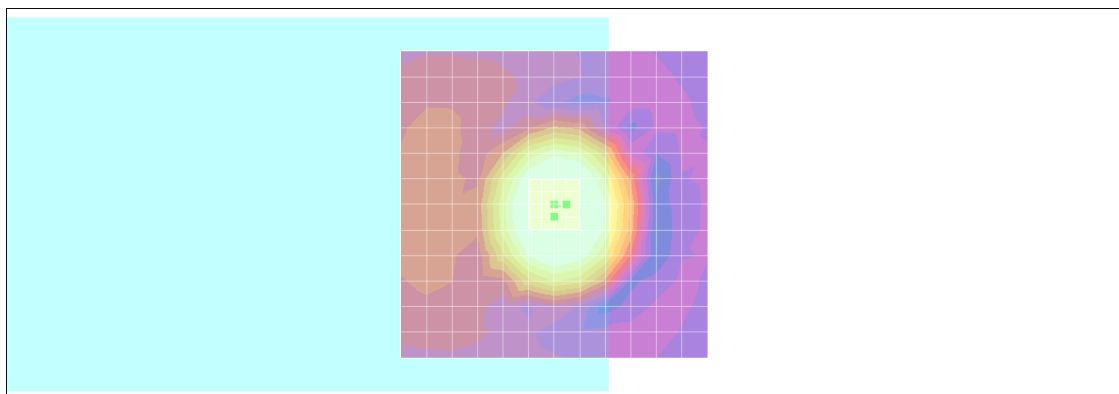
- Probe: AM1DV2 - 1038; ; Calibrated: 2011/1/18
- Sensor-Surface: 0mm (Fix Surface)
- Electronics: DAE4 Sn1279; Calibrated: 2011/6/17
- Phantom: HAC Test Arch with AMCC; Type: SD HAC P01 BA;
- Measurement SW: DASY4, V4.7 Build 80; Postprocessing SW: SEMCAD, V1.8 Build 186

### Scans/z (axial) fine 2mm 8 x 8/ABM SNR(x,y,z) (5x5x1):

ABM1/ABM2 = 25.9 dB

ABM1 comp = 7.02 dB A/m

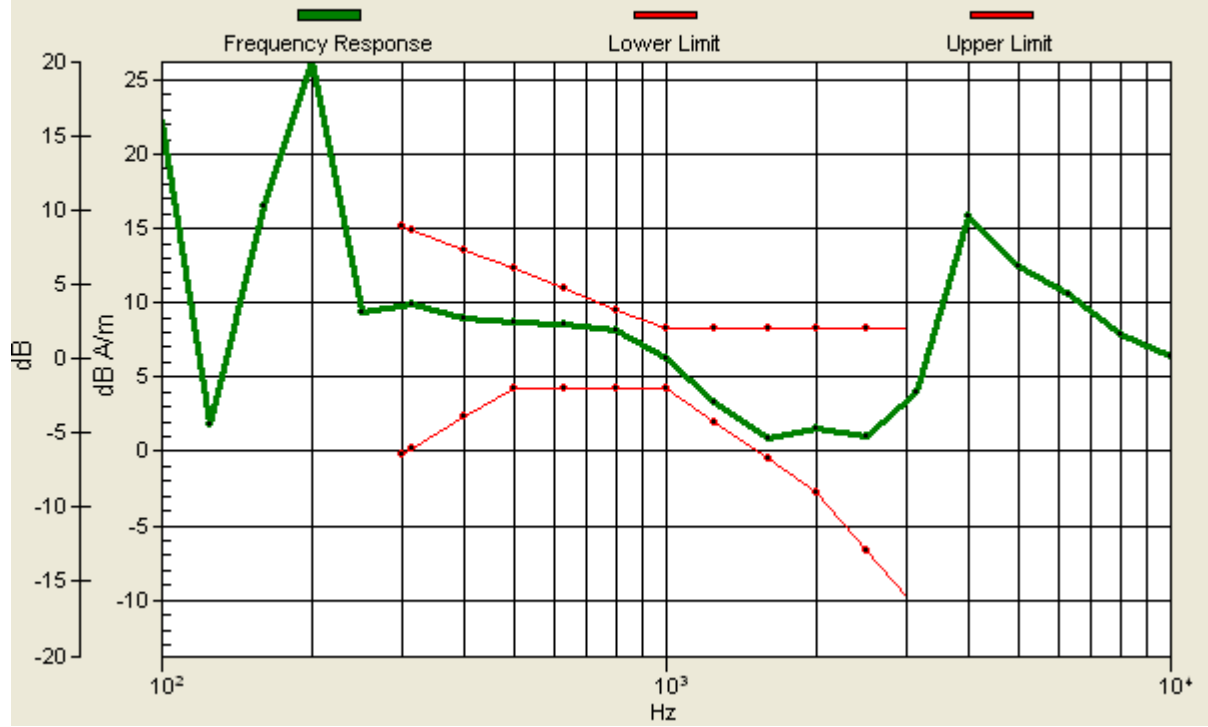
Location: -2, 0, 3.7 mm



0 dB = 1.00A/m

# Scans/z (axial) wideband at best S/N/ABM Freq Resp(x,y,z,f)

Loc: -2, 0, 3.7 mm Diff: 1.25dB



## #04 T-Coil\_GSM1900\_Voice\_Ch512\_Radial 1 (X)

**DUT: 172802-02**

Communication System: PCS; Frequency: 1850.2 MHz; Duty Cycle: 1:8.3

Medium: Air Medium parameters used:  $\sigma = 0$  mho/m,  $\epsilon_r = 1$ ;  $\rho = 1$  kg/m<sup>3</sup>

Ambient Temperature : 22.4 °C

DASY4 Configuration:

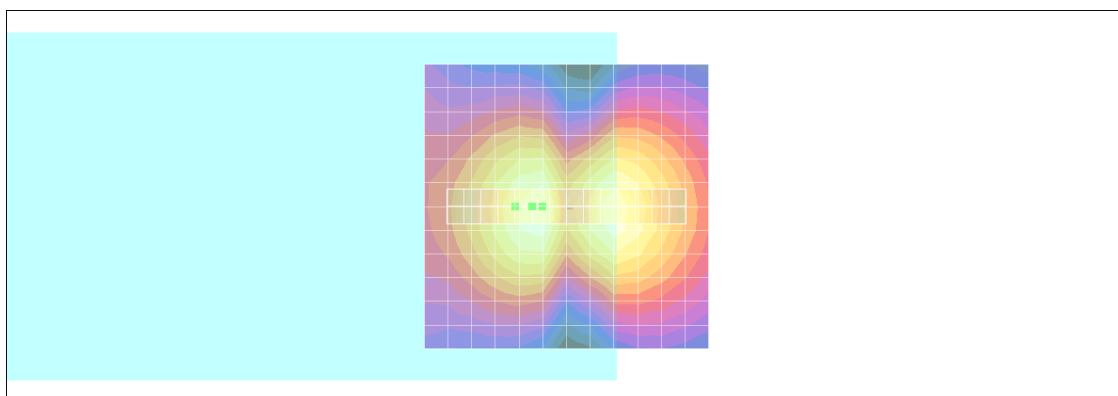
- Probe: AM1DV2 - 1038; ; Calibrated: 2011/1/18
- Sensor-Surface: 0mm (Fix Surface)
- Electronics: DAE4 Sn1279; Calibrated: 2011/6/17
- Phantom: HAC Test Arch with AMCC; Type: SD HAC P01 BA;
- Measurement SW: DASY4, V4.7 Build 80; Postprocessing SW: SEMCAD, V1.8 Build 186

**Scans/x (longitudinal) fine 3mm 42 x 6/ABM SNR(x,y,z) (15x3x1):**

ABM1/ABM2 = 27.7 dB

ABM1 comp = -2.54 dB A/m

Location: 9, 0, 3.7 mm



0 dB = 1.00A/m

## #04 T-Coil\_GSM1900\_Voice\_Ch512\_Radial 2 (Y)

**DUT: 172802-02**

Communication System: PCS; Frequency: 1850.2 MHz; Duty Cycle: 1:8.3

Medium: Air Medium parameters used:  $\sigma = 0$  mho/m,  $\epsilon_r = 1$ ;  $\rho = 1$  kg/m<sup>3</sup>

Ambient Temperature : 22.4 °C

DASY4 Configuration:

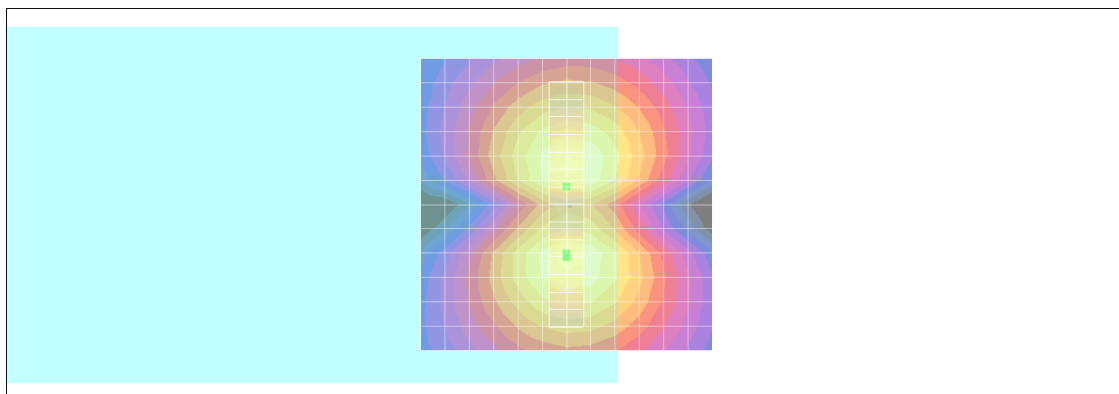
- Probe: AM1DV2 - 1038; ; Calibrated: 2011/1/18
- Sensor-Surface: 0mm (Fix Surface)
- Electronics: DAE4 Sn1279; Calibrated: 2011/6/17
- Phantom: HAC Test Arch with AMCC; Type: SD HAC P01 BA;
- Measurement SW: DASY4, V4.7 Build 80; Postprocessing SW: SEMCAD, V1.8 Build 186

**Scans/y (transversal) fine 3mm 6 x 42/ABM SNR(x,y,z) (3x15x1):**

ABM1/ABM2 = 30.4 dB

ABM1 comp = -3.76 dB A/m

Location: 0, -3, 3.7 mm



0 dB = 1.00A/m



## #05 T-Coil\_GSM1900\_Voice\_Ch661\_Axial (Z)

**DUT: 172802-02**

Communication System: PCS; Frequency: 1880 MHz; Duty Cycle: 1:8.3

Medium: Air Medium parameters used:  $\sigma = 0$  mho/m,  $\epsilon_r = 1$ ;  $\rho = 1$  kg/m<sup>3</sup>

Ambient Temperature : 22.5 °C

DASY4 Configuration:

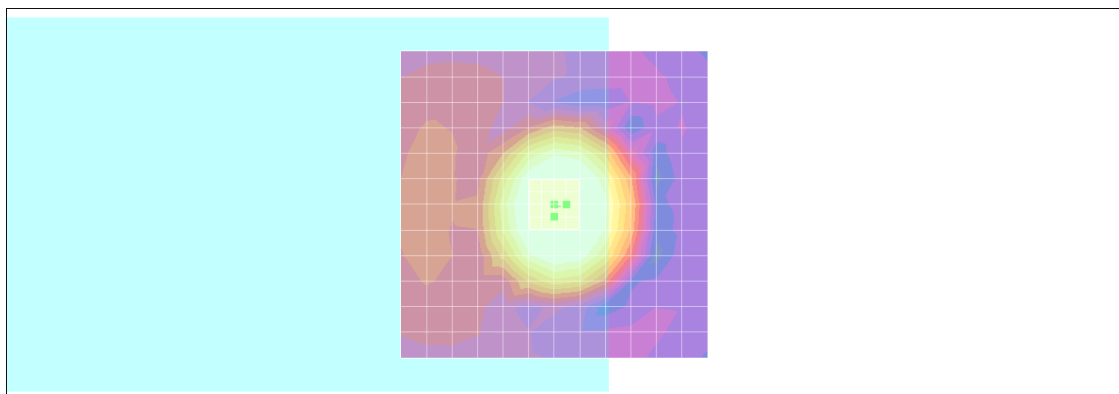
- Probe: AM1DV2 - 1038; ; Calibrated: 2011/1/18
- Sensor-Surface: 0mm (Fix Surface)
- Electronics: DAE4 Sn1279; Calibrated: 2011/6/17
- Phantom: HAC Test Arch with AMCC; Type: SD HAC P01 BA;
- Measurement SW: DASY4, V4.7 Build 80; Postprocessing SW: SEMCAD, V1.8 Build 186

### Scans/z (axial) fine 2mm 8 x 8/ABM SNR(x,y,z) (5x5x1):

ABM1/ABM2 = 25.7 dB

ABM1 comp = 6.93 dB A/m

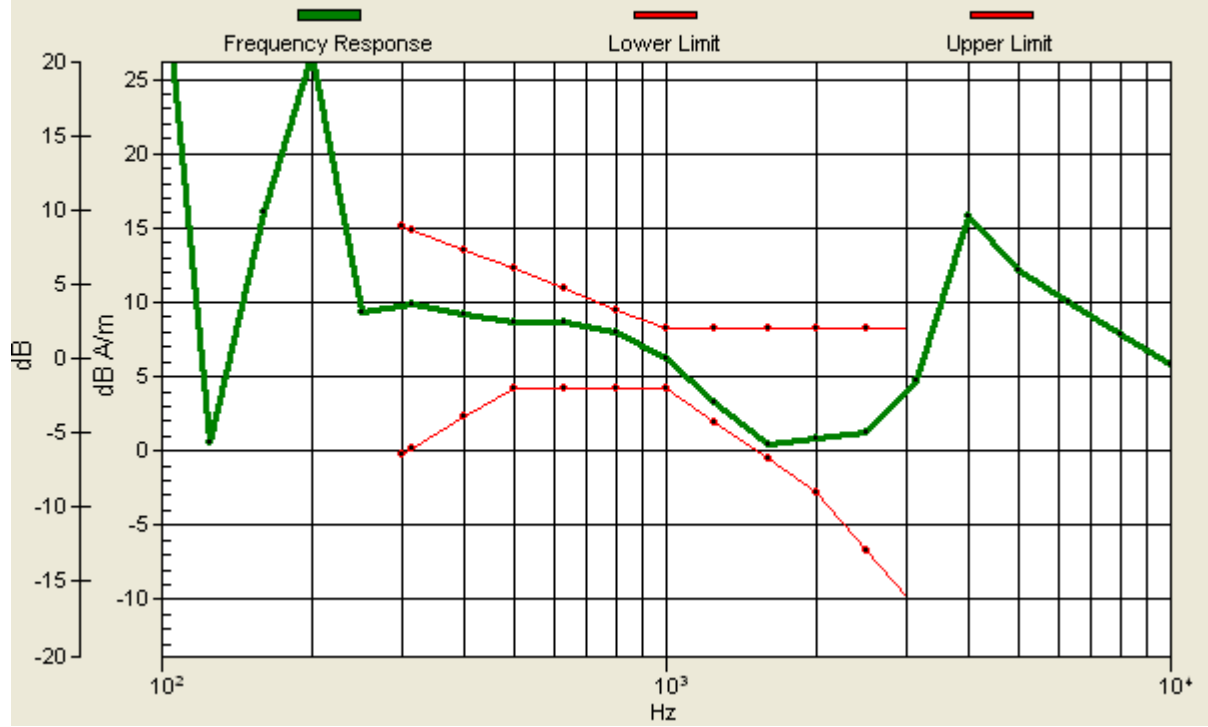
Location: -2, 0, 3.7 mm



0 dB = 1.00A/m

# Scans/z (axial) wideband at best S/N/ABM Freq Resp(x,y,z,f)

Loc: -2, 0, 3.7 mm Diff: 0.9dB



## #05 T-Coil\_GSM1900\_Voice\_Ch661\_Radial 1 (X)

**DUT: 172802-02**

Communication System: PCS; Frequency: 1880 MHz; Duty Cycle: 1:8.3

Medium: Air Medium parameters used:  $\sigma = 0$  mho/m,  $\epsilon_r = 1$ ;  $\rho = 1$  kg/m<sup>3</sup>

Ambient Temperature : 22.5 °C

DASY4 Configuration:

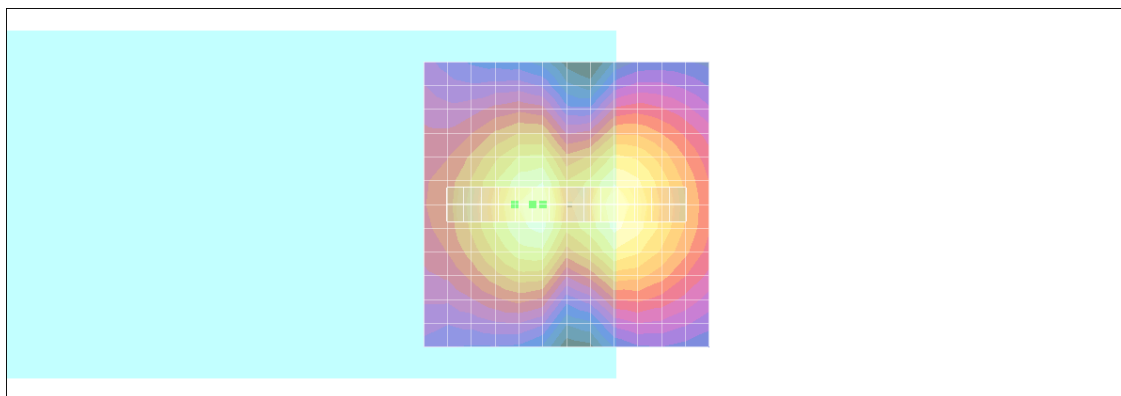
- Probe: AM1DV2 - 1038; ; Calibrated: 2011/1/18
- Sensor-Surface: 0mm (Fix Surface)
- Electronics: DAE4 Sn1279; Calibrated: 2011/6/17
- Phantom: HAC Test Arch with AMCC; Type: SD HAC P01 BA;
- Measurement SW: DASY4, V4.7 Build 80; Postprocessing SW: SEMCAD, V1.8 Build 186

**Scans/x (longitudinal) fine 3mm 42 x 6/ABM SNR(x,y,z) (15x3x1):**

ABM1/ABM2 = 27.7 dB

ABM1 comp = -2.85 dB A/m

Location: 9, 0, 3.7 mm



0 dB = 1.00A/m

## #05 T-Coil\_GSM1900\_Voice\_Ch661\_Radial 2 (Y)

**DUT: 172802-02**

Communication System: PCS; Frequency: 1880 MHz; Duty Cycle: 1:8.3

Medium: Air Medium parameters used:  $\sigma = 0$  mho/m,  $\epsilon_r = 1$ ;  $\rho = 1$  kg/m<sup>3</sup>

Ambient Temperature : 22.5 °C

DASY4 Configuration:

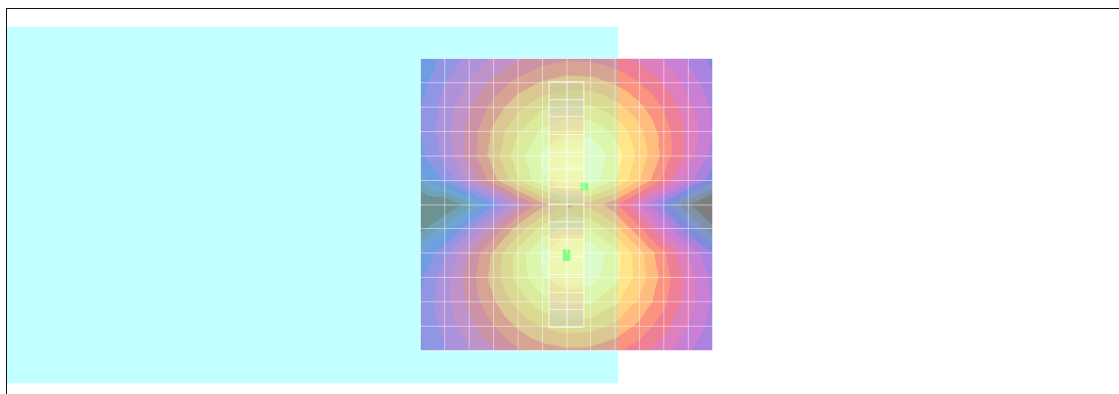
- Probe: AM1DV2 - 1038; ; Calibrated: 2011/1/18
- Sensor-Surface: 0mm (Fix Surface)
- Electronics: DAE4 Sn1279; Calibrated: 2011/6/17
- Phantom: HAC Test Arch with AMCC; Type: SD HAC P01 BA;
- Measurement SW: DASY4, V4.7 Build 80; Postprocessing SW: SEMCAD, V1.8 Build 186

**Scans/y (transversal) fine 3mm 6 x 42/ABM SNR(x,y,z) (3x15x1):**

ABM1/ABM2 = 30.1 dB

ABM1 comp = -4.52 dB A/m

Location: -3, -3, 3.7 mm



0 dB = 1.00A/m

## #06 T-Coil\_GSM1900\_Voice\_Ch810\_Axial (Z)

**DUT: 172802-02**

Communication System: PCS; Frequency: 1909.8 MHz; Duty Cycle: 1:8.3

Medium: Air Medium parameters used:  $\sigma = 0$  mho/m,  $\epsilon_r = 1$ ;  $\rho = 1$  kg/m<sup>3</sup>

Ambient Temperature : 22.4 °C

DASY4 Configuration:

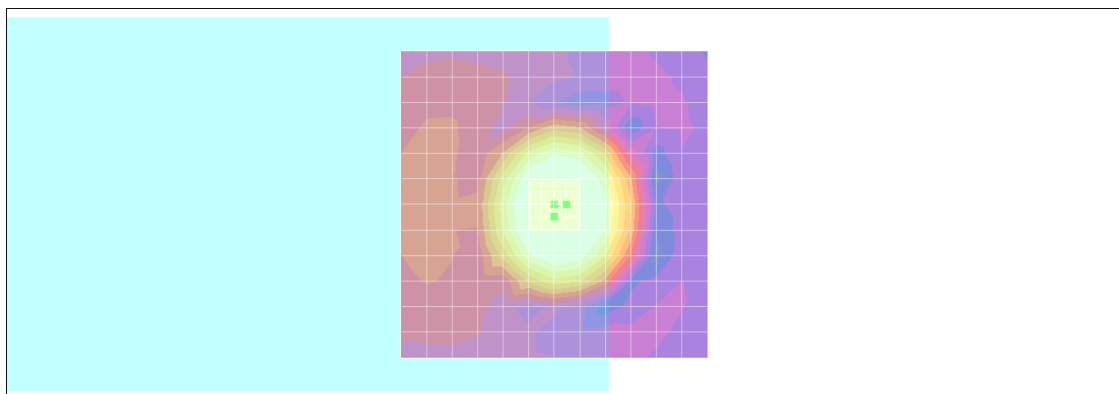
- Probe: AM1DV2 - 1038; ; Calibrated: 2011/1/18
- Sensor-Surface: 0mm (Fix Surface)
- Electronics: DAE4 Sn1279; Calibrated: 2011/6/17
- Phantom: HAC Test Arch with AMCC; Type: SD HAC P01 BA;
- Measurement SW: DASY4, V4.7 Build 80; Postprocessing SW: SEMCAD, V1.8 Build 186

### Scans/z (axial) fine 2mm 8 x 8/ABM SNR(x,y,z) (5x5x1):

ABM1/ABM2 = 25.7 dB

ABM1 comp = 7.08 dB A/m

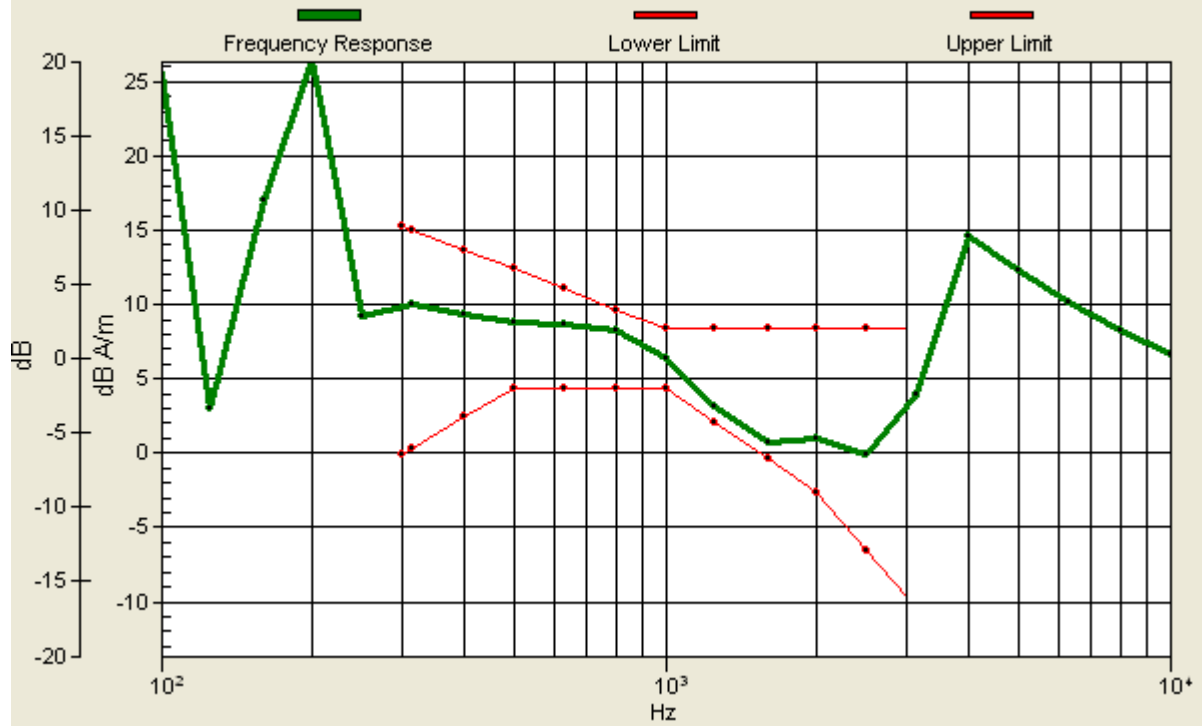
Location: -2, 0, 3.7 mm



0 dB = 1.00A/m

# Scans/z (axial) wideband at best S/N/ABM Freq Resp(x,y,z,f)

Loc: -2, 0, 3.7 mm Diff: 0.98dB



## #06 T-Coil\_GSM1900\_Voice\_Ch810\_Radial 1 (X)

**DUT: 172802-02**

Communication System: PCS; Frequency: 1909.8 MHz; Duty Cycle: 1:8.3

Medium: Air Medium parameters used:  $\sigma = 0$  mho/m,  $\epsilon_r = 1$ ;  $\rho = 1$  kg/m<sup>3</sup>

Ambient Temperature : 22.4 °C

DASY4 Configuration:

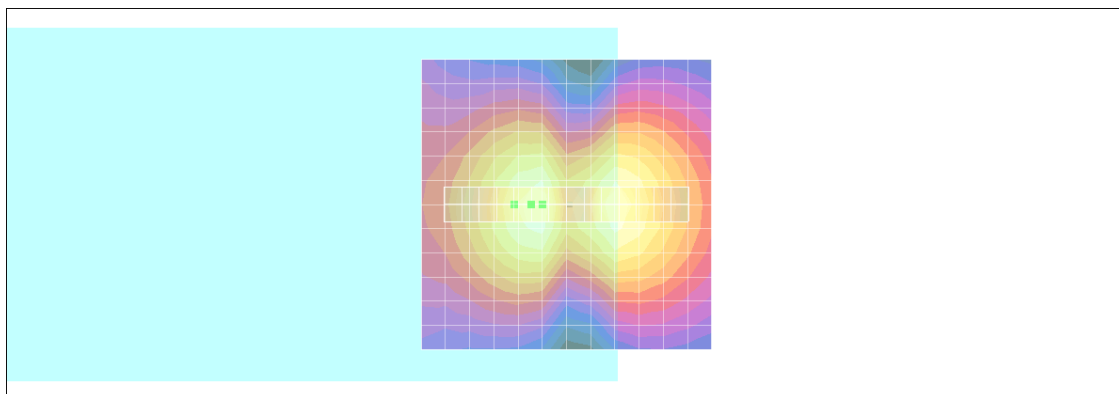
- Probe: AM1DV2 - 1038; ; Calibrated: 2011/1/18
- Sensor-Surface: 0mm (Fix Surface)
- Electronics: DAE4 Sn1279; Calibrated: 2011/6/17
- Phantom: HAC Test Arch with AMCC; Type: SD HAC P01 BA;
- Measurement SW: DASY4, V4.7 Build 80; Postprocessing SW: SEMCAD, V1.8 Build 186

**Scans/x (longitudinal) fine 3mm 42 x 6/ABM SNR(x,y,z) (15x3x1):**

ABM1/ABM2 = 27.7 dB

ABM1 comp = -2.88 dB A/m

Location: 9, 0, 3.7 mm



0 dB = 1.00A/m

## #06 T-Coil\_GSM1900\_Voice\_Ch810\_Radial 2 (Y)

**DUT: 172802-02**

Communication System: PCS; Frequency: 1909.8 MHz; Duty Cycle: 1:8.3

Medium: Air Medium parameters used:  $\sigma = 0$  mho/m,  $\epsilon_r = 1$ ;  $\rho = 1$  kg/m<sup>3</sup>

Ambient Temperature : 22.4 °C

DASY4 Configuration:

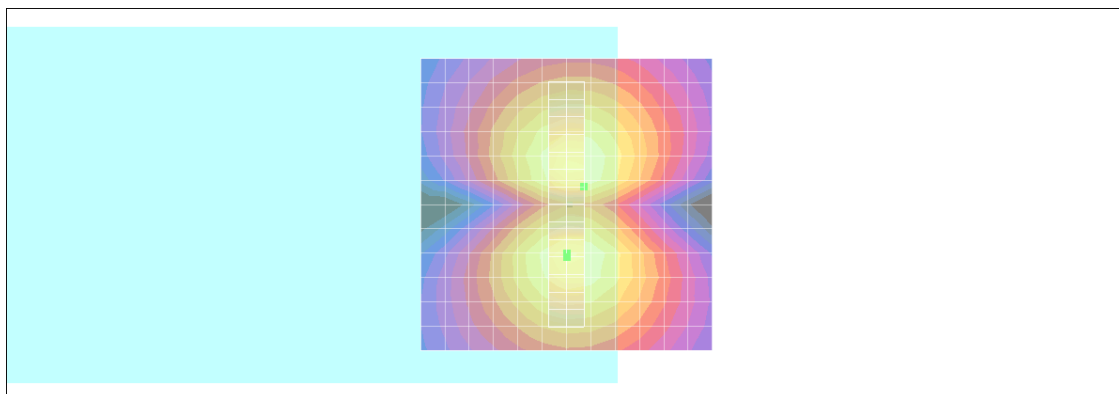
- Probe: AM1DV2 - 1038; ; Calibrated: 2011/1/18
- Sensor-Surface: 0mm (Fix Surface)
- Electronics: DAE4 Sn1279; Calibrated: 2011/6/17
- Phantom: HAC Test Arch with AMCC; Type: SD HAC P01 BA;
- Measurement SW: DASY4, V4.7 Build 80; Postprocessing SW: SEMCAD, V1.8 Build 186

**Scans/y (transversal) fine 3mm 6 x 42/ABM SNR(x,y,z) (3x15x1):**

ABM1/ABM2 = 30.0 dB

ABM1 comp = -4.62 dB A/m

Location: -3, -3, 3.7 mm



0 dB = 1.00A/m



## #07 T-Coil\_WCDMA V\_Voice\_Ch4132\_Axial (Z)

**DUT: 172802-02**

Communication System: WCDMA; Frequency: 826.4 MHz; Duty Cycle: 1:1

Medium: Air Medium parameters used:  $\sigma = 0$  mho/m,  $\epsilon_r = 1$ ;  $\rho = 1$  kg/m<sup>3</sup>

Ambient Temperature : 22.4 °C

DASY4 Configuration:

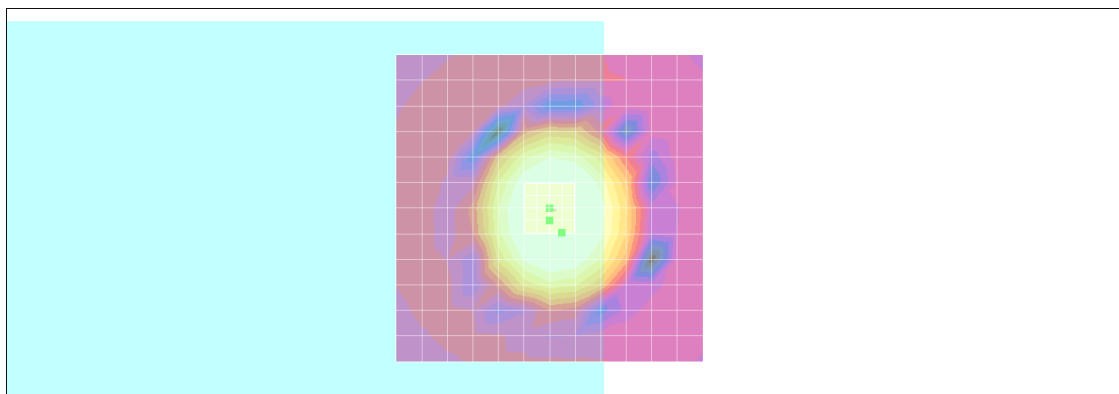
- Probe: AM1DV2 - 1038; ; Calibrated: 2011/1/18
- Sensor-Surface: 0mm (Fix Surface)
- Electronics: DAE4 Sn1279; Calibrated: 2011/6/17
- Phantom: HAC Test Arch with AMCC; Type: SD HAC P01 BA;
- Measurement SW: DASY4, V4.7 Build 80; Postprocessing SW: SEMCAD, V1.8 Build 186

**Scans/z (axial) fine 2mm 8 x 8/ABM SNR(x,y,z) (5x5x1):**

ABM1/ABM2 = 32.4 dB

ABM1 comp = 6.44 dB A/m

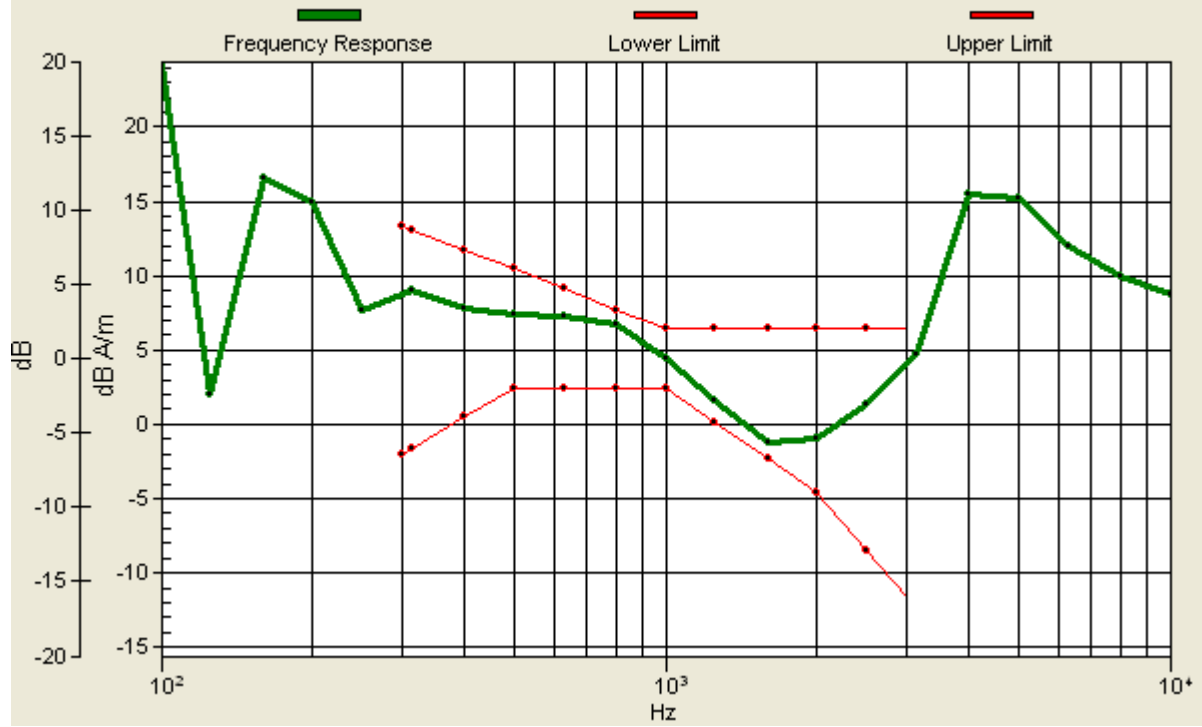
Location: -2, 4, 3.7 mm



0 dB = 1.00A/m

# Scans/z (axial) wideband at best S/N/ABM Freq Resp(x,y,z,f)

Loc: -2, 4, 3.7 mm Diff: 1.06dB



## #07 T-Coil\_WCDMA V\_Voice\_Ch4132\_Radial 1 (X)

**DUT: 172802-02**

Communication System: WCDMA; Frequency: 826.4 MHz; Duty Cycle: 1:1

Medium: Air Medium parameters used:  $\sigma = 0$  mho/m,  $\epsilon_r = 1$ ;  $\rho = 1$  kg/m<sup>3</sup>

Ambient Temperature : 22.4 °C

DASY4 Configuration:

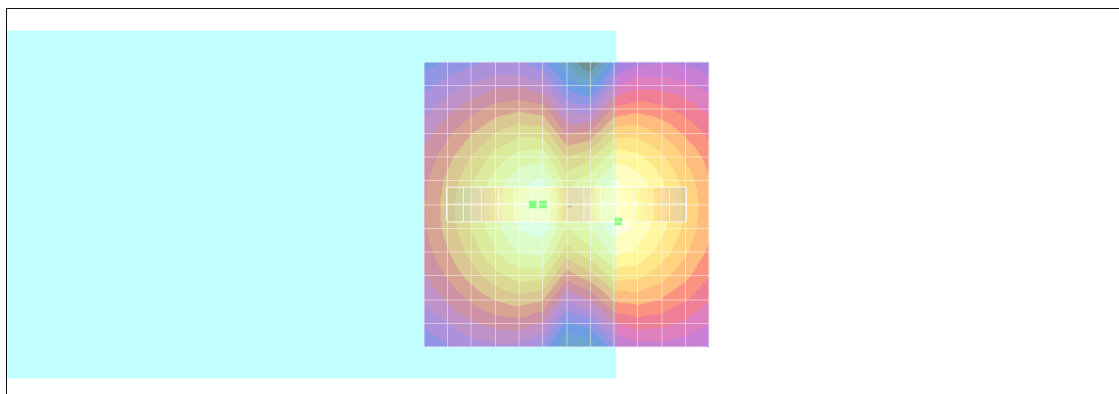
- Probe: AM1DV2 - 1038; ; Calibrated: 2011/1/18
- Sensor-Surface: 0mm (Fix Surface)
- Electronics: DAE4 Sn1279; Calibrated: 2011/6/17
- Phantom: HAC Test Arch with AMCC; Type: SD HAC P01 BA;
- Measurement SW: DASY4, V4.7 Build 80; Postprocessing SW: SEMCAD, V1.8 Build 186

**Scans/x (longitudinal) fine 3mm 42 x 6/ABM SNR(x,y,z) (15x3x1):**

ABM1/ABM2 = 32.3 dB

ABM1 comp = -1.10 dB A/m

Location: -9, 3, 3.7 mm



0 dB = 1.00A/m

## #07 T-Coil\_WCDMA V\_Voice\_Ch4132\_Radial 2 (Y)

**DUT: 172802-02**

Communication System: WCDMA; Frequency: 826.4 MHz; Duty Cycle: 1:1

Medium: Air Medium parameters used:  $\sigma = 0$  mho/m,  $\epsilon_r = 1$ ;  $\rho = 1$  kg/m<sup>3</sup>

Ambient Temperature : 22.4 °C

DASY4 Configuration:

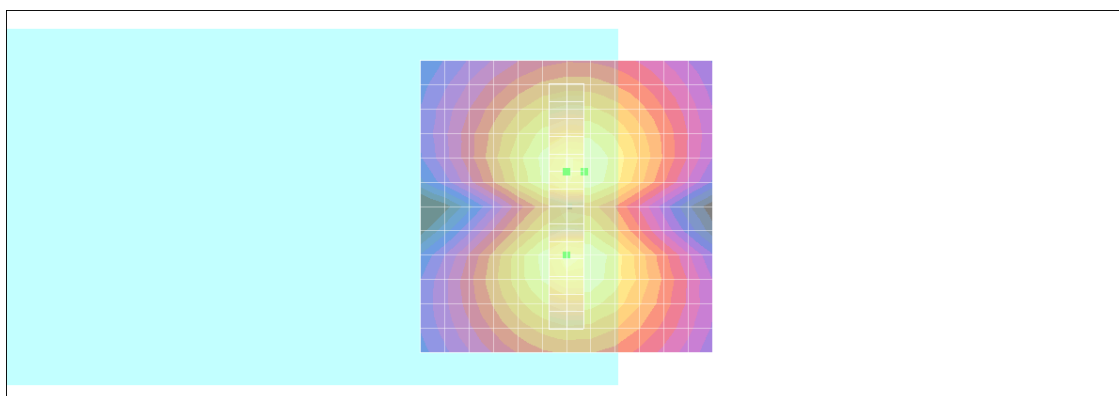
- Probe: AM1DV2 - 1038; ; Calibrated: 2011/1/18
- Sensor-Surface: 0mm (Fix Surface)
- Electronics: DAE4 Sn1279; Calibrated: 2011/6/17
- Phantom: HAC Test Arch with AMCC; Type: SD HAC P01 BA;
- Measurement SW: DASY4, V4.7 Build 80; Postprocessing SW: SEMCAD, V1.8 Build 186

**Scans/y (transversal) fine 3mm 6 x 42/ABM SNR(x,y,z) (3x15x1):**

ABM1/ABM2 = 31.7 dB

ABM1 comp = -2.29 dB A/m

Location: -3, -6, 3.7 mm



0 dB = 1.00A/m

## #08 T-Coil\_WCDMA V\_Voice\_Ch4182\_Axial (Z)

**DUT: 172802-02**

Communication System: WCDMA; Frequency: 836.4 MHz; Duty Cycle: 1:1

Medium: Air Medium parameters used:  $\sigma = 0$  mho/m,  $\epsilon_r = 1$ ;  $\rho = 1$  kg/m<sup>3</sup>

Ambient Temperature : 22.4 °C

DASY4 Configuration:

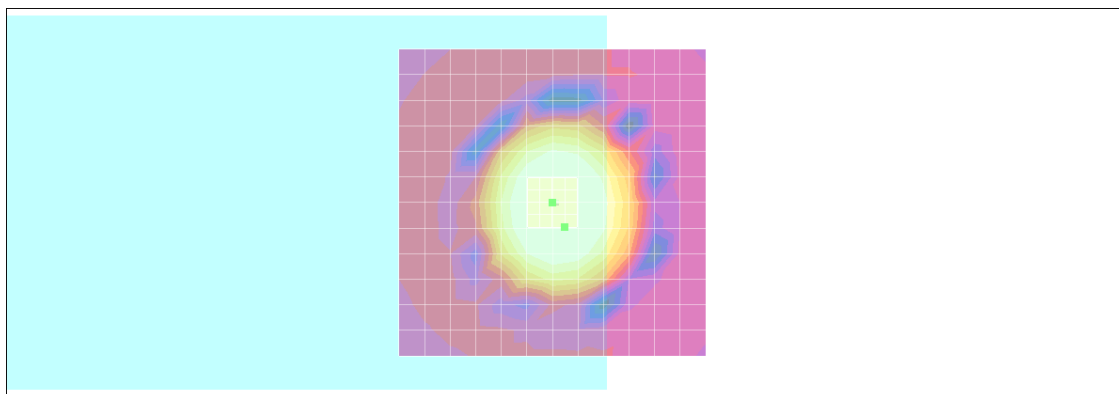
- Probe: AM1DV2 - 1038; ; Calibrated: 2011/1/18
- Sensor-Surface: 0mm (Fix Surface)
- Electronics: DAE4 Sn1279; Calibrated: 2011/6/17
- Phantom: HAC Test Arch with AMCC; Type: SD HAC P01 BA;
- Measurement SW: DASY4, V4.7 Build 80; Postprocessing SW: SEMCAD, V1.8 Build 186

**Scans/z (axial) fine 2mm 8 x 8/ABM SNR(x,y,z) (5x5x1):**

ABM1/ABM2 = 32.3 dB

ABM1 comp = 6.39 dB A/m

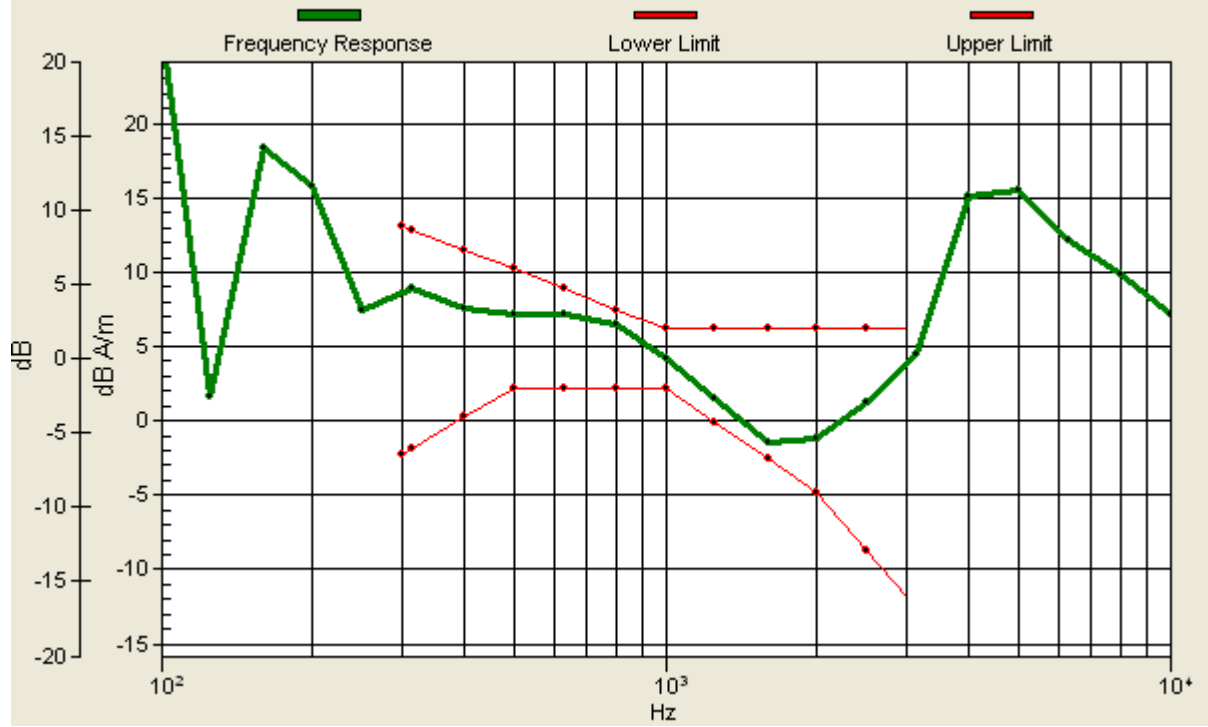
Location: -2, 4, 3.7 mm



0 dB = 1.00A/m

# Scans/z (axial) wideband at best S/N/ABM Freq Resp(x,y,z,f)

Loc: -2, 4, 3.7 mm Diff: 1.01dB



## #08 T-Coil\_WCDMA V\_Voice\_Ch4182-Radial 1 (X)

**DUT: 172802-02**

Communication System: WCDMA; Frequency: 836.4 MHz; Duty Cycle: 1:1

Medium: Air Medium parameters used:  $\sigma = 0$  mho/m,  $\epsilon_r = 1$ ;  $\rho = 1$  kg/m<sup>3</sup>

Ambient Temperature : 22.4 °C

DASY4 Configuration:

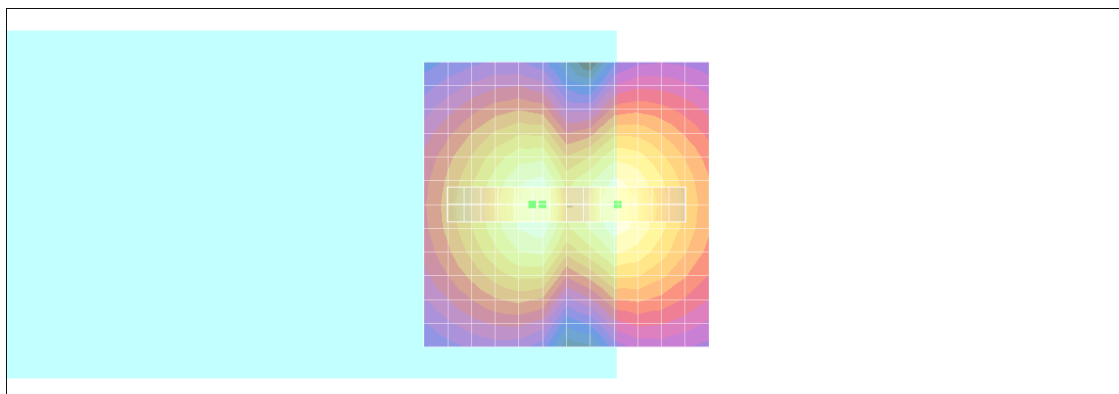
- Probe: AM1DV2 - 1038; ; Calibrated: 2011/1/18
- Sensor-Surface: 0mm (Fix Surface)
- Electronics: DAE4 Sn1279; Calibrated: 2011/6/17
- Phantom: HAC Test Arch with AMCC; Type: SD HAC P01 BA;
- Measurement SW: DASY4, V4.7 Build 80; Postprocessing SW: SEMCAD, V1.8 Build 186

**Scans/x (longitudinal) fine 3mm 42 x 6/ABM SNR(x,y,z) (15x3x1):**

ABM1/ABM2 = 32.1 dB

ABM1 comp = -0.637 dB A/m

Location: -9, 0, 3.7 mm



0 dB = 1.00A/m

## #08 T-Coil\_WCDMA V\_Voice\_Ch4182\_Radial 2 (Y)

**DUT: 172802-02**

Communication System: WCDMA; Frequency: 836.4 MHz; Duty Cycle: 1:1

Medium: Air Medium parameters used:  $\sigma = 0$  mho/m,  $\epsilon_r = 1$ ;  $\rho = 1$  kg/m<sup>3</sup>

Ambient Temperature : 22.4 °C

DASY4 Configuration:


- Probe: AM1DV2 - 1038; ; Calibrated: 2011/1/18
- Sensor-Surface: 0mm (Fix Surface)
- Electronics: DAE4 Sn1279; Calibrated: 2011/6/17
- Phantom: HAC Test Arch with AMCC; Type: SD HAC P01 BA;
- Measurement SW: DASY4, V4.7 Build 80; Postprocessing SW: SEMCAD, V1.8 Build 186

**Scans/y (transversal) fine 3mm 6 x 42/ABM SNR(x,y,z) (3x15x1):**

ABM1/ABM2 = 31.7 dB

ABM1 comp = -1.96 dB A/m

Location: 0, 9, 3.7 mm



0 dB = 1.00A/m



## #09 T-Coil\_WCDMA V\_Voice\_Ch4233\_Axial (Z)

**DUT: 172802-02**

Communication System: WCDMA; Frequency: 846.6 MHz; Duty Cycle: 1:1

Medium: Air Medium parameters used:  $\sigma = 0$  mho/m,  $\epsilon_r = 1$ ;  $\rho = 1$  kg/m<sup>3</sup>

Ambient Temperature : 22.5 °C

DASY4 Configuration:

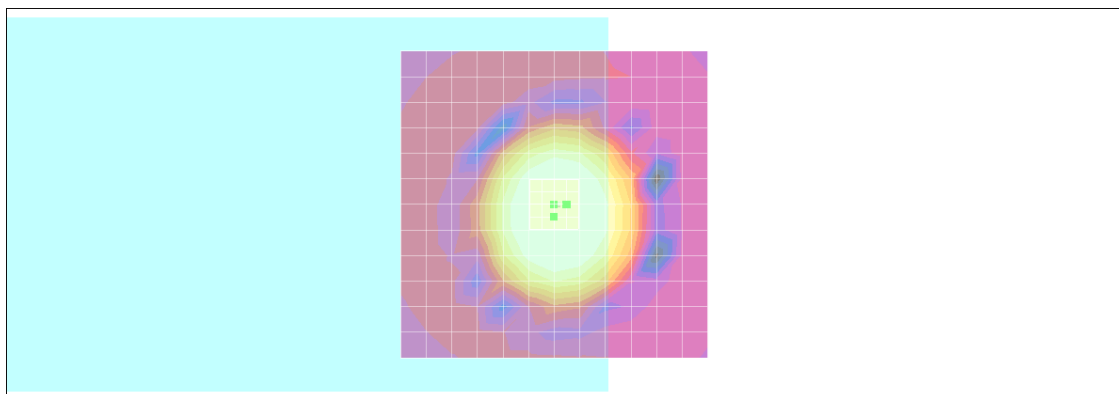
- Probe: AM1DV2 - 1038; ; Calibrated: 2011/1/18
- Sensor-Surface: 0mm (Fix Surface)
- Electronics: DAE4 Sn1279; Calibrated: 2011/6/17
- Phantom: HAC Test Arch with AMCC; Type: SD HAC P01 BA;
- Measurement SW: DASY4, V4.7 Build 80; Postprocessing SW: SEMCAD, V1.8 Build 186

### Scans/z (axial) fine 2mm 8 x 8/ABM SNR(x,y,z) (5x5x1):

ABM1/ABM2 = 32.3 dB

ABM1 comp = 7.04 dB A/m

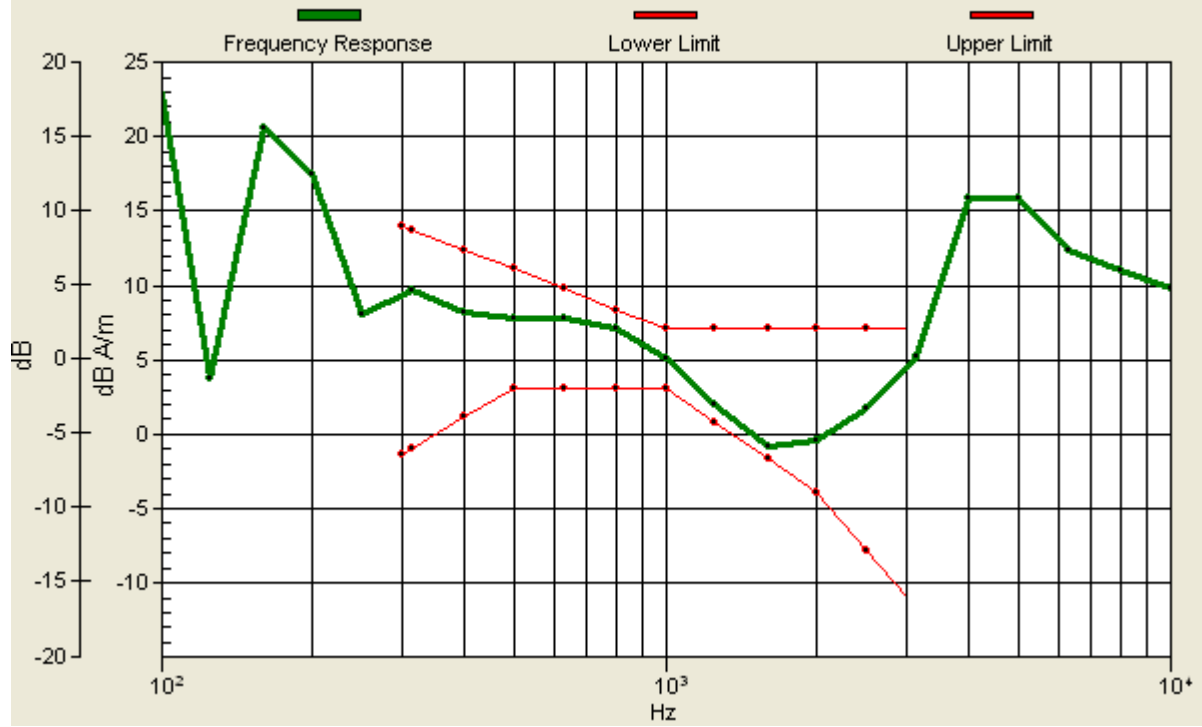
Location: -2, 0, 3.7 mm



0 dB = 1.00A/m

# Scans/z (axial) wideband at best S/N/ABM Freq Resp(x,y,z,f)

Loc: -2, 0, 3.7 mm Diff: 0.85dB



## #09 T-Coil\_WCDMA V\_Voice\_Ch4233\_Radial 1 (X)

**DUT: 172802-02**

Communication System: WCDMA; Frequency: 846.6 MHz; Duty Cycle: 1:1

Medium: Air Medium parameters used:  $\sigma = 0$  mho/m,  $\epsilon_r = 1$ ;  $\rho = 1$  kg/m<sup>3</sup>

Ambient Temperature : 22.5 °C

DASY4 Configuration:

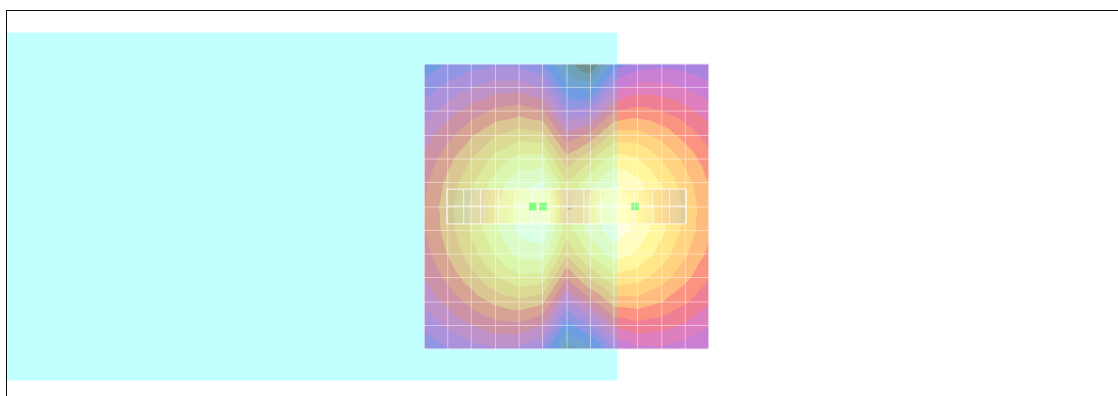
- Probe: AM1DV2 - 1038; ; Calibrated: 2011/1/18
- Sensor-Surface: 0mm (Fix Surface)
- Electronics: DAE4 Sn1279; Calibrated: 2011/6/17
- Phantom: HAC Test Arch with AMCC; Type: SD HAC P01 BA;
- Measurement SW: DASY4, V4.7 Build 80; Postprocessing SW: SEMCAD, V1.8 Build 186

**Scans/x (longitudinal) fine 3mm 42 x 6/ABM SNR(x,y,z) (15x3x1):**

ABM1/ABM2 = 32.1 dB

ABM1 comp = -2.75 dB A/m

Location: -12, 0, 3.7 mm



0 dB = 1.00A/m

## #09 T-Coil\_WCDMA V\_Voice\_Ch4233\_Radial 2 (Y)

**DUT: 172802-02**

Communication System: WCDMA; Frequency: 846.6 MHz; Duty Cycle: 1:1

Medium: Air Medium parameters used:  $\sigma = 0$  mho/m,  $\epsilon_r = 1$ ;  $\rho = 1$  kg/m<sup>3</sup>

Ambient Temperature : 22.5 °C

DASY4 Configuration:

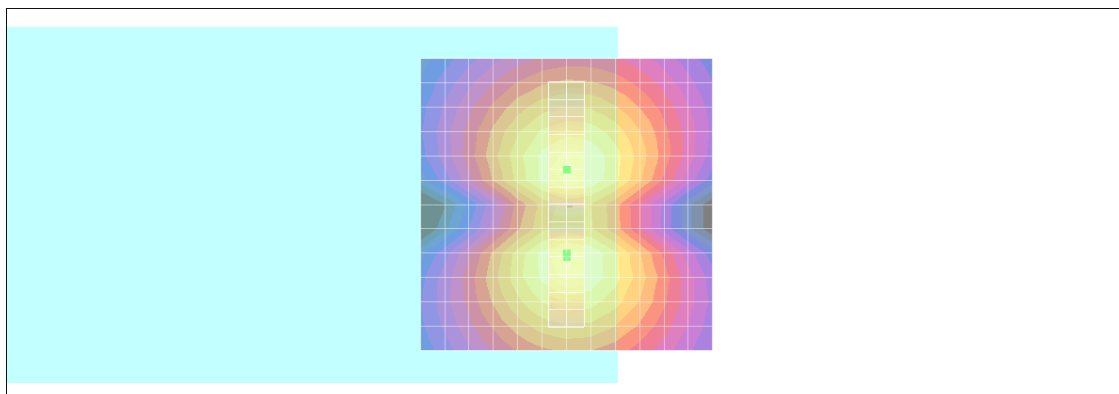
- Probe: AM1DV2 - 1038; ; Calibrated: 2011/1/18
- Sensor-Surface: 0mm (Fix Surface)
- Electronics: DAE4 Sn1279; Calibrated: 2011/6/17
- Phantom: HAC Test Arch with AMCC; Type: SD HAC P01 BA;
- Measurement SW: DASY4, V4.7 Build 80; Postprocessing SW: SEMCAD, V1.8 Build 186

**Scans/y (transversal) fine 3mm 6 x 42/ABM SNR(x,y,z) (3x15x1):**

ABM1/ABM2 = 32.0 dB

ABM1 comp = -1.87 dB A/m

Location: 0, 9, 3.7 mm



0 dB = 1.00A/m

## #10 T-Coil\_WCDMA II\_Voice\_Ch9262\_Axial (Z)

**DUT: 172802-02**

Communication System: WCDMA; Frequency: 1852.4 MHz; Duty Cycle: 1:1

Medium: Air Medium parameters used:  $\sigma = 0$  mho/m,  $\epsilon_r = 1$ ;  $\rho = 1$  kg/m<sup>3</sup>

Ambient Temperature : 22.5 °C

DASY4 Configuration:

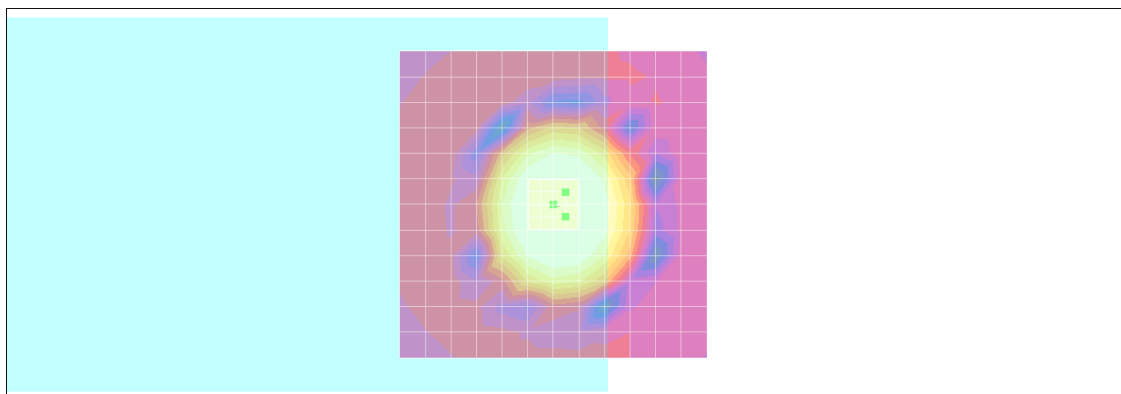
- Probe: AM1DV2 - 1038; ; Calibrated: 2011/1/18
- Sensor-Surface: 0mm (Fix Surface)
- Electronics: DAE4 Sn1279; Calibrated: 2011/6/17
- Phantom: HAC Test Arch with AMCC; Type: SD HAC P01 BA;
- Measurement SW: DASY4, V4.7 Build 80; Postprocessing SW: SEMCAD, V1.8 Build 186

**Scans/z (axial) fine 2mm 8 x 8/ABM SNR(x,y,z) (5x5x1):**

ABM1/ABM2 = 32.3 dB

ABM1 comp = 6.56 dB A/m

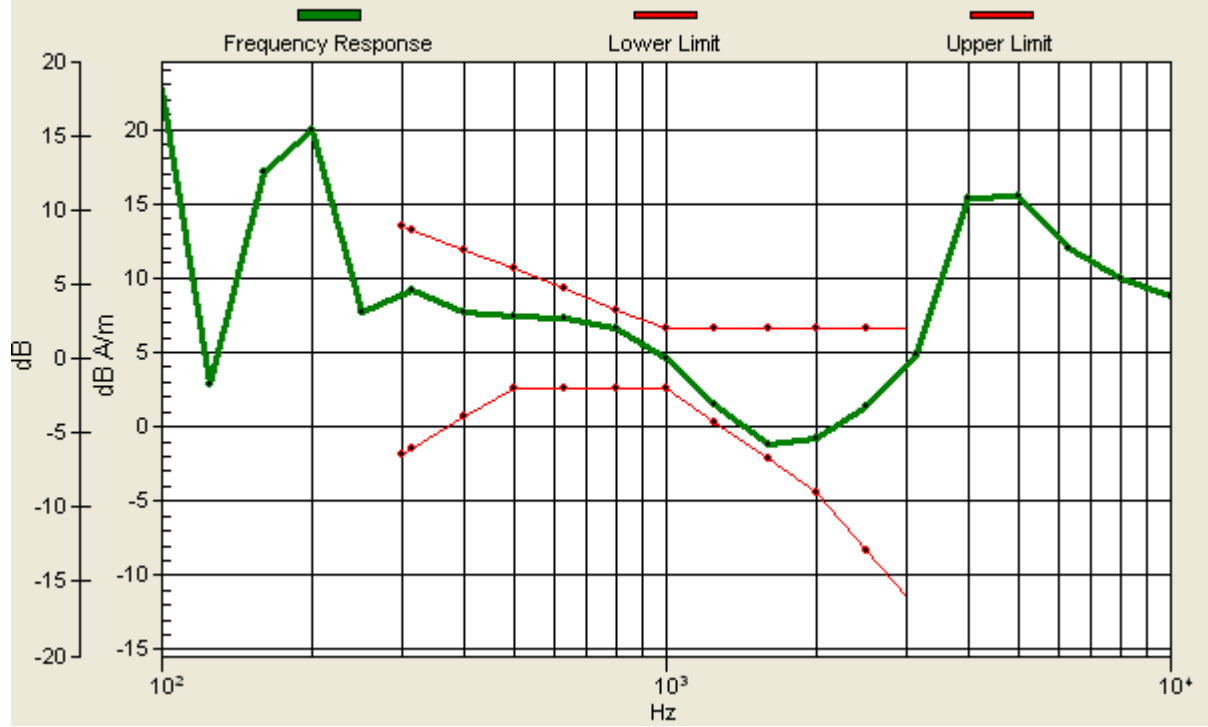
Location: -2, -2, 3.7 mm



0 dB = 1.00A/m

# Scans/z (axial) wideband at best S/N/ABM Freq Resp(x,y,z,f)

Loc: -2, -2, 3.7 mm Diff: 0.94dB



## #10 T-Coil\_WCDMA II\_Voice\_Ch9262\_Radial 1 (X)

**DUT: 172802-02**

Communication System: WCDMA; Frequency: 1852.4 MHz; Duty Cycle: 1:1

Medium: Air Medium parameters used:  $\sigma = 0$  mho/m,  $\epsilon_r = 1$ ;  $\rho = 1$  kg/m<sup>3</sup>

Ambient Temperature : 22.5 °C

DASY4 Configuration:

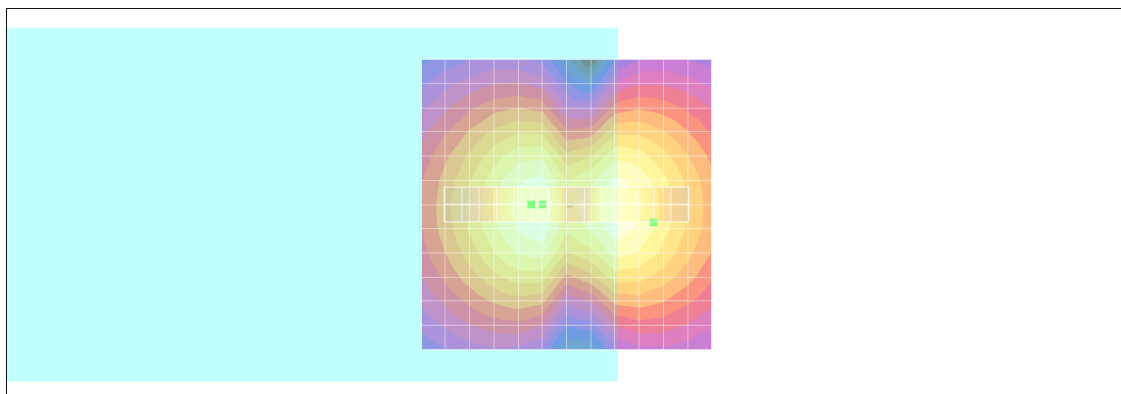
- Probe: AM1DV2 - 1038; ; Calibrated: 2011/1/18
- Sensor-Surface: 0mm (Fix Surface)
- Electronics: DAE4 Sn1279; Calibrated: 2011/6/17
- Phantom: HAC Test Arch with AMCC; Type: SD HAC P01 BA;
- Measurement SW: DASY4, V4.7 Build 80; Postprocessing SW: SEMCAD, V1.8 Build 186

**Scans/x (longitudinal) fine 3mm 42 x 6/ABM SNR(x,y,z) (15x3x1):**

ABM1/ABM2 = 32.1 dB

ABM1 comp = -5.40 dB A/m

Location: -15, 3, 3.7 mm



0 dB = 1.00A/m

## #10 T-Coil\_WCDMA II\_Voice\_Ch9262\_Radial 2 (Y)

**DUT: 172802-02**

Communication System: WCDMA; Frequency: 1852.4 MHz; Duty Cycle: 1:1

Medium: Air Medium parameters used:  $\sigma = 0$  mho/m,  $\epsilon_r = 1$ ;  $\rho = 1$  kg/m<sup>3</sup>

Ambient Temperature : 22.5 °C

DASY4 Configuration:

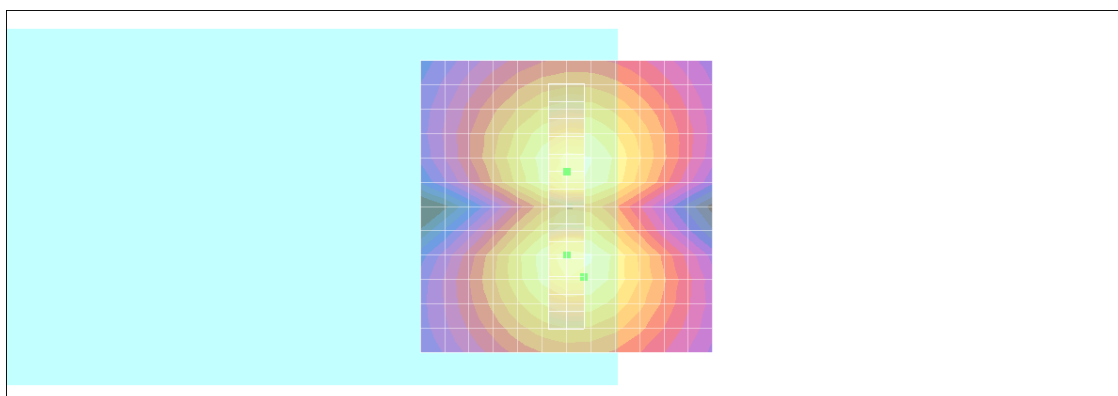
- Probe: AM1DV2 - 1038; ; Calibrated: 2011/1/18
- Sensor-Surface: 0mm (Fix Surface)
- Electronics: DAE4 Sn1279; Calibrated: 2011/6/17
- Phantom: HAC Test Arch with AMCC; Type: SD HAC P01 BA;
- Measurement SW: DASY4, V4.7 Build 80; Postprocessing SW: SEMCAD, V1.8 Build 186

**Scans/y (transversal) fine 3mm 6 x 42/ABM SNR(x,y,z) (3x15x1):**

ABM1/ABM2 = 31.9 dB

ABM1 comp = -2.71 dB A/m

Location: -3, 12, 3.7 mm



0 dB = 1.00A/m



## #11 T-Coil\_WCDMA II\_Voice\_Ch9400\_Axial (Z)

**DUT: 172802-02**

Communication System: WCDMA; Frequency: 1880 MHz; Duty Cycle: 1:1

Medium: Air Medium parameters used:  $\sigma = 0$  mho/m,  $\epsilon_r = 1$ ;  $\rho = 1$  kg/m<sup>3</sup>

Ambient Temperature : 22.5 °C

DASY4 Configuration:

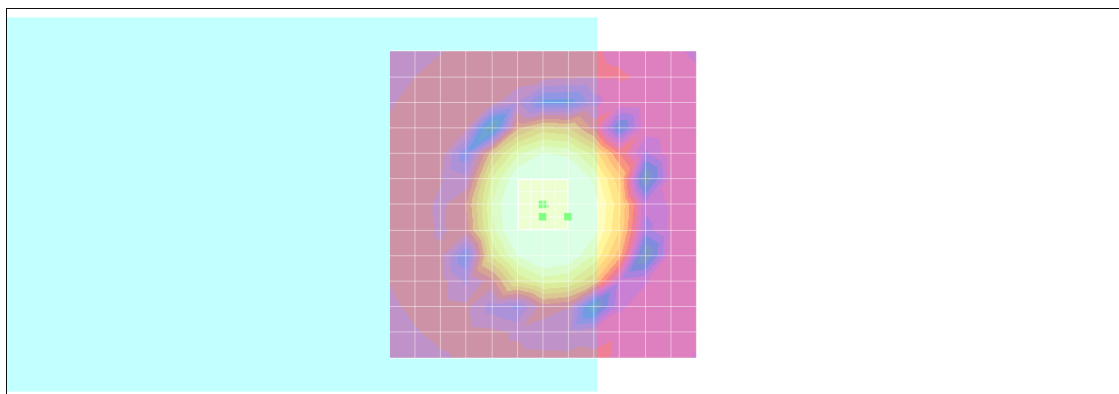
- Probe: AM1DV2 - 1038; ; Calibrated: 2011/1/18
- Sensor-Surface: 0mm (Fix Surface)
- Electronics: DAE4 Sn1279; Calibrated: 2011/6/17
- Phantom: HAC Test Arch with AMCC; Type: SD HAC P01 BA;
- Measurement SW: DASY4, V4.7 Build 80; Postprocessing SW: SEMCAD, V1.8 Build 186

**Scans/z (axial) fine 2mm 8 x 8/ABM SNR(x,y,z) (5x5x1):**

ABM1/ABM2 = 32.2 dB

ABM1 comp = 6.21 dB A/m

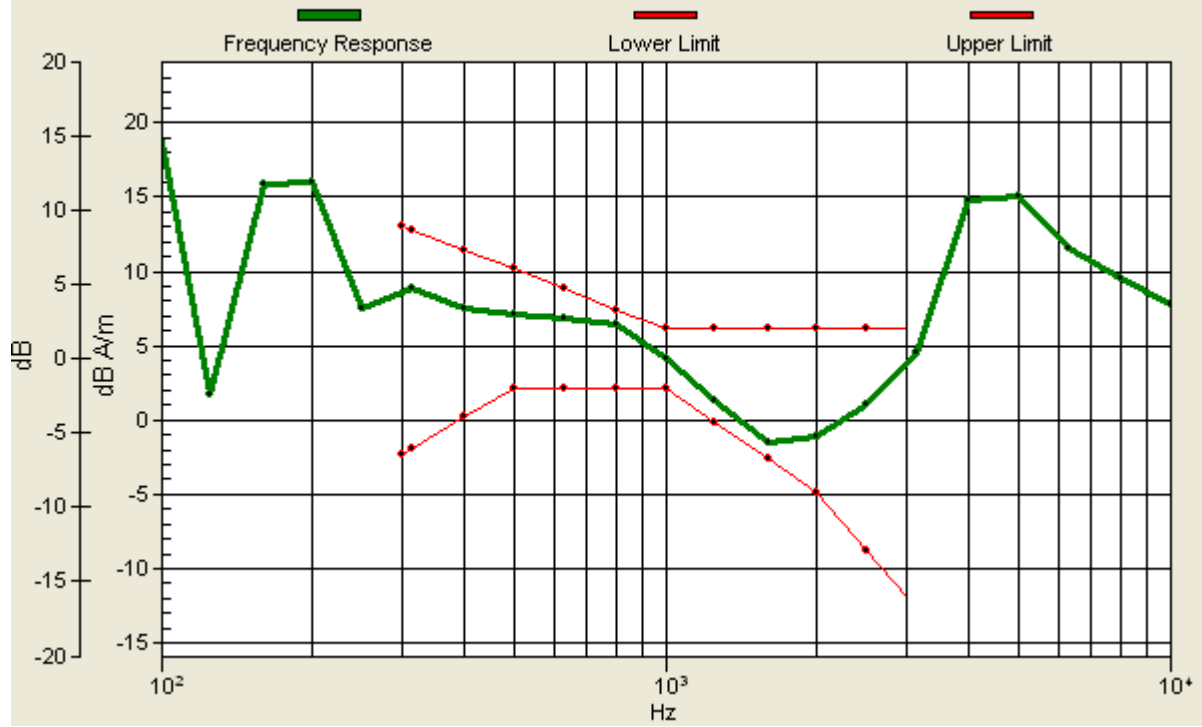
Location: -4, 2, 3.7 mm



0 dB = 1.00A/m

# Scans/z (axial) wideband at best S/N/ABM Freq Resp(x,y,z,f)

Loc: -4, 2, 3.7 mm Diff: 1.01dB



## #11 T-Coil\_WCDMA II\_Voice\_Ch9400\_Radial 1 (X)

**DUT: 172802-02**

Communication System: WCDMA; Frequency: 1880 MHz; Duty Cycle: 1:1

Medium: Air Medium parameters used:  $\sigma = 0$  mho/m,  $\epsilon_r = 1$ ;  $\rho = 1$  kg/m<sup>3</sup>

Ambient Temperature : 22.5 °C

DASY4 Configuration:

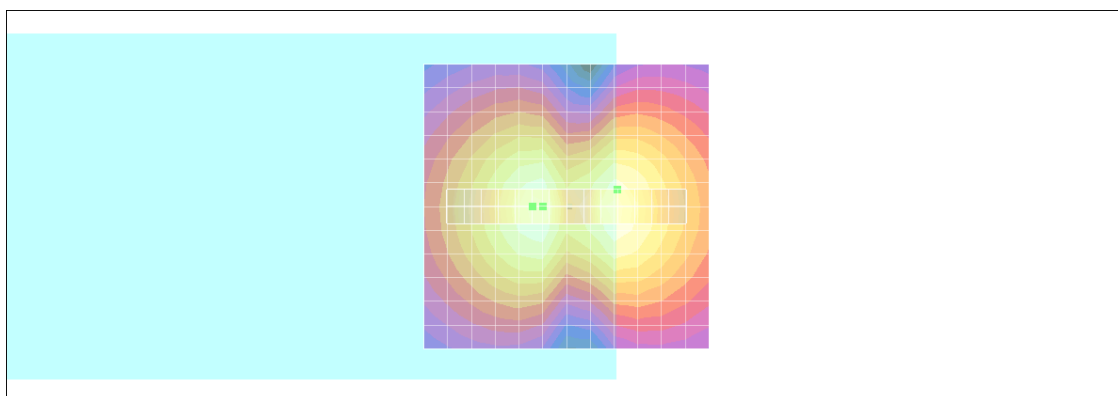
- Probe: AM1DV2 - 1038; ; Calibrated: 2011/1/18
- Sensor-Surface: 0mm (Fix Surface)
- Electronics: DAE4 Sn1279; Calibrated: 2011/6/17
- Phantom: HAC Test Arch with AMCC; Type: SD HAC P01 BA;
- Measurement SW: DASY4, V4.7 Build 80; Postprocessing SW: SEMCAD, V1.8 Build 186

**Scans/x (longitudinal) fine 3mm 42 x 6/ABM SNR(x,y,z) (15x3x1):**

ABM1/ABM2 = 32.1 dB

ABM1 comp = -1.50 dB A/m

Location: -9, -3, 3.7 mm



0 dB = 1.00A/m

## #11 T-Coil\_WCDMA II\_Voice\_Ch9400\_Radial 2 (Y)

**DUT: 172802-02**

Communication System: WCDMA; Frequency: 1880 MHz; Duty Cycle: 1:1

Medium: Air Medium parameters used:  $\sigma = 0$  mho/m,  $\epsilon_r = 1$ ;  $\rho = 1$  kg/m<sup>3</sup>

Ambient Temperature : 22.5 °C

DASY4 Configuration:

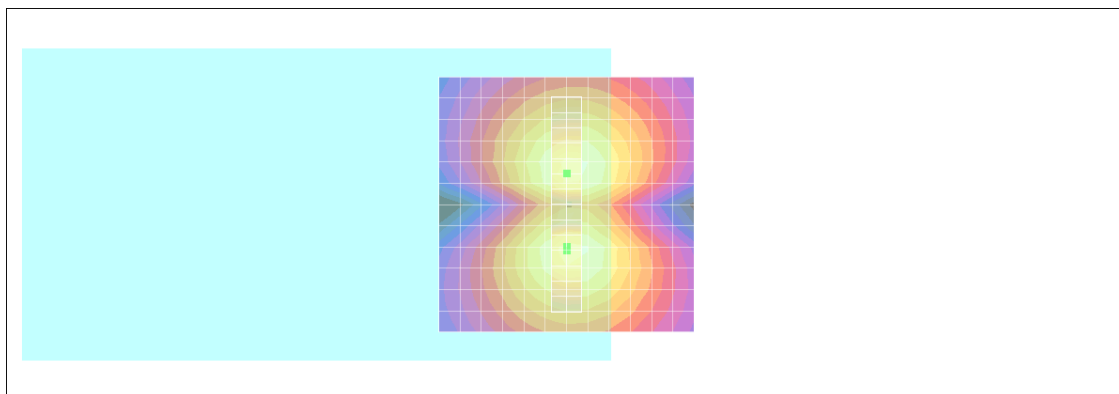
- Probe: AM1DV2 - 1038; ; Calibrated: 2011/1/18
- Sensor-Surface: 0mm (Fix Surface)
- Electronics: DAE4 Sn1279; Calibrated: 2011/6/17
- Phantom: HAC Test Arch with AMCC; Type: SD HAC P01 BA;
- Measurement SW: DASY4, V4.7 Build 80; Postprocessing SW: SEMCAD, V1.8 Build 186

**Scans/y (transversal) fine 3mm 6 x 42/ABM SNR(x,y,z) (3x15x1):**

ABM1/ABM2 = 31.8 dB

ABM1 comp = -1.74 dB A/m

Location: 0, 9, 3.7 mm



0 dB = 1.00A/m

## #12 T-Coil\_WCDMA II\_Voice\_Ch9538\_Axial (Z)

**DUT: 172802-02**

Communication System: WCDMA; Frequency: 1907.6 MHz; Duty Cycle: 1:1

Medium: Air Medium parameters used:  $\sigma = 0$  mho/m,  $\epsilon_r = 1$ ;  $\rho = 1$  kg/m<sup>3</sup>

Ambient Temperature : 22.4 °C

DASY4 Configuration:

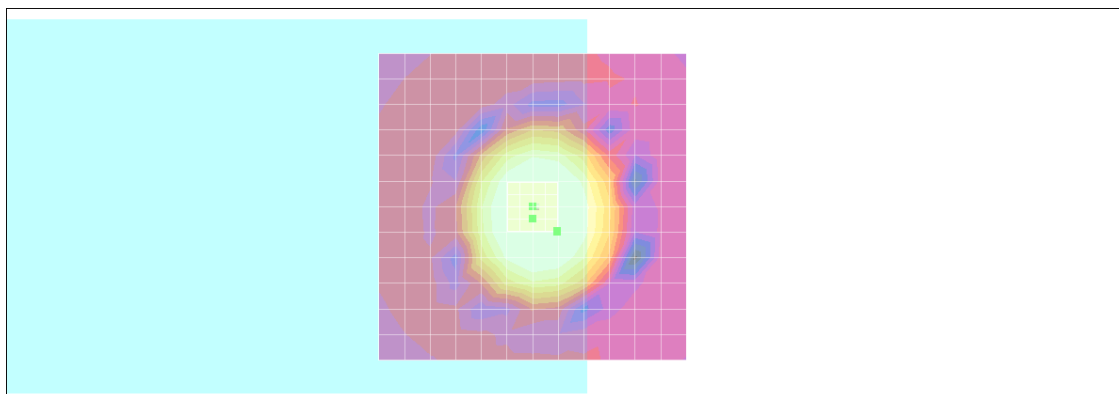
- Probe: AM1DV2 - 1038; ; Calibrated: 2011/1/18
- Sensor-Surface: 0mm (Fix Surface)
- Electronics: DAE4 Sn1279; Calibrated: 2011/6/17
- Phantom: HAC Test Arch with AMCC; Type: SD HAC P01 BA;
- Measurement SW: DASY4, V4.7 Build 80; Postprocessing SW: SEMCAD, V1.8 Build 186

**Scans/z (axial) fine 2mm 8 x 8/ABM SNR(x,y,z) (5x5x1):**

ABM1/ABM2 = 32.3 dB

ABM1 comp = 5.52 dB A/m

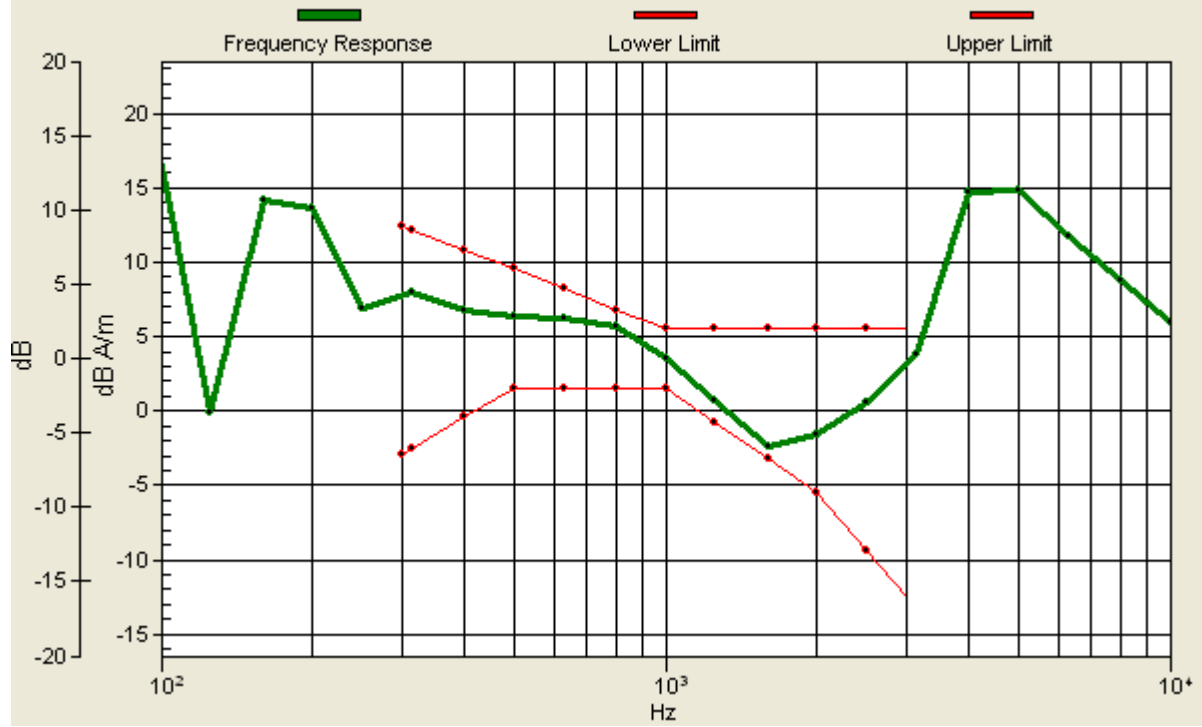
Location: -4, 4, 3.7 mm



0 dB = 1.00A/m

# Scans/z (axial) wideband at best S/N/ABM Freq Resp(x,y,z,f)

Loc: -4, 4, 3.7 mm Diff: 0.85dB



## #12 T-Coil\_WCDMA II\_Voice\_Ch9538\_Radial 1 (X)

**DUT: 172802-02**

Communication System: WCDMA; Frequency: 1907.6 MHz; Duty Cycle: 1:1

Medium: Air Medium parameters used:  $\sigma = 0$  mho/m,  $\epsilon_r = 1$ ;  $\rho = 1$  kg/m<sup>3</sup>

Ambient Temperature : 22.4 °C

DASY4 Configuration:

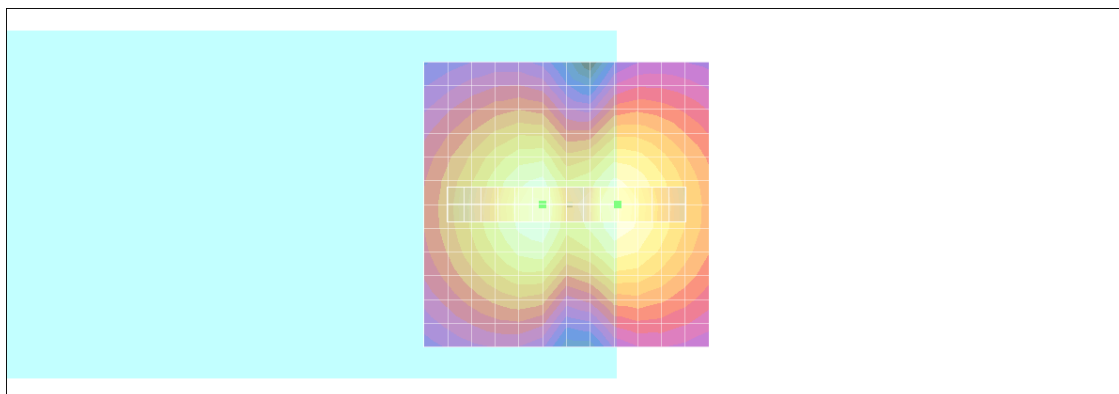
- Probe: AM1DV2 - 1038; ; Calibrated: 2011/1/18
- Sensor-Surface: 0mm (Fix Surface)
- Electronics: DAE4 Sn1279; Calibrated: 2011/6/17
- Phantom: HAC Test Arch with AMCC; Type: SD HAC P01 BA;
- Measurement SW: DASY4, V4.7 Build 80; Postprocessing SW: SEMCAD, V1.8 Build 186

**Scans/x (longitudinal) fine 3mm 42 x 6/ABM SNR(x,y,z) (15x3x1):**

ABM1/ABM2 = 32.1 dB

ABM1 comp = -0.531 dB A/m

Location: -9, 0, 3.7 mm



0 dB = 1.00A/m

## #12 T-Coil\_WCDMA II\_Voice\_Ch9538\_Radial 2 (Y)

**DUT: 172802-02**

Communication System: WCDMA; Frequency: 1907.6 MHz; Duty Cycle: 1:1

Medium: Air Medium parameters used:  $\sigma = 0$  mho/m,  $\epsilon_r = 1$ ;  $\rho = 1$  kg/m<sup>3</sup>

Ambient Temperature : 22.4 °C

DASY4 Configuration:

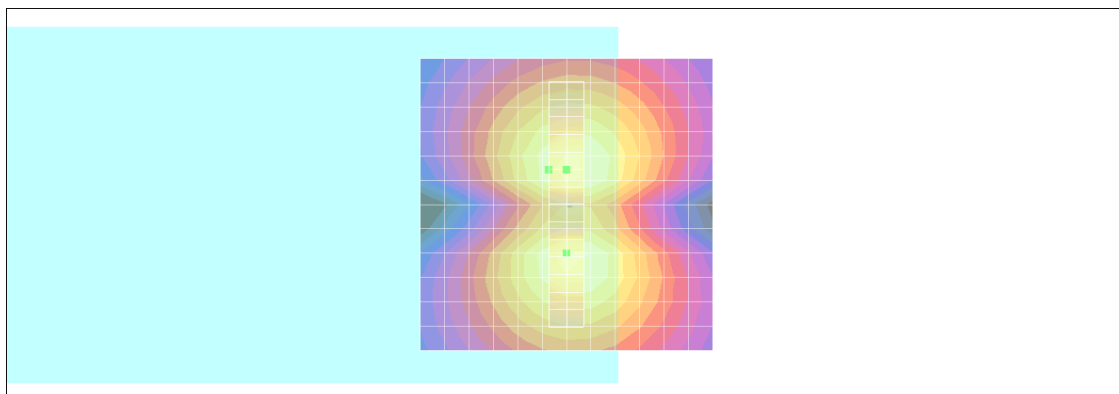
- Probe: AM1DV2 - 1038; ; Calibrated: 2011/1/18
- Sensor-Surface: 0mm (Fix Surface)
- Electronics: DAE4 Sn1279; Calibrated: 2011/6/17
- Phantom: HAC Test Arch with AMCC; Type: SD HAC P01 BA;
- Measurement SW: DASY4, V4.7 Build 80; Postprocessing SW: SEMCAD, V1.8 Build 186

**Scans/y (transversal) fine 3mm 6 x 42/ABM SNR(x,y,z) (3x15x1):**

ABM1/ABM2 = 31.8 dB

ABM1 comp = -3.28 dB A/m

Location: 3, -6, 3.7 mm



0 dB = 1.00A/m