

RF Exposure report



The following samples were submitted and identified on behalf of the client as:

Product Name Notebook Computer
Brand Name acer
Model No. N22Q14
Applicant Acer Incorporated
8F., No. 88, Sec. 1, Xintai 5th Rd., Xizhi, New Taipei City
22181, Taiwan (R.O.C)
Standards IEEE/ANSI C95.1-1992, IEEE 1528-2013
FCC ID HLZAX211NG
Date of Receipt Apr. 12, 2022
Date of Test(s) Apr. 18, 2022 ~ Apr. 26, 2022
Date of Issue May. 27, 2022

In the configuration tested, the EUT complied with the standards specified above.

Remarks:

This report details the results of the testing carried out on one sample, the results contained in this test report do not relate to other samples of the same product. The manufacturer should ensure that all products in series production are in conformity with the product sample detailed in this report.

This report may only be reproduced and distributed in full. If the product in this report is used in any configuration other than that detailed in the report, the manufacturer must ensure the new system complies with all relevant standards. Any mention of SGS Taiwan Ltd. Central RF Lab or testing done by SGS Taiwan Ltd. Central RF Lab in connection with distribution or use of the product described in this report must be approved by SGS Taiwan Ltd. Central RF Lab in writing.

Signed on behalf of SGS

Clerk / Ruby Ou	PM / Jasper Wang	Approved By / John Yeh
Ruby Ou	Jasper Wang	John Teh

Date: May. 27, 2022

Unless otherwise stated the results shown in this test report refer only to the sample(s) tested and such sample(s) are retained for 90 days only.
除非另有說明，此報告結果僅對測試之樣品負責，同時此樣品僅保留90天。本報告未經本公司書面許可，不可部份複製。

This document is issued by the Company subject to its General Conditions of Service printed overleaf, available on request or accessible at <http://www.sgs.com.tw/Terms-and-Conditions> and for electronic format documents, subject to Terms and Conditions for Electronic Documents at <http://www.sgs.com.tw/Terms-and-Conditions>. Attention is drawn to the limitation of liability, indemnification and jurisdiction issues defined therein. Any holder of this document is advised that information contained hereon reflects the Company's findings at the time of its intervention only and within the limits of Client's instructions, if any. The Company's sole responsibility is to its Client and this document does not exonerate parties to a transaction from exercising all their rights and obligations under the transaction documents. This document cannot be reproduced except in full, without prior written approval of the Company. Any unauthorized alteration, forgery or falsification of the content or appearance of this document is unlawful and offenders may be prosecuted to the fullest extent of the law.

SGS Taiwan Ltd.

No.134,Wu Kung Road, New Taipei Industrial Park, Wuku District, New Taipei City, Taiwan/新北市五股區新北產業園區五工路 134 號

台灣檢驗科技股份有限公司

t (886-2) 2299-3279

f (886-2) 2298-0488

www.sgs.com.tw

Member of SGS Group

Revision History

Report Number	Revision	Description	Issue Date	Revised By	Remark
TESA2204000033EN	Rev.00	Initial creation of document	May. 27, 2022	Ruby Ou	

Note:

1. The mark " * " is the revised version of the report due to comments submitted by the certification.

Unless otherwise stated the results shown in this test report refer only to the sample(s) tested and such sample(s) are retained for 90 days only.

除非另有說明，此報告結果僅對測試之樣品負責，同時此樣品僅保留90天。本報告未經本公司書面許可，不可部份複製。

This document is issued by the Company subject to its General Conditions of Service printed overleaf, available on request or accessible at <http://www.sgs.com.tw/Terms-and-Conditions> and for electronic format documents, subject to Terms and Conditions for Electronic Documents at <http://www.sgs.com.tw/Terms-and-Conditions>. Attention is drawn to the limitation of liability, indemnification and jurisdiction issues defined therein. Any holder of this document is advised that information contained hereon reflects the Company's findings at the time of its intervention only and within the limits of Client's instructions, if any. The Company's sole responsibility is to its Client and this document does not exonerate parties to a transaction from exercising all their rights and obligations under the transaction documents. This document cannot be reproduced except in full, without prior written approval of the Company. Any unauthorized alteration, forgery or falsification of the content or appearance of this document is unlawful and offenders may be prosecuted to the fullest extent of the law.

SGS Taiwan Ltd.

No.134,Wu Kung Road, New Taipei Industrial Park, Wuku District, New Taipei City, Taiwan/新北市五股區新北產業園區五工路 134 號

台灣檢驗科技股份有限公司

t (886-2) 2299-3279

f (886-2) 2298-0488

www.sgs.com.tw

Member of SGS Group

Contents

0. Guidance applied	4
1. General Information	5
1.1 Testing Laboratory	5
1.2 Details of Applicant	5
1.3 Description of EUT	6
1.4 Test Environment	42
1.5 Operation Description	42
1.6 EUT Testing Position	44
1.7 Evaluation Procedures	46
1.8 Probe Calibration Procedures	48
1.9 Operating modes validation by power measurement	51
1.10 SAR System Description and Setup	54
1.10.1 Power density measurement system	56
1.11 System Components	63
1.12 Test Standards and Limits	65
2. Summary of Results	68
2.1 Decision rules	68
2.2 Summary of SAR Results	68
2.3 Summary of PD Results	73
2.4 Reporting statements of conformity	73
3. Simultaneous Transmission Analysis	74
3.1 Estimated SAR calculation	75
3.2 SPLSR evaluation and analysis	75
4. Instruments List	78
5. Measurements	79
6. SAR System Performance Verification	127
7. Uncertainty Budget	134
Appendixes	138
TESA2204000033EN SAR_Appendix A Photographs	138
TESA2204000033EN SAR_Appendix B DAE & Probe Cal. Certificate	138
TESA2204000033EN SAR_Appendix C Phantom Description & Dipole Cal. Certificate	138

Unless otherwise stated the results shown in this test report refer only to the sample(s) tested and such sample(s) are retained for 90 days only.
除非另有說明，此報告結果僅對測試之樣品負責，同時此樣品僅保留90天。本報告未經本公司書面許可，不可部份複製。

This document is issued by the Company subject to its General Conditions of Service printed overleaf, available on request or accessible at <http://www.sgs.com.tw/Terms-and-Conditions> and for electronic format documents, subject to Terms and Conditions for Electronic Documents at <http://www.sgs.com.tw/Terms-and-Conditions>. Attention is drawn to the limitation of liability, indemnification and jurisdiction issues defined therein. Any holder of this document is advised that information contained hereon reflects the Company's findings at the time of its intervention only and within the limits of Client's instructions, if any. The Company's sole responsibility is to its Client and this document does not exonerate parties to a transaction from exercising all their rights and obligations under the transaction documents. This document cannot be reproduced except in full, without prior written approval of the Company. Any unauthorized alteration, forgery or falsification of the content or appearance of this document is unlawful and offenders may be prosecuted to the fullest extent of the law.

0. Guidance applied

- ANSI/IEEE C95.1-1992
- IEEE 1528-2013
- IEC/IEEE 62209-1528:2020
- SPEAG DASY6 System Handbook
- SPEAG DASY6 Application Note
(Interim Procedure for Device Operation at 6GHz-10GHz)
- IEC TR 63170:2018
- IEC 62479:2010
- FCC KDB 865664 D01 v01r04
- FCC KDB 865664 D02 v01r02
- FCC KDB 447498 D01 v06
- FCC KDB 616217 D04 v01r02
- FCC KDB 248227 D01 v02r02

Unless otherwise stated the results shown in this test report refer only to the sample(s) tested and such sample(s) are retained for 90 days only.

除非另有說明，此報告結果僅對測試之樣品負責，同時此樣品僅保留90天。本報告未經本公司書面許可，不可部份複製。

This document is issued by the Company subject to its General Conditions of Service printed overleaf, available on request or accessible at <http://www.sgs.com.tw/Terms-and-Conditions> and for electronic format documents, subject to Terms and Conditions for Electronic Documents at <http://www.sgs.com.tw/Terms-and-Conditions>. Attention is drawn to the limitation of liability, indemnification and jurisdiction issues defined therein. Any holder of this document is advised that information contained hereon reflects the Company's findings at the time of its intervention only and within the limits of Client's instructions, if any. The Company's sole responsibility is to its Client and this document does not exonerate parties to a transaction from exercising all their rights and obligations under the transaction documents. This document cannot be reproduced except in full, without prior written approval of the Company. Any unauthorized alteration, forgery or falsification of the content or appearance of this document is unlawful and offenders may be prosecuted to the fullest extent of the law.

SGS Taiwan Ltd.

No.134,Wu Kung Road, New Taipei Industrial Park, Wuku District, New Taipei City, Taiwan/新北市五股區新北產業園區五工路 134 號

台灣檢驗科技股份有限公司

t (886-2) 2299-3279

f (886-2) 2298-0488

www.sgs.com.tw

Member of SGS Group

1. General Information

1.1 Testing Laboratory

SGS Taiwan Ltd. Central RF Lab	
1F, No. 8, Alley 15, Lane 120, Sec. 1, NeiHu Road, Neihu District, Taipei City, 11493, Taiwan.	
FCC Designation Number	TW0029
Tel	+886-2-2299-3279
Fax	+886-2-2298-0488
Internet	http://www.tw.sgs.com/

1.2 Details of Applicant

Company Name	Acer Incorporated
Company Address	8F., No. 88, Sec. 1, Xintai 5th Rd., Xizhi, New Taipei City 22181, Taiwan (R.O.C)

Unless otherwise stated the results shown in this test report refer only to the sample(s) tested and such sample(s) are retained for 90 days only.

除非另有說明，此報告結果僅對測試之樣品負責，同時此樣品僅保留90天。本報告未經本公司書面許可，不可部份複製。

This document is issued by the Company subject to its General Conditions of Service printed overleaf, available on request or accessible at <http://www.sgs.com.tw/Terms-and-Conditions> and for electronic format documents, subject to Terms and Conditions for Electronic Documents at <http://www.sgs.com.tw/Terms-and-Conditions>. Attention is drawn to the limitation of liability, indemnification and jurisdiction issues defined therein. Any holder of this document is advised that information contained hereon reflects the Company's findings at the time of its intervention only and within the limits of Client's instructions, if any. The Company's sole responsibility is to its Client and this document does not exonerate parties to a transaction from exercising all their rights and obligations under the transaction documents. This document cannot be reproduced except in full, without prior written approval of the Company. Any unauthorized alteration, forgery or falsification of the content or appearance of this document is unlawful and offenders may be prosecuted to the fullest extent of the law.

SGS Taiwan Ltd.

No.134,Wu Kung Road, New Taipei Industrial Park, Wuku District, New Taipei City, Taiwan/新北市五股區新北產業園區五工路 134 號

台灣檢驗科技股份有限公司

t (886-2) 2299-3279


f (886-2) 2298-0488

www.sgs.com.tw

Member of SGS Group

1.3 Description of EUT

General Information of Host:

Product Name	Notebook Computer	
Brand Name		
Model No.	N22Q14	
Integrated Module	Brand Name: Intel® Wi-Fi 6E AX211 Model Name: AX211NGW	
FCC ID	HLZAX211NG	
Mode of Operation	<input checked="" type="checkbox"/> WLAN802.11 <input checked="" type="checkbox"/> Bluetooth	
Duty Cycle	WLAN802.11	Refer to page 37-40
	Bluetooth	75.6%
Supported Radios	802.11b/g/n/ax	2.4GHz (2400.0 – 2483.5 MHz)
	802.11a/n/ac/ax	5.2GHz (5150.0 – 5350.0 MHz) 5.6GHz (5470.0 – 5725.0 MHz) 5.8GHz (5725.0 – 5850.0 MHz)
	802.11ax	6.0GHz (5925.0 - 7125.0MHz)
	Bluetooth 5.2	2.4GHz (2400.0 – 2483.5 MHz)

Unless otherwise stated the results shown in this test report refer only to the sample(s) tested and such sample(s) are retained for 90 days only.

除非另有說明，此報告結果僅對測試之樣品負責，同時此樣品僅保留90天。本報告未經本公司書面許可，不可部份複製。

This document is issued by the Company subject to its General Conditions of Service printed overleaf, available on request or accessible at <http://www.sgs.com.tw/Terms-and-Conditions> and for electronic format documents, subject to Terms and Conditions for Electronic Documents at <http://www.sgs.com.tw/Terms-and-Conditions>. Attention is drawn to the limitation of liability, indemnification and jurisdiction issues defined therein. Any holder of this document is advised that information contained hereon reflects the Company's findings at the time of its intervention only and within the limits of Client's instructions, if any. The Company's sole responsibility is to its Client and this document does not exonerate parties to a transaction from exercising all their rights and obligations under the transaction documents. This document cannot be reproduced except in full, without prior written approval of the Company. Any unauthorized alteration, forgery or falsification of the content or appearance of this document is unlawful and offenders may be prosecuted to the fullest extent of the law.

SGS Taiwan Ltd.

No.134,Wu Kung Road, New Taipei Industrial Park, Wuku District, New Taipei City, Taiwan/新北市五股區新北產業園區五工路 134 號

台灣檢驗科技股份有限公司

t (886-2) 2299-3279

f (886-2) 2298-0488

www.sgs.com.tw

Member of SGS Group

Summary of Maximum SAR and Power Density Value			
Mode	Highest SAR1g Body (W/kg)	Highest APD (W/m ²)	Highest PD (W/m ²)
2.4G WLAN	1.18	N/A	N/A
5G WLAN	1.19	N/A	N/A
6E WLAN	1.15	8.24	8.54
Bluetooth(GFSK)	0.41	N/A	N/A

Unless otherwise stated the results shown in this test report refer only to the sample(s) tested and such sample(s) are retained for 90 days only.

除非另有說明，此報告結果僅對測試之樣品負責，同時此樣品僅保留90天。本報告未經本公司書面許可，不可部份複製。

This document is issued by the Company subject to its General Conditions of Service printed overleaf, available on request or accessible at <http://www.sgs.com.tw/Terms-and-Conditions> and for electronic format documents, subject to Terms and Conditions for Electronic Documents at <http://www.sgs.com.tw/Terms-and-Conditions>. Attention is drawn to the limitation of liability, indemnification and jurisdiction issues defined therein. Any holder of this document is advised that information contained hereon reflects the Company's findings at the time of its intervention only and within the limits of Client's instructions, if any. The Company's sole responsibility is to its Client and this document does not exonerate parties to a transaction from exercising all their rights and obligations under the transaction documents. This document cannot be reproduced except in full, without prior written approval of the Company. Any unauthorized alteration, forgery or falsification of the content or appearance of this document is unlawful and offenders may be prosecuted to the fullest extent of the law.

SGS Taiwan Ltd.

No.134,Wu Kung Road, New Taipei Industrial Park, Wuku District, New Taipei City, Taiwan/新北市五股區新北產業園區五工路 134 號

台灣檢驗科技股份有限公司

t (886-2) 2299-3279

f (886-2) 2298-0488

www.sgs.com.tw

Member of SGS Group

WLAN conducted power table:

Notebook mode

Main						
Band	Mode	Channel	Frequency (MHz)	Data Rate	Max. Rated Avg. Power + Max. Tolerance (dBm)	Average power (dBm)
2.45GHz	802.11b	1	2412	1Mbps	18.00	17.92
		6	2437		18.00	17.98
		11	2462		18.00	17.99
	802.11g	1	2412	6Mbps	18.00	17.89
		6	2437		18.00	17.86
		11	2462		18.00	17.87
	802.11n20-HT0	1	2412	MCS0	18.00	17.83
		6	2437		18.00	17.94
		11	2462		18.00	17.89
	802.11ax20-HE0	1	2412	MCS0	18.00	17.85
		6	2437		18.00	17.87
		11	2462		18.00	17.95
	802.11n40-HT0	3	2422	MCS0	16.50	16.46
		6	2437		18.00	17.83
		9	2452		17.00	16.93
	802.11ax40-HE0	3	2422	MCS0	16.50	16.45
		6	2437		18.00	17.94
		9	2452		17.00	16.94

Unless otherwise stated the results shown in this test report refer only to the sample(s) tested and such sample(s) are retained for 90 days only.
 除非另有說明，此報告結果僅對測試之樣品負責，同時此樣品僅保留90天。本報告未經本公司書面許可，不可部份複製。

This document is issued by the Company subject to its General Conditions of Service printed overleaf, available on request or accessible at <http://www.sgs.com.tw/Terms-and-Conditions> and for electronic format documents, subject to Terms and Conditions for Electronic Documents at <http://www.sgs.com.tw/Terms-and-Conditions>. Attention is drawn to the limitation of liability, indemnification and jurisdiction issues defined therein. Any holder of this document is advised that information contained hereon reflects the Company's findings at the time of its intervention only and within the limits of Client's instructions, if any. The Company's sole responsibility is to its Client and this document does not exonerate parties to a transaction from exercising all their rights and obligations under the transaction documents. This document cannot be reproduced except in full, without prior written approval of the Company. Any unauthorized alteration, forgery or falsification of the content or appearance of this document is unlawful and offenders may be prosecuted to the fullest extent of the law.

Main						
Band	Mode	Channel	Frequency (MHz)	Data Rate	Max. Rated Avg. Power + Max. Tolerance (dBm)	Average power (dBm)
5.15-5.25 GHz	802.11a	36	5180	6Mbps	16.50	16.35
		40	5200		16.50	16.39
		44	5220		16.50	16.46
		48	5240		16.50	16.36
	802.11n20-HT0	36	5180	MCS0	16.50	16.45
		40	5200		16.50	16.34
		44	5220		16.50	16.43
		48	5240		16.50	16.37
	802.11ax20-HE0	36	5180	MCS0	16.50	16.40
		40	5200		16.50	16.37
		44	5220		16.50	16.31
		48	5240		16.50	16.39
	802.11n40-HT0	38	5190	MCS0	16.50	16.35
		46	5230		16.50	16.38
	802.11ax40-HE0	38	5190	MCS0	16.50	16.36
		46	5230		16.50	16.34
	802.11ac80-VHT0	42	5210	MCS0	16.50	16.49
	802.11ax80-HE0	42	5210	MCS0	16.50	16.35
	802.11ac160-VHT0	50	5250	MCS0	15.25	15.09
	802.11ax160-HE0	50	5250	MCS0	15.25	15.12

Unless otherwise stated the results shown in this test report refer only to the sample(s) tested and such sample(s) are retained for 90 days only.

除非另有說明，此報告結果僅對測試之樣品負責，同時此樣品僅保留90天。本報告未經本公司書面許可，不可部份複製。

This document is issued by the Company subject to its General Conditions of Service printed overleaf, available on request or accessible at <http://www.sgs.com.tw/Terms-and-Conditions> and for electronic format documents, subject to Terms and Conditions for Electronic Documents at <http://www.sgs.com.tw/Terms-and-Conditions>. Attention is drawn to the limitation of liability, indemnification and jurisdiction issues defined therein. Any holder of this document is advised that information contained hereon reflects the Company's findings at the time of its intervention only and within the limits of Client's instructions, if any. The Company's sole responsibility is to its Client and this document does not exonerate parties to a transaction from exercising all their rights and obligations under the transaction documents. This document cannot be reproduced except in full, without prior written approval of the Company. Any unauthorized alteration, forgery or falsification of the content or appearance of this document is unlawful and offenders may be prosecuted to the fullest extent of the law.

SGS Taiwan Ltd.

No.134,Wu Kung Road, New Taipei Industrial Park, Wuku District, New Taipei City, Taiwan/新北市五股區新北產業園區五工路 134 號

台灣檢驗科技股份有限公司

t (886-2) 2299-3279

f (886-2) 2298-0488

www.sgs.com.tw

Member of SGS Group

Main						
Band	Mode	Channel	Frequency (MHz)	Data Rate	Max. Rated Avg. Power + Max. Tolerance (dBm)	Average power (dBm)
5.25-5.35 GHz	802.11a	52	5260	6Mbps	16.50	16.36
		56	5280		16.50	16.33
		60	5300		16.50	16.34
		64	5320		16.50	16.41
	802.11n20-HT0	52	5260	MCS0	16.50	16.42
		56	5280		16.50	16.45
		60	5300		16.50	16.35
		64	5320		16.50	16.38
	802.11ax20-HE0	52	5260	MCS0	16.50	16.42
		56	5280		16.50	16.34
		60	5300		16.50	16.43
		64	5320		16.50	16.47
	802.11n40-HT0	54	5270	MCS0	16.50	16.44
		62	5310		16.50	16.38
	802.11ax40-HE0	54	5270	MCS0	16.50	16.45
		62	5310		16.50	16.46
	802.11ac80-VHT0	58	5290	MCS0	16.50	16.48
	802.11ax80-HE0	58	5290	MCS0	16.50	16.37

Unless otherwise stated the results shown in this test report refer only to the sample(s) tested and such sample(s) are retained for 90 days only.

除非另有說明，此報告結果僅對測試之樣品負責，同時此樣品僅保留90天。本報告未經本公司書面許可，不可部份複製。

This document is issued by the Company subject to its General Conditions of Service printed overleaf, available on request or accessible at <http://www.sgs.com.tw/Terms-and-Conditions> and for electronic format documents, subject to Terms and Conditions for Electronic Documents at <http://www.sgs.com.tw/Terms-and-Conditions>. Attention is drawn to the limitation of liability, indemnification and jurisdiction issues defined therein. Any holder of this document is advised that information contained hereon reflects the Company's findings at the time of its intervention only and within the limits of Client's instructions, if any. The Company's sole responsibility is to its Client and this document does not exonerate parties to a transaction from exercising all their rights and obligations under the transaction documents. This document cannot be reproduced except in full, without prior written approval of the Company. Any unauthorized alteration, forgery or falsification of the content or appearance of this document is unlawful and offenders may be prosecuted to the fullest extent of the law.

SGS Taiwan Ltd.

No.134,Wu Kung Road, New Taipei Industrial Park, Wuku District, New Taipei City, Taiwan/新北市五股區新北產業園區五工路 134 號

台灣檢驗科技股份有限公司

t (886-2) 2299-3279

f (886-2) 2298-0488

www.sgs.com.tw

Member of SGS Group

Main						
Band	Mode	Channel	Frequency (MHz)	Data Rate	Max. Rated Avg. Power + Max. Tolerance (dBm)	Average power (dBm)
5.6GHz	802.11a	100	5500	6Mbps	16.50	16.46
		120	5600		16.50	16.47
		140	5700		16.50	16.43
		144	5720		16.50	16.41
	802.11n20-HT0	100	5500	MCS0	16.50	16.39
		120	5600		16.50	16.43
		140	5700		16.50	16.43
		144	5720		16.50	16.41
	802.11ax20-HE0	100	5500	MCS0	16.50	16.37
		120	5600		16.50	16.38
		140	5700		16.50	16.44
		144	5720		16.50	16.46
	802.11n40-HT0	102	5510	MCS0	16.50	16.44
		118	5590		16.50	16.47
		134	5670		16.50	16.35
		142	5710		16.50	16.40
	802.11ax40-HE0	102	5510	MCS0	16.50	16.38
		118	5590		16.50	16.39
		134	5670		16.50	16.44
		142	5710		16.50	16.37
	802.11ac80-VHT0	106	5530	MCS0	16.50	16.44
		122	5610		16.50	16.41
		138	5690		16.50	16.48
	802.11ax80-HE0	106	5530	MCS0	16.50	16.33
		122	5610		16.50	16.47
		138	5690		16.50	16.36
	802.11ac160-VHT0	114	5570	MCS0	15.50	15.47
	802.11ax160-HE0	114	5570	MCS0	15.50	15.34

Unless otherwise stated the results shown in this test report refer only to the sample(s) tested and such sample(s) are retained for 90 days only.
除非另有說明，此報告結果僅對測試之樣品負責，同時此樣品僅保留90天。本報告未經本公司書面許可，不可部份複製。

This document is issued by the Company subject to its General Conditions of Service printed overleaf, available on request or accessible at <http://www.sgs.com.tw/Terms-and-Conditions> and for electronic format documents, subject to Terms and Conditions for Electronic Documents at <http://www.sgs.com.tw/Terms-and-Conditions>. Attention is drawn to the limitation of liability, indemnification and jurisdiction issues defined therein. Any holder of this document is advised that information contained hereon reflects the Company's findings at the time of its intervention only and within the limits of Client's instructions, if any. The Company's sole responsibility is to its Client and this document does not exonerate parties to a transaction from exercising all their rights and obligations under the transaction documents. This document cannot be reproduced except in full, without prior written approval of the Company. Any unauthorized alteration, forgery or falsification of the content or appearance of this document is unlawful and offenders may be prosecuted to the fullest extent of the law.

Main						
Mode	Mode	Channel	Frequency (MHz)	Data Rate	Max. Rated Avg. Power + Max. Tolerance (dBm)	Average power (dBm)
5.8GHz	802.11a	149	5745	6Mbps	16.50	16.38
		157	5785		16.50	16.43
		165	5825		16.50	16.36
	802.11n20-HT0	149	5745	MCS0	16.50	16.46
		157	5785		16.50	16.44
		165	5825		16.50	16.42
	802.11ax20-HE0	149	5745	MCS0	16.50	16.40
		157	5785		16.50	16.44
		165	5825		16.50	16.33
	802.11n40-HT0	151	5755	MCS0	16.50	16.43
		159	5795		16.50	16.45
	802.11ax40-HE0	151	5755	MCS0	16.50	16.46
		159	5795		16.50	16.35
	802.11ac80-VHT0	155	5775	MCS0	16.50	16.47
	802.11ax80-HE0	155	5775	MCS0	16.50	16.39

Unless otherwise stated the results shown in this test report refer only to the sample(s) tested and such sample(s) are retained for 90 days only.

除非另有說明，此報告結果僅對測試之樣品負責，同時此樣品僅保留90天。本報告未經本公司書面許可，不可部份複製。

This document is issued by the Company subject to its General Conditions of Service printed overleaf, available on request or accessible at <http://www.sgs.com.tw/Terms-and-Conditions> and for electronic format documents, subject to Terms and Conditions for Electronic Documents at <http://www.sgs.com.tw/Terms-and-Conditions>. Attention is drawn to the limitation of liability, indemnification and jurisdiction issues defined therein. Any holder of this document is advised that information contained hereon reflects the Company's findings at the time of its intervention only and within the limits of Client's instructions, if any. The Company's sole responsibility is to its Client and this document does not exonerate parties to a transaction from exercising all their rights and obligations under the transaction documents. This document cannot be reproduced except in full, without prior written approval of the Company. Any unauthorized alteration, forgery or falsification of the content or appearance of this document is unlawful and offenders may be prosecuted to the fullest extent of the law.

SGS Taiwan Ltd.

No.134,Wu Kung Road, New Taipei Industrial Park, Wuku District, New Taipei City, Taiwan/新北市五股區新北產業園區五工路 134 號

台灣檢驗科技股份有限公司

t (886-2) 2299-3279

f (886-2) 2298-0488

www.sgs.com.tw

Member of SGS Group

Aux						
Band	Mode	Channel	Frequency (MHz)	Data Rate	Max. Rated Avg. Power + Max. Tolerance (dBm)	Average power (dBm)
2.45GHz	802.11b	1	2412	1Mbps	18.00	17.97
		6	2437		18.00	17.95
		11	2462		18.00	17.96
	802.11g	1	2412	6Mbps	18.00	17.83
		6	2437		18.00	17.88
		11	2462		18.00	17.89
	802.11n20-HT0	1	2412	MCS0	18.00	17.86
		6	2437		18.00	17.93
		11	2462		18.00	17.85
	802.11ax20-HE0	1	2412	MCS0	18.00	17.93
		6	2437		18.00	17.89
		11	2462		18.00	17.95
	802.11n40-HT0	3	2422	MCS0	16.25	16.13
		6	2437		18.00	17.94
		9	2452		16.00	15.89
	802.11ax40-HE0	3	2422	MCS0	16.25	16.22
		6	2437		18.00	17.95
		9	2452		16.00	15.94

Unless otherwise stated the results shown in this test report refer only to the sample(s) tested and such sample(s) are retained for 90 days only.

除非另有說明，此報告結果僅對測試之樣品負責，同時此樣品僅保留90天。本報告未經本公司書面許可，不可部份複製。

This document is issued by the Company subject to its General Conditions of Service printed overleaf, available on request or accessible at <http://www.sgs.com.tw/Terms-and-Conditions> and for electronic format documents, subject to Terms and Conditions for Electronic Documents at <http://www.sgs.com.tw/Terms-and-Conditions>. Attention is drawn to the limitation of liability, indemnification and jurisdiction issues defined therein. Any holder of this document is advised that information contained hereon reflects the Company's findings at the time of its intervention only and within the limits of Client's instructions, if any. The Company's sole responsibility is to its Client and this document does not exonerate parties to a transaction from exercising all their rights and obligations under the transaction documents. This document cannot be reproduced except in full, without prior written approval of the Company. Any unauthorized alteration, forgery or falsification of the content or appearance of this document is unlawful and offenders may be prosecuted to the fullest extent of the law.

SGS Taiwan Ltd.

No.134,Wu Kung Road, New Taipei Industrial Park, Wuku District, New Taipei City, Taiwan/新北市五股區新北產業園區五工路 134 號

台灣檢驗科技股份有限公司

t (886-2) 2299-3279

f (886-2) 2298-0488

www.sgs.com.tw

Member of SGS Group

Aux						
Band	Mode	Channel	Frequency (MHz)	Data Rate	Max. Rated Avg. Power + Max. Tolerance (dBm)	Average power (dBm)
5.15-5.25 GHz	802.11a	36	5180	6Mbps	16.50	16.44
		40	5200		16.50	16.37
		44	5220		16.50	16.33
		48	5240		16.50	16.33
	802.11n20-HT0	36	5180	MCS0	16.50	16.45
		40	5200		16.50	16.38
		44	5220		16.50	16.36
		48	5240		16.50	16.37
	802.11ax20-HE0	36	5180	MCS0	16.50	16.34
		40	5200		16.50	16.42
		44	5220		16.50	16.33
		48	5240		16.50	16.46
	802.11n40-HT0	38	5190	MCS0	16.50	16.42
		46	5230		16.50	16.44
	802.11ax40-HE0	38	5190	MCS0	16.50	16.36
		46	5230		16.50	16.33
	802.11ac80-VHT0	42	5210	MCS0	16.50	16.48
	802.11ax80-HE0	42	5210	MCS0	16.50	16.41
	802.11ac160-VHT0	50	5250	MCS0	16.00	15.91
	802.11ax160-HE0	50	5250	MCS0	16.00	15.97

Unless otherwise stated the results shown in this test report refer only to the sample(s) tested and such sample(s) are retained for 90 days only.
除非另有說明，此報告結果僅對測試之樣品負責，同時此樣品僅保留90天。本報告未經本公司書面許可，不可部份複製。

This document is issued by the Company subject to its General Conditions of Service printed overleaf, available on request or accessible at <http://www.sgs.com.tw/Terms-and-Conditions> and for electronic format documents, subject to Terms and Conditions for Electronic Documents at <http://www.sgs.com.tw/Terms-and-Conditions>. Attention is drawn to the limitation of liability, indemnification and jurisdiction issues defined therein. Any holder of this document is advised that information contained hereon reflects the Company's findings at the time of its intervention only and within the limits of Client's instructions, if any. The Company's sole responsibility is to its Client and this document does not exonerate parties to a transaction from exercising all their rights and obligations under the transaction documents. This document cannot be reproduced except in full, without prior written approval of the Company. Any unauthorized alteration, forgery or falsification of the content or appearance of this document is unlawful and offenders may be prosecuted to the fullest extent of the law.

Aux						
Band	Mode	Channel	Frequency (MHz)	Data Rate	Max. Rated Avg. Power + Max. Tolerance (dBm)	Average power (dBm)
5.25-5.35 GHz	802.11a	52	5260	6Mbps	16.50	16.43
		56	5280		16.50	16.44
		60	5300		16.50	16.39
		64	5320		16.50	16.34
	802.11n20-HT0	52	5260	MCS0	16.50	16.36
		56	5280		16.50	16.42
		60	5300		16.50	16.38
		64	5320		16.50	16.40
	802.11ax20-HE0	52	5260	MCS0	16.50	16.45
		56	5280		16.50	16.40
		60	5300		16.50	16.33
		64	5320		16.50	16.44
	802.11n40-HT0	54	5270	MCS0	16.50	16.43
		62	5310		16.50	16.42
	802.11ax40-HE0	54	5270	MCS0	16.50	16.45
		62	5310		16.50	16.36
	802.11ac80-VHT0	58	5290	MCS0	16.50	16.49
	802.11ax80-HE0	58	5290	MCS0	16.50	16.33

Unless otherwise stated the results shown in this test report refer only to the sample(s) tested and such sample(s) are retained for 90 days only.
除非另有說明，此報告結果僅對測試之樣品負責，同時此樣品僅保留90天。本報告未經本公司書面許可，不可部份複製。

This document is issued by the Company subject to its General Conditions of Service printed overleaf, available on request or accessible at <http://www.sgs.com.tw/Terms-and-Conditions> and for electronic format documents, subject to Terms and Conditions for Electronic Documents at <http://www.sgs.com.tw/Terms-and-Conditions>. Attention is drawn to the limitation of liability, indemnification and jurisdiction issues defined therein. Any holder of this document is advised that information contained hereon reflects the Company's findings at the time of its intervention only and within the limits of Client's instructions, if any. The Company's sole responsibility is to its Client and this document does not exonerate parties to a transaction from exercising all their rights and obligations under the transaction documents. This document cannot be reproduced except in full, without prior written approval of the Company. Any unauthorized alteration, forgery or falsification of the content or appearance of this document is unlawful and offenders may be prosecuted to the fullest extent of the law.

Aux						
Band	Mode	Channel	Frequency (MHz)	Data Rate	Max. Rated Avg. Power + Max. Tolerance (dBm)	Average power (dBm)
5.6GHz	802.11a	100	5500	6Mbps	16.50	16.41
		120	5600		16.50	16.39
		140	5700		16.50	16.42
		144	5720		16.50	16.40
	802.11n20-HT0	100	5500	MCS0	16.50	16.39
		120	5600		16.50	16.39
		140	5700		16.50	16.45
		144	5720		16.50	16.44
	802.11ax20-HE0	100	5500	MCS0	16.50	16.46
		120	5600		16.50	16.36
		140	5700		16.50	16.42
		144	5720		16.50	16.36
	802.11n40-HT0	102	5510	MCS0	16.50	16.36
		118	5590		16.50	16.33
		134	5670		16.50	16.41
		142	5710		16.50	16.40
	802.11ax40-HE0	102	5510	MCS0	16.50	16.40
		118	5590		16.50	16.46
		134	5670		16.50	16.46
		142	5710		16.50	16.38
	802.11ac80-VHT0	106	5530	MCS0	16.50	16.45
		122	5610		16.50	16.44
		138	5690		16.50	16.49
	802.11ax80-HE0	106	5530	MCS0	16.50	16.33
		122	5610		16.50	16.40
		138	5690		16.50	16.36
	802.11ac160-VHT0	114	5570	MCS0	16.25	16.10
	802.11ax160-HE0	114	5570	MCS0	16.25	16.17

Unless otherwise stated the results shown in this test report refer only to the sample(s) tested and such sample(s) are retained for 90 days only.

除非另有說明，此報告結果僅對測試之樣品負責，同時此樣品僅保留90天。本報告未經本公司書面許可，不可部份複製。

This document is issued by the Company subject to its General Conditions of Service printed overleaf, available on request or accessible at <http://www.sgs.com.tw/Terms-and-Conditions> and for electronic format documents, subject to Terms and Conditions for Electronic Documents at <http://www.sgs.com.tw/Terms-and-Conditions>. Attention is drawn to the limitation of liability, indemnification and jurisdiction issues defined therein. Any holder of this document is advised that information contained hereon reflects the Company's findings at the time of its intervention only and within the limits of Client's instructions, if any. The Company's sole responsibility is to its Client and this document does not exonerate parties to a transaction from exercising all their rights and obligations under the transaction documents. This document cannot be reproduced except in full, without prior written approval of the Company. Any unauthorized alteration, forgery or falsification of the content or appearance of this document is unlawful and offenders may be prosecuted to the fullest extent of the law.

SGS Taiwan Ltd.

No.134,Wu Kung Road, New Taipei Industrial Park, Wuku District, New Taipei City, Taiwan/新北市五股區新北產業園區五工路 134 號

台灣檢驗科技股份有限公司

t (886-2) 2299-3279

f (886-2) 2298-0488

www.sgs.com.tw

Member of SGS Group

Aux						
Mode	Mode	Channel	Frequency (MHz)	Data Rate	Max. Rated Avg. Power + Max. Tolerance (dBm)	Average power (dBm)
5.8GHz	802.11a	149	5745	6Mbps	16.50	16.39
		157	5785		16.50	16.38
		165	5825		16.50	16.34
	802.11n20-HT0	149	5745	MCS0	16.50	16.46
		157	5785		16.50	16.41
		165	5825		16.50	16.44
	802.11ax20-HE0	149	5745	MCS0	16.50	16.41
		157	5785		16.50	16.34
		165	5825		16.50	16.46
	802.11n40-HT0	151	5755	MCS0	16.50	16.36
		159	5795		16.50	16.41
	802.11ax40-HE0	151	5755	MCS0	16.50	16.44
		159	5795		16.50	16.38
	802.11ac80-VHT0	155	5775	MCS0	16.50	16.47
	802.11ax80-HE0	155	5775	MCS0	16.50	16.39

Unless otherwise stated the results shown in this test report refer only to the sample(s) tested and such sample(s) are retained for 90 days only.

除非另有說明，此報告結果僅對測試之樣品負責，同時此樣品僅保留90天。本報告未經本公司書面許可，不可部份複製。

This document is issued by the Company subject to its General Conditions of Service printed overleaf, available on request or accessible at <http://www.sgs.com.tw/Terms-and-Conditions> and for electronic format documents, subject to Terms and Conditions for Electronic Documents at <http://www.sgs.com.tw/Terms-and-Conditions>. Attention is drawn to the limitation of liability, indemnification and jurisdiction issues defined therein. Any holder of this document is advised that information contained hereon reflects the Company's findings at the time of its intervention only and within the limits of Client's instructions, if any. The Company's sole responsibility is to its Client and this document does not exonerate parties to a transaction from exercising all their rights and obligations under the transaction documents. This document cannot be reproduced except in full, without prior written approval of the Company. Any unauthorized alteration, forgery or falsification of the content or appearance of this document is unlawful and offenders may be prosecuted to the fullest extent of the law.

SGS Taiwan Ltd.

No.134,Wu Kung Road, New Taipei Industrial Park, Wuku District, New Taipei City, Taiwan/新北市五股區新北產業園區五工路 134 號

台灣檢驗科技股份有限公司

t (886-2) 2299-3279

f (886-2) 2298-0488

www.sgs.com.tw

Member of SGS Group

Main						
Band	Mode	Channel	Frequency (MHz)	Data Rate	Max. Rated Avg. Power + Max. Tolerance (dBm)	Average power (dBm)
U-NII-5 6.2GHz	802.11ax20-HE0	1	5955	MCS0	7.00	6.96
		45	6175		7.00	6.83
		93	6415		7.00	6.93
	802.11ax40-HE0	3	5965	MCS0	10.00	9.95
		43	6165		10.00	9.94
		91	6405		10.00	9.95
	802.11ax80-HE0	7	5985	MCS0	13.00	12.89
		39	6145		13.00	12.96
		87	6385		13.00	12.94
	802.11ax160-HE0	15	6025	MCS0	13.50	13.45
		47	6185		13.50	13.49
		79	6345		13.50	13.41

Main						
Band	Mode	Channel	Frequency (MHz)	Data Rate	Max. Rated Avg. Power + Max. Tolerance (dBm)	Average power (dBm)
U-NII-6 6.5GHz	802.11ax20-HE0	97	6435	MCS0	7.00	6.94
		105	6475		7.00	6.84
		113	6515		7.00	6.88
	802.11ax40-HE0	99	6445	MCS0	10.00	9.95
		107	6485		10.00	9.85
	802.11ax80-HE0	103	6465	MCS0	13.00	12.97
		119	6545		13.00	12.93
	802.11ax160-HE0	111	6505	MCS0	13.50	13.48

Unless otherwise stated the results shown in this test report refer only to the sample(s) tested and such sample(s) are retained for 90 days only.

除非另有說明，此報告結果僅對測試之樣品負責，同時此樣品僅保留90天。本報告未經本公司書面許可，不可部份複製。

This document is issued by the Company subject to its General Conditions of Service printed overleaf, available on request or accessible at <http://www.sgs.com.tw/Terms-and-Conditions> and for electronic format documents, subject to Terms and Conditions for Electronic Documents at <http://www.sgs.com.tw/Terms-and-Conditions>. Attention is drawn to the limitation of liability, indemnification and jurisdiction issues defined therein. Any holder of this document is advised that information contained hereon reflects the Company's findings at the time of its intervention only and within the limits of Client's instructions, if any. The Company's sole responsibility is to its Client and this document does not exonerate parties to a transaction from exercising all their rights and obligations under the transaction documents. This document cannot be reproduced except in full, without prior written approval of the Company. Any unauthorized alteration, forgery or falsification of the content or appearance of this document is unlawful and offenders may be prosecuted to the fullest extent of the law.

SGS Taiwan Ltd.

No.134,Wu Kung Road, New Taipei Industrial Park, Wuku District, New Taipei City, Taiwan/新北市五股區新北產業園區五工路 134 號

台灣檢驗科技股份有限公司

t (886-2) 2299-3279

f (886-2) 2298-0488

www.sgs.com.tw

Member of SGS Group

Main						
Band	Mode	Channel	Frequency (MHz)	Data Rate	Max. Rated Avg. Power + Max. Tolerance (dBm)	Average power (dBm)
U-NII-7 6.7GHz	802.11ax20-HE0	117	6535	MCS0	7.00	6.88
		149	6695		7.00	6.86
		181	6855		7.00	6.91
	802.11ax40-HE0	115	6525	MCS0	10.00	9.96
		147	6685		10.00	9.89
		179	6845		10.00	9.87
	802.11ax80-HE0	135	6625	MCS0	13.00	12.93
		151	6705		13.00	12.92
		167	6785		13.00	12.94
	802.11ax160-HE0	143	6665	MCS0	13.50	13.46
		175	6825		13.50	13.49

Main						
Mode	Mode	Channel	Frequency (MHz)	Data Rate	Max. Rated Avg. Power + Max. Tolerance (dBm)	Average power (dBm)
U-NII-8 7.0GHz	802.11ax20-HE0	185	6875	MCS0	7.00	6.92
		209	6995		7.00	6.89
		233	7115		7.00	6.83
	802.11ax40-HE0	187	6885	MCS0	10.00	9.88
		227	7085		10.00	9.83
	802.11ax80-HE0	183	6865	MCS0	13.00	12.96
		199	6945		13.00	12.92
		215	7025		13.00	12.91
	802.11ax160-HE0	207	6985	MCS0	13.50	13.49

Unless otherwise stated the results shown in this test report refer only to the sample(s) tested and such sample(s) are retained for 90 days only.

除非另有說明，此報告結果僅對測試之樣品負責，同時此樣品僅保留90天。本報告未經本公司書面許可，不可部份複製。

This document is issued by the Company subject to its General Conditions of Service printed overleaf, available on request or accessible at <http://www.sgs.com.tw/Terms-and-Conditions> and for electronic format documents, subject to Terms and Conditions for Electronic Documents at <http://www.sgs.com.tw/Terms-and-Conditions>. Attention is drawn to the limitation of liability, indemnification and jurisdiction issues defined therein. Any holder of this document is advised that information contained hereon reflects the Company's findings at the time of its intervention only and within the limits of Client's instructions, if any. The Company's sole responsibility is to its Client and this document does not exonerate parties to a transaction from exercising all their rights and obligations under the transaction documents. This document cannot be reproduced except in full, without prior written approval of the Company. Any unauthorized alteration, forgery or falsification of the content or appearance of this document is unlawful and offenders may be prosecuted to the fullest extent of the law.

SGS Taiwan Ltd.

No.134,Wu Kung Road, New Taipei Industrial Park, Wuku District, New Taipei City, Taiwan/新北市五股區新北產業園區五工路 134 號

台灣檢驗科技股份有限公司

t (886-2) 2299-3279

f (886-2) 2298-0488

www.sgs.com.tw

Member of SGS Group

Aux						
Band	Mode	Channel	Frequency (MHz)	Data Rate	Max. Rated Avg. Power + Max. Tolerance (dBm)	Average power (dBm)
U-NII-5 6.2GHz	802.11ax20-HE0	1	5955	MCS0	7.00	6.84
		45	6175		7.00	6.83
		93	6415		7.00	6.87
	802.11ax40-HE0	3	5965	MCS0	10.00	9.97
		43	6165		10.00	9.96
		91	6405		10.00	9.88
	802.11ax80-HE0	7	5985	MCS0	13.00	12.92
		39	6145		13.00	12.93
		87	6385		13.00	12.90
	802.11ax160-HE0	15	6025	MCS0	13.50	13.47
		47	6185		13.50	13.41
		79	6345		13.50	13.45

Aux						
Band	Mode	Channel	Frequency (MHz)	Data Rate	Max. Rated Avg. Power + Max. Tolerance (dBm)	Average power (dBm)
U-NII-6 6.5GHz	802.11ax20-HE0	97	6435	MCS0	7.00	6.93
		105	6475		7.00	6.92
		113	6515		7.00	6.96
	802.11ax40-HE0	99	6445	MCS0	10.00	9.88
		107	6485		10.00	9.83
	802.11ax80-HE0	103	6465	MCS0	13.00	12.90
		119	6545		13.00	12.84
	802.11ax160-HE0	111	6505	MCS0	13.50	13.46

Unless otherwise stated the results shown in this test report refer only to the sample(s) tested and such sample(s) are retained for 90 days only.

除非另有說明，此報告結果僅對測試之樣品負責，同時此樣品僅保留90天。本報告未經本公司書面許可，不可部份複製。

This document is issued by the Company subject to its General Conditions of Service printed overleaf, available on request or accessible at <http://www.sgs.com.tw/Terms-and-Conditions> and for electronic format documents, subject to Terms and Conditions for Electronic Documents at <http://www.sgs.com.tw/Terms-and-Conditions>. Attention is drawn to the limitation of liability, indemnification and jurisdiction issues defined therein. Any holder of this document is advised that information contained hereon reflects the Company's findings at the time of its intervention only and within the limits of Client's instructions, if any. The Company's sole responsibility is to its Client and this document does not exonerate parties to a transaction from exercising all their rights and obligations under the transaction documents. This document cannot be reproduced except in full, without prior written approval of the Company. Any unauthorized alteration, forgery or falsification of the content or appearance of this document is unlawful and offenders may be prosecuted to the fullest extent of the law.

SGS Taiwan Ltd.

No.134,Wu Kung Road, New Taipei Industrial Park, Wuku District, New Taipei City, Taiwan/新北市五股區新北產業園區五工路 134 號

台灣檢驗科技股份有限公司

t (886-2) 2299-3279

f (886-2) 2298-0488

www.sgs.com.tw

Member of SGS Group

Aux						
Band	Mode	Channel	Frequency (MHz)	Data Rate	Max. Rated Avg. Power + Max. Tolerance (dBm)	Average power (dBm)
U-NII-7 6.7GHz	802.11ax20-HE0	117	6535	MCS0	7.00	6.95
		149	6695		7.00	6.88
		181	6855		7.00	6.83
	802.11ax40-HE0	115	6525	MCS0	10.00	9.95
		147	6685		10.00	9.86
		179	6845		10.00	9.95
	802.11ax80-HE0	135	6625	MCS0	13.00	12.84
		151	6705		13.00	12.83
		167	6785		13.00	12.95
	802.11ax160-HE0	143	6665	MCS0	13.50	13.49
		175	6825		13.50	13.43

Aux						
Mode	Mode	Channel	Frequency (MHz)	Data Rate	Max. Rated Avg. Power + Max. Tolerance (dBm)	Average power (dBm)
U-NII-8 7.0GHz	802.11ax20-HE0	185	6875	MCS0	7.00	6.85
		209	6995		7.00	6.97
		233	7115		7.00	6.88
	802.11ax40-HE0	187	6885	MCS0	10.00	9.95
		227	7085		10.00	9.84
	802.11ax80-HE0	183	6865	MCS0	13.00	12.91
		199	6945		13.00	12.90
		215	7025		13.00	12.93
	802.11ax160-HE0	207	6985	MCS0	13.50	13.44

Unless otherwise stated the results shown in this test report refer only to the sample(s) tested and such sample(s) are retained for 90 days only.

除非另有說明，此報告結果僅對測試之樣品負責，同時此樣品僅保留90天。本報告未經本公司書面許可，不可部份複製。

This document is issued by the Company subject to its General Conditions of Service printed overleaf, available on request or accessible at <http://www.sgs.com.tw/Terms-and-Conditions> and for electronic format documents, subject to Terms and Conditions for Electronic Documents at <http://www.sgs.com.tw/Terms-and-Conditions>. Attention is drawn to the limitation of liability, indemnification and jurisdiction issues defined therein. Any holder of this document is advised that information contained hereon reflects the Company's findings at the time of its intervention only and within the limits of Client's instructions, if any. The Company's sole responsibility is to its Client and this document does not exonerate parties to a transaction from exercising all their rights and obligations under the transaction documents. This document cannot be reproduced except in full, without prior written approval of the Company. Any unauthorized alteration, forgery or falsification of the content or appearance of this document is unlawful and offenders may be prosecuted to the fullest extent of the law.

SGS Taiwan Ltd.

No.134,Wu Kung Road, New Taipei Industrial Park, Wuku District, New Taipei City, Taiwan/新北市五股區新北產業園區五工路 134 號

台灣檢驗科技股份有限公司

t (886-2) 2299-3279

f (886-2) 2298-0488

www.sgs.com.tw

Member of SGS Group

Tablet mode

Main						
Band	Mode	Channel	Frequency (MHz)	Data Rate	Max. Rated Avg. Power + Max. Tolerance (dBm)	Average power (dBm)
2.45GHz	802.11b	1	2412	1Mbps	14.50	14.49
		6	2437		14.50	14.44
		11	2462		14.50	14.48
	802.11g	1	2412	6Mbps	14.50	14.34
		6	2437		14.50	14.42
		11	2462		14.50	14.39
	802.11n20-HT0	1	2412	MCS0	14.50	14.38
		6	2437		14.50	14.35
		11	2462		14.50	14.43
	802.11ax20-HE0	1	2412	MCS0	14.50	14.40
		6	2437		14.50	14.47
		11	2462		14.50	14.35
	802.11n40-HT0	3	2422	MCS0	14.50	14.41
		6	2437		14.50	14.46
		9	2452		14.50	14.34
	802.11ax40-HE0	3	2422	MCS0	14.50	14.46
		6	2437		14.50	14.34
		9	2452		14.50	14.39

Unless otherwise stated the results shown in this test report refer only to the sample(s) tested and such sample(s) are retained for 90 days only.

除非另有說明，此報告結果僅對測試之樣品負責，同時此樣品僅保留90天。本報告未經本公司書面許可，不可部份複製。

This document is issued by the Company subject to its General Conditions of Service printed overleaf, available on request or accessible at <http://www.sgs.com.tw/Terms-and-Conditions> and for electronic format documents, subject to Terms and Conditions for Electronic Documents at <http://www.sgs.com.tw/Terms-and-Conditions>. Attention is drawn to the limitation of liability, indemnification and jurisdiction issues defined therein. Any holder of this document is advised that information contained hereon reflects the Company's findings at the time of its intervention only and within the limits of Client's instructions, if any. The Company's sole responsibility is to its Client and this document does not exonerate parties to a transaction from exercising all their rights and obligations under the transaction documents. This document cannot be reproduced except in full, without prior written approval of the Company. Any unauthorized alteration, forgery or falsification of the content or appearance of this document is unlawful and offenders may be prosecuted to the fullest extent of the law.

SGS Taiwan Ltd.

No.134,Wu Kung Road, New Taipei Industrial Park, Wuku District, New Taipei City, Taiwan/新北市五股區新北產業園區五工路 134 號

台灣檢驗科技股份有限公司

t (886-2) 2299-3279

f (886-2) 2298-0488

www.sgs.com.tw

Member of SGS Group

Main						
Band	Mode	Channel	Frequency (MHz)	Data Rate	Max. Rated Avg. Power + Max. Tolerance (dBm)	Average power (dBm)
5.15-5.25 GHz	802.11a	36	5180	6Mbps	10.50	10.43
		40	5200		10.50	10.39
		44	5220		10.50	10.44
		48	5240		10.50	10.42
	802.11n20-HT0	36	5180	MCS0	10.50	10.40
		40	5200		10.50	10.35
		44	5220		10.50	10.37
		48	5240		10.50	10.42
	802.11ax20-HE0	36	5180	MCS0	10.50	10.44
		40	5200		10.50	10.38
		44	5220		10.50	10.38
		48	5240		10.50	10.34
	802.11n40-HT0	38	5190	MCS0	10.50	10.41
		46	5230		10.50	10.43
	802.11ax40-HE0	38	5190	MCS0	10.50	10.37
		46	5230		10.50	10.39
	802.11ac80-VHT0	42	5210	MCS0	10.50	10.35
	802.11ax80-HE0	42	5210	MCS0	10.50	10.41
	802.11ac160-VHT0	50	5250	MCS0	10.50	10.49
	802.11ax160-HE0	50	5250	MCS0	10.50	10.44

Unless otherwise stated the results shown in this test report refer only to the sample(s) tested and such sample(s) are retained for 90 days only.

除非另有說明，此報告結果僅對測試之樣品負責，同時此樣品僅保留90天。本報告未經本公司書面許可，不可部份複製。

This document is issued by the Company subject to its General Conditions of Service printed overleaf, available on request or accessible at <http://www.sgs.com.tw/Terms-and-Conditions> and for electronic format documents, subject to Terms and Conditions for Electronic Documents at <http://www.sgs.com.tw/Terms-and-Conditions>. Attention is drawn to the limitation of liability, indemnification and jurisdiction issues defined therein. Any holder of this document is advised that information contained hereon reflects the Company's findings at the time of its intervention only and within the limits of Client's instructions, if any. The Company's sole responsibility is to its Client and this document does not exonerate parties to a transaction from exercising all their rights and obligations under the transaction documents. This document cannot be reproduced except in full, without prior written approval of the Company. Any unauthorized alteration, forgery or falsification of the content or appearance of this document is unlawful and offenders may be prosecuted to the fullest extent of the law.

SGS Taiwan Ltd.

No.134,Wu Kung Road, New Taipei Industrial Park, Wuku District, New Taipei City, Taiwan/新北市五股區新北產業園區五工路 134 號

台灣檢驗科技股份有限公司

t (886-2) 2299-3279

f (886-2) 2298-0488

www.sgs.com.tw

Member of SGS Group

Main						
Band	Mode	Channel	Frequency (MHz)	Data Rate	Max. Rated Avg. Power + Max. Tolerance (dBm)	Average power (dBm)
5.25-5.35 GHz	802.11a	52	5260	6Mbps	10.00	9.84
		56	5280		10.00	9.91
		60	5300		10.00	9.86
		64	5320		10.00	9.85
	802.11n20-HT0	52	5260	MCS0	10.00	9.90
		56	5280		10.00	9.92
		60	5300		10.00	9.91
		64	5320		10.00	9.87
	802.11ax20-HE0	52	5260	MCS0	10.00	9.93
		56	5280		10.00	9.94
		60	5300		10.00	9.85
		64	5320		10.00	9.91
	802.11n40-HT0	54	5270	MCS0	10.00	9.92
		62	5310		10.00	9.86
	802.11ax40-HE0	54	5270	MCS0	10.00	9.83
		62	5310		10.00	9.88
	802.11ac80-VHT0	58	5290	MCS0	10.00	9.99
	802.11ax80-HE0	58	5290	MCS0	10.00	9.91

Unless otherwise stated the results shown in this test report refer only to the sample(s) tested and such sample(s) are retained for 90 days only.

除非另有說明，此報告結果僅對測試之樣品負責，同時此樣品僅保留90天。本報告未經本公司書面許可，不可部份複製。

This document is issued by the Company subject to its General Conditions of Service printed overleaf, available on request or accessible at <http://www.sgs.com.tw/Terms-and-Conditions> and for electronic format documents, subject to Terms and Conditions for Electronic Documents at <http://www.sgs.com.tw/Terms-and-Conditions>. Attention is drawn to the limitation of liability, indemnification and jurisdiction issues defined therein. Any holder of this document is advised that information contained hereon reflects the Company's findings at the time of its intervention only and within the limits of Client's instructions, if any. The Company's sole responsibility is to its Client and this document does not exonerate parties to a transaction from exercising all their rights and obligations under the transaction documents. This document cannot be reproduced except in full, without prior written approval of the Company. Any unauthorized alteration, forgery or falsification of the content or appearance of this document is unlawful and offenders may be prosecuted to the fullest extent of the law.

SGS Taiwan Ltd.

No.134,Wu Kung Road, New Taipei Industrial Park, Wuku District, New Taipei City, Taiwan/新北市五股區新北產業園區五工路 134 號

台灣檢驗科技股份有限公司

t (886-2) 2299-3279

f (886-2) 2298-0488

www.sgs.com.tw

Member of SGS Group

Main						
Band	Mode	Channel	Frequency (MHz)	Data Rate	Max. Rated Avg. Power + Max. Tolerance (dBm)	Average power (dBm)
5.6GHz	802.11a	100	5500	6Mbps	10.00	9.92
		120	5600		10.00	9.83
		140	5700		10.00	9.91
		144	5720		10.00	9.89
	802.11n20-HT0	100	5500	MCS0	10.00	9.92
		120	5600		10.00	9.91
		140	5700		10.00	9.88
		144	5720		10.00	9.94
	802.11ax20-HE0	100	5500	MCS0	10.00	9.95
		120	5600		10.00	9.85
		140	5700		10.00	9.87
		144	5720		10.00	9.93
	802.11n40-HT0	102	5510	MCS0	10.00	9.88
		118	5590		10.00	9.84
		134	5670		10.00	9.91
		142	5710		10.00	9.94
	802.11ax40-HE0	102	5510	MCS0	10.00	9.86
		118	5590		10.00	9.85
		134	5670		10.00	9.89
		142	5710		10.00	9.86
	802.11ac80-VHT0	106	5530	MCS0	10.00	9.97
		122	5610		10.00	9.93
		138	5690		10.00	9.95
	802.11ax80-HE0	106	5530	MCS0	10.00	9.85
		122	5610		10.00	9.91
		138	5690		10.00	9.89
	802.11ac160-VHT0	114	5570	MCS0	10.00	9.96
	802.11ax160-HE0	114	5570	MCS0	10.00	9.87

Unless otherwise stated the results shown in this test report refer only to the sample(s) tested and such sample(s) are retained for 90 days only.
除非另有說明，此報告結果僅對測試之樣品負責，同時此樣品僅保留90天。本報告未經本公司書面許可，不可部份複製。

This document is issued by the Company subject to its General Conditions of Service printed overleaf, available on request or accessible at <http://www.sgs.com.tw/Terms-and-Conditions> and for electronic format documents, subject to Terms and Conditions for Electronic Documents at <http://www.sgs.com.tw/Terms-and-Conditions>. Attention is drawn to the limitation of liability, indemnification and jurisdiction issues defined therein. Any holder of this document is advised that information contained hereon reflects the Company's findings at the time of its intervention only and within the limits of Client's instructions, if any. The Company's sole responsibility is to its Client and this document does not exonerate parties to a transaction from exercising all their rights and obligations under the transaction documents. This document cannot be reproduced except in full, without prior written approval of the Company. Any unauthorized alteration, forgery or falsification of the content or appearance of this document is unlawful and offenders may be prosecuted to the fullest extent of the law.

Main						
Mode	Mode	Channel	Frequency (MHz)	Data Rate	Max. Rated Avg. Power + Max. Tolerance (dBm)	Average power (dBm)
5.8GHz	802.11a	149	5745	6Mbps	10.50	10.41
		157	5785		10.50	10.36
		165	5825		10.50	10.35
	802.11n20-HT0	149	5745	MCS0	10.50	10.33
		157	5785		10.50	10.39
		165	5825		10.50	10.41
	802.11ax20-HE0	149	5745	MCS0	10.50	10.38
		157	5785		10.50	10.33
		165	5825		10.50	10.41
	802.11n40-HT0	151	5755	MCS0	10.50	10.45
		159	5795		10.50	10.37
	802.11ax40-HE0	151	5755	MCS0	10.50	10.35
		159	5795		10.50	10.37
	802.11ac80-VHT0	155	5775	MCS0	10.50	10.47
	802.11ax80-HE0	155	5775	MCS0	10.50	10.44

Unless otherwise stated the results shown in this test report refer only to the sample(s) tested and such sample(s) are retained for 90 days only.

除非另有說明，此報告結果僅對測試之樣品負責，同時此樣品僅保留90天。本報告未經本公司書面許可，不可部份複製。

This document is issued by the Company subject to its General Conditions of Service printed overleaf, available on request or accessible at <http://www.sgs.com.tw/Terms-and-Conditions> and for electronic format documents, subject to Terms and Conditions for Electronic Documents at <http://www.sgs.com.tw/Terms-and-Conditions>. Attention is drawn to the limitation of liability, indemnification and jurisdiction issues defined therein. Any holder of this document is advised that information contained hereon reflects the Company's findings at the time of its intervention only and within the limits of Client's instructions, if any. The Company's sole responsibility is to its Client and this document does not exonerate parties to a transaction from exercising all their rights and obligations under the transaction documents. This document cannot be reproduced except in full, without prior written approval of the Company. Any unauthorized alteration, forgery or falsification of the content or appearance of this document is unlawful and offenders may be prosecuted to the fullest extent of the law.

SGS Taiwan Ltd.

No.134,Wu Kung Road, New Taipei Industrial Park, Wuku District, New Taipei City, Taiwan/新北市五股區新北產業園區五工路 134 號

台灣檢驗科技股份有限公司

t (886-2) 2299-3279

f (886-2) 2298-0488

www.sgs.com.tw

Member of SGS Group

Aux						
Band	Mode	Channel	Frequency (MHz)	Data Rate	Max. Rated Avg. Power + Max. Tolerance (dBm)	Average power (dBm)
2.45GHz	802.11b	1	2412	1Mbps	13.50	13.47
		6	2437		13.50	13.42
		11	2462		13.50	13.44
	802.11g	1	2412	6Mbps	13.50	13.33
		6	2437		13.50	13.38
		11	2462		13.50	13.43
	802.11n20-HT0	1	2412	MCS0	13.50	13.39
		6	2437		13.50	13.34
		11	2462		13.50	13.39
	802.11ax20-HE0	1	2412	MCS0	13.50	13.41
		6	2437		13.50	13.46
		11	2462		13.50	13.34
	802.11n40-HT0	3	2422	MCS0	13.50	13.33
		6	2437		13.50	13.36
		9	2452		13.50	13.33
	802.11ax40-HE0	3	2422	MCS0	13.50	13.40
		6	2437		13.50	13.39
		9	2452		13.50	13.44

Unless otherwise stated the results shown in this test report refer only to the sample(s) tested and such sample(s) are retained for 90 days only.
除非另有說明，此報告結果僅對測試之樣品負責，同時此樣品僅保留90天。本報告未經本公司書面許可，不可部份複製。

This document is issued by the Company subject to its General Conditions of Service printed overleaf, available on request or accessible at <http://www.sgs.com.tw/Terms-and-Conditions> and for electronic format documents, subject to Terms and Conditions for Electronic Documents at <http://www.sgs.com.tw/Terms-and-Conditions>. Attention is drawn to the limitation of liability, indemnification and jurisdiction issues defined therein. Any holder of this document is advised that information contained hereon reflects the Company's findings at the time of its intervention only and within the limits of Client's instructions, if any. The Company's sole responsibility is to its Client and this document does not exonerate parties to a transaction from exercising all their rights and obligations under the transaction documents. This document cannot be reproduced except in full, without prior written approval of the Company. Any unauthorized alteration, forgery or falsification of the content or appearance of this document is unlawful and offenders may be prosecuted to the fullest extent of the law.

Aux						
Band	Mode	Channel	Frequency (MHz)	Data Rate	Max. Rated Avg. Power + Max. Tolerance (dBm)	Average power (dBm)
5.15-5.25 GHz	802.11a	36	5180	6Mbps	12.00	11.91
		40	5200		12.00	11.88
		44	5220		12.00	11.92
		48	5240		12.00	11.86
	802.11n20-HT0	36	5180	MCS0	12.00	11.97
		40	5200		12.00	11.83
		44	5220		12.00	11.89
		48	5240		12.00	11.85
	802.11ax20-HE0	36	5180	MCS0	12.00	11.97
		40	5200		12.00	11.91
		44	5220		12.00	11.83
		48	5240		12.00	11.92
	802.11n40-HT0	38	5190	MCS0	12.00	11.94
		46	5230		12.00	11.87
	802.11ax40-HE0	38	5190	MCS0	12.00	11.92
		46	5230		12.00	11.88
	802.11ac80-VHT0	42	5210	MCS0	12.00	11.83
	802.11ax80-HE0	42	5210	MCS0	12.00	11.93
	802.11ac160-VHT0	50	5250	MCS0	12.00	11.99
	802.11ax160-HE0	50	5250	MCS0	12.00	11.96

Unless otherwise stated the results shown in this test report refer only to the sample(s) tested and such sample(s) are retained for 90 days only.

除非另有說明，此報告結果僅對測試之樣品負責，同時此樣品僅保留90天。本報告未經本公司書面許可，不可部份複製。

This document is issued by the Company subject to its General Conditions of Service printed overleaf, available on request or accessible at <http://www.sgs.com.tw/Terms-and-Conditions> and for electronic format documents, subject to Terms and Conditions for Electronic Documents at <http://www.sgs.com.tw/Terms-and-Conditions>. Attention is drawn to the limitation of liability, indemnification and jurisdiction issues defined therein. Any holder of this document is advised that information contained hereon reflects the Company's findings at the time of its intervention only and within the limits of Client's instructions, if any. The Company's sole responsibility is to its Client and this document does not exonerate parties to a transaction from exercising all their rights and obligations under the transaction documents. This document cannot be reproduced except in full, without prior written approval of the Company. Any unauthorized alteration, forgery or falsification of the content or appearance of this document is unlawful and offenders may be prosecuted to the fullest extent of the law.

SGS Taiwan Ltd.

No.134,Wu Kung Road, New Taipei Industrial Park, Wuku District, New Taipei City, Taiwan/新北市五股區新北產業園區五工路 134 號

台灣檢驗科技股份有限公司

t (886-2) 2299-3279

f (886-2) 2298-0488

www.sgs.com.tw

Member of SGS Group

Aux						
Band	Mode	Channel	Frequency (MHz)	Data Rate	Max. Rated Avg. Power + Max. Tolerance (dBm)	Average power (dBm)
5.25-5.35 GHz	802.11a	52	5260	6Mbps	11.50	11.40
		56	5280		11.50	11.36
		60	5300		11.50	11.44
		64	5320		11.50	11.39
	802.11n20-HT0	52	5260	MCS0	11.50	11.37
		56	5280		11.50	11.46
		60	5300		11.50	11.38
		64	5320		11.50	11.42
	802.11ax20-HE0	52	5260	MCS0	11.50	11.36
		56	5280		11.50	11.35
		60	5300		11.50	11.44
		64	5320		11.50	11.34
	802.11n40-HT0	54	5270	MCS0	11.50	11.36
		62	5310		11.50	11.33
	802.11ax40-HE0	54	5270	MCS0	11.50	11.38
		62	5310		11.50	11.41
	802.11ac80-VHT0	58	5290	MCS0	11.50	11.48
	802.11ax80-HE0	58	5290	MCS0	11.50	11.36

Unless otherwise stated the results shown in this test report refer only to the sample(s) tested and such sample(s) are retained for 90 days only.

除非另有說明，此報告結果僅對測試之樣品負責，同時此樣品僅保留90天。本報告未經本公司書面許可，不可部份複製。

This document is issued by the Company subject to its General Conditions of Service printed overleaf, available on request or accessible at <http://www.sgs.com.tw/Terms-and-Conditions> and for electronic format documents, subject to Terms and Conditions for Electronic Documents at <http://www.sgs.com.tw/Terms-and-Conditions>. Attention is drawn to the limitation of liability, indemnification and jurisdiction issues defined therein. Any holder of this document is advised that information contained hereon reflects the Company's findings at the time of its intervention only and within the limits of Client's instructions, if any. The Company's sole responsibility is to its Client and this document does not exonerate parties to a transaction from exercising all their rights and obligations under the transaction documents. This document cannot be reproduced except in full, without prior written approval of the Company. Any unauthorized alteration, forgery or falsification of the content or appearance of this document is unlawful and offenders may be prosecuted to the fullest extent of the law.

Aux						
Band	Mode	Channel	Frequency (MHz)	Data Rate	Max. Rated Avg. Power + Max. Tolerance (dBm)	Average power (dBm)
5.6GHz	802.11a	100	5500	6Mbps	12.00	11.96
		120	5600		12.00	11.84
		140	5700		12.00	11.88
		144	5720		12.00	11.95
	802.11n20-HT0	100	5500	MCS0	12.00	11.86
		120	5600		12.00	11.84
		140	5700		12.00	11.89
		144	5720		12.00	11.90
	802.11ax20-HE0	100	5500	MCS0	12.00	11.82
		120	5600		12.00	11.84
		140	5700		12.00	11.83
		144	5720		12.00	11.91
	802.11n40-HT0	102	5510	MCS0	12.00	11.84
		118	5590		12.00	11.85
		134	5670		12.00	11.92
		142	5710		12.00	11.89
	802.11ax40-HE0	102	5510	MCS0	12.00	11.97
		118	5590		12.00	11.94
		134	5670		12.00	11.83
		142	5710		12.00	11.96
	802.11ac80-VHT0	106	5530	MCS0	12.00	11.94
		122	5610		12.00	11.93
		138	5690		12.00	11.99
	802.11ax80-HE0	106	5530	MCS0	12.00	11.87
		122	5610		12.00	11.83
		138	5690		12.00	11.85
	802.11ac160-VHT0	114	5570	MCS0	12.00	11.92
	802.11ax160-HE0	114	5570	MCS0	12.00	11.90

Unless otherwise stated the results shown in this test report refer only to the sample(s) tested and such sample(s) are retained for 90 days only.
 除非另有說明，此報告結果僅對測試之樣品負責，同時此樣品僅保留90天。本報告未經本公司書面許可，不可部份複製。

This document is issued by the Company subject to its General Conditions of Service printed overleaf, available on request or accessible at <http://www.sgs.com.tw/Terms-and-Conditions> and for electronic format documents, subject to Terms and Conditions for Electronic Documents at <http://www.sgs.com.tw/Terms-and-Conditions>. Attention is drawn to the limitation of liability, indemnification and jurisdiction issues defined therein. Any holder of this document is advised that information contained hereon reflects the Company's findings at the time of its intervention only and within the limits of Client's instructions, if any. The Company's sole responsibility is to its Client and this document does not exonerate parties to a transaction from exercising all their rights and obligations under the transaction documents. This document cannot be reproduced except in full, without prior written approval of the Company. Any unauthorized alteration, forgery or falsification of the content or appearance of this document is unlawful and offenders may be prosecuted to the fullest extent of the law.

Aux						
Mode	Mode	Channel	Frequency (MHz)	Data Rate	Max. Rated Avg. Power + Max. Tolerance (dBm)	Average power (dBm)
5.8GHz	802.11a	149	5745	6Mbps	12.50	12.35
		157	5785		12.50	12.43
		165	5825		12.50	12.34
	802.11n20-HT0	149	5745	MCS0	12.50	12.43
		157	5785		12.50	12.36
		165	5825		12.50	12.45
	802.11ax20-HE0	149	5745	MCS0	12.50	12.39
		157	5785		12.50	12.33
		165	5825		12.50	12.34
	802.11n40-HT0	151	5755	MCS0	12.50	12.41
		159	5795		12.50	12.35
	802.11ax40-HE0	151	5755	MCS0	12.50	12.38
		159	5795		12.50	12.34
	802.11ac80-VHT0	155	5775	MCS0	12.50	12.48
	802.11ax80-HE0	155	5775	MCS0	12.50	12.45

Unless otherwise stated the results shown in this test report refer only to the sample(s) tested and such sample(s) are retained for 90 days only.

除非另有說明，此報告結果僅對測試之樣品負責，同時此樣品僅保留90天。本報告未經本公司書面許可，不可部份複製。

This document is issued by the Company subject to its General Conditions of Service printed overleaf, available on request or accessible at <http://www.sgs.com.tw/Terms-and-Conditions> and for electronic format documents, subject to Terms and Conditions for Electronic Documents at <http://www.sgs.com.tw/Terms-and-Conditions>. Attention is drawn to the limitation of liability, indemnification and jurisdiction issues defined therein. Any holder of this document is advised that information contained hereon reflects the Company's findings at the time of its intervention only and within the limits of Client's instructions, if any. The Company's sole responsibility is to its Client and this document does not exonerate parties to a transaction from exercising all their rights and obligations under the transaction documents. This document cannot be reproduced except in full, without prior written approval of the Company. Any unauthorized alteration, forgery or falsification of the content or appearance of this document is unlawful and offenders may be prosecuted to the fullest extent of the law.

SGS Taiwan Ltd.

No.134,Wu Kung Road, New Taipei Industrial Park, Wuku District, New Taipei City, Taiwan/新北市五股區新北產業園區五工路 134 號

台灣檢驗科技股份有限公司

t (886-2) 2299-3279

f (886-2) 2298-0488

www.sgs.com.tw

Member of SGS Group

Main						
Band	Mode	Channel	Frequency (MHz)	Data Rate	Max. Rated Avg. Power + Max. Tolerance (dBm)	Average power (dBm)
U-NII-5 6.2GHz	802.11ax20-HE0	1	5955	MCS0	7.00	6.96
		45	6175		7.00	6.83
		93	6415		7.00	6.93
	802.11ax40-HE0	3	5965	MCS0	10.00	9.95
		43	6165		10.00	9.94
		91	6405		10.00	9.95
	802.11ax80-HE0	7	5985	MCS0	13.00	12.89
		39	6145		13.00	12.96
		87	6385		13.00	12.94
	802.11ax160-HE0	15	6025	MCS0	13.00	12.96
		47	6185		13.00	12.92
		79	6345		13.00	12.95

Main						
Band	Mode	Channel	Frequency (MHz)	Data Rate	Max. Rated Avg. Power + Max. Tolerance (dBm)	Average power (dBm)
U-NII-6 6.5GHz	802.11ax20-HE0	97	6435	MCS0	7.00	6.94
		105	6475		7.00	6.84
		113	6515		7.00	6.88
	802.11ax40-HE0	99	6445	MCS0	10.00	9.95
		107	6485		10.00	9.85
	802.11ax80-HE0	103	6465	MCS0	12.50	12.36
		119	6545		12.50	12.38
	802.11ax160-HE0	111	6505	MCS0	12.50	12.48

Unless otherwise stated the results shown in this test report refer only to the sample(s) tested and such sample(s) are retained for 90 days only.

除非另有說明，此報告結果僅對測試之樣品負責，同時此樣品僅保留90天。本報告未經本公司書面許可，不可部份複製。

This document is issued by the Company subject to its General Conditions of Service printed overleaf, available on request or accessible at <http://www.sgs.com.tw/Terms-and-Conditions> and for electronic format documents, subject to Terms and Conditions for Electronic Documents at <http://www.sgs.com.tw/Terms-and-Conditions>. Attention is drawn to the limitation of liability, indemnification and jurisdiction issues defined therein. Any holder of this document is advised that information contained hereon reflects the Company's findings at the time of its intervention only and within the limits of Client's instructions, if any. The Company's sole responsibility is to its Client and this document does not exonerate parties to a transaction from exercising all their rights and obligations under the transaction documents. This document cannot be reproduced except in full, without prior written approval of the Company. Any unauthorized alteration, forgery or falsification of the content or appearance of this document is unlawful and offenders may be prosecuted to the fullest extent of the law.

SGS Taiwan Ltd.

No.134,Wu Kung Road, New Taipei Industrial Park, Wuku District, New Taipei City, Taiwan/新北市五股區新北產業園區五工路 134 號

台灣檢驗科技股份有限公司

t (886-2) 2299-3279

f (886-2) 2298-0488

www.sgs.com.tw

Member of SGS Group

Main						
Band	Mode	Channel	Frequency (MHz)	Data Rate	Max. Rated Avg. Power + Max. Tolerance (dBm)	Average power (dBm)
U-NII-7 6.7GHz	802.11ax20-HE0	117	6535	MCS0	7.00	6.88
		149	6695		7.00	6.86
		181	6855		7.00	6.91
	802.11ax40-HE0	115	6525	MCS0	10.00	9.96
		147	6685		10.00	9.89
		179	6845		10.00	9.87
	802.11ax80-HE0	135	6625	MCS0	12.50	12.37
		151	6705		12.50	12.36
		167	6785		12.50	12.36
	802.11ax160-HE0	143	6665	MCS0	12.50	12.48
		175	6825		12.50	12.49

Main						
Mode	Mode	Channel	Frequency (MHz)	Data Rate	Max. Rated Avg. Power + Max. Tolerance (dBm)	Average power (dBm)
U-NII-8 7.0GHz	802.11ax20-HE0	185	6875	MCS0	7.00	6.92
		209	6995		7.00	6.89
		233	7115		7.00	6.83
	802.11ax40-HE0	187	6885	MCS0	10.00	9.88
		227	7085		10.00	9.83
	802.11ax80-HE0	183	6865	MCS0	12.75	12.67
		199	6945		12.75	12.65
		215	7025		12.75	12.60
	802.11ax160-HE0	207	6985	MCS0	12.75	12.72

Unless otherwise stated the results shown in this test report refer only to the sample(s) tested and such sample(s) are retained for 90 days only.

除非另有說明，此報告結果僅對測試之樣品負責，同時此樣品僅保留90天。本報告未經本公司書面許可，不可部份複製。

This document is issued by the Company subject to its General Conditions of Service printed overleaf, available on request or accessible at <http://www.sgs.com.tw/Terms-and-Conditions> and for electronic format documents, subject to Terms and Conditions for Electronic Documents at <http://www.sgs.com.tw/Terms-and-Conditions>. Attention is drawn to the limitation of liability, indemnification and jurisdiction issues defined therein. Any holder of this document is advised that information contained hereon reflects the Company's findings at the time of its intervention only and within the limits of Client's instructions, if any. The Company's sole responsibility is to its Client and this document does not exonerate parties to a transaction from exercising all their rights and obligations under the transaction documents. This document cannot be reproduced except in full, without prior written approval of the Company. Any unauthorized alteration, forgery or falsification of the content or appearance of this document is unlawful and offenders may be prosecuted to the fullest extent of the law.

SGS Taiwan Ltd.

No.134,Wu Kung Road, New Taipei Industrial Park, Wuku District, New Taipei City, Taiwan/新北市五股區新北產業園區五工路 134 號

台灣檢驗科技股份有限公司

t (886-2) 2299-3279

f (886-2) 2298-0488

www.sgs.com.tw

Member of SGS Group

Aux						
Band	Mode	Channel	Frequency (MHz)	Data Rate	Max. Rated Avg. Power + Max. Tolerance (dBm)	Average power (dBm)
U-NII-5 6.2GHz	802.11ax20-HE0	1	5955	MCS0	7.00	6.84
		45	6175		7.00	6.83
		93	6415		7.00	6.87
	802.11ax40-HE0	3	5965	MCS0	10.00	9.97
		43	6165		10.00	9.96
		91	6405		10.00	9.88
	802.11ax80-HE0	7	5985	MCS0	13.00	12.92
		39	6145		13.00	12.93
		87	6385		13.00	12.90
	802.11ax160-HE0	15	6025	MCS0	13.50	13.47
		47	6185		13.50	13.41
		79	6345		13.50	13.45

Aux						
Band	Mode	Channel	Frequency (MHz)	Data Rate	Max. Rated Avg. Power + Max. Tolerance (dBm)	Average power (dBm)
U-NII-6 6.5GHz	802.11ax20-HE0	97	6435	MCS0	7.00	6.93
		105	6475		7.00	6.92
		113	6515		7.00	6.96
	802.11ax40-HE0	99	6445	MCS0	10.00	9.88
		107	6485		10.00	9.83
	802.11ax80-HE0	103	6465	MCS0	13.00	12.90
		119	6545		13.00	12.84
	802.11ax160-HE0	111	6505	MCS0	13.50	13.46

Unless otherwise stated the results shown in this test report refer only to the sample(s) tested and such sample(s) are retained for 90 days only.

除非另有說明，此報告結果僅對測試之樣品負責，同時此樣品僅保留90天。本報告未經本公司書面許可，不可部份複製。

This document is issued by the Company subject to its General Conditions of Service printed overleaf, available on request or accessible at <http://www.sgs.com.tw/Terms-and-Conditions> and for electronic format documents, subject to Terms and Conditions for Electronic Documents at <http://www.sgs.com.tw/Terms-and-Conditions>. Attention is drawn to the limitation of liability, indemnification and jurisdiction issues defined therein. Any holder of this document is advised that information contained hereon reflects the Company's findings at the time of its intervention only and within the limits of Client's instructions, if any. The Company's sole responsibility is to its Client and this document does not exonerate parties to a transaction from exercising all their rights and obligations under the transaction documents. This document cannot be reproduced except in full, without prior written approval of the Company. Any unauthorized alteration, forgery or falsification of the content or appearance of this document is unlawful and offenders may be prosecuted to the fullest extent of the law.

SGS Taiwan Ltd.

No.134,Wu Kung Road, New Taipei Industrial Park, Wuku District, New Taipei City, Taiwan/新北市五股區新北產業園區五工路 134 號

台灣檢驗科技股份有限公司

t (886-2) 2299-3279

f (886-2) 2298-0488

www.sgs.com.tw

Member of SGS Group

Aux						
Band	Mode	Channel	Frequency (MHz)	Data Rate	Max. Rated Avg. Power + Max. Tolerance (dBm)	Average power (dBm)
U-NII-7 6.7GHz	802.11ax20-HE0	117	6535	MCS0	7.00	6.95
		149	6695		7.00	6.88
		181	6855		7.00	6.83
	802.11ax40-HE0	115	6525	MCS0	10.00	9.95
		147	6685		10.00	9.86
		179	6845		10.00	9.95
	802.11ax80-HE0	135	6625	MCS0	13.00	12.84
		151	6705		13.00	12.83
		167	6785		13.00	12.95
	802.11ax160-HE0	143	6665	MCS0	13.50	13.49
		175	6825		13.50	13.43

Aux						
Mode	Mode	Channel	Frequency (MHz)	Data Rate	Max. Rated Avg. Power + Max. Tolerance (dBm)	Average power (dBm)
U-NII-8 7.0GHz	802.11ax20-HE0	185	6875	MCS0	7.00	6.85
		209	6995		7.00	6.97
		233	7115		7.00	6.88
	802.11ax40-HE0	187	6885	MCS0	10.00	9.95
		227	7085		10.00	9.84
	802.11ax80-HE0	183	6865	MCS0	13.00	12.91
		199	6945		13.00	12.90
		215	7025		13.00	12.93
	802.11ax160-HE0	207	6985	MCS0	13.50	13.44

Unless otherwise stated the results shown in this test report refer only to the sample(s) tested and such sample(s) are retained for 90 days only.

除非另有說明，此報告結果僅對測試之樣品負責，同時此樣品僅保留90天。本報告未經本公司書面許可，不可部份複製。

This document is issued by the Company subject to its General Conditions of Service printed overleaf, available on request or accessible at <http://www.sgs.com.tw/Terms-and-Conditions> and for electronic format documents, subject to Terms and Conditions for Electronic Documents at <http://www.sgs.com.tw/Terms-and-Conditions>. Attention is drawn to the limitation of liability, indemnification and jurisdiction issues defined therein. Any holder of this document is advised that information contained hereon reflects the Company's findings at the time of its intervention only and within the limits of Client's instructions, if any. The Company's sole responsibility is to its Client and this document does not exonerate parties to a transaction from exercising all their rights and obligations under the transaction documents. This document cannot be reproduced except in full, without prior written approval of the Company. Any unauthorized alteration, forgery or falsification of the content or appearance of this document is unlawful and offenders may be prosecuted to the fullest extent of the law.

SGS Taiwan Ltd.

No.134,Wu Kung Road, New Taipei Industrial Park, Wuku District, New Taipei City, Taiwan/新北市五股區新北產業園區五工路 134 號

台灣檢驗科技股份有限公司

t (886-2) 2299-3279

f (886-2) 2298-0488

www.sgs.com.tw

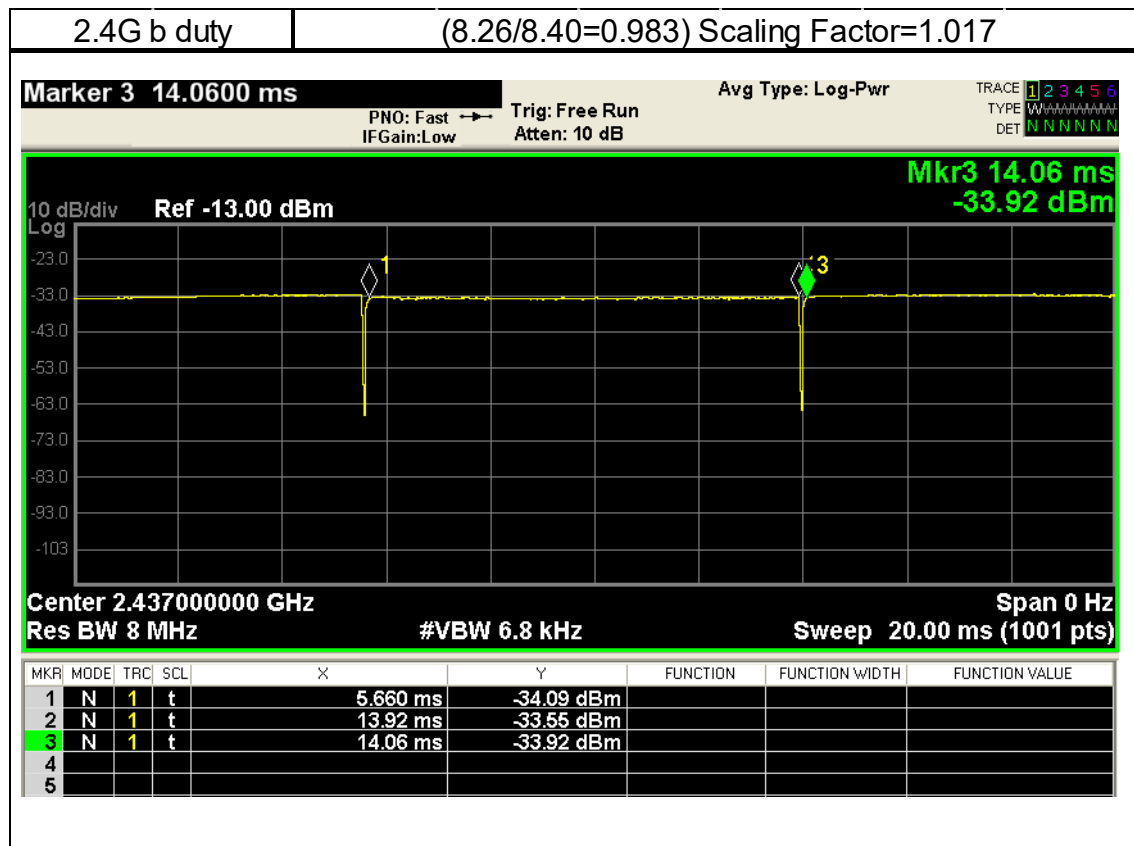
Member of SGS Group

Bluetooth conducted power table:

Mode	Channel	Frequency (MHz)	1Mbps		2Mbps		3Mbps	
			Max. Rated Avg. Power + Max. Tolerance (dBm)	Average power (dBm)	Max. Rated Avg. Power + Max. Tolerance (dBm)	Average power (dBm)	Max. Rated Avg. Power + Max. Tolerance (dBm)	Average power (dBm)
BR/EDR	CH 00	2402	10.50	9.37	9.50	7.77	9.50	7.79
	CH 39	2441		9.46		7.97		7.99
	CH 78	2480		9.99		8.35		8.37
Mode	Channel	Frequency (MHz)	GFSK					
			Max. Rated Avg.Power + Max. Tolerance (dBm)			Average Output Power (dBm)		
BLE_1M	CH 00	2402	9			8.56		
	CH 19	2440				8.65		
	CH 39	2480				8.72		
Mode	Channel	Frequency (MHz)	GFSK					
			Max. Rated Avg.Power + Max. Tolerance (dBm)			Average Output Power (dBm)		
BLE_2M	CH 00	2402	9			7.31		
	CH 19	2440				7.39		
	CH 39	2480				7.46		

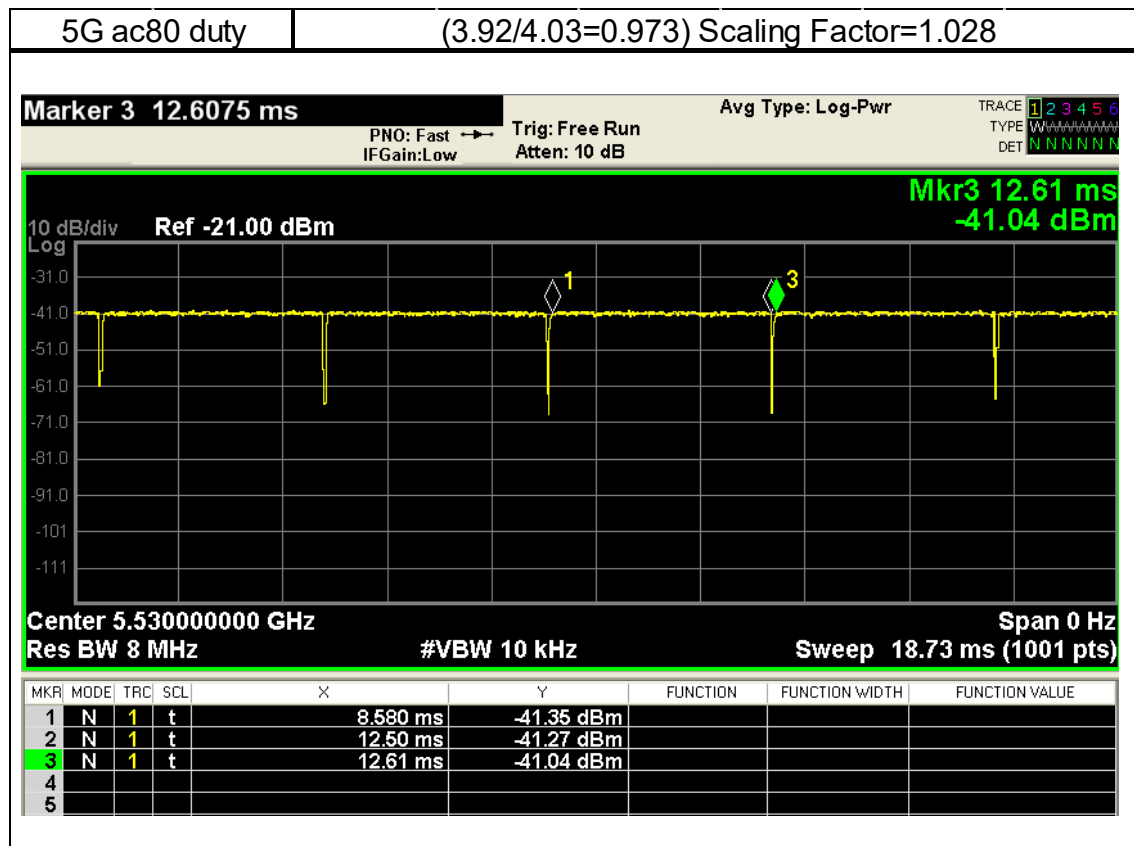
Unless otherwise stated the results shown in this test report refer only to the sample(s) tested and such sample(s) are retained for 90 days only.
除非另有說明，此報告結果僅對測試之樣品負責，同時此樣品僅保留90天。本報告未經本公司書面許可，不可部份複製。

This document is issued by the Company subject to its General Conditions of Service printed overleaf, available on request or accessible at <http://www.sgs.com.tw/Terms-and-Conditions> and for electronic format documents, subject to Terms and Conditions for Electronic Documents at <http://www.sgs.com.tw/Terms-and-Conditions>. Attention is drawn to the limitation of liability, indemnification and jurisdiction issues defined therein. Any holder of this document is advised that information contained hereon reflects the Company's findings at the time of its intervention only and within the limits of Client's instructions, if any. The Company's sole responsibility is to its Client and this document does not exonerate parties to a transaction from exercising all their rights and obligations under the transaction documents. This document cannot be reproduced except in full, without prior written approval of the Company. Any unauthorized alteration, forgery or falsification of the content or appearance of this document is unlawful and offenders may be prosecuted to the fullest extent of the law.



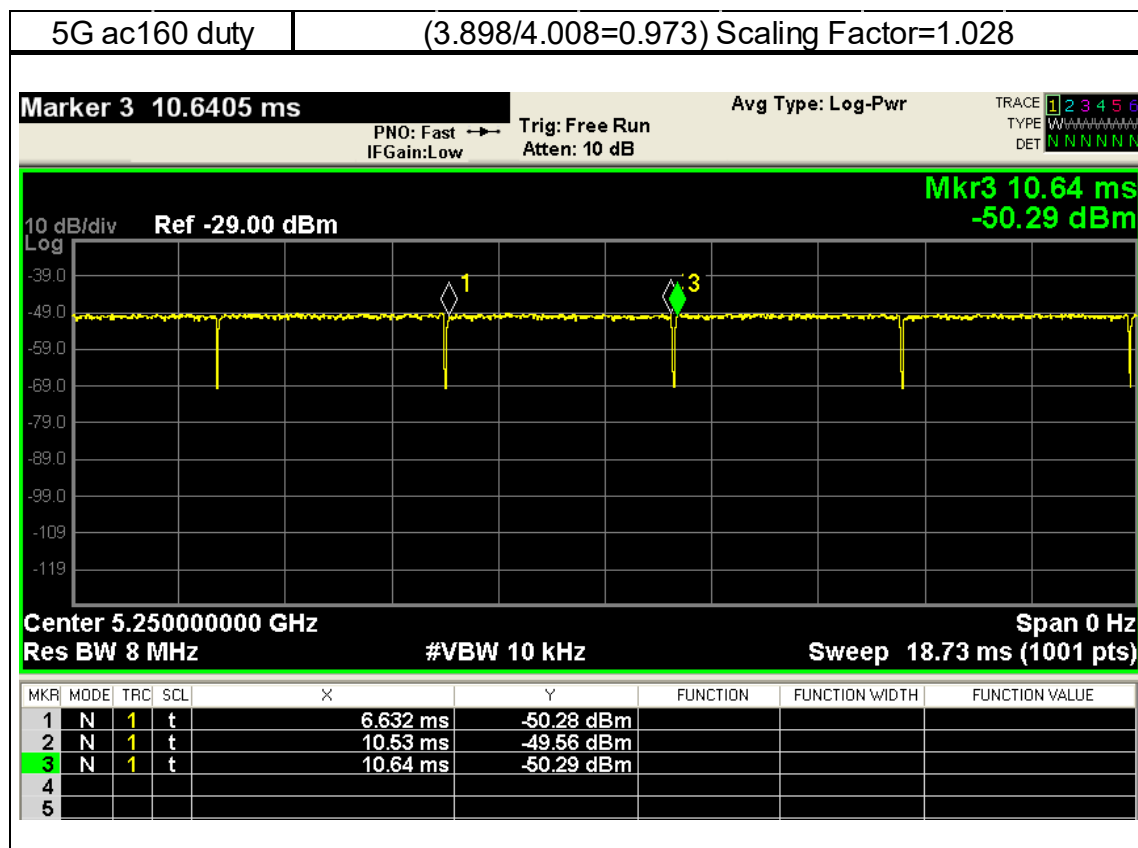
Unless otherwise stated the results shown in this test report refer only to the sample(s) tested and such sample(s) are retained for 90 days only.
除非另有說明，此報告結果僅對測試之樣品負責，同時此樣品僅保留90天。本報告未經本公司書面許可，不可部份複製。

This document is issued by the Company subject to its General Conditions of Service printed overleaf, available on request or accessible at <http://www.sgs.com.tw/Terms-and-Conditions> and for electronic format documents, subject to Terms and Conditions for Electronic Documents at <http://www.sgs.com.tw/Terms-and-Conditions>. Attention is drawn to the limitation of liability, indemnification and jurisdiction issues defined therein. Any holder of this document is advised that information contained hereon reflects the Company's findings at the time of its intervention only and within the limits of Client's instructions, if any. The Company's sole responsibility is to its Client and this document does not exonerate parties to a transaction from exercising all their rights and obligations under the transaction documents. This document cannot be reproduced except in full, without prior written approval of the Company. Any unauthorized alteration, forgery or falsification of the content or appearance of this document is unlawful and offenders may be prosecuted to the fullest extent of the law.



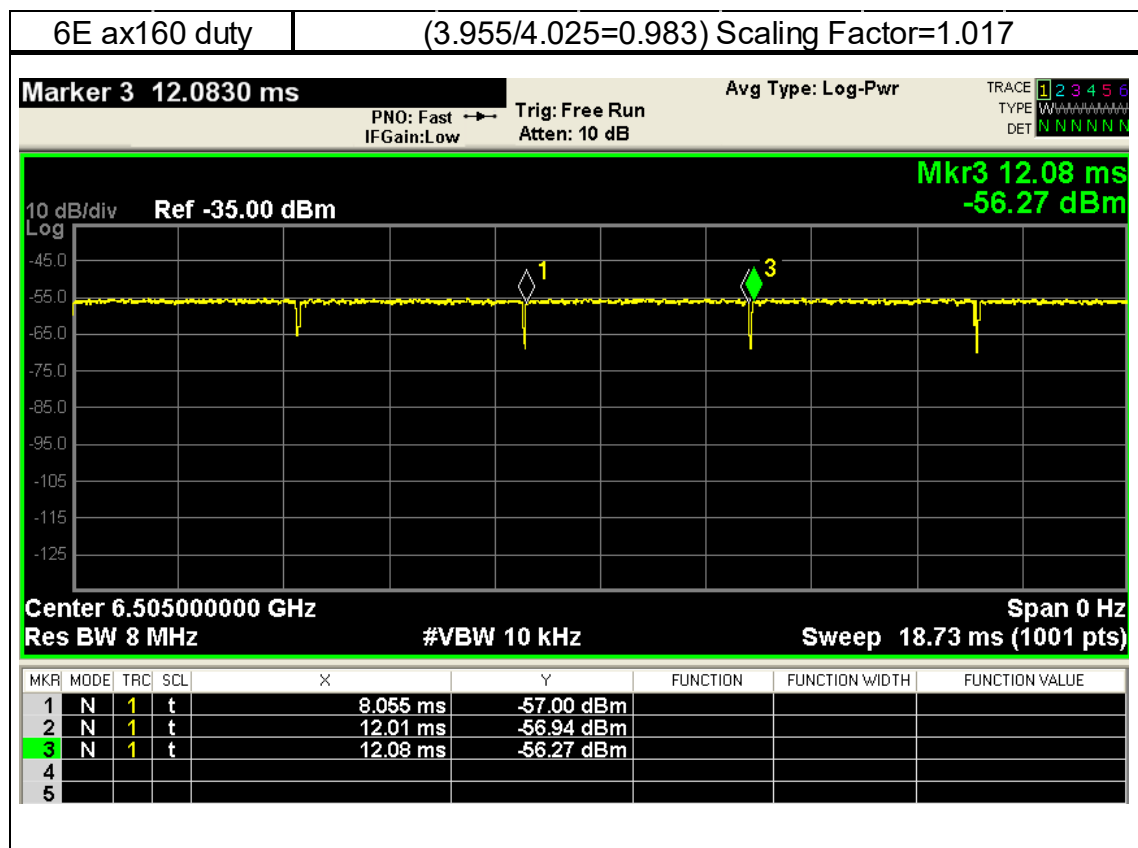
Unless otherwise stated the results shown in this test report refer only to the sample(s) tested and such sample(s) are retained for 90 days only.
除非另有說明，此報告結果僅對測試之樣品負責，同時此樣品僅保留90天。本報告未經本公司書面許可，不可部份複製。

This document is issued by the Company subject to its General Conditions of Service printed overleaf, available on request or accessible at <http://www.sgs.com.tw/Terms-and-Conditions> and for electronic format documents, subject to Terms and Conditions for Electronic Documents at <http://www.sgs.com.tw/Terms-and-Conditions>. Attention is drawn to the limitation of liability, indemnification and jurisdiction issues defined therein. Any holder of this document is advised that information contained hereon reflects the Company's findings at the time of its intervention only and within the limits of Client's instructions, if any. The Company's sole responsibility is to its Client and this document does not exonerate parties to a transaction from exercising all their rights and obligations under the transaction documents. This document cannot be reproduced except in full, without prior written approval of the Company. Any unauthorized alteration, forgery or falsification of the content or appearance of this document is unlawful and offenders may be prosecuted to the fullest extent of the law.



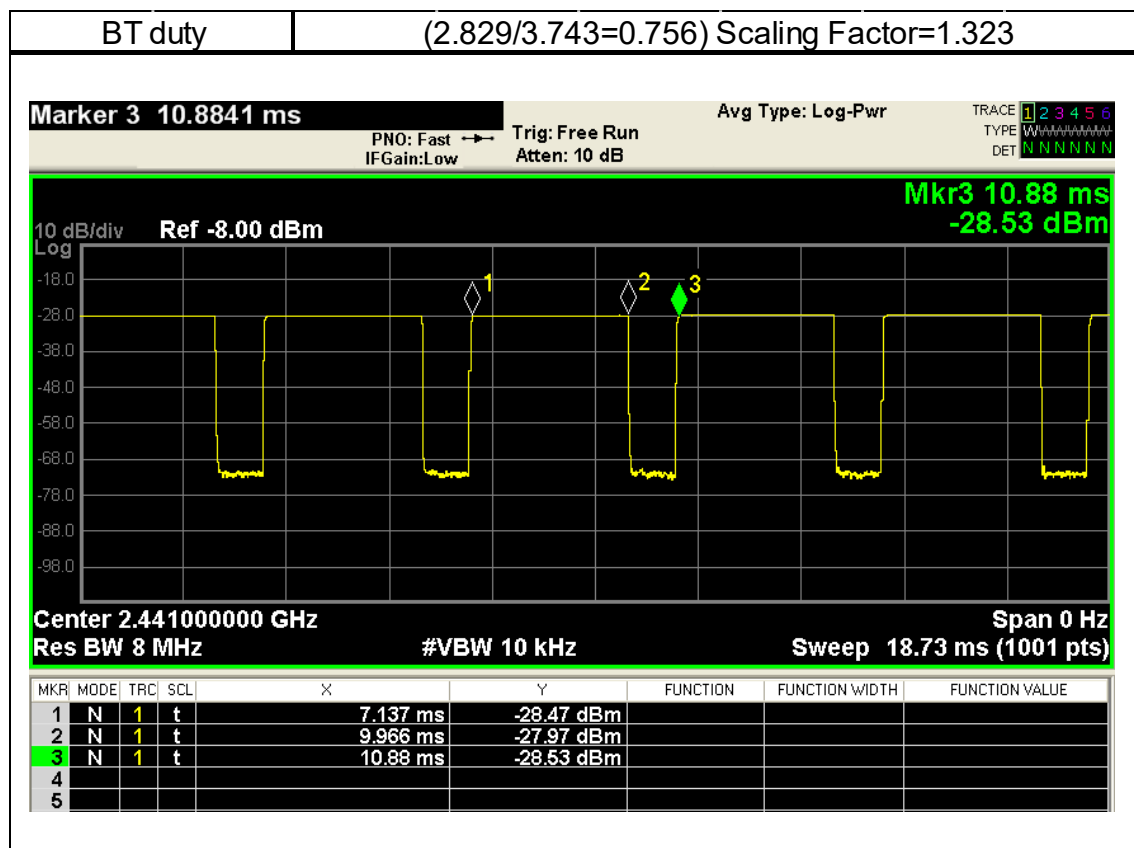
Unless otherwise stated the results shown in this test report refer only to the sample(s) tested and such sample(s) are retained for 90 days only.
除非另有說明，此報告結果僅對測試之樣品負責，同時此樣品僅保留90天。本報告未經本公司書面許可，不可部份複製。

This document is issued by the Company subject to its General Conditions of Service printed overleaf, available on request or accessible at <http://www.sgs.com.tw/Terms-and-Conditions> and for electronic format documents, subject to Terms and Conditions for Electronic Documents at <http://www.sgs.com.tw/Terms-and-Conditions>. Attention is drawn to the limitation of liability, indemnification and jurisdiction issues defined therein. Any holder of this document is advised that information contained hereon reflects the Company's findings at the time of its intervention only and within the limits of Client's instructions, if any. The Company's sole responsibility is to its Client and this document does not exonerate parties to a transaction from exercising all their rights and obligations under the transaction documents. This document cannot be reproduced except in full, without prior written approval of the Company. Any unauthorized alteration, forgery or falsification of the content or appearance of this document is unlawful and offenders may be prosecuted to the fullest extent of the law.



Unless otherwise stated the results shown in this test report refer only to the sample(s) tested and such sample(s) are retained for 90 days only.
除非另有說明，此報告結果僅對測試之樣品負責，同時此樣品僅保留90天。本報告未經本公司書面許可，不可部份複製。

This document is issued by the Company subject to its General Conditions of Service printed overleaf, available on request or accessible at <http://www.sgs.com.tw/Terms-and-Conditions> and for electronic format documents, subject to Terms and Conditions for Electronic Documents at <http://www.sgs.com.tw/Terms-and-Conditions>. Attention is drawn to the limitation of liability, indemnification and jurisdiction issues defined therein. Any holder of this document is advised that information contained hereon reflects the Company's findings at the time of its intervention only and within the limits of Client's instructions, if any. The Company's sole responsibility is to its Client and this document does not exonerate parties to a transaction from exercising all their rights and obligations under the transaction documents. This document cannot be reproduced except in full, without prior written approval of the Company. Any unauthorized alteration, forgery or falsification of the content or appearance of this document is unlawful and offenders may be prosecuted to the fullest extent of the law.



Unless otherwise stated the results shown in this test report refer only to the sample(s) tested and such sample(s) are retained for 90 days only.
除非另有說明，此報告結果僅對測試之樣品負責，同時此樣品僅保留90天。本報告未經本公司書面許可，不可部份複製。

This document is issued by the Company subject to its General Conditions of Service printed overleaf, available on request or accessible at <http://www.sgs.com.tw/Terms-and-Conditions> and for electronic format documents, subject to Terms and Conditions for Electronic Documents at <http://www.sgs.com.tw/Terms-and-Conditions>. Attention is drawn to the limitation of liability, indemnification and jurisdiction issues defined therein. Any holder of this document is advised that information contained hereon reflects the Company's findings at the time of its intervention only and within the limits of Client's instructions, if any. The Company's sole responsibility is to its Client and this document does not exonerate parties to a transaction from exercising all their rights and obligations under the transaction documents. This document cannot be reproduced except in full, without prior written approval of the Company. Any unauthorized alteration, forgery or falsification of the content or appearance of this document is unlawful and offenders may be prosecuted to the fullest extent of the law.

1.4 Test Environment

Ambient Temperature: $22 \pm 2^{\circ}\text{C}$

Tissue Simulating Liquid: $22 \pm 2^{\circ}\text{C}$

1.5 Operation Description

1. An initial test configuration is determined for OFDM transmission modes according to the channel bandwidth, modulation and data rate combination(s) with the highest maximum output power specified for production units in each standalone and aggregated frequency band.
2. SAR is measured using the highest measured maximum output power channel. When the reported SAR of the initial test configuration is $> 0.8\text{ W/kg}$, SAR measurement is required for the subsequent next highest measured output power channel(s) in the initial test configuration until the reported SAR is $\leq 1.2\text{ W/kg}$ or all required channels are tested.
3. Since the highest reported SAR for the initial test configuration is adjusted by the ratio of the subsequent test configuration to initial test configuration specified maximum output power and the adjusted SAR is $\leq 1.2\text{ W/kg}$, SAR is not required for subsequent test configuration.
4. Per 201904 TCBC workshops, general principles of FCC KDB Publication 248227 D01 can be applied to determine the SAR Initial Test Configurations and test reduction for 802.11ax SAR testing.
5. In applying the test guidance, the IEEE 802.11 mode with the maximum output power (out of all modes) should be considered for testing. For modes with the same maximum output power, the guidance from section 5.3.2 a) of FCC KDB Publication 248227 D01 should be applied, with 802.11ax being considered as the highest 802.11 mode for the appropriate frequency bands
6. According to KDB865664 D01, SAR measurement variability must be assessed for each frequency band. When the original highest measured SAR is $\geq 0.8\text{ W/kg}$, repeated that measurement once. Perform a second repeated measurement only if the ratio of largest to smallest SAR for the original and first repeated measurements is > 1.20 or when the original or repeated measurement is $\geq 1.45\text{ W/kg}$ (~10% from the 1-g SAR limit)
7. WIFI 6E of the device was configured to transmit continuously at the required data rate, channel bandwidth and signal modulation, using the highest transmission duty factor supported by the test mode tools.
8. Per October 2020 & April 2021 TCB Workshop Interim procedures and FCC guidance, start instead with a minimum of 5 test channels across the full band, then adapt and apply conducted power and SAR test reduction procedures of KDB Pub. 248227 v02r02.
9. WIFI 6E SAR is measured by using 6-7GHz parameters per IEC/IEEE62209-1528:2020 and report also estimated absorbed PD (for reference purposes only, not specifically for compliance).

Unless otherwise stated the results shown in this test report refer only to the sample(s) tested and such sample(s) are retained for 90 days only.
除非另有說明，此報告結果僅對測試之樣品負責，同時此樣品僅保留90天。本報告未經本公司書面許可，不可部份複製。

This document is issued by the Company subject to its General Conditions of Service printed overleaf, available on request or accessible at <http://www.sgs.com.tw/Terms-and-Conditions> and for electronic format documents, subject to Terms and Conditions for Electronic Documents at <http://www.sgs.com.tw/Terms-and-Conditions>. Attention is drawn to the limitation of liability, indemnification and jurisdiction issues defined therein. Any holder of this document is advised that information contained hereon reflects the Company's findings at the time of its intervention only and within the limits of Client's instructions, if any. The Company's sole responsibility is to its Client and this document does not exonerate parties to a transaction from exercising all their rights and obligations under the transaction documents. This document cannot be reproduced except in full, without prior written approval of the Company. Any unauthorized alteration, forgery or falsification of the content or appearance of this document is unlawful and offenders may be prosecuted to the fullest extent of the law.

10. For the highest SAR test configurations also measure incident PD (total) using mmW near-field probe and total-field/power-density reconstruction method.
11. The PD test was performed with a 2 mm separation between probe sensor and EUT surface.
12. According to October 2020 TCB Workshop Interim procedures, power density results were scaled according to IEC 62479:2010 for the portion of the measurement uncertainty > 30%. Total expanded uncertainty of 2.67 dB (85%) was used to determine the psPD measurement scaling factor.

Unless otherwise stated the results shown in this test report refer only to the sample(s) tested and such sample(s) are retained for 90 days only.

除非另有說明，此報告結果僅對測試之樣品負責，同時此樣品僅保留90天。本報告未經本公司書面許可，不可部份複製。

This document is issued by the Company subject to its General Conditions of Service printed overleaf, available on request or accessible at <http://www.sgs.com.tw/Terms-and-Conditions> and for electronic format documents, subject to Terms and Conditions for Electronic Documents at <http://www.sgs.com.tw/Terms-and-Conditions>. Attention is drawn to the limitation of liability, indemnification and jurisdiction issues defined therein. Any holder of this document is advised that information contained hereon reflects the Company's findings at the time of its intervention only and within the limits of Client's instructions, if any. The Company's sole responsibility is to its Client and this document does not exonerate parties to a transaction from exercising all their rights and obligations under the transaction documents. This document cannot be reproduced except in full, without prior written approval of the Company. Any unauthorized alteration, forgery or falsification of the content or appearance of this document is unlawful and offenders may be prosecuted to the fullest extent of the law.

SGS Taiwan Ltd.

No.134,Wu Kung Road, New Taipei Industrial Park, Wuku District, New Taipei City, Taiwan/新北市五股區新北產業園區五工路 134 號

台灣檢驗科技股份有限公司

t (886-2) 2299-3279

f (886-2) 2298-0488

www.sgs.com.tw

Member of SGS Group

1.6 EUT Testing Position

For laptop PC, according to KDB 616217 D04, SAR evaluation is required for the bottom surface of the keyboard. This EUT was tested in the base of EUT directly against the flat phantom. The required minimum test separation distance for incorporating transmitters and antennas into laptop computer display is determined with the display screen opened at an angle of 90° to the keyboard compartment.

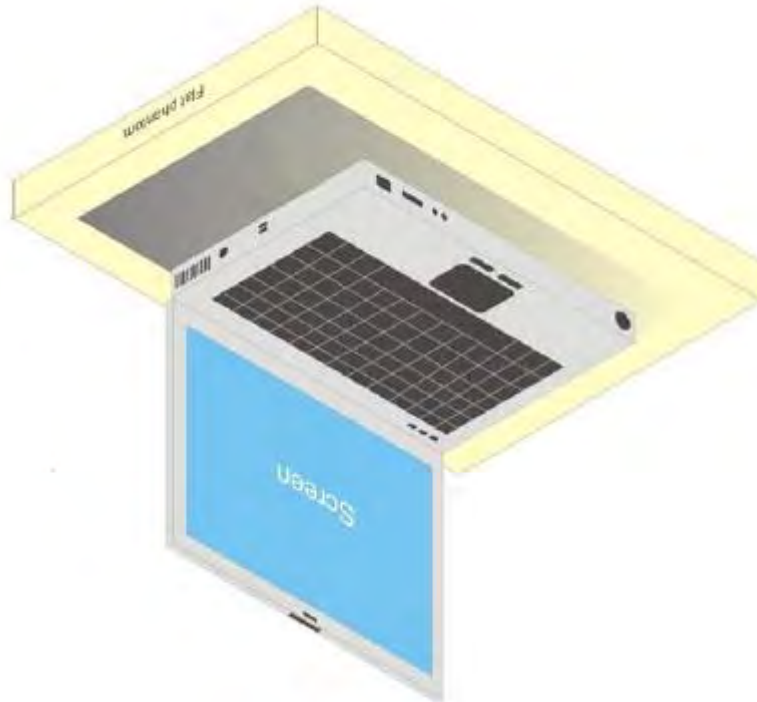


Illustration for Laptop Setup

Unless otherwise stated the results shown in this test report refer only to the sample(s) tested and such sample(s) are retained for 90 days only.
除非另有說明，此報告結果僅對測試之樣品負責，同時此樣品僅保留90天。本報告未經本公司書面許可，不可部份複製。

This document is issued by the Company subject to its General Conditions of Service printed overleaf, available on request or accessible at <http://www.sgs.com.tw/Terms-and-Conditions> and for electronic format documents, subject to Terms and Conditions for Electronic Documents at <http://www.sgs.com.tw/Terms-and-Conditions>. Attention is drawn to the limitation of liability, indemnification and jurisdiction issues defined therein. Any holder of this document is advised that information contained hereon reflects the Company's findings at the time of its intervention only and within the limits of Client's instructions, if any. The Company's sole responsibility is to its Client and this document does not exonerate parties to a transaction from exercising all their rights and obligations under the transaction documents. This document cannot be reproduced except in full, without prior written approval of the Company. Any unauthorized alteration, forgery or falsification of the content or appearance of this document is unlawful and offenders may be prosecuted to the fullest extent of the law.

For full-size tablet, according to KDB 616217 D04, SAR evaluation is required for back surface and edges of the devices. The back surface and edges of the tablet are tested with the tablet touching the phantom. Exposures from antennas through the front surface of the display section of a tablet are generally limited to the user's hands. Exposures to hands for typical consumer transmitters used in tablets are not expected to exceed the extremity SAR limit; therefore, SAR evaluation for the front surface of tablet display screens are generally not necessary. When voice mode is supported on a tablet and it is limited to speaker mode or headset operations only, additional SAR testing for this type of voice use is not required.

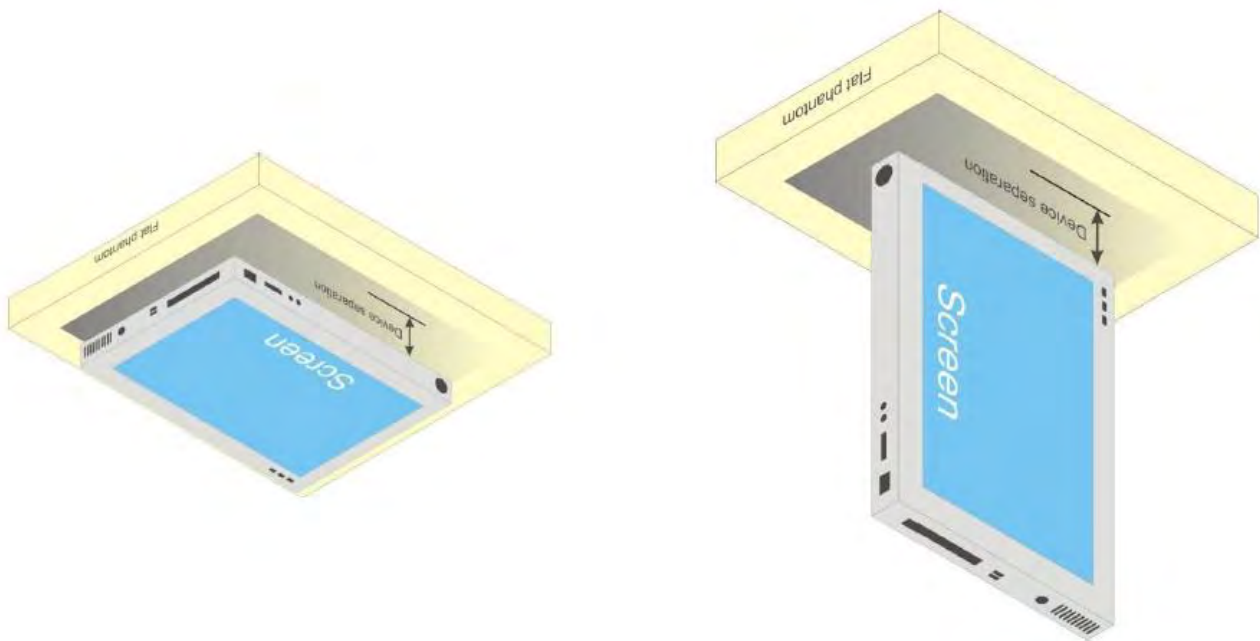


Illustration for Tablet Setup

Unless otherwise stated the results shown in this test report refer only to the sample(s) tested and such sample(s) are retained for 90 days only.
除非另有說明，此報告結果僅對測試之樣品負責，同時此樣品僅保留90天。本報告未經本公司書面許可，不可部份複製。

This document is issued by the Company subject to its General Conditions of Service printed overleaf, available on request or accessible at <http://www.sgs.com.tw/Terms-and-Conditions> and for electronic format documents, subject to Terms and Conditions for Electronic Documents at <http://www.sgs.com.tw/Terms-and-Conditions>. Attention is drawn to the limitation of liability, indemnification and jurisdiction issues defined therein. Any holder of this document is advised that information contained hereon reflects the Company's findings at the time of its intervention only and within the limits of Client's instructions, if any. The Company's sole responsibility is to its Client and this document does not exonerate parties to a transaction from exercising all their rights and obligations under the transaction documents. This document cannot be reproduced except in full, without prior written approval of the Company. Any unauthorized alteration, forgery or falsification of the content or appearance of this document is unlawful and offenders may be prosecuted to the fullest extent of the law.

1.7 Evaluation Procedures

The entire evaluation of the spatial peak values is performed within the Post-processing engine (SEMCAD). The system always gives the maximum values for the 1 g and 10 g cubes. The algorithm to find the cube with highest averaged SAR is divided into the following stages:

1. The extraction of the measured data (grid and values) from the Zoom Scan.
2. The calculation of the SAR value at every measurement point based on all stored data (A/D values and measurement parameters).
3. The generation of a high-resolution mesh within the measured volume.
4. The interpolation of all measured values from the measurement grid to the high-resolution grid.
5. The extrapolation of the entire 3-D field distribution to the phantom surface over the distance from sensor to surface.
6. The calculation of the averaged SAR within masses of 1g and 10g.

The probe is calibrated at the center of the dipole sensors that is located 1 to 2.7mm away from the probe tip. During measurements, the probe stops shortly above the phantom surface, depending on the probe and the surface detecting system. Both distances are included as parameters in the probe configuration file. The software always knows exactly how far away the measured point is from the surface. As the probe cannot directly measure at the surface, the values between the deepest measured point and the surface must be extrapolated. The angle between the probe axis and the surface normal line is less than 30 degree.

In the Area Scan, the gradient of the interpolation function is evaluated to find all the extreme of the SAR distribution. The uncertainty on the locations of the extreme is less than 1/20 of the grid size. Only local maximum within -2 dB of the global maximum are searched and passed for the Cube Scan measurement. In the Cube Scan, the interpolation function is used to extrapolate the Peak SAR from the lowest measurement points to the inner phantom surface (the extrapolation distance). The uncertainty increases with the extrapolation distance. To keep the uncertainty within 1% for the 1 g and 10 g cubes, the extrapolation distance should not be larger than 5mm.

The maximum search is automatically performed after each area scan measurement. It is based on splines in two or three dimensions. The procedure can find the maximum for most SAR distributions even with relatively large grid spacing. After the area scanning measurement, the probe is automatically moved to a position at the interpolated maximum. The following scan can directly use this position for reference, e.g., for a finer resolution grid or the cube evaluations. The 1g and 10g peak evaluations are only available for the predefined cube 7x7x7 scans.

The routines are verified and optimized for the grid dimensions used in these cube measurements. The measured volume of 30x30x30mm contains about 30g of tissue. The first procedure is an extrapolation (incl. Boundary correction) to get the points between the lowest measured plane and the surface. The next step uses 3D interpolation to get all points within the measured volume. In the last step, a 1g cube is placed numerically into the volume and its averaged SAR is calculated. This cube is

Unless otherwise stated the results shown in this test report refer only to the sample(s) tested and such sample(s) are retained for 90 days only.
除非另有說明，此報告結果僅對測試之樣品負責，同時此樣品僅保留90天。本報告未經本公司書面許可，不可部份複製。

This document is issued by the Company subject to its General Conditions of Service printed overleaf, available on request or accessible at <http://www.sgs.com.tw/Terms-and-Conditions> and for electronic format documents, subject to Terms and Conditions for Electronic Documents at <http://www.sgs.com.tw/Terms-and-Conditions>. Attention is drawn to the limitation of liability, indemnification and jurisdiction issues defined therein. Any holder of this document is advised that information contained hereon reflects the Company's findings at the time of its intervention only and within the limits of Client's instructions, if any. The Company's sole responsibility is to its Client and this document does not exonerate parties to a transaction from exercising all their rights and obligations under the transaction documents. This document cannot be reproduced except in full, without prior written approval of the Company. Any unauthorized alteration, forgery or falsification of the content or appearance of this document is unlawful and offenders may be prosecuted to the fullest extent of the law.

the moved around until the highest averaged SAR is found.

If the highest SAR is found at the edge of the measured volume, the system will issue a warning: higher SAR values might be found outside of the measured volume. In that case the cube measurement can be repeated, using the new interpolated maximum as the center.

Unless otherwise stated the results shown in this test report refer only to the sample(s) tested and such sample(s) are retained for 90 days only.

除非另有說明，此報告結果僅對測試之樣品負責，同時此樣品僅保留90天。本報告未經本公司書面許可，不可部份複製。

This document is issued by the Company subject to its General Conditions of Service printed overleaf, available on request or accessible at <http://www.sgs.com.tw/Terms-and-Conditions> and for electronic format documents, subject to Terms and Conditions for Electronic Documents at <http://www.sgs.com.tw/Terms-and-Conditions>. Attention is drawn to the limitation of liability, indemnification and jurisdiction issues defined therein. Any holder of this document is advised that information contained hereon reflects the Company's findings at the time of its intervention only and within the limits of Client's instructions, if any. The Company's sole responsibility is to its Client and this document does not exonerate parties to a transaction from exercising all their rights and obligations under the transaction documents. This document cannot be reproduced except in full, without prior written approval of the Company. Any unauthorized alteration, forgery or falsification of the content or appearance of this document is unlawful and offenders may be prosecuted to the fullest extent of the law.

SGS Taiwan Ltd.

No.134,Wu Kung Road, New Taipei Industrial Park, Wuku District, New Taipei City, Taiwan/新北市五股區新北產業園區五工路 134 號

台灣檢驗科技股份有限公司

t (886-2) 2299-3279

f (886-2) 2298-0488

www.sgs.com.tw

Member of SGS Group

1.8 Probe Calibration Procedures

For the calibration of E-field probes in lossy liquids, an electric field with an accurately known field strength must be produced within the measured liquid. For standardization purposes it would be desirable if all measurements which are necessary to assess the correct field strength would be traceable to standardized measurement procedures. In the following two different calibration techniques are summarized:

1.8.1 Transfer Calibration with Temperature Probes

In lossy liquids the specific absorption rate (SAR) is related both to the electric field (E) and the temperature gradient ($\partial T / \partial t$) in the liquid.

$$SAR = C \frac{\partial T}{\partial t},$$

Whereby σ is the conductivity, ρ the density and c the heat capacity of the liquid.

Hence, the electric field in lossy liquid can be measured indirectly by measuring the temperature gradient in the liquid. Non-disturbing temperature probes (optical probes or thermistor probes with resistive lines) with high spatial resolution (<1-2 mm) and fast reaction time (<1 s) are available and can be easily calibrated with high precision [1]. The setup and the exciting source have no influence on the calibration; only the relative positioning uncertainties of the standard temperature probe and the E-field probe to be calibrated must be considered. However, several problems limit the available accuracy of probe calibrations with temperature probes:

1. The temperature gradient is not directly measurable but must be evaluated from temperature measurements at different time steps. Special precaution is necessary to avoid measurement errors caused by temperature gradients due to energy equalizing effects or convection currents in the liquid. Such effects cannot be completely avoided, as the measured field itself destroys the thermal equilibrium in the liquid. With a careful setup these errors can be kept small.
2. The measured volume around the temperature probe is not well defined. It is

Unless otherwise stated the results shown in this test report refer only to the sample(s) tested and such sample(s) are retained for 90 days only.
除非另有說明，此報告結果僅對測試之樣品負責，同時此樣品僅保留90天。本報告未經本公司書面許可，不可部份複製。

This document is issued by the Company subject to its General Conditions of Service printed overleaf, available on request or accessible at <http://www.sgs.com.tw/Terms-and-Conditions> and for electronic format documents, subject to Terms and Conditions for Electronic Documents at <http://www.sgs.com.tw/Terms-and-Conditions>. Attention is drawn to the limitation of liability, indemnification and jurisdiction issues defined therein. Any holder of this document is advised that information contained hereon reflects the Company's findings at the time of its intervention only and within the limits of Client's instructions, if any. The Company's sole responsibility is to its Client and this document does not exonerate parties to a transaction from exercising all their rights and obligations under the transaction documents. This document cannot be reproduced except in full, without prior written approval of the Company. Any unauthorized alteration, forgery or falsification of the content or appearance of this document is unlawful and offenders may be prosecuted to the fullest extent of the law.

difficult to calculate the energy transfer from a surrounding gradient temperature field into the probe. These effects must be considered, since temperature probes are calibrated in liquid with homogeneous temperatures. There is no traceable standard for temperature rise measurements.

3. The calibration depends on the assessment of the specific density, the heat capacity and the conductivity of the medium. While the specific density and heat capacity can be measured accurately with standardized procedures ($\sim 2\%$ for c ; much better for ρ), there is no standard for the measurement of the conductivity. Depending on the method and liquid, the error can well exceed $\pm 5\%$.
4. Temperature rise measurements are not very sensitive and therefore are often performed at a higher power level than the E-field measurements. The nonlinearities in the system (e.g., power measurements, different components, etc.) must be considered.

Considering these problems, the possible accuracy of the calibration of E-field probes with temperature gradient measurements in a carefully designed setup is about $\pm 10\%$ (RSS) [2]. Recently, a setup which is a combination of the waveguide techniques and the thermal measurements was presented in [3]. The estimated uncertainty of the setup is $\pm 5\%$ (RSS) when the same liquid is used for the calibration and for actual measurements and $\pm 7-9\%$ (RSS) when not, which is in good agreement with the estimates given in [2].

Unless otherwise stated the results shown in this test report refer only to the sample(s) tested and such sample(s) are retained for 90 days only.
除非另有說明，此報告結果僅對測試之樣品負責，同時此樣品僅保留90天。本報告未經本公司書面許可，不可部份複製。

This document is issued by the Company subject to its General Conditions of Service printed overleaf, available on request or accessible at <http://www.sgs.com.tw/Terms-and-Conditions> and for electronic format documents, subject to Terms and Conditions for Electronic Documents at <http://www.sgs.com.tw/Terms-and-Conditions>. Attention is drawn to the limitation of liability, indemnification and jurisdiction issues defined therein. Any holder of this document is advised that information contained hereon reflects the Company's findings at the time of its intervention only and within the limits of Client's instructions, if any. The Company's sole responsibility is to its Client and this document does not exonerate parties to a transaction from exercising all their rights and obligations under the transaction documents. This document cannot be reproduced except in full, without prior written approval of the Company. Any unauthorized alteration, forgery or falsification of the content or appearance of this document is unlawful and offenders may be prosecuted to the fullest extent of the law.

1.8.2 Calibration with Analytical Fields

In this method a technical setup is used in which the field can be calculated analytically from measurements of other physical magnitudes (e.g., input power). This corresponds to the standard field method for probe calibration in air; however, there is no standard defined for fields in lossy liquids.

When using calculated fields in lossy liquids for probe calibration, several points must be considered in the assessment of the uncertainty:

1. The setup must enable accurate determination of the incident power.
2. The accuracy of the calculated field strength will depend on the assessment of the dielectric parameters of the liquid.
3. Due to the small wavelength in liquids with high permittivity, even small setups might be above the resonant cutoff frequencies. The field distribution in the setup must be carefully checked for conformity with the theoretical field distribution.

References

- (1) N. Kuster, Q. Balzano, and J.C. Lin, Eds., *Mobile Communications Safety*, Chapman & Hall, London, 1997.
- (2) K. Meier, M. Burkhardt, T. Schmid, and N. Kuster, "Broadband calibration of E-field probes in lossy media", *IEEE Transactions on Microwave Theory and Techniques*, vol. 44, no. 10, pp. 1954-1962, Oct. 1996.
- (3) K. Jokela, P. Hyysalo, and L. Puranen, "Calibration of specific absorption rate (SAR) probes in waveguide at 900 MHz", *IEEE Transactions on Instrumentation and Measurements*, vol. 47, no. 2, pp. 432-438, Apr. 1998.

Unless otherwise stated the results shown in this test report refer only to the sample(s) tested and such sample(s) are retained for 90 days only.
除非另有說明，此報告結果僅對測試之樣品負責，同時此樣品僅保留90天。本報告未經本公司書面許可，不可部份複製。

This document is issued by the Company subject to its General Conditions of Service printed overleaf, available on request or accessible at <http://www.sgs.com.tw/Terms-and-Conditions> and for electronic format documents, subject to Terms and Conditions for Electronic Documents at <http://www.sgs.com.tw/Terms-and-Conditions>. Attention is drawn to the limitation of liability, indemnification and jurisdiction issues defined therein. Any holder of this document is advised that information contained hereon reflects the Company's findings at the time of its intervention only and within the limits of Client's instructions, if any. The Company's sole responsibility is to its Client and this document does not exonerate parties to a transaction from exercising all their rights and obligations under the transaction documents. This document cannot be reproduced except in full, without prior written approval of the Company. Any unauthorized alteration, forgery or falsification of the content or appearance of this document is unlawful and offenders may be prosecuted to the fullest extent of the law.

1.9 Operating modes validation by power measurement

The device is a convertible laptop computer with predefined single fixed power to each device modes.

For the operating modes validation, the measured conducted output power is monitored qualitatively to identify the triggering characteristics and recorded quantitatively.

DUT operating mode	Lid Angle description	WLAN TX state
Lid-close	$0^{\circ} \leq \text{Lid angle} < 30^{\circ}$	No TX transmission
Notebook	$30^{\circ} \leq \text{Lid angle} < 180^{\circ}$	Full Power
Tablet	$180^{\circ} \leq \text{Lid angle} \leq 360^{\circ}$	Reduced Power Level

1.6.1 Results and conclusion

The measured output power versus lid angle is tabulated in the following table based on the guidance from 2019-11 TCB workshop, and the triggering verification complies with the device mode / power level declared by the manufacturer.

Unless otherwise stated the results shown in this test report refer only to the sample(s) tested and such sample(s) are retained for 90 days only.

除非另有說明，此報告結果僅對測試之樣品負責，同時此樣品僅保留90天。本報告未經本公司書面許可，不可部份複製。

This document is issued by the Company subject to its General Conditions of Service printed overleaf, available on request or accessible at <http://www.sgs.com.tw/Terms-and-Conditions> and for electronic format documents, subject to Terms and Conditions for Electronic Documents at <http://www.sgs.com.tw/Terms-and-Conditions>. Attention is drawn to the limitation of liability, indemnification and jurisdiction issues defined therein. Any holder of this document is advised that information contained hereon reflects the Company's findings at the time of its intervention only and within the limits of Client's instructions, if any. The Company's sole responsibility is to its Client and this document does not exonerate parties to a transaction from exercising all their rights and obligations under the transaction documents. This document cannot be reproduced except in full, without prior written approval of the Company. Any unauthorized alteration, forgery or falsification of the content or appearance of this document is unlawful and offenders may be prosecuted to the fullest extent of the law.

Operating mode validation by power measurement

[illegible]

Unless otherwise stated the results shown in this test report refer only to the sample(s) tested and such sample(s) are retained for 90 days only.

除非另有說明，此報告結果僅對測試之樣品負責，同時此樣品僅保留90天。本報告未經本公司書面許可，不可部份複製。

This document is issued by the Company subject to its General Conditions of Service printed overleaf, available on request or accessible at <http://www.sgs.com.tw/Terms-and-Conditions> and for electronic format documents, subject to Terms and Conditions for Electronic Documents at <http://www.sgs.com.tw/Terms-and-Conditions>. Attention is drawn to the limitation of liability, indemnification and jurisdiction issues defined therein. Any holder of this document is advised that information contained hereon reflects the Company's findings at the time of its intervention only and within the limits of Client's instructions, if any. The Company's sole responsibility is to its Client and this document does not exonerate parties to a transaction from exercising all their rights and obligations under the transaction documents. This document cannot be reproduced except in full, without prior written approval of the Company. Any unauthorized alteration, forgery or falsification of the content or appearance of this document is unlawful and offenders may be prosecuted to the fullest extent of the law.



Antenna	Operation mode	Lid angle	B02_11b	B02_11a(80M) 5.2G FCC	B02_11a(80M) 5.2G IC	B02_11a(100M) 5.2G	B02_11a(80M) 5.3G	B02_11a(80M) 5.6G	B02_11a(100M) 5.6G	B02_11a(80M) 5.8G	B02_11a(100M) 6.2G	B02_11a(100M) 6.5G	B02_11a(100M) 6.7G	B02_11a(100M) 7.0G		
Lid close	Laptop	0°	n/a	n/a	n/a	n/a	n/a	n/a	n/a	n/a	n/a	n/a	n/a	n/a		
		10°	n/a	n/a	n/a	n/a	n/a	n/a	n/a	n/a	n/a	n/a	n/a	n/a		
		20°	n/a	n/a	n/a	n/a	n/a	n/a	n/a	n/a	n/a	n/a	n/a	n/a		
		30°	17.92	16.43	16.44	15.99	16.50	16.49	16.25	16.44	13.48	13.48	13.48	13.49		
		25°	n/a	n/a	n/a	n/a	n/a	n/a	n/a	n/a	n/a	n/a	n/a	n/a		
		26°	n/a	n/a	n/a	n/a	n/a	n/a	n/a	n/a	n/a	n/a	n/a	n/a		
		27°	n/a	n/a	n/a	n/a	n/a	n/a	n/a	n/a	n/a	n/a	n/a	n/a		
		28°	n/a	n/a	n/a	n/a	n/a	n/a	n/a	n/a	n/a	n/a	n/a	n/a		
		29°	n/a	n/a	n/a	n/a	n/a	n/a	n/a	n/a	n/a	n/a	n/a	n/a		
		30°	17.98	16.47	16.44	15.92	16.44	16.45	16.20	16.44	13.49	13.44	13.50	13.46		
Lid close	Laptop	31°	17.98	16.47	16.44	15.92	16.42	16.50	16.22	16.43	13.49	13.45	13.41	13.42		
		32°	15.95	16.48	16.44	15.99	16.45	16.42	16.19	16.40	13.42	13.48	13.50	13.47		
		33°	17.90	16.46	16.40	15.94	16.46	16.44	16.21	16.44	13.42	13.47	13.42	13.40		
		34°	17.96	16.47	16.41	15.96	16.41	16.44	16.22	16.45	13.49	13.46	13.41	13.45		
		35°	17.95	16.44	16.49	15.91	16.49	16.45	16.19	16.47	13.43	13.48	13.42	13.46		
		36°	17.96	16.40	16.41	15.95	16.48	16.44	16.24	16.48	13.48	13.43	13.41	13.41		
		37°	18.00	16.45	16.46	15.90	16.40	16.41	16.19	16.43	13.50	13.45	13.49	13.40		
		38°	17.98	16.49	16.46	15.94	16.46	16.41	16.19	16.41	13.47	13.48	13.48	13.43		
		39°	17.96	16.45	16.42	15.98	16.48	16.45	16.22	16.47	13.42	13.42	13.45	13.45		
		40°	17.96	16.41	16.48	15.98	16.46	16.41	16.22	16.45	13.47	13.47	13.48	13.48		
		50°	17.98	16.50	16.46	15.97	16.49	16.44	16.19	16.42	13.50	13.43	13.42	13.50		
		60°	17.97	16.44	16.50	15.94	16.42	16.47	16.17	16.49	13.42	13.44	13.49	13.49		
		70°	17.92	16.42	16.50	15.90	16.45	16.48	16.25	16.45	13.49	13.48	13.48	13.41		
		80°	18.00	16.44	16.44	15.94	16.42	16.47	16.17	16.41	13.42	13.47	13.41	13.40		
		90°	17.99	16.43	16.44	15.99	16.43	16.46	16.23	16.45	13.42	13.48	13.45	13.48		
		100°	17.91	16.43	16.40	16.00	16.44	16.45	16.25	16.42	13.45	13.46	13.43	13.43		
		110°	17.95	16.47	16.47	15.98	16.46	16.42	16.19	16.42	13.47	13.49	13.42	13.46		
		120°	17.97	16.41	16.52	15.92	16.41	16.49	16.21	16.46	13.41	13.47	13.45	13.48		
		130°	17.97	16.40	16.46	15.95	16.41	16.40	16.17	16.44	13.49	13.43	13.49	13.46		
		140°	17.98	16.41	16.42	15.90	16.47	16.42	16.19	16.44	13.41	13.41	13.41	13.42		
		150°	17.93	16.48	16.43	15.91	16.47	16.43	16.17	16.47	13.48	13.47	13.46	13.46		
		160°	17.95	16.43	16.45	15.90	16.43	16.45	16.23	16.47	13.49	13.44	13.49	13.48		
		170°	17.99	16.41	16.45	15.97	16.46	16.44	16.15	16.50	13.46	13.42	13.48	13.45		
		180°	17.94	16.44	16.48	15.99	16.47	16.49	16.27	16.49	13.46	13.40	13.44	13.42		
		Tablet	Tablet	190°	17.98	16.45	16.43	15.95	16.43	16.45	16.23	16.48	13.50	13.45	13.45	13.42
				200°	13.48	12.50	12.50	11.92	11.90	11.98	11.90	12.48	13.42	13.40	13.46	13.45
				210°	13.48	12.50	12.50	11.92	11.90	11.98	11.90	12.48	13.42	13.40	13.46	13.45
				220°	13.48	12.50	12.50	11.92	11.90	11.98	11.90	12.48	13.42	13.40	13.46	13.45
				230°	13.48	12.50	12.50	11.92	11.90	11.98	11.90	12.48	13.42	13.40	13.46	13.45
				240°	13.48	12.50	12.50	11.92	11.90	11.98	11.90	12.48	13.42	13.40	13.46	13.45
250°	13.48			12.50	12.50	11.92	11.90	11.98	11.90	12.48	13.42	13.40	13.46	13.45		
260°	13.48			12.50	12.50	11.92	11.90	11.98	11.90	12.48	13.42	13.40	13.46	13.45		
270°	13.48			12.50	12.50	11.92	11.90	11.98	11.90	12.48	13.42	13.40	13.46	13.45		
280°	13.48			12.50	12.50	11.92	11.90	11.98	11.90	12.48	13.42	13.40	13.46	13.45		
Laptop	Laptop	290°	13.48	12.50	12.50	11.92	11.90	11.98	11.90	12.48	13.42	13.40	13.46	13.45		
		300°	13.40	11.98	11.92	11.91	11.91	11.95	11.91	11.95	12.41	13.49	13.45	13.48		
		310°	13.50	11.91	11.95	11.96	11.49	11.96	11.96	11.96	12.47	13.49	13.49	13.49		
		320°	11.44	11.99	11.92	11.97	11.92	12.43	11.96	12.43	13.41	13.44	13.50	13.50		
		330°	13.47	11.97	11.94	11.92	11.98	11.98	12.41	13.47	13.48	13.43	13.48	13.45		
		340°	13.40	11.90	11.93	11.91	11.48	11.91	11.97	12.50	13.49	13.45	13.45	13.45		
		350°	11.48	11.92	11.97	11.97	11.97	12.41	11.99	13.43	13.49	13.45	13.45	13.45		
		360°	13.41	11.96	11.91	11.91	11.43	11.90	11.95	12.43	13.41	13.46	13.41	13.41		
		370°	13.45	11.96	11.93	11.95	11.50	11.92	12.48	13.46	13.48	13.48	13.48	13.48		
		380°	11.49	11.96	11.96	11.96	11.49	11.95	12.45	13.48	13.43	13.43	13.42	13.42		
		390°	13.40	11.92	11.94	11.92	11.43	11.96	12.00	12.43	13.45	13.48	13.49	13.49		
		400°	13.48	11.95	11.95	11.91	11.51	11.97	12.50	13.45	13.48	13.48	13.48	13.48		
		410°	11.50	11.91	11.99	11.99	11.50	11.99	12.43	13.42	13.41	13.41	13.45	13.45		
		420°	13.43	11.93	11.99	11.93	11.43	12.00	12.41	13.48	13.42	13.41	13.41	13.41		
		430°	13.40	11.98	12.00	11.96	11.43	11.94	12.00	12.48	13.50	13.48	13.48	13.48		
		440°	11.48	11.97	11.97	11.97	11.48	11.99	12.48	13.46	13.40	13.40	13.42	13.42		
		450°	13.49	11.97	11.97	11.97	11.48	11.99	12.45	13.49	13.45	13.45	13.45	13.45		
		460°	13.40	11.93	11.97	11.95	11.44	11.98	11.96	12.40	13.41	13.46	13.46	13.46		
		470°	13.40	11.98	11.98	11.98	11.50	11.98	12.43	13.45	13.43	13.43	13.43	13.43		
		480°	13.41	11.91	11.90	11.90	11.94	11.94	12.50	13.49	13.46	13.46	13.46	13.46		
		490°	13.49	11.91	11.92	11.91	11.43	11.99	12.45	13.49	13.45	13.45	13.45	13.45		
		500°	13.40	11.93	11.97	11.95	11.44	11.98	11.96	12.40	13.41	13.46	13.46	13.46		
		Laptop	Laptop	510°	13.40	11.98	11.98	11.98	11.50	11.98	12.43	13.45	13.43	13.43	13.43	13.43
				520°	13.41	11.91	11.90	11.90	11.94	11.94	12.50	13.49	13.46	13.46	13.46	13.46
				530°	13.49	11.94	11.93	11.99	11.47	11.97	11.96	12.48	13.50	13.48	13.47	13.48
				540°	11.93	11.99	11.93	11.97	11.49	11.97	12.44	13.47	13.46	13.46	13.46	13.46
				550°	13.45	11.90	11.92	11.92	11.47	11.97	12.43	13.49	13.45	13.45	13.45	13.45
				560°	13.40	11.90	11.92	11.92	11.41	11.90	12.00	12.44	13.47	13.46	13.47	13.45
				570°	13.49	11.93	11.94	11.94	11.42	11.93	12.45	13.44	13.44	13.44	13.44	13.44
				580°	13.40	11.90	11.90	11.90	11.40	11.90	12.00	12.44	13.47	13.46	13.47	13.45
590°	13.49			11.93	11.94	11.94	11.42	11.93	12.45	13.44	13.44	13.44	13.44	13.44		
600°	13.40			11.90	11.90	11.90	11.40	11.90	12.00	12.44	13.47	13.46	13.47	13.45		
Tablet	Tablet	610°	13.49	11.93	11.94	11.94	11.42	11.93	12.45	13.44	13.44	13.44	13.44	13.44		
		620°	13.40	11.90	11.90	11.90	11.40	11.90	12.00	12.44	13.47	13.46	13.47	13.45		
		630°	13.49	11.93	11.94	11.94	11.42	11.93	12.45	13.44	13.44	13.44	13.44	13.44		
		640°	13.40	11.90	11.90	11.90	11.40	11.90	12.00	12.44	13.47	13.46	13.47	13.45		
		650°	13.49	11.93	11.94	11.94	11.42	11.93	12.45	13.44	13.44	13.44	13.44	13.44		
		660°	13.40	11.90	11.90	11.90	11.40	11.90	12.00	12.44	13.47	13.46	13.47	13.45		
		670°	13.49	11.93	11.94	11.94	11.42	11.93	12.45	13.44	13.44	13.44	13.44	13.44		
		680°	13.40	11.90	11.90	11.90	11.40	11.90	12.00	12.44	13.47	13.46	13.47	13.45		
		690°	13.49	11.93	11.94	11.94	11.42	11.93	12.45	13.44	13.44	13.44	13.44	13.44		
		700°	13.40	11.90	11.90	11.90	11.40	11.90	12.00	12.44	13.47	13.46	13.47	13.45		
Laptop	Laptop	710°	13.49	11.93	11.94	11.94	11.42	11.93	12.45	13.44	13.44	13.44	13.44	13.44</		

1.10 SAR System Description and Setup

The DASY system used for performing compliance tests consists of the following items:

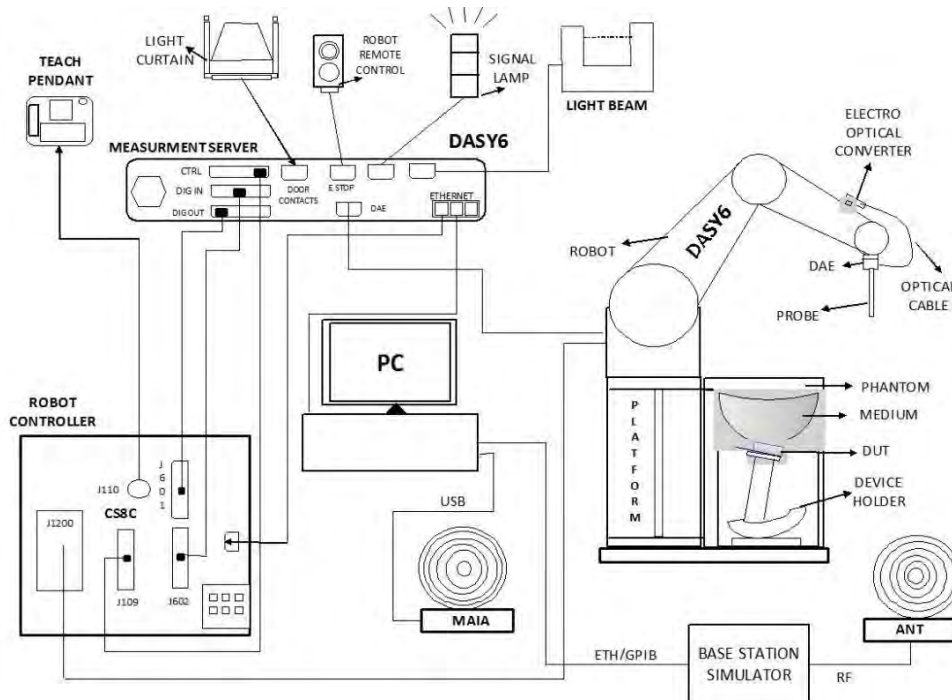


Fig. a A block diagram of the SAR measurement system

- A standard high precision 6-axis robot with controller, teach pendant and software. An arm extension for accommodating the data acquisition electronics (DAE).
- An isotropic Field probe optimized and calibrated for the targeted measurement.
- A data acquisition electronics (DAE) which performs the signal amplification, signal multiplexing, AD-conversion, offset measurements, mechanical surface detection, collision detection, etc. The unit is battery powered with standard or rechargeable batteries. The signal is optically transmitted to the EOC.
- The Electro-optical converter (EOC) performs the conversion from optical to electrical signals for the digital communication to the DAE. To use optical surface detection, a special version of the EOC is required. The EOC signal is transmitted to the measurement server.
- The function of the measurement server is to perform the time critical tasks such

Unless otherwise stated the results shown in this test report refer only to the sample(s) tested and such sample(s) are retained for 90 days only.

除非另有說明，此報告結果僅對測試之樣品負責，同時此樣品僅保留90天。本報告未經本公司書面許可，不可部份複製。

This document is issued by the Company subject to its General Conditions of Service printed overleaf, available on request or accessible at <http://www.sgs.com.tw/Terms-and-Conditions> and for electronic format documents, subject to Terms and Conditions for Electronic Documents at <http://www.sgs.com.tw/Terms-and-Conditions>. Attention is drawn to the limitation of liability, indemnification and jurisdiction issues defined therein. Any holder of this document is advised that information contained hereon reflects the Company's findings at the time of its intervention only and within the limits of Client's instructions, if any. The Company's sole responsibility is to its Client and this document does not exonerate parties to a transaction from exercising all their rights and obligations under the transaction documents. This document cannot be reproduced except in full, without prior written approval of the Company. Any unauthorized alteration, forgery or falsification of the content or appearance of this document is unlawful and offenders may be prosecuted to the fullest extent of the law.

as signal filtering, control of the robot operation and fast movement interrupts.

- The Light Beam used is for probe alignment. This improves the (absolute) accuracy of the probe positioning.
- A computer running Windows 10 and the DASY6 software.
- Remote control and teach pendant as well as additional circuitry for robot safety such as warning lamps, etc.
- The phantom, the device holder and other accessories according to the targeted measurement.

Unless otherwise stated the results shown in this test report refer only to the sample(s) tested and such sample(s) are retained for 90 days only.

除非另有說明，此報告結果僅對測試之樣品負責，同時此樣品僅保留90天。本報告未經本公司書面許可，不可部份複製。

This document is issued by the Company subject to its General Conditions of Service printed overleaf, available on request or accessible at <http://www.sgs.com.tw/Terms-and-Conditions> and for electronic format documents, subject to Terms and Conditions for Electronic Documents at <http://www.sgs.com.tw/Terms-and-Conditions>. Attention is drawn to the limitation of liability, indemnification and jurisdiction issues defined therein. Any holder of this document is advised that information contained hereon reflects the Company's findings at the time of its intervention only and within the limits of Client's instructions, if any. The Company's sole responsibility is to its Client and this document does not exonerate parties to a transaction from exercising all their rights and obligations under the transaction documents. This document cannot be reproduced except in full, without prior written approval of the Company. Any unauthorized alteration, forgery or falsification of the content or appearance of this document is unlawful and offenders may be prosecuted to the fullest extent of the law.

SGS Taiwan Ltd.

No.134,Wu Kung Road, New Taipei Industrial Park, Wuku District, New Taipei City, Taiwan/新北市五股區新北產業園區五工路 134 號

台灣檢驗科技股份有限公司

t (886-2) 2299-3279

f (886-2) 2298-0488

www.sgs.com.tw

Member of SGS Group

1.10.1 Power density measurement system

DASY6 system

Power density measurements for mmWave frequencies were performed using SPEAG DASY6 with cDASY6 5G module. The DASY6 included a high precision robotics system (Staubli), robot controller, desktop computer, near-field probe, probe alignment sensor, and the 5G phantom cover.

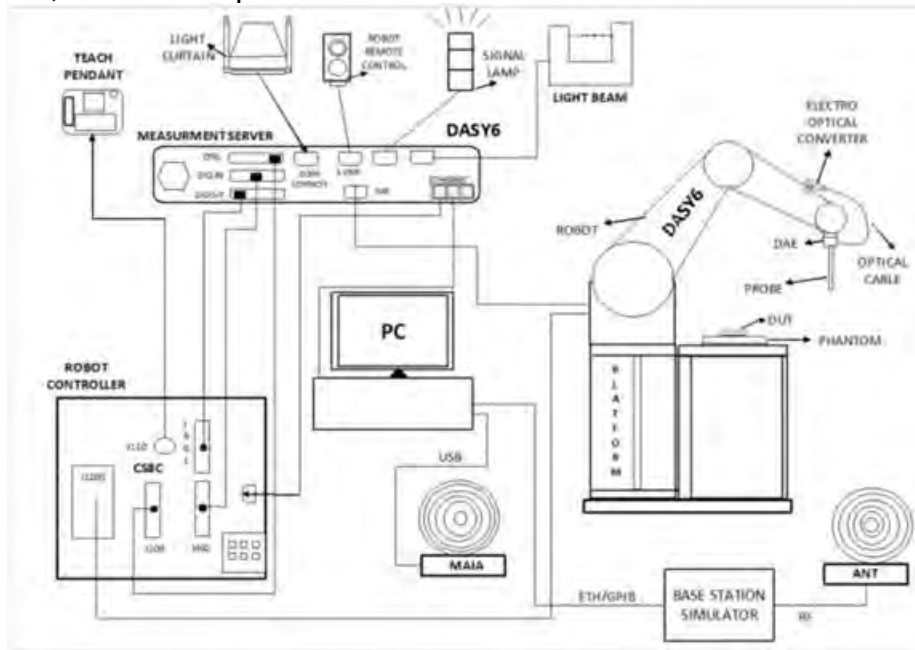



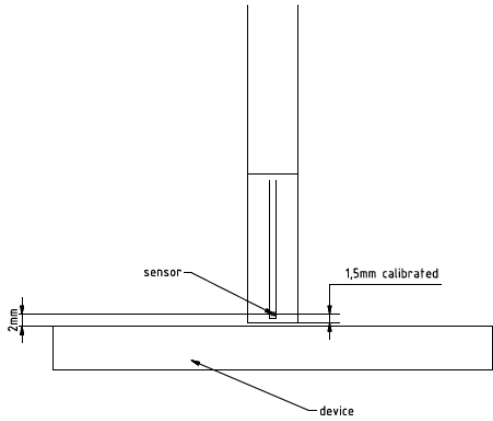
Fig-2.1 SPEAG DASY6 system

EUmmWVx probe

The EUmmWVx probe is based on the pseudo-vector probe design, which not only measures the field magnitude but also derives its polarization ellipse. The design entails two small 0.8mm dipole sensors mechanically protected by high-density foam, printed on both sides of a 0.9mm wide and 0.12mm thick glass substrate. The body of the probe is specifically constructed to minimize distortion by the scattered fields. The probe consist of two sensors with different angles (1 and 2) arranged in the same plane in the probe axis. Three or more measurements of the two sensors are taken for different probe rotational angles to derive the amplitude and polarization information. The probe design allows measurements at distances as small as 2mm from the sensors to the surface of the device under test (DUT). The typical sensor to probe tip distance is 1.5 mm. The exact distance is calibrated.

Unless otherwise stated the results shown in this test report refer only to the sample(s) tested and such sample(s) are retained for 90 days only.
除非另有說明，此報告結果僅對測試之樣品負責，同時此樣品僅保留90天。本報告未經本公司書面許可，不可部份複製。

This document is issued by the Company subject to its General Conditions of Service printed overleaf, available on request or accessible at <http://www.sgs.com.tw/Terms-and-Conditions> and for electronic format documents, subject to Terms and Conditions for Electronic Documents at <http://www.sgs.com.tw/Terms-and-Conditions>. Attention is drawn to the limitation of liability, indemnification and jurisdiction issues defined therein. Any holder of this document is advised that information contained hereon reflects the Company's findings at the time of its intervention only and within the limits of Client's instructions, if any. The Company's sole responsibility is to its Client and this document does not exonerate parties to a transaction from exercising all their rights and obligations under the transaction documents. This document cannot be reproduced except in full, without prior written approval of the Company. Any unauthorized alteration, forgery or falsification of the content or appearance of this document is unlawful and offenders may be prosecuted to the fullest extent of the law.

	<p>Two dipoles optimally arranged to obtain pseudo-vector information. Minimum 3 measurements/ point, 120° rotated around probe axis.</p> <p>Sensors (0.8mm length) printed on glass substrate protected by high density foam. Low perturbation of the measured field. Requires positioner which can do accurate probe rotation.</p>
Frequency Range	750 MHz – 110 GHz
Dynamic Range	< 20 V/m – 10,000 V/m with PRE-10 (min < 50 V/m - 3000 V/m)
Position Precision	< 0.2 mm (DASY6)
Dimensions	<p>Overall length: 337 mm (tip: 20 mm)</p> <p>Tip diameter: encapsulation 8 mm (internal sensor < 1mm)</p> <p>Distance from probe tip to dipole centers: < 2 mm. Sensor displacement to probe's calibration point: < 0.3 mm</p>
Applications 	<p>E-field measurements of 5G devices and other mm-wave transmitters operating above 10GHz in < 2 mm distance from device (free-space). Power density, H-field and far-field analysis using total field reconstruction (cDASY6 5G module required)</p>
Compatibility	cDASY6 + 5G-Module SW1.0 and higher

Unless otherwise stated the results shown in this test report refer only to the sample(s) tested and such sample(s) are retained for 90 days only.
除非另有說明，此報告結果僅對測試之樣品負責，同時此樣品僅保留90天。本報告未經本公司書面許可，不可部份複製。

This document is issued by the Company subject to its General Conditions of Service printed overleaf, available on request or accessible at <http://www.sgs.com.tw/Terms-and-Conditions> and for electronic format documents, subject to Terms and Conditions for Electronic Documents at <http://www.sgs.com.tw/Terms-and-Conditions>. Attention is drawn to the limitation of liability, indemnification and jurisdiction issues defined therein. Any holder of this document is advised that information contained hereon reflects the Company's findings at the time of its intervention only and within the limits of Client's instructions, if any. The Company's sole responsibility is to its Client and this document does not exonerate parties to a transaction from exercising all their rights and obligations under the transaction documents. This document cannot be reproduced except in full, without prior written approval of the Company. Any unauthorized alteration, forgery or falsification of the content or appearance of this document is unlawful and offenders may be prosecuted to the fullest extent of the law.

1.10.2 SAR System Performance Check Results

The microwave circuit arrangement for system verification is sketched in Fig. b. The daily system accuracy verification occurs within the flat section of the SAM phantom. A SAR measurement was performed to see if the measured SAR was within $\pm 10\%$ (according to KDB865664D01) from the target SAR values. These tests were done at 2450/5250/5600/5750/6500/7000 MHz. The tests were conducted on the same days as the measurement of the DUT. The obtained results from the system accuracy verification are displayed in the table 1. During the tests, the liquid depth above the ear reference points was above 15 cm in all the cases. It is seen that the system is operating within its specification, as the results are within acceptable tolerance of the reference values.

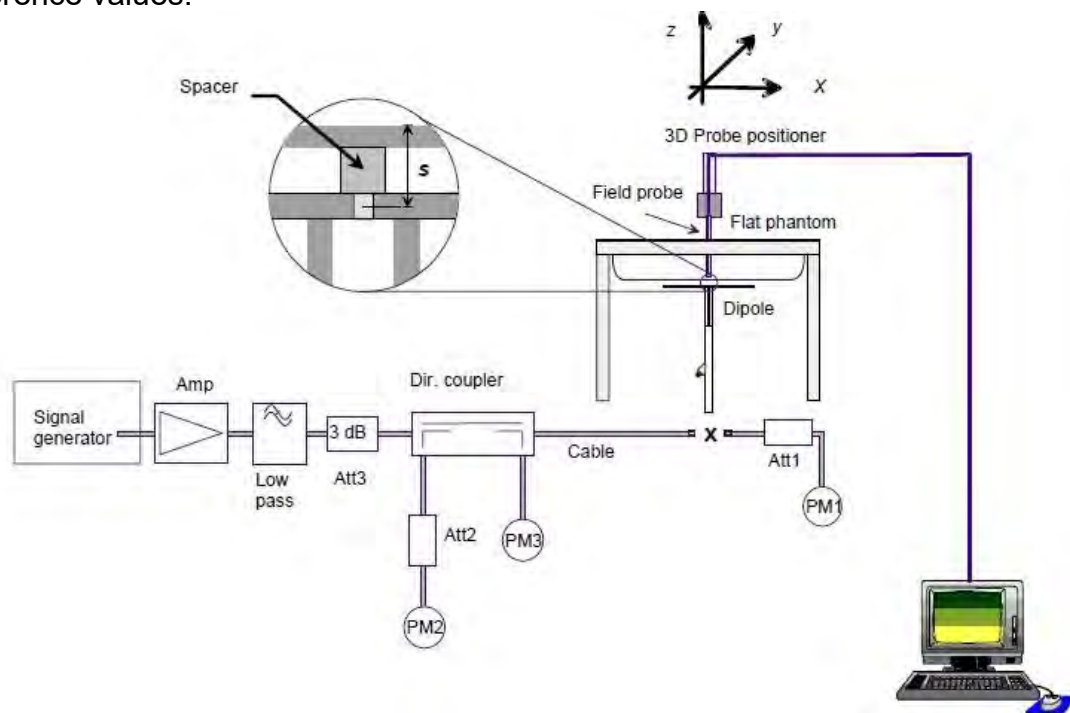


Fig. b The block diagram of system verification

Unless otherwise stated the results shown in this test report refer only to the sample(s) tested and such sample(s) are retained for 90 days only.
除非另有說明，此報告結果僅對測試之樣品負責，同時此樣品僅保留90天。本報告未經本公司書面許可，不可部份複製。

This document is issued by the Company subject to its General Conditions of Service printed overleaf, available on request or accessible at <http://www.sgs.com.tw/Terms-and-Conditions> and for electronic format documents, subject to Terms and Conditions for Electronic Documents at <http://www.sgs.com.tw/Terms-and-Conditions>. Attention is drawn to the limitation of liability, indemnification and jurisdiction issues defined therein. Any holder of this document is advised that information contained hereon reflects the Company's findings at the time of its intervention only and within the limits of Client's instructions, if any. The Company's sole responsibility is to its Client and this document does not exonerate parties to a transaction from exercising all their rights and obligations under the transaction documents. This document cannot be reproduced except in full, without prior written approval of the Company. Any unauthorized alteration, forgery or falsification of the content or appearance of this document is unlawful and offenders may be prosecuted to the fullest extent of the law.

SGS Taiwan Ltd.

No.134,Wu Kung Road, New Taipei Industrial Park, Wuku District, New Taipei City, Taiwan/新北市五股區新北產業園區五工路 134 號

台灣檢驗科技股份有限公司

t (886-2) 2299-3279

f (886-2) 2298-0488

www.sgs.com.tw

Member of SGS Group

Validation Kit	S/N	Frequency (MHz)		1W Target SAR-1g (W/kg)	pin=250mW Measured SAR-1g (W/kg)	Measured SAR-1g normalized to 1W (W/kg)	Deviation (%)	Measured Date
D2450V2	835	2450	Head	52.7	13.60	54.4	3.23%	Apr. 18, 2022

Validation Kit	S/N	Frequency (MHz)		1W Target SAR-1g (W/kg)	Pin=100mW Measured SAR-1g (W/kg)	Measured SAR-1g normalized to 1W (W/kg)	Deviation (%)	Measured Date
D5GHzV2	1023	5250	Head	81	8.05	80.5	-0.62%	Apr. 19, 2022
		5600	Head	84.4	8.26	82.6	-2.13%	Apr. 20, 2022
		5750	Head	81	8.01	80.1	-1.11%	Apr. 21, 2022
D6.5GHzV2	1006	6500	Head	291	29.20	292	0.34%	Apr. 24, 2022
D7GHzV2	1007	7000	Head	275	26.80	268	-2.55%	Apr. 24, 2022

Unless otherwise stated the results shown in this test report refer only to the sample(s) tested and such sample(s) are retained for 90 days only.

除非另有說明，此報告結果僅對測試之樣品負責，同時此樣品僅保留90天。本報告未經本公司書面許可，不可部份複製。

This document is issued by the Company subject to its General Conditions of Service printed overleaf, available on request or accessible at <http://www.sgs.com.tw/Terms-and-Conditions> and for electronic format documents, subject to Terms and Conditions for Electronic Documents at <http://www.sgs.com.tw/Terms-and-Conditions>. Attention is drawn to the limitation of liability, indemnification and jurisdiction issues defined therein. Any holder of this document is advised that information contained hereon reflects the Company's findings at the time of its intervention only and within the limits of Client's instructions, if any. The Company's sole responsibility is to its Client and this document does not exonerate parties to a transaction from exercising all their rights and obligations under the transaction documents. This document cannot be reproduced except in full, without prior written approval of the Company. Any unauthorized alteration, forgery or falsification of the content or appearance of this document is unlawful and offenders may be prosecuted to the fullest extent of the law.

SGS Taiwan Ltd.

No.134,Wu Kung Road, New Taipei Industrial Park, Wuku District, New Taipei City, Taiwan/新北市五股區新北產業園區五工路 134 號

台灣檢驗科技股份有限公司

t (886-2) 2299-3279

f (886-2) 2298-0488


www.sgs.com.tw

Member of SGS Group

Power Density Test System Verification

The system was verified to be within ± 0.66 dB of the power density targets on the calibration certificate according to the test system specification in the user's manual and calibration facility recommendation. The 0.66 dB deviation threshold represents the expanded uncertainty for system performance checks using SPEAG's mmWave verification sources. The same spatial resolution and measurement region used in the source calibration was applied during the system check.

The measured power density distribution of verification source was also confirmed through visual inspection to have no noticeable differences, both spatially (shape) and numerically (level) from the distribution provided by the manufacturer, per November 2017 TCBC Workshop Notes.



System Verification Setup Photo

Unless otherwise stated the results shown in this test report refer only to the sample(s) tested and such sample(s) are retained for 90 days only.
除非另有說明，此報告結果僅對測試之樣品負責，同時此樣品僅保留90天。本報告未經本公司書面許可，不可部份複製。

This document is issued by the Company subject to its General Conditions of Service printed overleaf, available on request or accessible at <http://www.sgs.com.tw/Terms-and-Conditions> and for electronic format documents, subject to Terms and Conditions for Electronic Documents at <http://www.sgs.com.tw/Terms-and-Conditions>. Attention is drawn to the limitation of liability, indemnification and jurisdiction issues defined therein. Any holder of this document is advised that information contained hereon reflects the Company's findings at the time of its intervention only and within the limits of Client's instructions, if any. The Company's sole responsibility is to its Client and this document does not exonerate parties to a transaction from exercising all their rights and obligations under the transaction documents. This document cannot be reproduced except in full, without prior written approval of the Company. Any unauthorized alteration, forgery or falsification of the content or appearance of this document is unlawful and offenders may be prosecuted to the fullest extent of the law.

PD System Verification Results

The system was verified to be within ± 0.66 dB of the power density targets on the calibration certificate according to the test system specification in the user's manual and calibration facility recommendation. The 0.66 dB deviation threshold represents the expanded uncertainty for system performance checks using SPEAG's mmWave verification sources. The same spatial resolution and measurement region used in the source calibration was applied during the system check. The measured power density distribution of verification source was also confirmed through visual inspection to have no noticeable differences, both spatially (shape) and numerically (level) from the distribution provided by the manufacturer, per November 2017 TCBC Workshop Notes.

Frequency (GHz)	PD Verification Source	Probe S/N	DAE S/N	Distance (mm)	Prad (mW)	Measured 4cm ² (W/m ²)	Target 4cm ² (W/m ²)	Deviation (dB)	Date
10G	10G	9579	558	10	86.1	53.9	51.7	0.18	Apr. 25, 2022

Unless otherwise stated the results shown in this test report refer only to the sample(s) tested and such sample(s) are retained for 90 days only.

除非另有說明，此報告結果僅對測試之樣品負責，同時此樣品僅保留90天。本報告未經本公司書面許可，不可部份複製。

This document is issued by the Company subject to its General Conditions of Service printed overleaf, available on request or accessible at <http://www.sgs.com.tw/Terms-and-Conditions> and for electronic format documents, subject to Terms and Conditions for Electronic Documents at <http://www.sgs.com.tw/Terms-and-Conditions>. Attention is drawn to the limitation of liability, indemnification and jurisdiction issues defined therein. Any holder of this document is advised that information contained hereon reflects the Company's findings at the time of its intervention only and within the limits of Client's instructions, if any. The Company's sole responsibility is to its Client and this document does not exonerate parties to a transaction from exercising all their rights and obligations under the transaction documents. This document cannot be reproduced except in full, without prior written approval of the Company. Any unauthorized alteration, forgery or falsification of the content or appearance of this document is unlawful and offenders may be prosecuted to the fullest extent of the law.

SGS Taiwan Ltd.

No.134,Wu Kung Road, New Taipei Industrial Park, Wuku District, New Taipei City, Taiwan/新北市五股區新北產業園區五工路 134 號

台灣檢驗科技股份有限公司

t (886-2) 2299-3279

f (886-2) 2298-0488

www.sgs.com.tw

Member of SGS Group

1.10.3 SAR Tissue Verification

The dielectric properties for this Head-simulant fluid were measured by using the SPEAG Dielectric Assessment Kit (DAKS-3.5)

All dielectric parameters of tissue simulates were measured within 24 hours of SAR measurements. The measured conductivity and permittivity are all within $\pm 5\%$ of the target values.

The depth of the tissue simulant in the flat section of the phantom was $\geq 15 \text{ cm} \pm 5 \text{ mm}$ during all tests. (Fig. 2)

Tissue Type	Measurement Date	Measured Frequency (MHz)	Target Dielectric Constant, ϵ_r	Target Conductivity, σ (S/m)	Measured Dielectric Constant, ϵ_r	Measured Conductivity, σ (S/m)	% dev ϵ_r	% dev σ
Head	Apr, 18. 2022	2402	39.282	1.757	39.261	1.755	-0.05%	-0.14%
		2412	39.265	1.766	39.222	1.765	-0.11%	-0.08%
		2437	39.222	1.788	39.158	1.787	-0.16%	-0.08%
		2441	39.215	1.792	39.154	1.791	-0.16%	-0.06%
		2450	39.200	1.800	39.156	1.799	-0.11%	-0.06%
		2462	39.184	1.813	39.118	1.811	-0.17%	-0.10%
		2480	39.160	1.832	39.084	1.829	-0.19%	-0.16%
	Apr, 19. 2022	5210	35.974	4.665	36.267	4.608	0.81%	-1.23%
		5250	35.950	4.710	36.181	4.652	0.64%	-1.23%
		5290	35.883	4.747	36.054	4.708	0.48%	-0.83%
	Apr, 20. 2022	5530	35.609	4.993	35.77	4.987	0.45%	-0.13%
		5570	35.563	5.034	35.702	5.04	0.39%	0.11%
		5600	35.500	5.070	35.631	5.076	0.37%	0.12%
		5610	35.517	5.075	35.618	5.086	0.28%	0.21%
		5690	35.426	5.157	35.442	5.177	0.05%	0.38%
	Apr, 21. 2022	5750	35.350	5.220	35.265	5.243	-0.24%	0.44%
		5775	35.329	5.244	35.147	5.273	-0.51%	0.55%
	Apr, 24. 2022	6025	35.070	5.510	36.21	5.623	3.25%	2.06%
		6185	34.878	5.698	36.002	5.819	3.22%	2.12%
		6345	34.686	5.887	35.792	6.012	3.19%	2.12%
		6500	34.500	6.070	35.617	6.198	3.24%	2.11%
		6505	34.494	6.076	35.603	6.208	3.22%	2.18%
		6665	34.302	6.261	35.432	6.401	3.29%	2.23%
		6825	34.110	6.447	35.247	6.592	3.33%	2.25%
		6985	33.918	6.633	35.075	6.793	3.41%	2.42%
		7000	33.900	6.650	35.044	6.812	3.37%	2.44%

Table 2. Dielectric Parameters of Tissue Simulant Fluid


Unless otherwise stated the results shown in this test report refer only to the sample(s) tested and such sample(s) are retained for 90 days only.

除非另有說明，此報告結果僅對測試之樣品負責，同時此樣品僅保留90天。本報告未經本公司書面許可，不可部份複製。

This document is issued by the Company subject to its General Conditions of Service printed overleaf, available on request or accessible at <http://www.sgs.com.tw/Terms-and-Conditions> and for electronic format documents, subject to Terms and Conditions for Electronic Documents at <http://www.sgs.com.tw/Terms-and-Conditions>. Attention is drawn to the limitation of liability, indemnification and jurisdiction issues defined therein. Any holder of this document is advised that information contained hereon reflects the Company's findings at the time of its intervention only and within the limits of Client's instructions, if any. The Company's sole responsibility is to its Client and this document does not exonerate parties to a transaction from exercising all their rights and obligations under the transaction documents. This document cannot be reproduced except in full, without prior written approval of the Company. Any unauthorized alteration, forgery or falsification of the content or appearance of this document is unlawful and offenders may be prosecuted to the fullest extent of the law.

1.11 System Components


EX3DV4 E-Field Probe

Construction	Symmetrical design with triangular core Built-in shielding against static charges PEEK enclosure material (resistant to organic solvents, e.g., DGBE)	
Calibration	Basic Broad Band Calibration in air Conversion Factors (CF) for HSL2450/5250/5600/5750/6500/7000 MHz Additional CF for other liquids and frequencies upon request	
Frequency	10 MHz to > 6 GHz, Linearity: ± 0.6 dB	
Directivity	± 0.3 dB in HSL (rotation around probe axis) ± 0.5 dB in tissue material (rotation normal to probe axis)	
Dynamic Range	10 μ W/g to > 100 mW/g Linearity: ± 0.2 dB (noise: typically < 1 μ W/g)	
Dimensions	Tip diameter: 2.5 mm	
Application	High precision dosimetric measurements in any exposure scenario (e.g., very strong gradient fields). Only probe which enables compliance testing for frequencies up to 6 GHz with precision of better 30%.	


Unless otherwise stated the results shown in this test report refer only to the sample(s) tested and such sample(s) are retained for 90 days only.
除非另有說明，此報告結果僅對測試之樣品負責，同時此樣品僅保留90天。本報告未經本公司書面許可，不可部份複製。

This document is issued by the Company subject to its General Conditions of Service printed overleaf, available on request or accessible at <http://www.sgs.com.tw/Terms-and-Conditions> and for electronic format documents, subject to Terms and Conditions for Electronic Documents at <http://www.sgs.com.tw/Terms-and-Conditions>. Attention is drawn to the limitation of liability, indemnification and jurisdiction issues defined therein. Any holder of this document is advised that information contained hereon reflects the Company's findings at the time of its intervention only and within the limits of Client's instructions, if any. The Company's sole responsibility is to its Client and this document does not exonerate parties to a transaction from exercising all their rights and obligations under the transaction documents. This document cannot be reproduced except in full, without prior written approval of the Company. Any unauthorized alteration, forgery or falsification of the content or appearance of this document is unlawful and offenders may be prosecuted to the fullest extent of the law.

PHANTOM

Model	ELI	
Construction	The ELI phantom is used for compliance testing of handheld and body-mounted wireless devices in the frequency range of 30 MHz to 6 GHz. ELI is fully compatible with the IEC 62209-2 standard and all known tissue simulating liquids. ELI has been optimized regarding its performance and can be integrated into our standard phantom tables. A cover prevents evaporation of the liquid. Reference markings on the phantom allow installation of the complete setup, including all predefined phantom positions and measurement grids, by teaching three points. The phantom is compatible with all SPEAG dosimetric probes and dipoles.	
Shell Thickness	2 ± 0.2 mm	
Filling Volume	Approx. 30 liters	
Dimensions	Major axis: 600 mm Minor axis: 400 mm	

DEVICE HOLDER

Construction	The device holder (Supporter) for Notebook is made by POM (polyoxymethylene resin) , which is non-metal and non-conductive. The height can be adjusted to fit varies kind of notebooks.	
		Device Holder

Unless otherwise stated the results shown in this test report refer only to the sample(s) tested and such sample(s) are retained for 90 days only.
除非另有說明，此報告結果僅對測試之樣品負責，同時此樣品僅保留90天。本報告未經本公司書面許可，不可部份複製。

This document is issued by the Company subject to its General Conditions of Service printed overleaf, available on request or accessible at <http://www.sgs.com.tw/Terms-and-Conditions> and for electronic format documents, subject to Terms and Conditions for Electronic Documents at <http://www.sgs.com.tw/Terms-and-Conditions>. Attention is drawn to the limitation of liability, indemnification and jurisdiction issues defined therein. Any holder of this document is advised that information contained hereon reflects the Company's findings at the time of its intervention only and within the limits of Client's instructions, if any. The Company's sole responsibility is to its Client and this document does not exonerate parties to a transaction from exercising all their rights and obligations under the transaction documents. This document cannot be reproduced except in full, without prior written approval of the Company. Any unauthorized alteration, forgery or falsification of the content or appearance of this document is unlawful and offenders may be prosecuted to the fullest extent of the law.

1.12 Test Standards and Limits

According to FCC 47CFR §2.1093(d) The limits to be used for evaluation are based generally on criteria published by the American National Standards Institute (ANSI) for localized specific absorption rate ("SAR") in Section 4.2 of "IEEE Standard for Safety Levels with Respect to Human Exposure to Radio Frequency Electromagnetic Fields, 3 kHz to 300 GHz," ANSI/IEEE C95.1, By the Institute of Electrical and Electronics Engineers, Inc., New York, New York 10017.

These criteria for SAR evaluation are similar to those recommended by the National Council on Radiation Protection and Measurements (NCRP) in "Biological Effects and Exposure Criteria for Radio frequency Electromagnetic Fields," NCRP Report No. 86, Section 17.4.5. Copyright NCRP, 1986, Bethesda, Maryland 20814. SAR is a measure of the rate of energy absorption due to exposure to an RF transmitting source. SAR values have been related to threshold levels for potential biological hazards. The criteria to be used are specified in paragraphs (d)(1) and (d)(2) of this section and shall apply for portable devices transmitting in the frequency range from 100 kHz to 6 GHz. Portable devices that transmit at frequencies above 6 GHz are to be evaluated in terms of the MPE limits specified in § 1.1310 of this chapter.

Measurements and calculations to demonstrate compliance with MPE field strength or power density limits for devices operating above 6 GHz should be made at a minimum distance of 5 cm from the radiating source.

1. Limits for Occupational/Controlled exposure: 0.4 W/kg as averaged over the whole-body and spatial peak SAR not exceeding 8 W/kg as averaged over any 1 gram of tissue (defined as a tissue volume in the shape of a cube). Exceptions are the hands, wrists, feet and ankles where the spatial peak SAR shall not exceed 20 W/kg, as averaged over a 10 grams of tissue (defined as a tissue volume in the shape of a cube).

Occupational/Controlled limits apply when persons are exposed as a consequence of their employment provided these persons are fully aware of and exercise control over their exposure. Awareness of exposure can be accomplished by use of warning labels or by specific training or education through appropriate means, such as an RF safety program in a work environment.

2. Limits for General Population/Uncontrolled exposure: 0.08 W/kg as averaged over the whole-body and spatial peak SAR not exceeding 1.6 W/kg as averaged over any 1 gram of tissue (defined as a tissue volume in the shape of a cube).

Unless otherwise stated the results shown in this test report refer only to the sample(s) tested and such sample(s) are retained for 90 days only.
除非另有說明，此報告結果僅對測試之樣品負責，同時此樣品僅保留90天。本報告未經本公司書面許可，不可部份複製。

This document is issued by the Company subject to its General Conditions of Service printed overleaf, available on request or accessible at <http://www.sgs.com.tw/Terms-and-Conditions> and for electronic format documents, subject to Terms and Conditions for Electronic Documents at <http://www.sgs.com.tw/Terms-and-Conditions>. Attention is drawn to the limitation of liability, indemnification and jurisdiction issues defined therein. Any holder of this document is advised that information contained hereon reflects the Company's findings at the time of its intervention only and within the limits of Client's instructions, if any. The Company's sole responsibility is to its Client and this document does not exonerate parties to a transaction from exercising all their rights and obligations under the transaction documents. This document cannot be reproduced except in full, without prior written approval of the Company. Any unauthorized alteration, forgery or falsification of the content or appearance of this document is unlawful and offenders may be prosecuted to the fullest extent of the law.

Exceptions are the hands, wrists, feet and ankles where the spatial peak SAR shall not exceed 4 W/kg, as averaged over any 10 grams of tissue (defined as a tissue volume in the shape of a cube).

General Population/Uncontrolled limits apply when the general public may be exposed, or when persons that are exposed as a consequence of their employment may not be fully aware of the potential for exposure or do not exercise control over their exposure.

Warning labels placed on consumer devices such as cellular telephones will not be sufficient reason to allow these devices to be evaluated subject to limits for occupational/controlled exposure in paragraph (d)(1) of this section.(Table .6)

Human Exposure	Uncontrolled Environment General Population	Controlled Environment Occupational
Spatial Peak SAR (Brain)	1.60 W/kg	8.00 W/kg
Spatial Average SAR (Whole Body)	0.08 W/kg	0.40 W/kg
Spatial Peak SAR (Hands/Feet/Ankle/Wrist)	4.00 W/kg	20.00 W/kg

RF Exposure limit for above 6GHz

According to ANSI/IEEE C95.1-1992, the criteria listed in the following Table shall be used to evaluate the environmental impact of human exposure to radio frequency (RF) radiation as specified in §1.1310.

Peak Spatially Averaged Power Density was evaluated over a circular area of 4cm² per interim FCC Guidance for near-field power density evaluations per October 2018 TCB Workshop notes

Frequency range (MHz)	Electric field strength (V/m)	Magnetic field strength (A/m)	Power density (mW/cm ²)	Averaging time (minutes)
(A) Limits for Occupational/Controlled Exposures				
0.3-3.0	614	1.63	*(100)	6
3.0-30	1842/f	4.89/f	*(900/f ²)	6
30-300	61.4	0.163	1.0	6
300-1500			f/300	6
1500-100,000			5	6
(B) Limits for General Population/Uncontrolled Exposure				
0.3-1.34	614	1.63	*(100)	30
1.34-30	824/f	2.19/f	*(180/f ²)	30
30-300	27.5	0.073	0.2	30
300-1500			f/1500	30
1500-100,000			1.0	30

Table. RF exposure limits

Unless otherwise stated the results shown in this test report refer only to the sample(s) tested and such sample(s) are retained for 90 days only.
除非另有說明，此報告結果僅對測試之樣品負責，同時此樣品僅保留90天。本報告未經本公司書面許可，不可部份複製。

This document is issued by the Company subject to its General Conditions of Service printed overleaf, available on request or accessible at <http://www.sgs.com.tw/Terms-and-Conditions> and for electronic format documents, subject to Terms and Conditions for Electronic Documents at <http://www.sgs.com.tw/Terms-and-Conditions>. Attention is drawn to the limitation of liability, indemnification and jurisdiction issues defined therein. Any holder of this document is advised that information contained hereon reflects the Company's findings at the time of its intervention only and within the limits of Client's instructions, if any. The Company's sole responsibility is to its Client and this document does not exonerate parties to a transaction from exercising all their rights and obligations under the transaction documents. This document cannot be reproduced except in full, without prior written approval of the Company. Any unauthorized alteration, forgery or falsification of the content or appearance of this document is unlawful and offenders may be prosecuted to the fullest extent of the law.

SGS Taiwan Ltd.

No.134,Wu Kung Road, New Taipei Industrial Park, Wuku District, New Taipei City, Taiwan/新北市五股區新北產業園區五工路 134 號

台灣檢驗科技股份有限公司

t (886-2) 2299-3279

f (886-2) 2298-0488

www.sgs.com.tw

Member of SGS Group

Notes:

1. Uncontrolled environments are defined as locations where there is potential exposure of individuals who have no knowledge or control of their potential exposure.
2. Controlled environments are defined as locations where there is potential exposure of individuals who have knowledge of their potential exposure and can exercise control over their exposure.

Unless otherwise stated the results shown in this test report refer only to the sample(s) tested and such sample(s) are retained for 90 days only.

除非另有說明，此報告結果僅對測試之樣品負責，同時此樣品僅保留90天。本報告未經本公司書面許可，不可部份複製。

This document is issued by the Company subject to its General Conditions of Service printed overleaf, available on request or accessible at <http://www.sgs.com.tw/Terms-and-Conditions> and for electronic format documents, subject to Terms and Conditions for Electronic Documents at <http://www.sgs.com.tw/Terms-and-Conditions>. Attention is drawn to the limitation of liability, indemnification and jurisdiction issues defined therein. Any holder of this document is advised that information contained hereon reflects the Company's findings at the time of its intervention only and within the limits of Client's instructions, if any. The Company's sole responsibility is to its Client and this document does not exonerate parties to a transaction from exercising all their rights and obligations under the transaction documents. This document cannot be reproduced except in full, without prior written approval of the Company. Any unauthorized alteration, forgery or falsification of the content or appearance of this document is unlawful and offenders may be prosecuted to the fullest extent of the law.

SGS Taiwan Ltd.

No.134,Wu Kung Road, New Taipei Industrial Park, Wuku District, New Taipei City, Taiwan/新北市五股區新北產業園區五工路 134 號

台灣檢驗科技股份有限公司

t (886-2) 2299-3279

f (886-2) 2298-0488

www.sgs.com.tw

Member of SGS Group

2. Summary of Results

2.1 Decision rules

Reported measurement data comply with IEEE 1528-2013 and IEC/IEEE 62209-1528:2020:

Determining compliance shall be based on the results of the compliance measurement, not taking into account measurement instrumentation uncertainty.

2.2 Summary of SAR Results

Notebook mode

Main

Mode	Position	Distance (mm)	CH	Freq. (MHz)	Max. Rated Avg. Power + Max. Tolerance (dBm)	Measured Avg. Power (dBm)	Duty cycle scaling	Power scaling	Averaged SAR over 1g (W/kg)		Plot page
									Measured	Reported	
WLAN 802.11b	Bottom Surface	0	1	2412	18.00	17.92	1.02	101.86%	0.591	0.612	-
WLAN 802.11b	Bottom Surface	0	6	2437	18.00	17.98	1.02	100.46%	0.666	0.680	-
WLAN 802.11b	Bottom Surface	0	11	2462	18.00	17.99	1.02	100.23%	0.706	0.720	79

Mode	Position	Distance (mm)	CH	Freq. (MHz)	Max. Rated Avg. Power + Max. Tolerance (dBm)	Measured Avg. Power (dBm)	Duty cycle scaling	Power scaling	Averaged SAR over 1g (W/kg)		Plot page
									Measured	Reported	
WLAN 802.11ac(80M) 5.2G	Bottom Surface	0	42	5210	16.50	16.49	1.03	100.23%	0.470	0.484	80

Mode	Position	Distance (mm)	CH	Freq. (MHz)	Max. Rated Avg. Power + Max. Tolerance (dBm)	Measured Avg. Power (dBm)	Duty cycle scaling	Power scaling	Averaged SAR over 1g (W/kg)		Plot page
									Measured	Reported	
WLAN 802.11ac(80M) 5.3G	Bottom Surface	0	58	5290	16.50	16.48	1.03	100.46%	0.421	0.435	81

Mode	Position	Distance (mm)	CH	Freq. (MHz)	Max. Rated Avg. Power + Max. Tolerance (dBm)	Measured Avg. Power (dBm)	Duty cycle scaling	Power scaling	Averaged SAR over 1g (W/kg)		Plot page
									Measured	Reported	
WLAN 802.11ac(80M) 5.6G	Bottom Surface	0	138	5690	16.50	16.48	1.03	100.46%	0.436	0.450	82

Mode	Position	Distance (mm)	CH	Freq. (MHz)	Max. Rated Avg. Power + Max. Tolerance (dBm)	Measured Avg. Power (dBm)	Duty cycle scaling	Power scaling	Averaged SAR over 1g (W/kg)		Plot page
									Measured	Reported	
WLAN 802.11ac(80M) 5.8G	Bottom Surface	0	155	5775	16.50	16.47	1.03	100.69%	0.435	0.450	83

Aux

Mode	Position	Distance (mm)	CH	Freq. (MHz)	Max. Rated Avg. Power + Max. Tolerance (dBm)	Measured Avg. Power (dBm)	Duty cycle scaling	Power scaling	Averaged SAR over 1g (W/kg)		Plot page
									Measured	Reported	
WLAN 802.11b	Bottom Surface	0	1	2412	18.00	17.97	1.02	100.89%	0.511	0.523	-
WLAN 802.11b	Bottom Surface	0	6	2437	18.00	17.85	1.02	101.16%	0.610	0.628	-
WLAN 802.11b	Bottom Surface	0	11	2462	18.00	17.96	1.02	100.93%	0.662	0.679	84

Mode	Position	Distance (mm)	CH	Freq. (MHz)	Max. Rated Avg. Power + Max. Tolerance (dBm)	Measured Avg. Power (dBm)	Duty cycle scaling	Power scaling	Averaged SAR over 1g (W/kg)		Plot page
									Measured	Reported	
Bluetooth(GFSK)	Bottom Surface	0	78	2480	10.50	9.99	1.32	112.46%	0.105	0.156	85

Mode	Position	Distance (mm)	CH	Freq. (MHz)	Max. Rated Avg. Power + Max. Tolerance (dBm)	Measured Avg. Power (dBm)	Duty cycle scaling	Power scaling	Averaged SAR over 1g (W/kg)		Plot page
									Measured	Reported	
WLAN 802.11ac(80M) 5.2G	Bottom Surface	0	42	5210	16.50	16.48	1.03	100.46%	0.288	0.297	86

Mode	Position	Distance (mm)	CH	Freq. (MHz)	Max. Rated Avg. Power + Max. Tolerance (dBm)	Measured Avg. Power (dBm)	Duty cycle scaling	Power scaling	Averaged SAR over 1g (W/kg)		Plot page
									Measured	Reported	
WLAN 802.11ac(80M) 5.3G	Bottom Surface	0	58	5290	16.50	16.49	1.03	100.23%	0.359	0.370	87

Mode	Position	Distance (mm)	CH	Freq. (MHz)	Max. Rated Avg. Power + Max. Tolerance (dBm)	Measured Avg. Power (dBm)	Duty cycle scaling	Power scaling	Averaged SAR over 1g (W/kg)		Plot page
									Measured	Reported	
WLAN 802.11ac(80M) 5.6G	Bottom Surface	0	138	5690	16.50	16.49	1.03	100.23%	0.527	0.543	88

Mode	Position	Distance (mm)	CH	Freq. (MHz)	Max. Rated Avg. Power + Max. Tolerance (dBm)	Measured Avg. Power (dBm)	Duty cycle scaling	Power scaling	Averaged SAR over 1g (W/kg)		Plot page
									Measured	Reported	
WLAN 802.11ac(80M) 5.8G	Bottom Surface	0	155	5775	16.50	16.47	1.03	100.69%	0.539	0.558	89

Unless otherwise stated the results shown in this test report refer only to the sample(s) tested and such sample(s) are retained for 90 days only.

除非另有說明，此報告結果僅對測試之樣品負責，同時此樣品僅保留90天。本報告未經本公司書面許可，不可部份複製。

This document is issued by the Company subject to its General Conditions of Service printed overleaf, available on request or accessible at <http://www.sgs.com.tw/Terms-and-Conditions> and for electronic format documents, subject to Terms and Conditions for Electronic Documents at <http://www.sgs.com.tw/Terms-and-Conditions>. Attention is drawn to the limitation of liability, indemnification and jurisdiction issues defined therein. Any holder of this document is advised that information contained hereon reflects the Company's findings at the time of its intervention only and within the limits of Client's instructions, if any. The Company's sole responsibility is to its Client and this document does not exonerate parties to a transaction from exercising all their rights and obligations under the transaction documents. This document cannot be reproduced except in full, without prior written approval of the Company. Any unauthorized alteration, forgery or falsification of the content or appearance of this document is unlawful and offenders may be prosecuted to the fullest extent of the law.

Tablet mode

Main

Mode	Position	Distance (mm)	CH	Freq. (MHz)	Max. Rated Avg. Power + Max. Tolerance (dBm)	Measured Avg. Power (dBm)	Duty cycle scaling	Power scaling	Averaged SAR over 1g (W/kg)		Plot page
									Measured	Reported	
WLAN 802.11b	Back Surface	0	1	2412	14.50	14.49	1.02	100.23%	1.060	1.070	-
WLAN 802.11b	Back Surface	0	6	2437	14.50	14.44	1.02	101.38%	1.030	1.062	-
WLAN 802.11b	Back Surface	0	11	2462	14.50	14.48	1.02	100.46%	1.150	1.175	90
WLAN 802.11b	Back Surface*	0	11	2462	14.50	14.48	1.017	100.46%	1.110	1.134	-
WLAN 802.11b	Top Edge	0	1	2412	14.50	14.49	1.017	100.23%	0.063	0.064	-
WLAN 802.11b	Bottom Edge	0	1	2412	14.50	14.49	1.017	100.23%	0.009	0.009	-
WLAN 802.11b	Left Edge	0	1	2412	14.50	14.49	1.017	100.23%	0.003	0.003	-
WLAN 802.11b	Right Edge	0	1	2412	14.50	14.49	1.017	100.23%	0.107	0.109	-

Mode	Position	Distance (mm)	CH	Freq. (MHz)	Max. Rated Avg. Power + Max. Tolerance (dBm)	Measured Avg. Power (dBm)	Duty cycle scaling	Power scaling	Averaged SAR over 1g (W/kg)		Plot page
									Measured	Reported	
WLAN 802.11ac(160M) 5.2G	Back Surface	0	50	5250	10.50	10.49	1.028	100.23%	0.804	0.828	91
WLAN 802.11ac(160M) 5.2G	Back Surface*	0	50	5250	10.50	10.49	1.028	100.23%	0.785	0.809	-
WLAN 802.11ac(160M) 5.2G	Top Edge	0	50	5250	10.50	10.49	1.028	100.23%	0.005	0.006	-
WLAN 802.11ac(160M) 5.2G	Bottom Edge	0	50	5250	10.50	10.49	1.028	100.23%	0.001	0.001	-
WLAN 802.11ac(160M) 5.2G	Left Edge	0	50	5250	10.50	10.49	1.028	100.23%	0.001	0.001	-
WLAN 802.11ac(160M) 5.2G	Right Edge	0	50	5250	10.50	10.49	1.028	100.23%	0.092	0.094	-

Mode	Position	Distance (mm)	CH	Freq. (MHz)	Max. Rated Avg. Power + Max. Tolerance (dBm)	Measured Avg. Power (dBm)	Duty cycle scaling	Power scaling	Averaged SAR over 1g (W/kg)		Plot page
									Measured	Reported	
WLAN 802.11ac(80M) 5.3G	Back Surface	0	58	5290	10.00	9.99	1.028	100.23%	0.687	0.708	92
WLAN 802.11ac(80M) 5.3G	Back Surface*	0	58	5290	10.00	9.99	1.028	100.23%	0.665	0.685	-
WLAN 802.11ac(80M) 5.3G	Top Edge	0	58	5290	10.00	9.99	1.028	100.23%	0.006	0.006	-
WLAN 802.11ac(80M) 5.3G	Bottom Edge	0	58	5290	10.00	9.99	1.028	100.23%	0.002	0.002	-
WLAN 802.11ac(80M) 5.3G	Left Edge	0	58	5290	10.00	9.99	1.028	100.23%	0.001	0.001	-
WLAN 802.11ac(80M) 5.3G	Right Edge	0	58	5290	10.00	9.99	1.028	100.23%	0.079	0.082	-

Mode	Position	Distance (mm)	CH	Freq. (MHz)	Max. Rated Avg. Power + Max. Tolerance (dBm)	Measured Avg. Power (dBm)	Duty cycle scaling	Power scaling	Averaged SAR over 1g (W/kg)		Plot page
									Measured	Reported	
WLAN 802.11ac(160M) 5.6G	Back Surface	0	114	5570	10.00	9.96	1.028	100.93%	1.090	1.131	93
WLAN 802.11ac(160M) 5.2G	Back Surface*	0	114	5570	10.00	9.96	1.028	100.93%	0.985	1.022	-
WLAN 802.11ac(160M) 5.2G	Top Edge	0	114	5570	10.00	9.96	1.028	100.93%	0.010	0.010	-
WLAN 802.11ac(160M) 5.2G	Bottom Edge	0	114	5570	10.00	9.96	1.028	100.93%	0.002	0.002	-
WLAN 802.11ac(160M) 5.2G	Left Edge	0	114	5570	10.00	9.96	1.028	100.93%	0.001	0.001	-
WLAN 802.11ac(160M) 5.2G	Right Edge	0	114	5570	10.00	9.96	1.028	100.93%	0.138	0.143	-

Mode	Position	Distance (mm)	CH	Freq. (MHz)	Max. Rated Avg. Power + Max. Tolerance (dBm)	Measured Avg. Power (dBm)	Duty cycle scaling	Power scaling	Averaged SAR over 1g (W/kg)		Plot page
									Measured	Reported	
WLAN 802.11ac(80M) 5.8G	Back Surface	0	155	5775	10.50	10.47	1.028	100.69%	1.140	1.180	94
WLAN 802.11ac(80M) 5.8G	Back Surface*	0	155	5775	10.50	10.47	1.028	100.69%	1.050	1.087	-
WLAN 802.11ac(80M) 5.8G	Top Edge	0	155	5775	10.50	10.47	1.028	100.69%	0.009	0.010	-
WLAN 802.11ac(80M) 5.8G	Bottom Edge	0	155	5775	10.50	10.47	1.028	100.69%	0.003	0.003	-
WLAN 802.11ac(80M) 5.8G	Left Edge	0	155	5775	10.50	10.47	1.028	100.69%	0.002	0.002	-
WLAN 802.11ac(80M) 5.8G	Right Edge	0	155	5775	10.50	10.47	1.028	100.69%	0.133	0.138	-

* - repeated at the highest SAR measurement according to the KDB 865664 D01

Unless otherwise stated the results shown in this test report refer only to the sample(s) tested and such sample(s) are retained for 90 days only.

除非另有說明，此報告結果僅對測試之樣品負責，同時此樣品僅保留90天。本報告未經本公司書面許可，不可部份複製。

This document is issued by the Company subject to its General Conditions of Service printed overleaf, available on request or accessible at <http://www.sgs.com.tw/Terms-and-Conditions> and for electronic format documents, subject to Terms and Conditions for Electronic Documents at <http://www.sgs.com.tw/Terms-and-Conditions>. Attention is drawn to the limitation of liability, indemnification and jurisdiction issues defined therein. Any holder of this document is advised that information contained hereon reflects the Company's findings at the time of its intervention only and within the limits of Client's instructions, if any. The Company's sole responsibility is to its Client and this document does not exonerate parties to a transaction from exercising all their rights and obligations under the transaction documents. This document cannot be reproduced except in full, without prior written approval of the Company. Any unauthorized alteration, forgery or falsification of the content or appearance of this document is unlawful and offenders may be prosecuted to the fullest extent of the law.

SGS Taiwan Ltd.

No.134,Wu Kung Road, New Taipei Industrial Park, Wuku District, New Taipei City, Taiwan/新北市五股區新北產業園區五工路 134 號

台灣檢驗科技股份有限公司

t (886-2) 2299-3279

f (886-2) 2298-0488

www.sgs.com.tw

Member of SGS Group

Aux

Mode	Position	Distance (mm)	CH	Freq. (MHz)	Max. Rated Avg. Power + Max. Tolerance (dBm)	Measured Avg. Power (dBm)	Duty cycle scaling	Power scaling	Averaged SAR over 1g (W/kg)		Plot page
									Measured	Reported	
WLAN 802.11b	Back Surface	0	1	2412	13.50	13.47	1.017	100.69%	0.849	0.869	-
WLAN 802.11b	Back Surface*	0	1	2412	13.50	13.47	1.017	100.69%	0.975	0.998	-
WLAN 802.11b	Back Surface	0	6	2437	13.50	13.42	1.017	101.86%	0.841	0.871	-
WLAN 802.11b	Back Surface	0	11	2462	13.50	13.44	1.017	101.39%	1.030	1.062	95
WLAN 802.11b	Top Edge	0	1	2412	13.50	13.47	1.017	100.69%	0.156	0.160	-
WLAN 802.11b	Bottom Edge	0	1	2412	13.50	13.47	1.017	100.69%	0.008	0.008	-
WLAN 802.11b	Left Edge	0	1	2412	13.50	13.47	1.017	100.69%	0.017	0.017	-
WLAN 802.11b	Right Edge	0	1	2412	13.50	13.47	1.017	100.69%	0.019	0.020	-

Mode	Position	Distance (mm)	CH	Freq. (MHz)	Max. Rated Avg. Power + Max. Tolerance (dBm)	Measured Avg. Power (dBm)	Duty cycle scaling	Power scaling	Averaged SAR over 1g (W/kg)		Plot page
									Measured	Reported	
Bluetooth(GFSK)	Back Surface	0	78	2480	10.50	9.99	1.323	112.46%	0.272	0.405	96
Bluetooth(GFSK)	Top Edge	0	78	2480	10.50	9.99	1.323	112.46%	0.061	0.091	-
Bluetooth(GFSK)	Bottom Edge	0	78	2480	10.50	9.99	1.323	112.46%	0.002	0.003	-
Bluetooth(GFSK)	Left Edge	0	78	2480	10.50	9.99	1.323	112.46%	0.003	0.004	-
Bluetooth(GFSK)	Right Edge	0	78	2480	10.50	9.99	1.323	112.46%	0.011	0.016	-

Mode	Position	Distance (mm)	CH	Freq. (MHz)	Max. Rated Avg. Power + Max. Tolerance (dBm)	Measured Avg. Power (dBm)	Duty cycle scaling	Power scaling	Averaged SAR over 1g (W/kg)		Plot page
									Measured	Reported	
WLAN 802.11ac(160M) 5.2G	Back Surface	0	50	5250	12.00	11.99	1.028	100.23%	1.060	1.092	97
WLAN 802.11ac(160M) 5.2G	Back Surface*	0	50	5250	12.00	11.99	1.028	100.23%	0.985	1.015	-
WLAN 802.11ac(160M) 5.2G	Top Edge	0	50	5250	12.00	11.99	1.028	100.23%	0.433	0.446	-
WLAN 802.11ac(160M) 5.2G	Bottom Edge	0	50	5250	12.00	11.99	1.028	100.23%	0.004	0.004	-
WLAN 802.11ac(160M) 5.2G	Left Edge	0	50	5250	12.00	11.99	1.028	100.23%	0.009	0.009	-
WLAN 802.11ac(160M) 5.2G	Right Edge	0	50	5250	12.00	11.99	1.028	100.23%	0.027	0.028	-

Mode	Position	Distance (mm)	CH	Freq. (MHz)	Max. Rated Avg. Power + Max. Tolerance (dBm)	Measured Avg. Power (dBm)	Duty cycle scaling	Power scaling	Averaged SAR over 1g (W/kg)		Plot page
									Measured	Reported	
WLAN 802.11ac(80M) 5.3G	Back Surface	0	58	5290	11.50	11.48	1.028	100.46%	0.968	1.000	98
WLAN 802.11ac(80M) 5.3G	Back Surface*	0	58	5290	11.50	11.48	1.028	100.46%	0.935	0.966	-
WLAN 802.11ac(80M) 5.3G	Top Edge	0	58	5290	11.50	11.48	1.028	100.46%	0.407	0.420	-
WLAN 802.11ac(80M) 5.3G	Bottom Edge	0	58	5290	11.50	11.48	1.028	100.46%	0.003	0.003	-
WLAN 802.11ac(80M) 5.3G	Left Edge	0	58	5290	11.50	11.48	1.028	100.46%	0.005	0.005	-
WLAN 802.11ac(80M) 5.3G	Right Edge	0	58	5290	11.50	11.48	1.028	100.46%	0.022	0.022	-

Mode	Position	Distance (mm)	CH	Freq. (MHz)	Max. Rated Avg. Power + Max. Tolerance (dBm)	Measured Avg. Power (dBm)	Duty cycle scaling	Power scaling	Averaged SAR over 1g (W/kg)		Plot page
									Measured	Reported	
WLAN 802.11ac(160M) 5.6G	Back Surface	0	114	5570	12.00	11.92	1.028	101.86%	1.090	1.141	99
WLAN 802.11ac(160M) 5.6G	Back Surface*	0	114	5570	12.00	11.92	1.028	101.86%	1.010	1.058	-
WLAN 802.11ac(160M) 5.6G	Top Edge	0	114	5570	12.00	11.92	1.028	101.86%	0.528	0.553	-
WLAN 802.11ac(160M) 5.6G	Bottom Edge	0	114	5570	12.00	11.92	1.028	101.86%	0.004	0.004	-
WLAN 802.11ac(160M) 5.6G	Left Edge	0	114	5570	12.00	11.92	1.028	101.86%	0.028	0.030	-
WLAN 802.11ac(160M) 5.6G	Right Edge	0	114	5570	12.00	11.92	1.028	101.86%	0.054	0.057	-

Mode	Position	Distance (mm)	CH	Freq. (MHz)	Max. Rated Avg. Power + Max. Tolerance (dBm)	Measured Avg. Power (dBm)	Duty cycle scaling	Power scaling	Averaged SAR over 1g (W/kg)		Plot page
									Measured	Reported	
WLAN 802.11ac(80M) 5.8G	Back Surface	0	155	5775	12.50	12.48	1.028	100.46%	1.150	1.188	100
WLAN 802.11ac(80M) 5.8G	Back Surface*	0	155	5775	12.50	12.48	1.028	100.46%	1.050	1.084	-
WLAN 802.11ac(80M) 5.8G	Top Edge	0	155	5775	12.50	12.48	1.028	100.46%	0.758	0.783	-
WLAN 802.11ac(80M) 5.8G	Bottom Edge	0	155	5775	12.50	12.48	1.028	100.46%	0.003	0.003	-
WLAN 802.11ac(80M) 5.8G	Left Edge	0	155	5775	12.50	12.48	1.028	100.46%	0.006	0.006	-
WLAN 802.11ac(80M) 5.8G	Right Edge	0	155	5775	12.50	12.48	1.028	100.46%	0.044	0.045	-

* - repeated at the highest SAR measurement according to the KDB 865664 D01

Unless otherwise stated the results shown in this test report refer only to the sample(s) tested and such sample(s) are retained for 90 days only.

除非另有說明，此報告結果僅對測試之樣品負責，同時此樣品僅保留90天。本報告未經本公司書面許可，不可部份複製。

This document is issued by the Company subject to its General Conditions of Service printed overleaf, available on request or accessible at <http://www.sgs.com.tw/Terms-and-Conditions> and for electronic format documents, subject to Terms and Conditions for Electronic Documents at <http://www.sgs.com.tw/Terms-and-Conditions>. Attention is drawn to the limitation of liability, indemnification and jurisdiction issues defined therein. Any holder of this document is advised that information contained hereon reflects the Company's findings at the time of its intervention only and within the limits of Client's instructions, if any. The Company's sole responsibility is to its Client and this document does not exonerate parties to a transaction from exercising all their rights and obligations under the transaction documents. This document cannot be reproduced except in full, without prior written approval of the Company. Any unauthorized alteration, forgery or falsification of the content or appearance of this document is unlawful and offenders may be prosecuted to the fullest extent of the law.

SGS Taiwan Ltd.

No.134,Wu Kung Road, New Taipei Industrial Park, Wuku District, New Taipei City, Taiwan/新北市五股區新北產業園區五工路 134 號

台灣檢驗科技股份有限公司

t (886-2) 2299-3279

f (886-2) 2298-0488

www.sgs.com.tw

Member of SGS Group

WIFI 6E

Notebook mode

Main

Mode	Position	Distance (mm)	CH	Freq. (MHz)	Max. Rated Avg. Power + Max. Tolerance (dBm)	Measured Avg. Power (dBm)	Duty cycle scaling	Power scaling	Averaged SAR over 1g (W/kg)		Estimated APD W/m ² (4cm ²)	Plot page
									Measured	Reported		
U-NI-5 6.2GHz802.11ax(160M)	Bottom Surface	0	15	6025	13.50	13.45	1.00	101.16%	0.200	0.202	1.55	-
U-NI-5 6.2GHz802.11ax(160M)	Bottom Surface	0	47	6185	13.50	13.49	1.00	100.23%	0.210	0.210	1.6	101

Mode	Position	Distance (mm)	CH	Freq. (MHz)	Max. Rated Avg. Power + Max. Tolerance (dBm)	Measured Avg. Power (dBm)	Duty cycle scaling	Power scaling	Averaged SAR over 1g (W/kg)		Estimated APD W/m ² (4cm ²)	Plot page
									Measured	Reported		
U-NI-6 6.5GHz802.11ax(160M)	Bottom Surface	0	111	6505	13.50	13.48	1.00	100.46%	0.231	0.232	1.71	102

Mode	Position	Distance (mm)	CH	Freq. (MHz)	Max. Rated Avg. Power + Max. Tolerance (dBm)	Measured Avg. Power (dBm)	Duty cycle scaling	Power scaling	Averaged SAR over 1g (W/kg)		Estimated APD W/m ² (4cm ²)	Plot page
									Measured	Reported		
U-NI-7 6.7GHz802.11ax(160M)	Bottom Surface	0	175	6825	13.50	13.49	1.00	100.23%	0.216	0.216	1.59	103

Mode	Position	Distance (mm)	CH	Freq. (MHz)	Max. Rated Avg. Power + Max. Tolerance (dBm)	Measured Avg. Power (dBm)	Duty cycle scaling	Power scaling	Averaged SAR over 1g (W/kg)		Estimated APD W/m ² (4cm ²)	Plot page
									Measured	Reported		
U-NI-8 7.0GHz 802.11ax (160M)	Bottom Surface	0	207	6985	13.50	13.49	1.00	100.23%	0.221	0.222	1.58	104

Aux

Mode	Position	Distance (mm)	CH	Freq. (MHz)	Max. Rated Avg. Power + Max. Tolerance (dBm)	Measured Avg. Power (dBm)	Duty cycle scaling	Power scaling	Averaged SAR over 1g (W/kg)		Estimated APD W/m ² (4cm ²)	Plot page
									Measured	Reported		
U-NI-5 6.2GHz802.11ax(160M)	Bottom Surface	0	15	6025	13.50	13.47	1.00	100.69%	0.199	0.200	1.41	-
U-NI-5 6.2GHz802.11ax(160M)	Bottom Surface	0	79	6345	13.50	13.45	1.00	101.16%	0.218	0.221	1.54	105

Mode	Position	Distance (mm)	CH	Freq. (MHz)	Max. Rated Avg. Power + Max. Tolerance (dBm)	Measured Avg. Power (dBm)	Duty cycle scaling	Power scaling	Averaged SAR over 1g (W/kg)		Estimated APD W/m ² (4cm ²)	Plot page
									Measured	Reported		
U-NI-6 6.5GHz802.11ax(160M)	Bottom Surface	0	111	6505	13.50	13.46	1.00	100.93%	0.223	0.225	1.6	106

Mode	Position	Distance (mm)	CH	Freq. (MHz)	Max. Rated Avg. Power + Max. Tolerance (dBm)	Measured Avg. Power (dBm)	Duty cycle scaling	Power scaling	Averaged SAR over 1g (W/kg)		Estimated APD W/m ² (4cm ²)	Plot page
									Measured	Reported		
U-NI-7 6.7GHz802.11ax(160M)	Bottom Surface	0	143	6665	13.50	13.49	1.00	100.23%	0.225	0.226	1.65	107
U-NI-7 6.7GHz802.11ax(160M)	Bottom Surface	0	175	6825	13.50	13.43	1.00	101.62%	0.207	0.210	1.56	-

Mode	Position	Distance (mm)	CH	Freq. (MHz)	Max. Rated Avg. Power + Max. Tolerance (dBm)	Measured Avg. Power (dBm)	Duty cycle scaling	Power scaling	Averaged SAR over 1g (W/kg)		Estimated APD W/m ² (4cm ²)	Plot page
									Measured	Reported		
U-NI-8 7.0GHz 802.11ax (160M)	Bottom Surface	0	207	6985	13.50	13.44	1.00	101.39%	0.205	0.208	1.49	108

Unless otherwise stated the results shown in this test report refer only to the sample(s) tested and such sample(s) are retained for 90 days only.

除非另有說明，此報告結果僅對測試之樣品負責，同時此樣品僅保留90天。本報告未經本公司書面許可，不可部份複製。

This document is issued by the Company subject to its General Conditions of Service printed overleaf, available on request or accessible at <http://www.sgs.com.tw/Terms-and-Conditions> and for electronic format documents, subject to Terms and Conditions for Electronic Documents at <http://www.sgs.com.tw/Terms-and-Conditions>. Attention is drawn to the limitation of liability, indemnification and jurisdiction issues defined therein. Any holder of this document is advised that information contained hereon reflects the Company's findings at the time of its intervention only and within the limits of Client's instructions, if any. The Company's sole responsibility is to its Client and this document does not exonerate parties to a transaction from exercising all their rights and obligations under the transaction documents. This document cannot be reproduced except in full, without prior written approval of the Company. Any unauthorized alteration, forgery or falsification of the content or appearance of this document is unlawful and offenders may be prosecuted to the fullest extent of the law.

SGS Taiwan Ltd.

No.134,Wu Kung Road, New Taipei Industrial Park, Wuku District, New Taipei City, Taiwan/新北市五股區新北產業園區五工路 134 號

台灣檢驗科技股份有限公司

t (886-2) 2299-3279

f (886-2) 2298-0488

www.sgs.com.tw

Member of SGS Group

Tablet mode

Main

Mode	Position	Distance (mm)	CH	Freq. (MHz)	Max. Rated Avg. Power + Max. Tolerance (dBm)	Measured Avg. Power (dBm)	Duty cycle scaling	Power scaling	Averaged SAR over 1g (W/kg)		Estimated APD W/m ² (4cm ²)	Plot page
									Measured	Reported		
U-NI-5 6.2GHz802.11ax(160M)	Back Surface	0	15	6025	13.00	12.96	1.00	100.93%	1.130	1.140	8	-
U-NI-5 6.2GHz802.11ax(160M)	Back Surface	0	47	6185	13.00	12.92	1.00	101.86%	1.110	1.131	7.65	-
U-NI-5 6.2GHz802.11ax(160M)	Back Surface	0	79	6345	13.00	12.95	1.00	101.16%	1.140	1.153	8.24	109
U-NI-5 6.2GHz802.11ax(160M)	Back Surface*	0	79	6345	13.00	12.95	1.00	101.16%	1.080	1.093	7.02	-
U-NI-5 6.2GHz802.11ax(160M)	Top Edge	0	15	6025	13.00	12.96	1.00	100.93%	0.012	0.012	0.09	-
U-NI-5 6.2GHz802.11ax(160M)	Bottom Edge	0	15	6025	13.00	12.96	1.00	100.93%	0.009	0.009	0.05	-
U-NI-5 6.2GHz802.11ax(160M)	Left Edge	0	15	6025	13.00	12.96	1.00	100.93%	0.007	0.007	0.04	-
U-NI-5 6.2GHz802.11ax(160M)	Right Edge	0	15	6025	13.00	12.96	1.00	100.93%	0.351	0.354	2.49	-

Mode	Position	Distance (mm)	CH	Freq. (MHz)	Max. Rated Avg. Power + Max. Tolerance (dBm)	Measured Avg. Power (dBm)	Duty cycle scaling	Power scaling	Averaged SAR over 1g (W/kg)		Estimated APD W/m ² (4cm ²)	Plot page
									Measured	Reported		
U-NI-6 6.5GHz802.11ax(160M)	Back Surface	0	111	6505	12.50	12.48	1.00	100.46%	1.040	1.045	7.59	110
U-NI-6 6.5GHz802.11ax(160M)	Back Surface*	0	111	6505	12.50	12.48	1.00	100.46%	0.985	0.990	7.01	-
U-NI-6 6.5GHz802.11ax(160M)	Top Edge	0	111	6505	12.50	12.48	1.00	100.46%	0.022	0.022	0.181	-
U-NI-6 6.5GHz802.11ax(160M)	Bottom Edge	0	111	6505	12.50	12.48	1.00	100.46%	0.012	0.012	0.08	-
U-NI-6 6.5GHz802.11ax(160M)	Left Edge	0	111	6505	12.50	12.48	1.00	100.46%	0.015	0.015	0.09	-
U-NI-6 6.5GHz802.11ax(160M)	Right Edge	0	111	6505	12.50	12.48	1.00	100.46%	0.268	0.269	1.83	-

Mode	Position	Distance (mm)	CH	Freq. (MHz)	Max. Rated Avg. Power + Max. Tolerance (dBm)	Measured Avg. Power (dBm)	Duty cycle scaling	Power scaling	Averaged SAR over 1g (W/kg)		Estimated APD W/m ² (4cm ²)	Plot page
									Measured	Reported		
U-NI-7 6.7GHz802.11ax(160M)	Back Surface	0	143	6665	12.50	12.48	1.00	100.46%	0.793	0.797	4.66	-
U-NI-7 6.7GHz802.11ax(160M)	Back Surface*	0	175	6825	12.50	12.49	1.00	100.23%	1.080	1.082	7.37	111
U-NI-7 6.7GHz802.11ax(160M)	Top Edge	0	175	6825	12.50	12.49	1.00	100.23%	0.010	0.010	6.53	-
U-NI-7 6.7GHz802.11ax(160M)	Bottom Edge	0	175	6825	12.50	12.49	1.00	100.23%	0.038	0.038	0.229	-
U-NI-7 6.7GHz802.11ax(160M)	Left Edge	0	175	6825	12.50	12.49	1.00	100.23%	0.016	0.016	0.11	-
U-NI-7 6.7GHz802.11ax(160M)	Right Edge	0	175	6825	12.50	12.49	1.00	100.23%	0.014	0.014	0.08	-
U-NI-7 6.7GHz802.11ax(160M)	Right Edge	0	175	6825	12.50	12.49	1.00	100.23%	0.159	0.159	1.02	-

Mode	Position	Distance (mm)	CH	Freq. (MHz)	Max. Rated Avg. Power + Max. Tolerance (dBm)	Measured Avg. Power (dBm)	Duty cycle scaling	Power scaling	Averaged SAR over 1g (W/kg)		Estimated APD W/m ² (4cm ²)	Plot page
									Measured	Reported		
U-NI-8 7.0GHz 802.11ax (160M)	Back Surface	0	207	6985	12.75	12.72	1.00	100.69%	1.120	1.128	7.4	112
U-NI-8 7.0GHz 802.11ax (160M)	Back Surface*	0	207	6985	12.75	12.72	1.00	100.69%	1.050	1.057	6.6	-
U-NI-8 7.0GHz 802.11ax (160M)	Top Edge	0	207	6985	12.75	12.72	1.00	100.69%	0.035	0.035	0.209	-
U-NI-8 7.0GHz 802.11ax (160M)	Bottom Edge	0	207	6985	12.75	12.72	1.00	100.69%	0.013	0.013	0.09	-
U-NI-8 7.0GHz 802.11ax (160M)	Left Edge	0	207	6985	12.75	12.72	1.00	100.69%	0.011	0.011	0.07	-
U-NI-8 7.0GHz 802.11ax (160M)	Right Edge	0	207	6985	12.75	12.72	1.00	100.69%	0.374	0.377	2.66	-

* - repeated at the highest SAR measurement according to the KDB 865664 D01

Aux

Mode	Position	Distance (mm)	CH	Freq. (MHz)	Max. Rated Avg. Power + Max. Tolerance (dBm)	Measured Avg. Power (dBm)	Duty cycle scaling	Power scaling	Averaged SAR over 1g (W/kg)		Estimated APD W/m ² (4cm ²)	Plot page
									Measured	Reported		
U-NI-5 6.2GHz802.11ax(160M)	Back Surface	0	15	6025	13.50	13.47	1.00	100.69%	1.080	1.087	6.23	-
U-NI-5 6.2GHz802.11ax(160M)	Back Surface	0	47	6185	13.50	13.41	1.00	102.09%	1.050	1.072	6.02	-
U-NI-5 6.2GHz802.11ax(160M)	Back Surface	0	79	6345	13.50	13.45	1.00	101.16%	1.140	1.153	6.41	113
U-NI-5 6.2GHz802.11ax(160M)	Back Surface*	0	79	6345	13.50	13.45	1.00	101.16%	1.070	1.082	6.12	-
U-NI-5 6.2GHz802.11ax(160M)	Top Edge	0	15	6025	13.50	13.47	1.00	100.69%	0.552	0.556	3.72	-
U-NI-5 6.2GHz802.11ax(160M)	Bottom Edge	0	15	6025	13.50	13.47	1.00	100.69%	0.011	0.011	0.06	-
U-NI-5 6.2GHz802.11ax(160M)	Left Edge	0	15	6025	13.50	13.47	1.00	100.69%	0.262	0.267	1.46	-
U-NI-5 6.2GHz802.11ax(160M)	Right Edge	0	15	6025	13.50	13.47	1.00	100.69%	0.024	0.024	0.19	-

Mode	Position	Distance (mm)	CH	Freq. (MHz)	Max. Rated Avg. Power + Max. Tolerance (dBm)	Measured Avg. Power (dBm)	Duty cycle scaling	Power scaling	Averaged SAR over 1g (W/kg)		Estimated APD W/m ² (4cm ²)	Plot page
									Measured	Reported		
U-NI-6 6.5GHz802.11ax(160M)	Back Surface	0	111	6505	13.50	13.46	1.00	100.93%	1.110	1.120	6.57	114
U-NI-6 6.5GHz802.11ax(160M)	Back Surface*	0	111	6505	13.50	13.46	1.00	100.93%	1.060	1.070	6.12	-
U-NI-6 6.5GHz802.11ax(160M)	Top Edge	0	111	6505	13.50	13.46	1.00	100.93%	0.652	0.658	4.46	-
U-NI-6 6.5GHz802.11ax(160M)	Bottom Edge	0	111	6505	13.50	13.46	1.00	100.93%	0.014	0.014	0.09	-
U-NI-6 6.5GHz802.11ax(160M)	Left Edge	0	111	6505	13.50	13.46	1.00	100.93%	0.294	0.297	1.63	-
U-NI-6 6.5GHz802.11ax(160M)	Right Edge	0	111	6505	13.50	13.46	1.00	100.93%	0.026	0.026	0.21	-

Mode	Position	Distance (mm)	CH	Freq. (MHz)	Max. Rated Avg. Power + Max. Tolerance (dBm)	Measured Avg. Power (dBm)	Duty cycle scaling	Power scaling	Averaged SAR over 1g (W/kg)		Estimated APD W/m ² (4cm ²)	Plot page
									Measured	Reported		
U-NI-7 6.7GHz802.11ax(160M)	Back Surface	0	143	6665	13.50	13.49	1.00	100.23%	1.120	1.123	6.33	115
U-NI-7 6.7GHz802.11ax(160M)	Back Surface*	0	143	6665	13.50	13.49	1.00	100.23%	1.080	1.082	5.76	-
U-NI-7 6.7GHz802.11ax(160M)	Back Surface	0	175	6825	13.50	13.43	1.00	101.62%	0.947	0.962	5.33	-
U-NI-7 6.7GHz802.11ax(160M)	Top Edge	0	143	6665	13.50	13.49	1.00	100.23%	0.648	0.649	4.48	-
U-NI-7 6.7GHz802.11ax(160M)	Bottom Edge	0	143	6665	13.50	13.49	1.00	100.23%	0.009	0.009	0.04	-
U-NI-7 6.7GHz802.11ax(160M)	Left Edge	0	143	6665	13.50	13.49	1.00	100.23%	0.318	0.319	1.85	-
U-NI-7 6.7GHz802.11ax(160M)	Right Edge	0	143	6665	13.50	13.49	1.00	100.23%	0.023	0.023	0.16	-

Mode	Position	Distance (mm)	CH	Freq. (MHz)	Max. Rated Avg. Power + Max. Tolerance (dBm)	Measured Avg. Power (dBm)	Duty cycle scaling	Power scaling	Averaged SAR over 1g (W/kg)		Estimated APD W/m ² (4cm ²)	Plot page
									Measured	Reported		
U-NI-8 7.0GHz 802.11ax (160M)	Back Surface	0	207	6985	13.50	13.44	1.00	101.39%	0.893	0.905	4.74	116
U-NI-8 7.0GHz 802.11ax (160M)	Back Surface*	0	207	6985	13.50	13.44	1.00	101.39%	0.854	0.866	4.21	-
U-NI-8 7.0GHz 802.11ax (160M)	Top Edge	0	207	6985	13.50	13.44	1.00	101.39%	0.435	0.441	3.06	-
U-NI-8 7.0GHz 802.11ax (160M)	Bottom Edge	0	207	6985	13.50	13.44	1.00	101.39%	0.011	0.011	0.04	-
U-NI-8 7.0GHz 802.11ax (160M)	Left Edge	0	207	6985	13.50	13.44	1.00	101.39%	0.258	0.262	1.39	-
U-NI-8 7.0GHz 802.11ax (160M)	Right Edge	0	207	6985	13.50	13.44	1.00	101.39%	0.021	0.021	0.16	-

* - repeated at the highest SAR measurement according to the KDB 865664 D01

Unless otherwise stated the results shown in this test report refer only to the sample(s) tested and such sample(s) are retained for 90 days only.

除非另有說明，此報告結果僅對測試之樣品負責，同時此樣品僅保留90天。本報告未經本公司書面許可，不可部份複製。

This document is issued by the Company subject to its General Conditions of Service printed overleaf, available on request or accessible at <http://www.sgs.com.tw/Terms-and-Conditions> and for electronic format documents, subject to Terms and Conditions for Electronic Documents at <http://www.sgs.com.tw/Terms-and-Conditions>. Attention is drawn to the limitation of liability, indemnification and jurisdiction issues defined therein. Any holder of this document is advised that information contained hereon reflects the Company's findings at the time of its intervention only and within the limits of Client's instructions, if any. The Company's sole responsibility is to its Client and this document does not exonerate parties to a transaction from exercising all their rights and obligations under the transaction documents. This document cannot be reproduced except in full, without prior written approval of the Company. Any unauthorized alteration, forgery or falsification of the content or appearance of this document is unlawful and offenders may be prosecuted to the fullest extent of the law.

2.3 Summary of PD Results

Main

Mode	Position	Distance (mm)	CH	Freq. (MHz)	Max. Rated Avg. Power + Max. Tolerance (dBm)	Measured Avg. Power (dBm)	Tune-up Scaling	Duty cycle scaling	Measurement uncertainty	PD result(4cm ²)				Plot page
										Measured Total psPD (W/m ²)	Reported Total psPD (W/m ²)	Measured Normal psPD (W/m ²)	Reported Normal psPD (W/m ²)	
WLAN 6E 802.11ax(160M) U-NII-5	Back Surface	2	15	6025	13.00	12.96	100.93%	1.017	1.55	5.370	8.543	4.830	7.684	117
	Back Surface	2	79	6345	13.00	12.95	101.16%	1.017	1.55	5.110	8.148	4.370	6.968	118
WLAN 6E 802.11ax(160M) U-NII-6	Back Surface	2	111	6505	12.50	12.48	100.46%	1.017	1.55	3.590	5.685	3.330	5.273	119
WLAN 6E 802.11ax(160M) U-NII-7	Back Surface	2	175	6825	12.50	12.49	100.23%	1.017	1.55	3.880	6.130	3.580	5.656	120
WLAN 6E 802.11ax(160M) U-NII-8	Back Surface	2	207	6985	12.75	12.72	100.69%	1.017	1.55	3.980	6.317	3.480	5.524	121

Aux

Mode	Position	Distance (mm)	CH	Freq. (MHz)	Max. Rated Avg. Power + Max. Tolerance (dBm)	Measured Avg. Power (dBm)	Tune-up Scaling	Duty cycle scaling	Measurement uncertainty	PD result(4cm ²)				Plot page
										Measured Total psPD (W/m ²)	Reported Total psPD (W/m ²)	Measured Normal psPD (W/m ²)	Reported Normal psPD (W/m ²)	
WLAN 6E 802.11ax(160M) U-NII-5	Back Surface	2	15	6025	13.50	13.47	100.69%	1.017	1.55	2.040	3.238	1.810	2.873	122
	Back Surface	2	79	6345	13.50	13.45	101.16%	1.017	1.55	1.700	2.711	1.390	2.216	123
WLAN 6E 802.11ax(160M) U-NII-6	Back Surface	2	111	6505	13.50	13.46	100.93%	1.017	1.55	2.260	3.596	1.750	2.784	124
WLAN 6E 802.11ax(160M) U-NII-7	Back Surface	2	143	6665	13.50	13.49	100.23%	1.017	1.55	2.400	3.792	1.820	2.876	125
WLAN 6E 802.11ax(160M) U-NII-8	Back Surface	2	207	6985	13.50	13.44	101.39%	1.017	1.55	2.130	3.404	1.840	2.941	126

Note:

$$\text{Scaling} = \frac{\text{reported SAR}}{\text{measured SAR}} = \frac{P_2(\text{mW})}{P_1(\text{mW})} = 10^{\left(\frac{P_2 - P_1}{10}\right)} (\text{dBm})$$

Reported SAR = measured SAR * (scaling)

Where P2 is maximum specified power, P1 is measured conducted power

2.4 Reporting statements of conformity

The conformity statement in this report is based solely on the test results, measurement uncertainty is excluded.

Unless otherwise stated the results shown in this test report refer only to the sample(s) tested and such sample(s) are retained for 90 days only.

除非另有說明，此報告結果僅對測試之樣品負責，同時此樣品僅保留90天。本報告未經本公司書面許可，不可部份複製。

This document is issued by the Company subject to its General Conditions of Service printed overleaf, available on request or accessible at <http://www.sgs.com.tw/Terms-and-Conditions> and for electronic format documents, subject to Terms and Conditions for Electronic Documents at <http://www.sgs.com.tw/Terms-and-Conditions>. Attention is drawn to the limitation of liability, indemnification and jurisdiction issues defined therein. Any holder of this document is advised that information contained hereon reflects the Company's findings at the time of its intervention only and within the limits of Client's instructions, if any. The Company's sole responsibility is to its Client and this document does not exonerate parties to a transaction from exercising all their rights and obligations under the transaction documents. This document cannot be reproduced except in full, without prior written approval of the Company. Any unauthorized alteration, forgery or falsification of the content or appearance of this document is unlawful and offenders may be prosecuted to the fullest extent of the law.

3. Simultaneous Transmission Analysis

Simultaneous Transmission Scenarios:

Simultaneous Transmit Configurations	Body
WLAN 2.4GHz Main + BT Aux	Yes
WLAN 2.4GHz Main + WLAN 2.4GHz Aux	Yes
WLAN 5GHz Main + BT Aux	Yes
WLAN 5GHz Main + WLAN 5GHz Aux	Yes
WLAN 5GHz Main + WLAN 5GHz Aux + BT Aux	Yes
WLAN 6GHz Main + BT Aux	Yes
WLAN 6GHz Main + WLAN 6GHz Aux	Yes
WLAN 6GHz Main + WLAN 6GHz Aux + BT Aux	Yes

Note:

1. Bluetooth and Aux share the same antenna path, and BT can transmit with Main simultaneously.
2. For 2.4/5/6GHz WLAN Main and Aux antennas, the maximum output power of each antenna during simultaneous transmission is the same with (or less than) that used in standalone transmission, and we used the sum of 1-g SAR provision in KDB447498D01 to exclude the simultaneous transmitted SAR measurement.

Unless otherwise stated the results shown in this test report refer only to the sample(s) tested and such sample(s) are retained for 90 days only.

除非另有說明，此報告結果僅對測試之樣品負責，同時此樣品僅保留90天。本報告未經本公司書面許可，不可部份複製。

This document is issued by the Company subject to its General Conditions of Service printed overleaf, available on request or accessible at <http://www.sgs.com.tw/Terms-and-Conditions> and for electronic format documents, subject to Terms and Conditions for Electronic Documents at <http://www.sgs.com.tw/Terms-and-Conditions>. Attention is drawn to the limitation of liability, indemnification and jurisdiction issues defined therein. Any holder of this document is advised that information contained hereon reflects the Company's findings at the time of its intervention only and within the limits of Client's instructions, if any. The Company's sole responsibility is to its Client and this document does not exonerate parties to a transaction from exercising all their rights and obligations under the transaction documents. This document cannot be reproduced except in full, without prior written approval of the Company. Any unauthorized alteration, forgery or falsification of the content or appearance of this document is unlawful and offenders may be prosecuted to the fullest extent of the law.

SGS Taiwan Ltd.

No.134,Wu Kung Road, New Taipei Industrial Park, Wuku District, New Taipei City, Taiwan/新北市五股區新北產業園區五工路 134 號

台灣檢驗科技股份有限公司

t (886-2) 2299-3279

f (886-2) 2298-0488

www.sgs.com.tw

Member of SGS Group

3.1 Estimated SAR calculation

According to KDB447498 D01v06 – When standalone SAR test exclusion applies to an antenna that transmits simultaneously with other antennas, the standalone SAR must be estimated according to following to determine simultaneous transmission SAR test exclusion:

$$\text{Estimated SAR} = \frac{\text{Max. tune up power (mW)}}{\text{Min. test separation distance(mm)}} \times \frac{\sqrt{f(\text{GHz})}}{7.5}$$

If the minimum test separation distance is < 5mm, a distance of 5mm is used for estimated SAR calculation. When the test separation distance is >50mm, the 0.4W/kg is used for SAR-1g.

3.2 SPLSR evaluation and analysis

Per KDB447498D01, when the sum of SAR is larger than the limit, SAR test exclusion is determined by the SAR sum to peak location separation ratio(SPLSR).

The simultaneous transmitting antennas in each operating mode and exposure condition combination must be considered one pair at a time to determine the SAR to peak location separation ratio to qualify for test exclusion.

The ratio is determined by $(\text{SAR1} + \text{SAR2})^{1.5}/R_i$, rounded to two decimal digits, and must be ≤ 0.04 for all antenna pairs in the configuration to qualify for 1-g SAR test exclusion.

SAR1 and SAR2 are the highest reported or estimated SAR for each antenna in the pair, and R_i is the separation distance between the peak SAR locations for the antenna pair in mm.

When standalone test exclusion applies, SAR is estimated; the peak location is assumed to be at the feed-point or geometric center of the antenna.

Unless otherwise stated the results shown in this test report refer only to the sample(s) tested and such sample(s) are retained for 90 days only.
除非另有說明，此報告結果僅對測試之樣品負責，同時此樣品僅保留90天。本報告未經本公司書面許可，不可部份複製。

This document is issued by the Company subject to its General Conditions of Service printed overleaf, available on request or accessible at <http://www.sgs.com.tw/Terms-and-Conditions> and for electronic format documents, subject to Terms and Conditions for Electronic Documents at <http://www.sgs.com.tw/Terms-and-Conditions>. Attention is drawn to the limitation of liability, indemnification and jurisdiction issues defined therein. Any holder of this document is advised that information contained hereon reflects the Company's findings at the time of its intervention only and within the limits of Client's instructions, if any. The Company's sole responsibility is to its Client and this document does not exonerate parties to a transaction from exercising all their rights and obligations under the transaction documents. This document cannot be reproduced except in full, without prior written approval of the Company. Any unauthorized alteration, forgery or falsification of the content or appearance of this document is unlawful and offenders may be prosecuted to the fullest extent of the law.

SGS Taiwan Ltd. No.134,Wu Kung Road, New Taipei Industrial Park, Wuku District, New Taipei City, Taiwan/新北市五股區新北產業園區五工路 134 號

台灣檢驗科技股份有限公司

t (886-2) 2299-3279

f (886-2) 2298-0488

www.sgs.com.tw

Member of SGS Group

Simultaneous Transmission Combination

		Reported SAR							Scenario 1	Scenario 2	Scenario 3	Scenario 4	Scenario 5	Scenario 6	Scenario 7	Scenario 8
Exposure Position		2	3	4	5	7	8	9	2+3	4+5	2+7	4+7	4+5+7	7+8	8+9	7+8+9
		2.4GHz WLAN Main	2.4GHz WLAN Aux	5GHz WLAN Main	5GHz WLAN Aux	Bluetooth Aux	6GHz WLAN Main	6GHz WLAN Aux	Summed	Summed	Summed	Summed	Summed	Summed	Summed	Summed
		1g SAR (W/kg)	1g SAR (W/kg)	1g SAR (W/kg)	1g SAR (W/kg)	1g SAR (W/kg)	1g SAR (W/kg)	1g SAR (W/kg)	1g SAR (W/kg)	1g SAR (W/kg)	1g SAR (W/kg)	1g SAR (W/kg)	1g SAR (W/kg)	1g SAR (W/kg)	1g SAR (W/kg)	1g SAR (W/kg)
Bottom Surface	0	0.720	0.679	0.484	0.558	0.156	0.232	0.226	1.399	1.042	0.876	0.640	1.198	0.388	0.455	0.614
Back Surface	0	1.175	1.062	1.180	1.188	0.405	1.153	1.153	2.237	2.368	1.580	1.585	2.773	1.558	2.306	2.711
Top Edge	0	0.064	0.160	0.010	0.783	0.091	0.038	0.658	0.224	0.793	0.155	0.101	0.884	0.129	0.696	0.787
Bottom Edge	0	0.009	0.008	0.005	0.004	0.003	0.016	0.014	0.917	0.009	0.012	0.008	0.012	0.019	0.030	0.033
Left Edge	0	0.003	0.017	0.002	0.030	0.004	0.015	0.319	0.620	0.632	0.607	0.606	0.636	0.619	0.334	0.338
Right Edge	0	0.109	0.020	0.143	0.057	0.016	0.354	0.026	0.129	0.200	0.125	0.159	0.216	0.370	0.380	0.396

Scenario 1									
Position	Conditions	SAR Value (W/kg)	Coordinates (mm)			Σ SAR (W/kg)	Peak Location Separation Distance (mm)	SPLSR	Simultaneous Transmission SAR Test
			x	y	z				
Back Surface	WLAN 2.4G Main	1.175	83.00	146.80	-4.00	-	-	-	-
	WLAN 2.4G Aux	1.062	110.80	-63.20	-3.09	2.237	211.83	0.016	SPLSR \leq 0.04, Not required

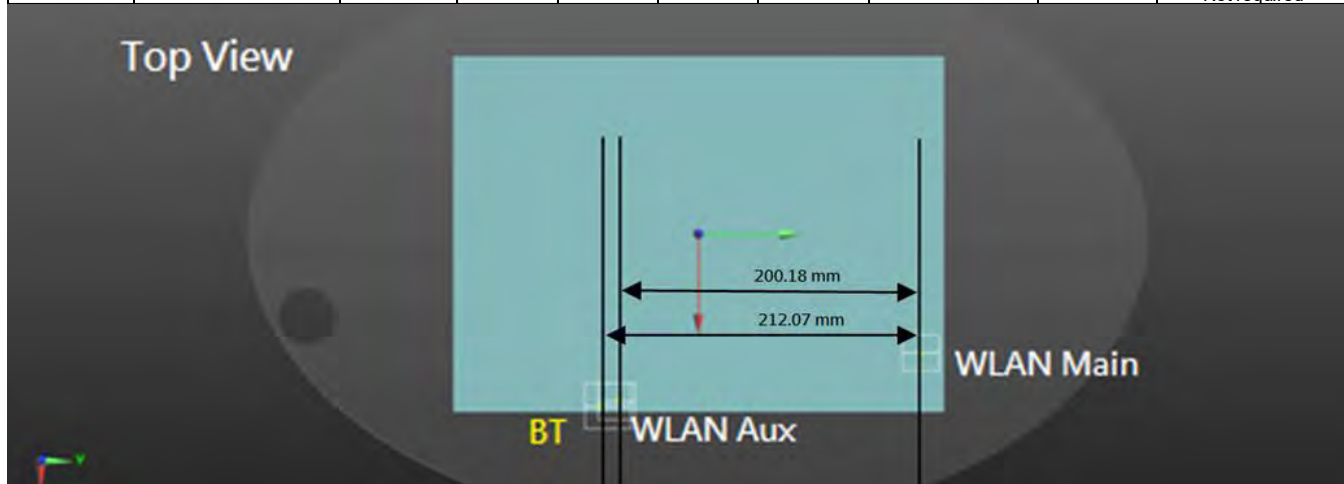


Unless otherwise stated the results shown in this test report refer only to the sample(s) tested and such sample(s) are retained for 90 days only.


除非另有說明，此報告結果僅對測試之樣品負責，同時此樣品僅保留90天。本報告未經本公司書面許可，不可部份複製。

This document is issued by the Company subject to its General Conditions of Service printed overleaf, available on request or accessible at <http://www.sgs.com.tw/Terms-and-Conditions> and for electronic format documents, subject to Terms and Conditions for Electronic Documents at <http://www.sgs.com.tw/Terms-and-Conditions>. Attention is drawn to the limitation of liability, indemnification and jurisdiction issues defined therein. Any holder of this document is advised that information contained hereon reflects the Company's findings at the time of its intervention only and within the limits of Client's instructions, if any. The Company's sole responsibility is to its Client and this document does not exonerate parties to a transaction from exercising all their rights and obligations under the transaction documents. This document cannot be reproduced except in full, without prior written approval of the Company. Any unauthorized alteration, forgery or falsification of the content or appearance of this document is unlawful and offenders may be prosecuted to the fullest extent of the law.

Scenario 2&5									
Position	Conditions	SAR Value (W/kg)	Coordinates (mm)			Σ SAR (W/kg)	Peak Location Separation Distance (mm)	SPLSR	Simultaneous Transmission SAR Test
			x	y	z				
Back Surface	WLAN 5G Main	1.180	76.40	145.00	-4.14	-	-	-	-
	WLAN 5G Aux+BT Aux	1.593	110.80	-52.20	-4.47	2.773	200.18	0.023	SPLSR \leq 0.04, Not required



Scenario 7&8									
Position	Conditions	SAR Value (W/kg)	Coordinates (mm)			Σ SAR (W/kg)	Peak Location Separation Distance (mm)	SPLSR	Simultaneous Transmission SAR Test
			x	y	z				
Back Surface	WLAN 6G Main	1.153	76.20	147.00	-3.11	-	-	-	-
	WLAN 6G Aux+BT Aux	1.558	111.20	-53.20	-4.46	2.711	203.24	0.022	SPLSR \leq 0.04, Not required



Unless otherwise stated the results shown in this test report refer only to the sample(s) tested and such sample(s) are retained for 90 days only.

除非另有說明，此報告結果僅對測試之樣品負責，同時此樣品僅保留90天。本報告未經本公司書面許可，不可部份複製。

This document is issued by the Company subject to its General Conditions of Service printed overleaf, available on request or accessible at <http://www.sgs.com.tw/Terms-and-Conditions> and for electronic format documents, subject to Terms and Conditions for Electronic Documents at <http://www.sgs.com.tw/Terms-and-Conditions>. Attention is drawn to the limitation of liability, indemnification and jurisdiction issues defined therein. Any holder of this document is advised that information contained hereon reflects the Company's findings at the time of its intervention only and within the limits of Client's instructions, if any. The Company's sole responsibility is to its Client and this document does not exonerate parties to a transaction from exercising all their rights and obligations under the transaction documents. This document cannot be reproduced except in full, without prior written approval of the Company. Any unauthorized alteration, forgery or falsification of the content or appearance of this document is unlawful and offenders may be prosecuted to the fullest extent of the law.

SGS Taiwan Ltd.

No.134,Wu Kung Road, New Taipei Industrial Park, Wuku District, New Taipei City, Taiwan/新北市五股區新北產業園區五工路 134 號

台灣檢驗科技股份有限公司

t (886-2) 2299-3279

f (886-2) 2298-0488

www.sgs.com.tw

Member of SGS Group

4. Instruments List

Manufacturer	Device	Type	Serial number	Date of last calibration	Date of next calibration
SPEAG	Dosimetric E-Field Probe	EX3DV4	7642	Mar.02,2022	Mar.01,2023
		EX3DV4	7466	Jan.26,2022	Jan.25,2023
		EUmmWV4	9579	Oct.06,2021	Oct.05,2022
SPEAG	System Validation Dipole	D2450V2	835	Jun.22,2021	Jun.21,2022
		D5GHzV2	1023	Jan.27,2022	Jan.26,2023
		D6.5GHzV2	1006	Aug.26,2021	Aug.25,2022
		D7GHzV2	1007	Aug.26,2021	Aug.25,2022
		5G-Veri10	1021	Jan.24,2022	Jan.23,2023
SPEAG	Data acquisition Electronics	DAE4	679	Jun.01,2021	May.31,2022
			558	Nov.23,2021	Nov.22,2022
SPEAG	Software	DASY 52 V52.10.4	N/A	Calibration not required	Calibration not required
SPEAG	Software	DASY 6 V16.0.2.136	N/A	Calibration not required	Calibration not required
SPEAG	Phantom	ELI	N/A	Calibration not required	Calibration not required
		mmWave			
SPEAG	Dielectric Assessment Kit	DAKS-3.5	1053	Feb.28,2022	Feb.27,2023
Agilent	Dual-directional coupler	772D	MY46151242	Aug.16.2021	Aug.15.2022
		778D	MY48220468	Aug.16.2021	Aug.15.2022
Agilent	Signal Generator	N5181A	MY50141235	May.30,2021	May.29,2022
EMCI	Amplifier	EMC 05630P	980078	Calibration not required	Calibration not required
R&S	Power Meter	NRX	102034	Dec.28,2021	Dec.27,2022
R&S	Power Sensor	NRP18S	101974	Oct.12.2021	Oct.11.2022
R&S	Power Sensor	NRP18S	109066	Oct.12.2021	Oct.11.2022
TECPEL	Digital thermometer	DTM-303A	TP130074	May.13,2022	May.12,2023
			TP190085	Jan.14,2022	Jan.13,2023

Unless otherwise stated the results shown in this test report refer only to the sample(s) tested and such sample(s) are retained for 90 days only.

除非另有說明，此報告結果僅對測試之樣品負責，同時此樣品僅保留90天。本報告未經本公司書面許可，不可部份複製。

This document is issued by the Company subject to its General Conditions of Service printed overleaf, available on request or accessible at <http://www.sgs.com.tw/Terms-and-Conditions>, and for electronic format documents, subject to Terms and Conditions for Electronic Documents at <http://www.sgs.com.tw/Terms-and-Conditions>. Attention is drawn to the limitation of liability, indemnification and jurisdiction issues defined therein. Any holder of this document is advised that information contained hereon reflects the Company's findings at the time of its intervention only and within the limits of Client's instructions, if any. The Company's sole responsibility is to its Client and this document does not exonerate parties to a transaction from exercising all their rights and obligations under the transaction documents. This document cannot be reproduced except in full, without prior written approval of the Company. Any unauthorized alteration, forgery or falsification of the content or appearance of this document is unlawful and offenders may be prosecuted to the fullest extent of the law.

SGS Taiwan Ltd.

No.134,Wu Kung Road, New Taipei Industrial Park, Wuku District, New Taipei City, Taiwan/新北市五股區新北產業園區五工路 134 號

台灣檢驗科技股份有限公司

t (886-2) 2299-3279

f (886-2) 2298-0488

www.sgs.com.tw

Member of SGS Group

5. Measurements

Date: 2022/4/18

Report No. : TESA2204000033EN

WLAN 802.11b_Body_Bottom Surface_CH 11_0mm_Main

Communication System: WLAN 2.45G; Frequency: 2462 MHz; Duty cycle= 1:1.017

Medium parameters used: $f = 2462$ MHz; $\sigma = 1.811$ S/m; $\epsilon_r = 39.118$; $\rho = 1000$ kg/m³

Phantom section: Flat Section

Ambient temperature: 22.1°C; Liquid temperature: 21.9°C

DASY5 Configuration:

- Probe: EX3DV4 - SN7642; ConvF(8.12, 8.12, 8.12) @ 2462 MHz; Calibrated: 2022/3/2
- Sensor-Surface: 2mm (Mechanical Surface Detection)
- Electronics: DAE4 Sn679; Calibrated: 2021/6/1
- Phantom: ELI
- DASY52 52.10.4(1527); SEMCAD X 14.6.14(7483)

Area Scan (101x61x1): Interpolated grid: dx=12 mm, dy=12 mm

Maximum value of SAR (interpolated) = 1.19 W/kg

Zoom Scan (7x7x7)/Cube 0: Measurement grid: dx=5mm, dy=5mm, dz=5mm

Reference Value = 3.428 V/m; Power Drift = 0.06 dB


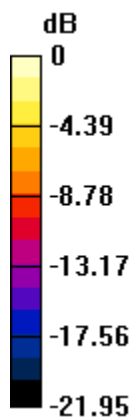
Peak SAR (extrapolated) = 1.55 W/kg

SAR(1 g) = 0.706 W/kg; SAR(10 g) = 0.326 W/kg

Smallest distance from peaks to all points 3 dB below = 8.2 mm

Ratio of SAR at M2 to SAR at M1 = 46.5%

Maximum value of SAR (measured) = 1.11 W/kg



0 dB = 1.11 W/kg = 0.45 dBW/kg

Unless otherwise stated the results shown in this test report refer only to the sample(s) tested and such sample(s) are retained for 90 days only.
除非另有說明，此報告結果僅對測試之樣品負責，同時此樣品僅保留90天。本報告未經本公司書面許可，不可部份複製。

This document is issued by the Company subject to its General Conditions of Service printed overleaf, available on request or accessible at <http://www.sgs.com.tw/Terms-and-Conditions> and for electronic format documents, subject to Terms and Conditions for Electronic Documents at <http://www.sgs.com.tw/Terms-and-Conditions>. Attention is drawn to the limitation of liability, indemnification and jurisdiction issues defined therein. Any holder of this document is advised that information contained hereon reflects the Company's findings at the time of its intervention only and within the limits of Client's instructions, if any. The Company's sole responsibility is to its Client and this document does not exonerate parties to a transaction from exercising all their rights and obligations under the transaction documents. This document cannot be reproduced except in full, without prior written approval of the Company. Any unauthorized alteration, forgery or falsification of the content or appearance of this document is unlawful and offenders may be prosecuted to the fullest extent of the law.

SGS Taiwan Ltd.

No.134,Wu Kung Road, New Taipei Industrial Park, Wuku District, New Taipei City, Taiwan/新北市五股區新北產業園區五工路 134 號

台灣檢驗科技股份有限公司

t (886-2) 2299-3279

f (886-2) 2298-0488

www.sgs.com.tw

Member of SGS Group

Date: 2022/4/19

Report No. : TESA2204000033EN**WLAN 802.11ac(80M) 5.2G_Body_Bottom Surface_CH 42_0mm_Main**

Communication System: WLAN 5G; Frequency: 5210 MHz; Duty cycle= 1:1.028

Medium parameters used: $f = 5210$ MHz; $\sigma = 4.608$ S/m; $\epsilon_r = 36.267$; $\rho = 1000$ kg/m³

Phantom section: Flat Section

Ambient temperature: 22.3°C; Liquid temperature: 22.1°C

DASY5 Configuration:

- Probe: EX3DV4 - SN7642; ConvF(5.69, 5.69, 5.69) @ 5210 MHz; Calibrated: 2022/3/2
- Sensor-Surface: 2mm (Mechanical Surface Detection)
- Electronics: DAE4 Sn679; Calibrated: 2021/6/1
- Phantom: ELI
- DASY52 52.10.4(1527); SEMCAD X 14.6.14(7483)

Area Scan (121x71x1): Interpolated grid: dx=10 mm, dy=10 mm

Maximum value of SAR (interpolated) = 0.861 W/kg

Zoom Scan (7x7x12)/Cube 0: Measurement grid: dx=4mm, dy=4mm, dz=2mm

Reference Value = 2.726 V/m; Power Drift = 0.05 dB


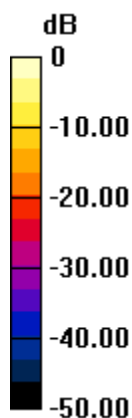
Peak SAR (extrapolated) = 1.48 W/kg

SAR(1 g) = 0.470 W/kg; SAR(10 g) = 0.178 W/kg

Smallest distance from peaks to all points 3 dB below = 8.2 mm

Ratio of SAR at M2 to SAR at M1 = 61.4%

Maximum value of SAR (measured) = 0.854 W/kg



0 dB = 0.854 W/kg = -0.69 dBW/kg

Unless otherwise stated the results shown in this test report refer only to the sample(s) tested and such sample(s) are retained for 90 days only.
除非另有說明，此報告結果僅對測試之樣品負責，同時此樣品僅保留90天。本報告未經本公司書面許可，不可部份複製。

This document is issued by the Company subject to its General Conditions of Service printed overleaf, available on request or accessible at <http://www.sgs.com.tw/Terms-and-Conditions> and for electronic format documents, subject to Terms and Conditions for Electronic Documents at <http://www.sgs.com.tw/Terms-and-Conditions>. Attention is drawn to the limitation of liability, indemnification and jurisdiction issues defined therein. Any holder of this document is advised that information contained hereon reflects the Company's findings at the time of its intervention only and within the limits of Client's instructions, if any. The Company's sole responsibility is to its Client and this document does not exonerate parties to a transaction from exercising all their rights and obligations under the transaction documents. This document cannot be reproduced except in full, without prior written approval of the Company. Any unauthorized alteration, forgery or falsification of the content or appearance of this document is unlawful and offenders may be prosecuted to the fullest extent of the law.

SGS Taiwan Ltd.

No.134,Wu Kung Road, New Taipei Industrial Park, Wuku District, New Taipei City, Taiwan/新北市五股區新北產業園區五工路 134 號

台灣檢驗科技股份有限公司

t (886-2) 2299-3279

f (886-2) 2298-0488

www.sgs.com.tw

Member of SGS Group

Date: 2022/4/19

Report No. : TESA2204000033EN**WLAN 802.11ac(80M) 5.3G_Body_Bottom Surface_CH 58_0mm_Main**

Communication System: WLAN 5G; Frequency: 5290 MHz; Duty cycle= 1:1.028

Medium parameters used: $f = 5290$ MHz; $\sigma = 4.708$ S/m; $\epsilon_r = 36.054$; $\rho = 1000$ kg/m³

Phantom section: Flat Section

Ambient temperature: 22.3°C; Liquid temperature: 22.1°C

DASY5 Configuration:

- Probe: EX3DV4 - SN7642; ConvF(5.69, 5.69, 5.69) @ 5290 MHz; Calibrated: 2022/3/2
- Sensor-Surface: 2mm (Mechanical Surface Detection)
- Electronics: DAE4 Sn679; Calibrated: 2021/6/1
- Phantom: ELI
- DASY52 52.10.4(1527); SEMCAD X 14.6.14(7483)

Area Scan (121x71x1): Interpolated grid: dx=10 mm, dy=10 mm

Maximum value of SAR (interpolated) = 0.720 W/kg

Zoom Scan (7x7x12)/Cube 0: Measurement grid: dx=4mm, dy=4mm, dz=2mm

Reference Value = 2.853 V/m; Power Drift = 0.11 dB


Peak SAR (extrapolated) = 1.36 W/kg

SAR(1 g) = 0.421 W/kg; SAR(10 g) = 0.159 W/kg

Smallest distance from peaks to all points 3 dB below = 8.9 mm

Ratio of SAR at M2 to SAR at M1 = 60.2%

Maximum value of SAR (measured) = 0.761 W/kg



0 dB = 0.761 W/kg = -1.19 dBW/kg

Unless otherwise stated the results shown in this test report refer only to the sample(s) tested and such sample(s) are retained for 90 days only.
除非另有說明，此報告結果僅對測試之樣品負責，同時此樣品僅保留90天。本報告未經本公司書面許可，不可部份複製。

This document is issued by the Company subject to its General Conditions of Service printed overleaf, available on request or accessible at <http://www.sgs.com.tw/Terms-and-Conditions> and for electronic format documents, subject to Terms and Conditions for Electronic Documents at <http://www.sgs.com.tw/Terms-and-Conditions>. Attention is drawn to the limitation of liability, indemnification and jurisdiction issues defined therein. Any holder of this document is advised that information contained hereon reflects the Company's findings at the time of its intervention only and within the limits of Client's instructions, if any. The Company's sole responsibility is to its Client and this document does not exonerate parties to a transaction from exercising all their rights and obligations under the transaction documents. This document cannot be reproduced except in full, without prior written approval of the Company. Any unauthorized alteration, forgery or falsification of the content or appearance of this document is unlawful and offenders may be prosecuted to the fullest extent of the law.

SGS Taiwan Ltd.

No.134,Wu Kung Road, New Taipei Industrial Park, Wuku District, New Taipei City, Taiwan/新北市五股區新北產業園區五工路 134 號

台灣檢驗科技股份有限公司

t (886-2) 2299-3279

f (886-2) 2298-0488

www.sgs.com.tw

Member of SGS Group

Date: 2022/4/20

Report No. : TESA2204000033EN**WLAN 802.11ac(80M) 5.6G_Body_Bottom Surface_CH 138_0mm_Main**

Communication System: WLAN 5G; Frequency: 5690 MHz; Duty cycle= 1:1.028

Medium parameters used: $f = 5690$ MHz; $\sigma = 5.177$ S/m; $\epsilon_r = 35.442$; $\rho = 1000$ kg/m³

Phantom section: Flat Section

Ambient temperature: 21.9°C; Liquid temperature: 21.8°C

DASY5 Configuration:

- Probe: EX3DV4 - SN7642; ConvF(5.15, 5.15, 5.15) @ 5690 MHz; Calibrated: 2022/3/2
- Sensor-Surface: 2mm (Mechanical Surface Detection)
- Electronics: DAE4 Sn679; Calibrated: 2021/6/1
- Phantom: ELI
- DASY52 52.10.4(1527); SEMCAD X 14.6.14(7483)

Area Scan (121x71x1): Interpolated grid: dx=10 mm, dy=10 mm

Maximum value of SAR (interpolated) = 0.765 W/kg

Zoom Scan (7x7x12)/Cube 0: Measurement grid: dx=4mm, dy=4mm, dz=2mm

Reference Value = 2.708 V/m; Power Drift = 0.06 dB


Peak SAR (extrapolated) = 1.59 W/kg

SAR(1 g) = 0.436 W/kg; SAR(10 g) = 0.162 W/kg

Smallest distance from peaks to all points 3 dB below = 10.4 mm

Ratio of SAR at M2 to SAR at M1 = 55.9%

Maximum value of SAR (measured) = 0.812 W/kg



0 dB = 0.812 W/kg = -0.90 dBW/kg

Unless otherwise stated the results shown in this test report refer only to the sample(s) tested and such sample(s) are retained for 90 days only.
除非另有說明，此報告結果僅對測試之樣品負責，同時此樣品僅保留90天。本報告未經本公司書面許可，不可部份複製。

This document is issued by the Company subject to its General Conditions of Service printed overleaf, available on request or accessible at <http://www.sgs.com.tw/Terms-and-Conditions> and for electronic format documents, subject to Terms and Conditions for Electronic Documents at <http://www.sgs.com.tw/Terms-and-Conditions>. Attention is drawn to the limitation of liability, indemnification and jurisdiction issues defined therein. Any holder of this document is advised that information contained hereon reflects the Company's findings at the time of its intervention only and within the limits of Client's instructions, if any. The Company's sole responsibility is to its Client and this document does not exonerate parties to a transaction from exercising all their rights and obligations under the transaction documents. This document cannot be reproduced except in full, without prior written approval of the Company. Any unauthorized alteration, forgery or falsification of the content or appearance of this document is unlawful and offenders may be prosecuted to the fullest extent of the law.

SGS Taiwan Ltd.

No.134,Wu Kung Road, New Taipei Industrial Park, Wuku District, New Taipei City, Taiwan/新北市五股區新北產業園區五工路 134 號

台灣檢驗科技股份有限公司

t (886-2) 2299-3279

f (886-2) 2298-0488

www.sgs.com.tw

Member of SGS Group

Date: 2022/4/21

Report No. : TESA2204000033EN**WLAN 802.11ac(80M) 5.8G_Body_Bottom Surface_CH 155_0mm_Main**

Communication System: WLAN 5G; Frequency: 5775 MHz; Duty cycle= 1:1.028

Medium parameters used: $f = 5775$ MHz; $\sigma = 5.273$ S/m; $\epsilon_r = 35.147$; $\rho = 1000$ kg/m³

Phantom section: Flat Section

Ambient temperature: 21.7°C; Liquid temperature: 21.6°C

DASY5 Configuration:

- Probe: EX3DV4 - SN7642; ConvF(5.15, 5.15, 5.15) @ 5775 MHz; Calibrated: 2022/3/2
- Sensor-Surface: 2mm (Mechanical Surface Detection)
- Electronics: DAE4 Sn679; Calibrated: 2021/6/1
- Phantom: ELI
- DASY52 52.10.4(1527); SEMCAD X 14.6.14(7483)

Area Scan (121x71x1): Interpolated grid: dx=10 mm, dy=10 mm

Maximum value of SAR (interpolated) = 0.756 W/kg

Zoom Scan (7x7x12)/Cube 0: Measurement grid: dx=4mm, dy=4mm, dz=2mm

Reference Value = 2.763 V/m; Power Drift = 0.09 dB


Peak SAR (extrapolated) = 1.56 W/kg

SAR(1 g) = 0.435 W/kg; SAR(10 g) = 0.161 W/kg

Smallest distance from peaks to all points 3 dB below = 10 mm

Ratio of SAR at M2 to SAR at M1 = 56.9%

Maximum value of SAR (measured) = 0.827 W/kg



0 dB = 0.827 W/kg = -0.82 dBW/kg

Unless otherwise stated the results shown in this test report refer only to the sample(s) tested and such sample(s) are retained for 90 days only.
除非另有說明，此報告結果僅對測試之樣品負責，同時此樣品僅保留90天。本報告未經本公司書面許可，不可部份複製。

This document is issued by the Company subject to its General Conditions of Service printed overleaf, available on request or accessible at <http://www.sgs.com.tw/Terms-and-Conditions> and for electronic format documents, subject to Terms and Conditions for Electronic Documents at <http://www.sgs.com.tw/Terms-and-Conditions>. Attention is drawn to the limitation of liability, indemnification and jurisdiction issues defined therein. Any holder of this document is advised that information contained hereon reflects the Company's findings at the time of its intervention only and within the limits of Client's instructions, if any. The Company's sole responsibility is to its Client and this document does not exonerate parties to a transaction from exercising all their rights and obligations under the transaction documents. This document cannot be reproduced except in full, without prior written approval of the Company. Any unauthorized alteration, forgery or falsification of the content or appearance of this document is unlawful and offenders may be prosecuted to the fullest extent of the law.

SGS Taiwan Ltd.

No.134,Wu Kung Road, New Taipei Industrial Park, Wuku District, New Taipei City, Taiwan/新北市五股區新北產業園區五工路 134 號

台灣檢驗科技股份有限公司

t (886-2) 2299-3279

f (886-2) 2298-0488

www.sgs.com.tw

Member of SGS Group

Date: 2022/4/18

Report No. : TESA2204000033EN**WLAN 802.11b_Body_Bottom Surface_CH 11_0mm_Aux**

Communication System: WLAN 2.45G; Frequency: 2462 MHz; Duty cycle= 1:1.017

Medium parameters used: $f = 2462$ MHz; $\sigma = 1.811$ S/m; $\epsilon_r = 39.118$; $\rho = 1000$ kg/m³

Phantom section: Flat Section

Ambient temperature: 22.1°C; Liquid temperature: 21.9°C

DASY5 Configuration:

- Probe: EX3DV4 - SN7642; ConvF(8.12, 8.12, 8.12) @ 2462 MHz; Calibrated: 2022/3/2
- Sensor-Surface: 2mm (Mechanical Surface Detection)
- Electronics: DAE4 Sn679; Calibrated: 2021/6/1
- Phantom: ELI
- DASY52 52.10.4(1527); SEMCAD X 14.6.14(7483)

Area Scan (61x101x1): Interpolated grid: dx=12 mm, dy=12 mm

Maximum value of SAR (interpolated) = 1.12 W/kg

Zoom Scan (7x7x7)/Cube 0: Measurement grid: dx=5mm, dy=5mm, dz=5mm

Reference Value = 3.815 V/m; Power Drift = 0.06 dB


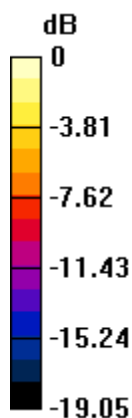
Peak SAR (extrapolated) = 1.43 W/kg

SAR(1 g) = 0.662 W/kg; SAR(10 g) = 0.321 W/kg

Smallest distance from peaks to all points 3 dB below = 9.8 mm

Ratio of SAR at M2 to SAR at M1 = 48%

Maximum value of SAR (measured) = 0.995 W/kg



0 dB = 0.995 W/kg = -0.02 dBW/kg

Unless otherwise stated the results shown in this test report refer only to the sample(s) tested and such sample(s) are retained for 90 days only.
除非另有說明，此報告結果僅對測試之樣品負責，同時此樣品僅保留90天。本報告未經本公司書面許可，不可部份複製。

This document is issued by the Company subject to its General Conditions of Service printed overleaf, available on request or accessible at <http://www.sgs.com.tw/Terms-and-Conditions> and for electronic format documents, subject to Terms and Conditions for Electronic Documents at <http://www.sgs.com.tw/Terms-and-Conditions>. Attention is drawn to the limitation of liability, indemnification and jurisdiction issues defined therein. Any holder of this document is advised that information contained hereon reflects the Company's findings at the time of its intervention only and within the limits of Client's instructions, if any. The Company's sole responsibility is to its Client and this document does not exonerate parties to a transaction from exercising all their rights and obligations under the transaction documents. This document cannot be reproduced except in full, without prior written approval of the Company. Any unauthorized alteration, forgery or falsification of the content or appearance of this document is unlawful and offenders may be prosecuted to the fullest extent of the law.

SGS Taiwan Ltd.

No.134,Wu Kung Road, New Taipei Industrial Park, Wuku District, New Taipei City, Taiwan/新北市五股區新北產業園區五工路 134 號

台灣檢驗科技股份有限公司

t (886-2) 2299-3279

f (886-2) 2298-0488

www.sgs.com.tw

Member of SGS Group

Date: 2022/4/18

Report No. :TESA2204000033EN
Bluetooth(GFSK)_Body_Bottom Surface_CH 78_0mm_Aux

Communication System: Bluetooth; Frequency: 2480 MHz; Duty cycle= 1:1.323

Medium parameters used: $f = 2480 \text{ MHz}$; $\sigma = 1.829 \text{ S/m}$; $\epsilon_r = 39.084$; $\rho = 1000 \text{ kg/m}^3$

Phantom section: Flat Section

Ambient temperature: 22.1°C ; Liquid temperature: 21.9°C

DASY5 Configuration:

- Probe: EX3DV4 - SN7642; ConvF(8.12, 8.12, 8.12) @ 2480 MHz; Calibrated: 2022/3/2
- Sensor-Surface: 2mm (Mechanical Surface Detection)
- Electronics: DAE4 Sn679; Calibrated: 2021/6/1
- Phantom: ELI
- DASY52 52.10.4(1527); SEMCAD X 14.6.14(7483)

Area Scan (61x101x1): Interpolated grid: $dx=12 \text{ mm}$, $dy=12 \text{ mm}$


Maximum value of SAR (interpolated) = 0.170 W/kg
Zoom Scan (7x7x7)/Cube 0: Measurement grid: $dx=5\text{mm}$, $dy=5\text{mm}$, $dz=5\text{mm}$

Reference Value = 2.109 V/m ; Power Drift = 0.15 dB

Peak SAR (extrapolated) = 0.228 W/kg
SAR(1 g) = 0.105 W/kg ; SAR(10 g) = 0.052 W/kg

Smallest distance from peaks to all points 3 dB below = 9.8 mm

Ratio of SAR at M2 to SAR at M1 = 46%

Maximum value of SAR (measured) = 0.159 W/kg

 $0 \text{ dB} = 0.159 \text{ W/kg} = -7.99 \text{ dBW/kg}$

Unless otherwise stated the results shown in this test report refer only to the sample(s) tested and such sample(s) are retained for 90 days only.

除非另有說明，此報告結果僅對測試之樣品負責，同時此樣品僅保留90天。本報告未經本公司書面許可，不可部份複製。

This document is issued by the Company subject to its General Conditions of Service printed overleaf, available on request or accessible at <http://www.sgs.com.tw/Terms-and-Conditions> and for electronic format documents, subject to Terms and Conditions for Electronic Documents at <http://www.sgs.com.tw/Terms-and-Conditions>. Attention is drawn to the limitation of liability, indemnification and jurisdiction issues defined therein. Any holder of this document is advised that information contained hereon reflects the Company's findings at the time of its intervention only and within the limits of Client's instructions, if any. The Company's sole responsibility is to its Client and this document does not exonerate parties to a transaction from exercising all their rights and obligations under the transaction documents. This document cannot be reproduced except in full, without prior written approval of the Company. Any unauthorized alteration, forgery or falsification of the content or appearance of this document is unlawful and offenders may be prosecuted to the fullest extent of the law.

SGS Taiwan Ltd.

No.134,Wu Kung Road, New Taipei Industrial Park, Wuku District, New Taipei City, Taiwan/新北市五股區新北產業園區五工路 134 號

台灣檢驗科技股份有限公司

t (886-2) 2299-3279

f (886-2) 2298-0488

www.sgs.com.tw

Member of SGS Group

Date: 2022/4/19

Report No. : TESA2204000033EN**WLAN 802.11ac(80M) 5.2G_Body_Bottom Surface_CH 42_0mm_Aux**

Communication System: WLAN 5G; Frequency: 5210 MHz; Duty cycle= 1:1.028


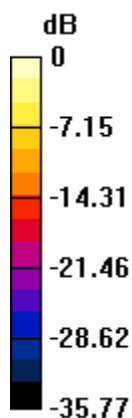
Medium parameters used: $f = 5210 \text{ MHz}$; $\sigma = 4.608 \text{ S/m}$; $\epsilon_r = 36.267$; $\rho = 1000 \text{ kg/m}^3$

Phantom section: Flat Section

Ambient temperature: 22.3°C ; Liquid temperature: 22.1°C

DASY5 Configuration:

- Probe: EX3DV4 - SN7642; ConvF(5.69, 5.69, 5.69) @ 5210 MHz; Calibrated: 2022/3/2
- Sensor-Surface: 2mm (Mechanical Surface Detection)
- Electronics: DAE4 Sn679; Calibrated: 2021/6/1
- Phantom: ELI
- DASY52 52.10.4(1527); SEMCAD X 14.6.14(7483)

Area Scan (71x121x1): Interpolated grid: $dx=10 \text{ mm}$, $dy=10 \text{ mm}$ Maximum value of SAR (interpolated) = 0.502 W/kg **Zoom Scan (7x7x12)/Cube 0:** Measurement grid: $dx=4\text{mm}$, $dy=4\text{mm}$, $dz=2\text{mm}$ Reference Value = 2.492 V/m ; Power Drift = 0.14 dB Peak SAR (extrapolated) = 0.926 W/kg **SAR(1 g) = 0.288 W/kg ; SAR(10 g) = 0.112 W/kg** Smallest distance from peaks to all points 3 dB below = 8.5 mm Ratio of SAR at M2 to SAR at M1 = 61.7% Maximum value of SAR (measured) = 0.515 W/kg  $0 \text{ dB} = 0.515 \text{ W/kg} = -2.88 \text{ dBW/kg}$

Unless otherwise stated the results shown in this test report refer only to the sample(s) tested and such sample(s) are retained for 90 days only.
除非另有說明，此報告結果僅對測試之樣品負責，同時此樣品僅保留90天。本報告未經本公司書面許可，不可部份複製。

This document is issued by the Company subject to its General Conditions of Service printed overleaf, available on request or accessible at <http://www.sgs.com.tw/Terms-and-Conditions> and for electronic format documents, subject to Terms and Conditions for Electronic Documents at <http://www.sgs.com.tw/Terms-and-Conditions>. Attention is drawn to the limitation of liability, indemnification and jurisdiction issues defined therein. Any holder of this document is advised that information contained hereon reflects the Company's findings at the time of its intervention only and within the limits of Client's instructions, if any. The Company's sole responsibility is to its Client and this document does not exonerate parties to a transaction from exercising all their rights and obligations under the transaction documents. This document cannot be reproduced except in full, without prior written approval of the Company. Any unauthorized alteration, forgery or falsification of the content or appearance of this document is unlawful and offenders may be prosecuted to the fullest extent of the law.

SGS Taiwan Ltd.

No.134,Wu Kung Road, New Taipei Industrial Park, Wuku District, New Taipei City, Taiwan/新北市五股區新北產業園區五工路 134 號

台灣檢驗科技股份有限公司

t (886-2) 2299-3279

f (886-2) 2298-0488

www.sgs.com.tw

Member of SGS Group

Date: 2022/4/19

Report No. : TESA2204000033EN**WLAN 802.11ac(80M) 5.3G_Body_Bottom Surface_CH 58_0mm_Aux**

Communication System: WLAN 5G; Frequency: 5290 MHz; Duty cycle= 1:1.028

Medium parameters used: $f = 5290$ MHz; $\sigma = 4.708$ S/m; $\epsilon_r = 36.054$; $\rho = 1000$ kg/m³

Phantom section: Flat Section

Ambient temperature: 22.3°C; Liquid temperature: 22.1°C

DASY5 Configuration:

- Probe: EX3DV4 - SN7642; ConvF(5.69, 5.69, 5.69) @ 5290 MHz; Calibrated: 2022/3/2
- Sensor-Surface: 2mm (Mechanical Surface Detection)
- Electronics: DAE4 Sn679; Calibrated: 2021/6/1
- Phantom: ELI
- DASY52 52.10.4(1527); SEMCAD X 14.6.14(7483)

Area Scan (71x121x1): Interpolated grid: dx=10 mm, dy=10 mm

Maximum value of SAR (interpolated) = 0.621 W/kg

Zoom Scan (7x7x12)/Cube 0: Measurement grid: dx=4mm, dy=4mm, dz=2mm

Reference Value = 2.594 V/m; Power Drift = 0.08 dB


Peak SAR (extrapolated) = 1.22 W/kg

SAR(1 g) = 0.359 W/kg; SAR(10 g) = 0.128 W/kg

Smallest distance from peaks to all points 3 dB below = 7.4 mm

Ratio of SAR at M2 to SAR at M1 = 59.4%

Maximum value of SAR (measured) = 0.653 W/kg



0 dB = 0.653 W/kg = -1.85 dBW/kg

Unless otherwise stated the results shown in this test report refer only to the sample(s) tested and such sample(s) are retained for 90 days only.
除非另有說明，此報告結果僅對測試之樣品負責，同時此樣品僅保留90天。本報告未經本公司書面許可，不可部份複製。

This document is issued by the Company subject to its General Conditions of Service printed overleaf, available on request or accessible at <http://www.sgs.com.tw/Terms-and-Conditions> and for electronic format documents, subject to Terms and Conditions for Electronic Documents at <http://www.sgs.com.tw/Terms-and-Conditions>. Attention is drawn to the limitation of liability, indemnification and jurisdiction issues defined therein. Any holder of this document is advised that information contained hereon reflects the Company's findings at the time of its intervention only and within the limits of Client's instructions, if any. The Company's sole responsibility is to its Client and this document does not exonerate parties to a transaction from exercising all their rights and obligations under the transaction documents. This document cannot be reproduced except in full, without prior written approval of the Company. Any unauthorized alteration, forgery or falsification of the content or appearance of this document is unlawful and offenders may be prosecuted to the fullest extent of the law.

SGS Taiwan Ltd.

No.134,Wu Kung Road, New Taipei Industrial Park, Wuku District, New Taipei City, Taiwan/新北市五股區新北產業園區五工路 134 號

台灣檢驗科技股份有限公司

t (886-2) 2299-3279

f (886-2) 2298-0488

www.sgs.com.tw

Member of SGS Group

Date: 2022/4/20

Report No. : TESA2204000033EN**WLAN 802.11ac(80M) 5.6G_Body_Bottom Surface_CH 138_0mm_Aux**

Communication System: WLAN 5G; Frequency: 5690 MHz; Duty cycle= 1:1.028

Medium parameters used: $f = 5690$ MHz; $\sigma = 5.177$ S/m; $\epsilon_r = 35.442$; $\rho = 1000$ kg/m³

Phantom section: Flat Section

Ambient temperature: 21.9°C; Liquid temperature: 21.8°C

DASY5 Configuration:

- Probe: EX3DV4 - SN7642; ConvF(5.15, 5.15, 5.15) @ 5690 MHz; Calibrated: 2022/3/2
- Sensor-Surface: 2mm (Mechanical Surface Detection)
- Electronics: DAE4 Sn679; Calibrated: 2021/6/1
- Phantom: ELI
- DASY52 52.10.4(1527); SEMCAD X 14.6.14(7483)

Area Scan (71x121x1): Interpolated grid: dx=10 mm, dy=10 mm

Maximum value of SAR (interpolated) = 0.933 W/kg

Zoom Scan (7x7x12)/Cube 0: Measurement grid: dx=4mm, dy=4mm, dz=2mm

Reference Value = 3.191 V/m; Power Drift = 0.06 dB

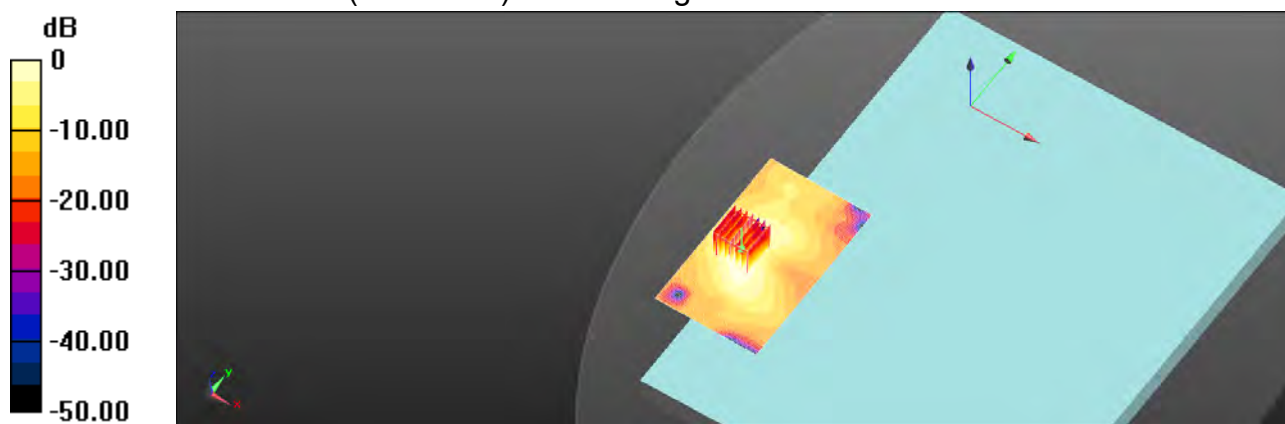
Peak SAR (extrapolated) = 1.95 W/kg

SAR(1 g) = 0.527 W/kg; SAR(10 g) = 0.180 W/kg

Smallest distance from peaks to all points 3 dB below = 7.4 mm

Ratio of SAR at M2 to SAR at M1 = 56.7%

Maximum value of SAR (measured) = 1.02 W/kg



0 dB = 1.02 W/kg = 0.09 dBW/kg

Unless otherwise stated the results shown in this test report refer only to the sample(s) tested and such sample(s) are retained for 90 days only.
除非另有說明，此報告結果僅對測試之樣品負責，同時此樣品僅保留90天。本報告未經本公司書面許可，不可部份複製。

This document is issued by the Company subject to its General Conditions of Service printed overleaf, available on request or accessible at <http://www.sgs.com.tw/Terms-and-Conditions> and for electronic format documents, subject to Terms and Conditions for Electronic Documents at <http://www.sgs.com.tw/Terms-and-Conditions>. Attention is drawn to the limitation of liability, indemnification and jurisdiction issues defined therein. Any holder of this document is advised that information contained hereon reflects the Company's findings at the time of its intervention only and within the limits of Client's instructions, if any. The Company's sole responsibility is to its Client and this document does not exonerate parties to a transaction from exercising all their rights and obligations under the transaction documents. This document cannot be reproduced except in full, without prior written approval of the Company. Any unauthorized alteration, forgery or falsification of the content or appearance of this document is unlawful and offenders may be prosecuted to the fullest extent of the law.

SGS Taiwan Ltd.

No.134,Wu Kung Road, New Taipei Industrial Park, Wuku District, New Taipei City, Taiwan/新北市五股區新北產業園區五工路 134 號

台灣檢驗科技股份有限公司

t (886-2) 2299-3279

f (886-2) 2298-0488

www.sgs.com.tw

Member of SGS Group

Date: 2022/4/21

Report No. : TESA2204000033EN**WLAN 802.11ac(80M) 5.8G_Body_Bottom Surface_CH 155_0mm_Aux**

Communication System: WLAN 5G; Frequency: 5775 MHz; Duty cycle= 1:1.028

Medium parameters used: $f = 5775$ MHz; $\sigma = 5.273$ S/m; $\epsilon_r = 35.147$; $\rho = 1000$ kg/m³

Phantom section: Flat Section

Ambient temperature: 21.7°C; Liquid temperature: 21.6°C

DASY5 Configuration:

- Probe: EX3DV4 - SN7642; ConvF(5.15, 5.15, 5.15) @ 5775 MHz; Calibrated: 2022/3/2
- Sensor-Surface: 2mm (Mechanical Surface Detection)
- Electronics: DAE4 Sn679; Calibrated: 2021/6/1
- Phantom: ELI
- DASY52 52.10.4(1527); SEMCAD X 14.6.14(7483)

Area Scan (71x121x1): Interpolated grid: dx=10 mm, dy=10 mm

Maximum value of SAR (interpolated) = 0.958 W/kg

Zoom Scan (7x7x12)/Cube 0: Measurement grid: dx=4mm, dy=4mm, dz=2mm

Reference Value = 3.267 V/m; Power Drift = 0.06 dB


Peak SAR (extrapolated) = 2.03 W/kg

SAR(1 g) = 0.539 W/kg; SAR(10 g) = 0.184 W/kg

Smallest distance from peaks to all points 3 dB below = 7.4 mm

Ratio of SAR at M2 to SAR at M1 = 56.1%

Maximum value of SAR (measured) = 1.03 W/kg



0 dB = 1.03 W/kg = 0.13 dBW/kg

Unless otherwise stated the results shown in this test report refer only to the sample(s) tested and such sample(s) are retained for 90 days only.
除非另有說明，此報告結果僅對測試之樣品負責，同時此樣品僅保留90天。本報告未經本公司書面許可，不可部份複製。

This document is issued by the Company subject to its General Conditions of Service printed overleaf, available on request or accessible at <http://www.sgs.com.tw/Terms-and-Conditions> and for electronic format documents, subject to Terms and Conditions for Electronic Documents at <http://www.sgs.com.tw/Terms-and-Conditions>. Attention is drawn to the limitation of liability, indemnification and jurisdiction issues defined therein. Any holder of this document is advised that information contained hereon reflects the Company's findings at the time of its intervention only and within the limits of Client's instructions, if any. The Company's sole responsibility is to its Client and this document does not exonerate parties to a transaction from exercising all their rights and obligations under the transaction documents. This document cannot be reproduced except in full, without prior written approval of the Company. Any unauthorized alteration, forgery or falsification of the content or appearance of this document is unlawful and offenders may be prosecuted to the fullest extent of the law.

SGS Taiwan Ltd.

No.134,Wu Kung Road, New Taipei Industrial Park, Wuku District, New Taipei City, Taiwan/新北市五股區新北產業園區五工路 134 號

台灣檢驗科技股份有限公司

t (886-2) 2299-3279

f (886-2) 2298-0488

www.sgs.com.tw

Member of SGS Group

Date: 2022/4/18

Report No. : TESA2204000033EN**WLAN 802.11b_Body_Back Surface_CH 11_0mm_Main**

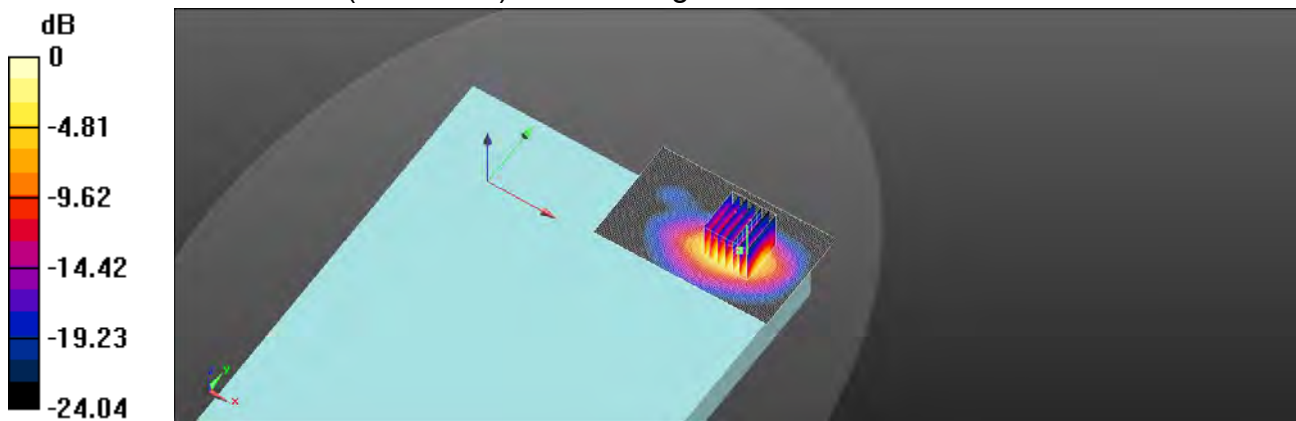
Communication System: WLAN 2.45G; Frequency: 2462 MHz; Duty cycle= 1:1.017

Medium parameters used: $f = 2462 \text{ MHz}$; $\sigma = 1.811 \text{ S/m}$; $\epsilon_r = 39.118$; $\rho = 1000 \text{ kg/m}^3$

Phantom section: Flat Section

Ambient temperature: 22.1°C ; Liquid temperature: 21.9°C **DASY5 Configuration:**

- Probe: EX3DV4 - SN7642; ConvF(8.12, 8.12, 8.12) @ 2462 MHz; Calibrated: 2022/3/2
- Sensor-Surface: 2mm (Mechanical Surface Detection)
- Electronics: DAE4 Sn679; Calibrated: 2021/6/1
- Phantom: ELI
- DASY52 52.10.4(1527); SEMCAD X 14.6.14(7483)

Area Scan (101x61x1): Interpolated grid: $dx=12 \text{ mm}$, $dy=12 \text{ mm}$ Maximum value of SAR (interpolated) = 2.63 W/kg **Zoom Scan (7x7x7)/Cube 0:** Measurement grid: $dx=5\text{mm}$, $dy=5\text{mm}$, $dz=5\text{mm}$ Reference Value = 4.519 V/m ; Power Drift = 0.04 dB Peak SAR (extrapolated) = 3.03 W/kg **SAR(1 g) = 1.15 W/kg ; SAR(10 g) = 0.524 W/kg** Smallest distance from peaks to all points 3 dB below = 5.4 mm Ratio of SAR at M2 to SAR at M1 = 46.3% Maximum value of SAR (measured) = 1.88 W/kg 

Unless otherwise stated the results shown in this test report refer only to the sample(s) tested and such sample(s) are retained for 90 days only.
除非另有說明，此報告結果僅對測試之樣品負責，同時此樣品僅保留90天。本報告未經本公司書面許可，不可部份複製。

This document is issued by the Company subject to its General Conditions of Service printed overleaf, available on request or accessible at <http://www.sgs.com.tw/Terms-and-Conditions> and for electronic format documents, subject to Terms and Conditions for Electronic Documents at <http://www.sgs.com.tw/Terms-and-Conditions>. Attention is drawn to the limitation of liability, indemnification and jurisdiction issues defined therein. Any holder of this document is advised that information contained hereon reflects the Company's findings at the time of its intervention only and within the limits of Client's instructions, if any. The Company's sole responsibility is to its Client and this document does not exonerate parties to a transaction from exercising all their rights and obligations under the transaction documents. This document cannot be reproduced except in full, without prior written approval of the Company. Any unauthorized alteration, forgery or falsification of the content or appearance of this document is unlawful and offenders may be prosecuted to the fullest extent of the law.

SGS Taiwan Ltd.

No.134,Wu Kung Road, New Taipei Industrial Park, Wuku District, New Taipei City, Taiwan/新北市五股區新北產業園區五工路 134 號

台灣檢驗科技股份有限公司

t (886-2) 2299-3279

f (886-2) 2298-0488

www.sgs.com.tw

Member of SGS Group

Date: 2022/4/19

Report No. : TESA2204000033EN**WLAN 802.11ac(160M) 5.2G_Body_Back Surface_CH 50_0mm_Main**

Communication System: WLAN 5G; Frequency: 5250 MHz; Duty cycle= 1:1.028

Medium parameters used: $f = 5250$ MHz; $\sigma = 4.652$ S/m; $\epsilon_r = 36.181$; $\rho = 1000$ kg/m³

Phantom section: Flat Section

Ambient temperature: 22.3°C; Liquid temperature: 22.1°C

DASY5 Configuration:

- Probe: EX3DV4 - SN7642; ConvF(5.69, 5.69, 5.69) @ 5250 MHz; Calibrated: 2022/3/2
- Sensor-Surface: 2mm (Mechanical Surface Detection)
- Electronics: DAE4 Sn679; Calibrated: 2021/6/1
- Phantom: ELI
- DASY52 52.10.4(1527); SEMCAD X 14.6.14(7483)

Area Scan (121x71x1): Interpolated grid: dx=10 mm, dy=10 mm

Maximum value of SAR (interpolated) = 1.74 W/kg

Zoom Scan (7x7x12)/Cube 0: Measurement grid: dx=4mm, dy=4mm, dz=2mm

Reference Value = 3.617 V/m; Power Drift = 0.08 dB


Peak SAR (extrapolated) = 3.13 W/kg

SAR(1 g) = 0.804 W/kg; SAR(10 g) = 0.229 W/kg

Smallest distance from peaks to all points 3 dB below = 5.8 mm

Ratio of SAR at M2 to SAR at M1 = 58.3%

Maximum value of SAR (measured) = 1.61 W/kg



0 dB = 1.61 W/kg = 2.07 dBW/kg

Unless otherwise stated the results shown in this test report refer only to the sample(s) tested and such sample(s) are retained for 90 days only.
除非另有說明，此報告結果僅對測試之樣品負責，同時此樣品僅保留90天。本報告未經本公司書面許可，不可部份複製。

This document is issued by the Company subject to its General Conditions of Service printed overleaf, available on request or accessible at <http://www.sgs.com.tw/Terms-and-Conditions> and for electronic format documents, subject to Terms and Conditions for Electronic Documents at <http://www.sgs.com.tw/Terms-and-Conditions>. Attention is drawn to the limitation of liability, indemnification and jurisdiction issues defined therein. Any holder of this document is advised that information contained hereon reflects the Company's findings at the time of its intervention only and within the limits of Client's instructions, if any. The Company's sole responsibility is to its Client and this document does not exonerate parties to a transaction from exercising all their rights and obligations under the transaction documents. This document cannot be reproduced except in full, without prior written approval of the Company. Any unauthorized alteration, forgery or falsification of the content or appearance of this document is unlawful and offenders may be prosecuted to the fullest extent of the law.

SGS Taiwan Ltd.

No.134,Wu Kung Road, New Taipei Industrial Park, Wuku District, New Taipei City, Taiwan/新北市五股區新北產業園區五工路 134 號

台灣檢驗科技股份有限公司

t (886-2) 2299-3279

f (886-2) 2298-0488

www.sgs.com.tw

Member of SGS Group

Date: 2022/4/19

Report No. : TESA2204000033EN**WLAN 802.11ac(80M) 5.3G_Body_Back Surface_CH 58_0mm_Main**

Communication System: WLAN 5G; Frequency: 5290 MHz; Duty cycle= 1:1.028

Medium parameters used: $f = 5290$ MHz; $\sigma = 4.708$ S/m; $\epsilon_r = 36.054$; $\rho = 1000$ kg/m³

Phantom section: Flat Section

Ambient temperature: 22.3°C; Liquid temperature: 22.1°C

DASY5 Configuration:

- Probe: EX3DV4 - SN7642; ConvF(5.69, 5.69, 5.69) @ 5290 MHz; Calibrated: 2022/3/2
- Sensor-Surface: 2mm (Mechanical Surface Detection)
- Electronics: DAE4 Sn679; Calibrated: 2021/6/1
- Phantom: ELI
- DASY52 52.10.4(1527); SEMCAD X 14.6.14(7483)

Area Scan (121x71x1): Interpolated grid: dx=10 mm, dy=10 mm

Maximum value of SAR (interpolated) = 1.43 W/kg

Zoom Scan (7x7x12)/Cube 0: Measurement grid: dx=4mm, dy=4mm, dz=2mm

Reference Value = 3.108 V/m; Power Drift = 0.07 dB

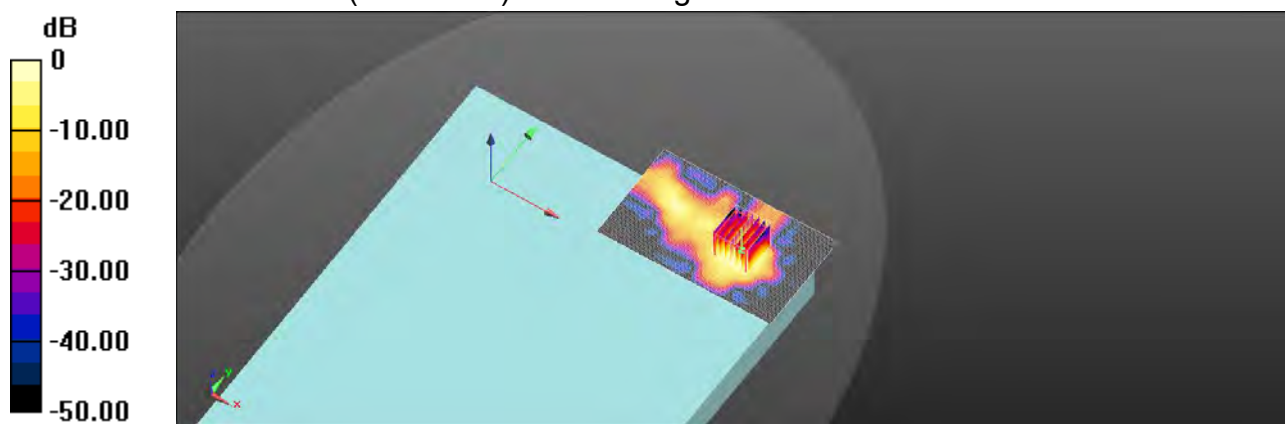
Peak SAR (extrapolated) = 2.69 W/kg

SAR(1 g) = 0.687 W/kg; SAR(10 g) = 0.193 W/kg

Smallest distance from peaks to all points 3 dB below = 6.4 mm

Ratio of SAR at M2 to SAR at M1 = 58%

Maximum value of SAR (measured) = 1.42 W/kg



0 dB = 1.42 W/kg = 1.52 dBW/kg

Unless otherwise stated the results shown in this test report refer only to the sample(s) tested and such sample(s) are retained for 90 days only.
除非另有說明，此報告結果僅對測試之樣品負責，同時此樣品僅保留90天。本報告未經本公司書面許可，不可部份複製。

This document is issued by the Company subject to its General Conditions of Service printed overleaf, available on request or accessible at <http://www.sgs.com.tw/Terms-and-Conditions> and for electronic format documents, subject to Terms and Conditions for Electronic Documents at <http://www.sgs.com.tw/Terms-and-Conditions>. Attention is drawn to the limitation of liability, indemnification and jurisdiction issues defined therein. Any holder of this document is advised that information contained hereon reflects the Company's findings at the time of its intervention only and within the limits of Client's instructions, if any. The Company's sole responsibility is to its Client and this document does not exonerate parties to a transaction from exercising all their rights and obligations under the transaction documents. This document cannot be reproduced except in full, without prior written approval of the Company. Any unauthorized alteration, forgery or falsification of the content or appearance of this document is unlawful and offenders may be prosecuted to the fullest extent of the law.

SGS Taiwan Ltd.

No.134,Wu Kung Road, New Taipei Industrial Park, Wuku District, New Taipei City, Taiwan/新北市五股區新北產業園區五工路 134 號

台灣檢驗科技股份有限公司

t (886-2) 2299-3279

f (886-2) 2298-0488

www.sgs.com.tw

Member of SGS Group

Date: 2022/4/20

Report No. : TESA2204000033EN**WLAN 802.11ac(160M) 5.6G_Body_Back Surface_CH 114_0mm_Main**

Communication System: WLAN 5G; Frequency: 5570 MHz; Duty cycle= 1:1.028

Medium parameters used: $f = 5570$ MHz; $\sigma = 5.04$ S/m; $\epsilon_r = 35.702$; $\rho = 1000$ kg/m³

Phantom section: Flat Section

Ambient temperature: 21.9°C; Liquid temperature: 21.8°C

DASY5 Configuration:

- Probe: EX3DV4 - SN7642; ConvF(5.05, 5.05, 5.05) @ 5570 MHz; Calibrated: 2022/3/2
- Sensor-Surface: 2mm (Mechanical Surface Detection)
- Electronics: DAE4 Sn679; Calibrated: 2021/6/1
- Phantom: ELI
- DASY52 52.10.4(1527); SEMCAD X 14.6.14(7483)

Area Scan (121x71x1): Interpolated grid: dx=10 mm, dy=10 mm

Maximum value of SAR (interpolated) = 2.26 W/kg

Zoom Scan (7x7x12)/Cube 0: Measurement grid: dx=4mm, dy=4mm, dz=2mm

Reference Value = 4.475 V/m; Power Drift = 0.12 dB

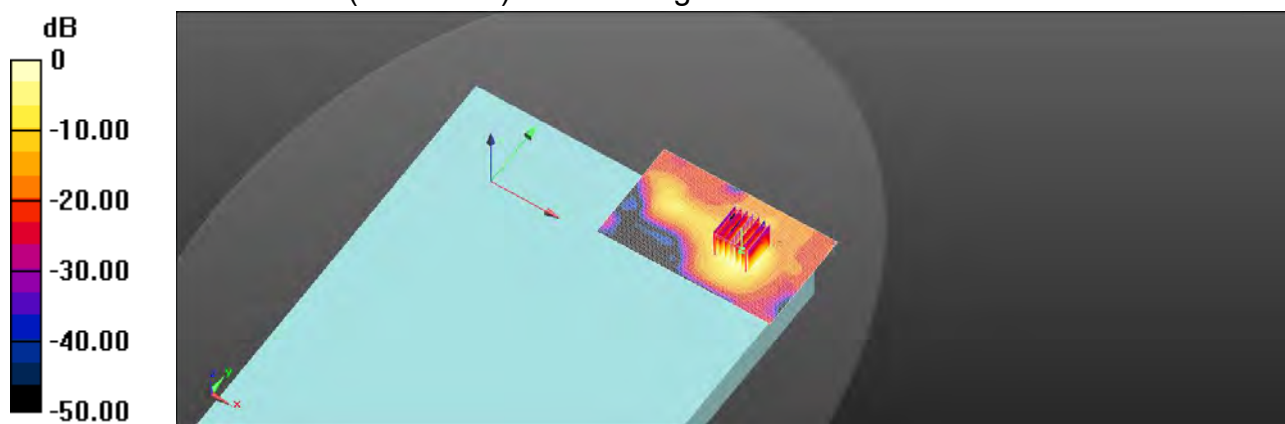
Peak SAR (extrapolated) = 4.51 W/kg

SAR(1 g) = 1.09 W/kg; SAR(10 g) = 0.316 W/kg

Smallest distance from peaks to all points 3 dB below = 6.4 mm

Ratio of SAR at M2 to SAR at M1 = 55%

Maximum value of SAR (measured) = 2.29 W/kg



0 dB = 2.29 W/kg = 3.60 dBW/kg

Unless otherwise stated the results shown in this test report refer only to the sample(s) tested and such sample(s) are retained for 90 days only.
除非另有說明，此報告結果僅對測試之樣品負責，同時此樣品僅保留90天。本報告未經本公司書面許可，不可部份複製。

This document is issued by the Company subject to its General Conditions of Service printed overleaf, available on request or accessible at <http://www.sgs.com.tw/Terms-and-Conditions> and for electronic format documents, subject to Terms and Conditions for Electronic Documents at <http://www.sgs.com.tw/Terms-and-Conditions>. Attention is drawn to the limitation of liability, indemnification and jurisdiction issues defined therein. Any holder of this document is advised that information contained hereon reflects the Company's findings at the time of its intervention only and within the limits of Client's instructions, if any. The Company's sole responsibility is to its Client and this document does not exonerate parties to a transaction from exercising all their rights and obligations under the transaction documents. This document cannot be reproduced except in full, without prior written approval of the Company. Any unauthorized alteration, forgery or falsification of the content or appearance of this document is unlawful and offenders may be prosecuted to the fullest extent of the law.

SGS Taiwan Ltd.

No.134,Wu Kung Road, New Taipei Industrial Park, Wuku District, New Taipei City, Taiwan/新北市五股區新北產業園區五工路 134 號

台灣檢驗科技股份有限公司

t (886-2) 2299-3279

f (886-2) 2298-0488

www.sgs.com.tw

Member of SGS Group

Date: 2022/4/21

Report No. : TESA2204000033EN**WLAN 802.11ac(80M) 5.8G_Body_Back Surface_CH 155_0mm_Main**

Communication System: WLAN 5G; Frequency: 5775 MHz; Duty cycle= 1:1.028

Medium parameters used: $f = 5775$ MHz; $\sigma = 5.273$ S/m; $\epsilon_r = 35.147$; $\rho = 1000$ kg/m³

Phantom section: Flat Section

Ambient temperature: 21.7°C; Liquid temperature: 21.6°C

DASY5 Configuration:

- Probe: EX3DV4 - SN7642; ConvF(5.15, 5.15, 5.15) @ 5775 MHz; Calibrated: 2022/3/2
- Sensor-Surface: 2mm (Mechanical Surface Detection)
- Electronics: DAE4 Sn679; Calibrated: 2021/6/1
- Phantom: ELI
- DASY52 52.10.4(1527); SEMCAD X 14.6.14(7483)

Area Scan (121x71x1): Interpolated grid: dx=10 mm, dy=10 mm

Maximum value of SAR (interpolated) = 2.24 W/kg

Zoom Scan (7x7x12)/Cube 0: Measurement grid: dx=4mm, dy=4mm, dz=2mm

Reference Value = 5.195 V/m; Power Drift = 0.12 dB


Peak SAR (extrapolated) = 4.78 W/kg

SAR(1 g) = 1.14 W/kg; SAR(10 g) = 0.356 W/kg

Smallest distance from peaks to all points 3 dB below = 7.2 mm

Ratio of SAR at M2 to SAR at M1 = 53.5%

Maximum value of SAR (measured) = 2.27 W/kg



0 dB = 2.27 W/kg = 3.56 dBW/kg

Unless otherwise stated the results shown in this test report refer only to the sample(s) tested and such sample(s) are retained for 90 days only.
除非另有說明，此報告結果僅對測試之樣品負責，同時此樣品僅保留90天。本報告未經本公司書面許可，不可部份複製。

This document is issued by the Company subject to its General Conditions of Service printed overleaf, available on request or accessible at <http://www.sgs.com.tw/Terms-and-Conditions> and for electronic format documents, subject to Terms and Conditions for Electronic Documents at <http://www.sgs.com.tw/Terms-and-Conditions>. Attention is drawn to the limitation of liability, indemnification and jurisdiction issues defined therein. Any holder of this document is advised that information contained hereon reflects the Company's findings at the time of its intervention only and within the limits of Client's instructions, if any. The Company's sole responsibility is to its Client and this document does not exonerate parties to a transaction from exercising all their rights and obligations under the transaction documents. This document cannot be reproduced except in full, without prior written approval of the Company. Any unauthorized alteration, forgery or falsification of the content or appearance of this document is unlawful and offenders may be prosecuted to the fullest extent of the law.

SGS Taiwan Ltd.

No.134,Wu Kung Road, New Taipei Industrial Park, Wuku District, New Taipei City, Taiwan/新北市五股區新北產業園區五工路 134 號

台灣檢驗科技股份有限公司

t (886-2) 2299-3279

f (886-2) 2298-0488

www.sgs.com.tw

Member of SGS Group

Date: 2022/4/18

Report No. : TESA2204000033EN**WLAN 802.11b_Body_Back Surface_CH 11_0mm_Aux**

Communication System: WLAN 2.45G; Frequency: 2462 MHz; Duty cycle= 1:1.017

Medium parameters used: $f = 2462$ MHz; $\sigma = 1.811$ S/m; $\epsilon_r = 39.118$; $\rho = 1000$ kg/m³

Phantom section: Flat Section

Ambient temperature: 22.1°C; Liquid temperature: 21.9°C

DASY5 Configuration:

- Probe: EX3DV4 - SN7642; ConvF(8.12, 8.12, 8.12) @ 2462 MHz; Calibrated: 2022/3/2
- Sensor-Surface: 2mm (Mechanical Surface Detection)
- Electronics: DAE4 Sn679; Calibrated: 2021/6/1
- Phantom: ELI
- DASY52 52.10.4(1527); SEMCAD X 14.6.14(7483)

Area Scan (61x101x1): Interpolated grid: dx=12 mm, dy=12 mm

Maximum value of SAR (interpolated) = 1.91 W/kg

Zoom Scan (7x7x7)/Cube 0: Measurement grid: dx=5mm, dy=5mm, dz=5mm

Reference Value = 4.604 V/m; Power Drift = 0.07 dB

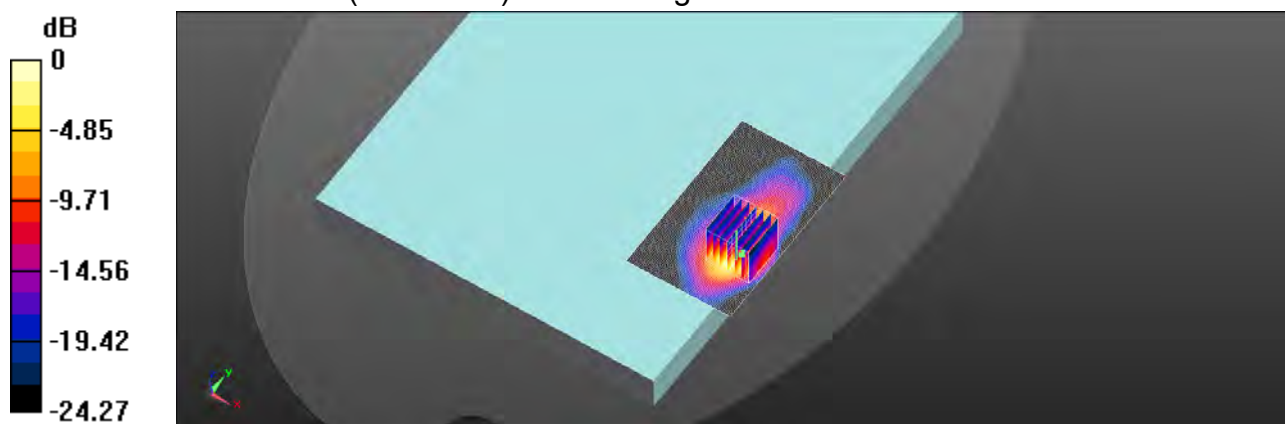
Peak SAR (extrapolated) = 3.05 W/kg

SAR(1 g) = 1.03 W/kg; SAR(10 g) = 0.437 W/kg

Smallest distance from peaks to all points 3 dB below = 6.3 mm

Ratio of SAR at M2 to SAR at M1 = 44.4%

Maximum value of SAR (measured) = 1.90 W/kg



0 dB = 1.90 W/kg = 2.79 dBW/kg

Unless otherwise stated the results shown in this test report refer only to the sample(s) tested and such sample(s) are retained for 90 days only.
除非另有說明，此報告結果僅對測試之樣品負責，同時此樣品僅保留90天。本報告未經本公司書面許可，不可部份複製。

This document is issued by the Company subject to its General Conditions of Service printed overleaf, available on request or accessible at <http://www.sgs.com.tw/Terms-and-Conditions> and for electronic format documents, subject to Terms and Conditions for Electronic Documents at <http://www.sgs.com.tw/Terms-and-Conditions>. Attention is drawn to the limitation of liability, indemnification and jurisdiction issues defined therein. Any holder of this document is advised that information contained hereon reflects the Company's findings at the time of its intervention only and within the limits of Client's instructions, if any. The Company's sole responsibility is to its Client and this document does not exonerate parties to a transaction from exercising all their rights and obligations under the transaction documents. This document cannot be reproduced except in full, without prior written approval of the Company. Any unauthorized alteration, forgery or falsification of the content or appearance of this document is unlawful and offenders may be prosecuted to the fullest extent of the law.

SGS Taiwan Ltd.

No.134,Wu Kung Road, New Taipei Industrial Park, Wuku District, New Taipei City, Taiwan/新北市五股區新北產業園區五工路 134 號

台灣檢驗科技股份有限公司

t (886-2) 2299-3279

f (886-2) 2298-0488

www.sgs.com.tw

Member of SGS Group

Date: 2022/4/18

Report No. : TESA2204000033EN**Bluetooth(GFSK)_Body_Back Surface_CH 78_0mm**

Communication System: Bluetooth; Frequency: 2480 MHz; Duty cycle= 1:1.323

Medium parameters used: $f = 2480$ MHz; $\sigma = 1.829$ S/m; $\epsilon_r = 39.084$; $\rho = 1000$ kg/m³

Phantom section: Flat Section

Ambient temperature: 22.1°C; Liquid temperature: 21.9°C

DASY5 Configuration:

- Probe: EX3DV4 - SN7642; ConvF(8.12, 8.12, 8.12) @ 2480 MHz; Calibrated: 2022/3/2
- Sensor-Surface: 2mm (Mechanical Surface Detection)
- Electronics: DAE4 Sn679; Calibrated: 2021/6/1
- Phantom: ELI
- DASY52 52.10.4(1527); SEMCAD X 14.6.14(7483)

Area Scan (61x101x1): Interpolated grid: dx=12 mm, dy=12 mm

Maximum value of SAR (interpolated) = 0.524 W/kg

Zoom Scan (7x7x7)/Cube 0: Measurement grid: dx=5mm, dy=5mm, dz=5mm

Reference Value = 1.909 V/m; Power Drift = 0.17 dB

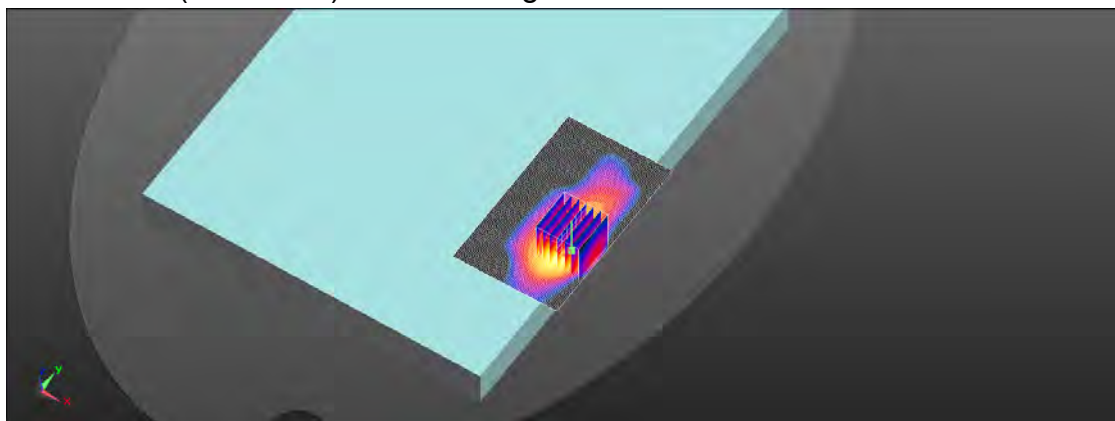
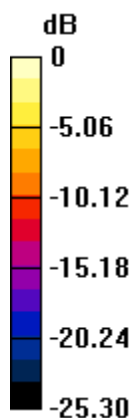
Peak SAR (extrapolated) = 0.791 W/kg

SAR(1 g) = 0.272 W/kg; SAR(10 g) = 0.117 W/kg

Smallest distance from peaks to all points 3 dB below = 6.4 mm

Ratio of SAR at M2 to SAR at M1 = 44%

Maximum value of SAR (measured) = 0.471 W/kg



0 dB = 0.471 W/kg = -3.27 dBW/kg

Unless otherwise stated the results shown in this test report refer only to the sample(s) tested and such sample(s) are retained for 90 days only.
除非另有說明，此報告結果僅對測試之樣品負責，同時此樣品僅保留90天。本報告未經本公司書面許可，不可部份複製。

This document is issued by the Company subject to its General Conditions of Service printed overleaf, available on request or accessible at <http://www.sgs.com.tw/Terms-and-Conditions> and for electronic format documents, subject to Terms and Conditions for Electronic Documents at <http://www.sgs.com.tw/Terms-and-Conditions>. Attention is drawn to the limitation of liability, indemnification and jurisdiction issues defined therein. Any holder of this document is advised that information contained hereon reflects the Company's findings at the time of its intervention only and within the limits of Client's instructions, if any. The Company's sole responsibility is to its Client and this document does not exonerate parties to a transaction from exercising all their rights and obligations under the transaction documents. This document cannot be reproduced except in full, without prior written approval of the Company. Any unauthorized alteration, forgery or falsification of the content or appearance of this document is unlawful and offenders may be prosecuted to the fullest extent of the law.

SGS Taiwan Ltd.

No.134,Wu Kung Road, New Taipei Industrial Park, Wuku District, New Taipei City, Taiwan/新北市五股區新北產業園區五工路 134 號

台灣檢驗科技股份有限公司

t (886-2) 2299-3279

f (886-2) 2298-0488

www.sgs.com.tw

Member of SGS Group

Date: 2022/4/19

Report No. : TESA2204000033EN**WLAN 802.11ac(160M) 5.2G_Body_Back Surface_CH 50_0mm_Aux**

Communication System: WLAN 5G; Frequency: 5250 MHz; Duty cycle= 1:1.028

Medium parameters used: $f = 5250$ MHz; $\sigma = 4.652$ S/m; $\epsilon_r = 36.181$; $\rho = 1000$ kg/m³

Phantom section: Flat Section

Ambient temperature: 22.3°C; Liquid temperature: 22.1°C

DASY5 Configuration:

- Probe: EX3DV4 - SN7642; ConvF(5.69, 5.69, 5.69) @ 5250 MHz; Calibrated: 2022/3/2
- Sensor-Surface: 2mm (Mechanical Surface Detection)
- Electronics: DAE4 Sn679; Calibrated: 2021/6/1
- Phantom: ELI
- DASY52 52.10.4(1527); SEMCAD X 14.6.14(7483)

Area Scan (71x121x1): Interpolated grid: dx=10 mm, dy=10 mm

Maximum value of SAR (interpolated) = 2.28 W/kg

Zoom Scan (7x7x12)/Cube 0: Measurement grid: dx=4mm, dy=4mm, dz=2mm

Reference Value = 4.351 V/m; Power Drift = 0.09 dB

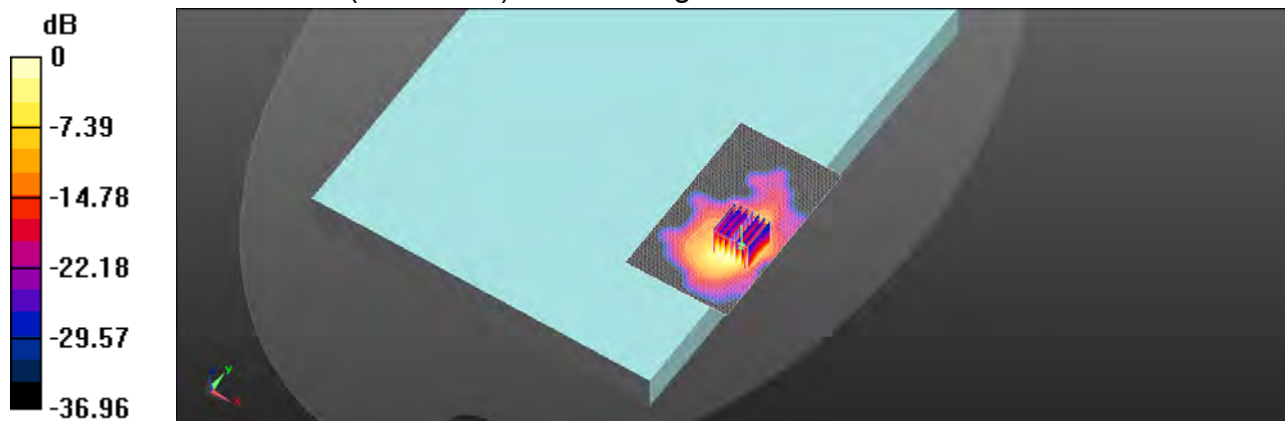
Peak SAR (extrapolated) = 4.77 W/kg

SAR(1 g) = 1.06 W/kg; SAR(10 g) = 0.314 W/kg

Smallest distance from peaks to all points 3 dB below = 5.1 mm

Ratio of SAR at M2 to SAR at M1 = 54%

Maximum value of SAR (measured) = 2.34 W/kg



0 dB = 2.34 W/kg = 3.69 dBW/kg

Unless otherwise stated the results shown in this test report refer only to the sample(s) tested and such sample(s) are retained for 90 days only.
除非另有說明，此報告結果僅對測試之樣品負責，同時此樣品僅保留90天。本報告未經本公司書面許可，不可部份複製。

This document is issued by the Company subject to its General Conditions of Service printed overleaf, available on request or accessible at <http://www.sgs.com.tw/Terms-and-Conditions> and for electronic format documents, subject to Terms and Conditions for Electronic Documents at <http://www.sgs.com.tw/Terms-and-Conditions>. Attention is drawn to the limitation of liability, indemnification and jurisdiction issues defined therein. Any holder of this document is advised that information contained hereon reflects the Company's findings at the time of its intervention only and within the limits of Client's instructions, if any. The Company's sole responsibility is to its Client and this document does not exonerate parties to a transaction from exercising all their rights and obligations under the transaction documents. This document cannot be reproduced except in full, without prior written approval of the Company. Any unauthorized alteration, forgery or falsification of the content or appearance of this document is unlawful and offenders may be prosecuted to the fullest extent of the law.

SGS Taiwan Ltd.

No.134,Wu Kung Road, New Taipei Industrial Park, Wuku District, New Taipei City, Taiwan/新北市五股區新北產業園區五工路 134 號

台灣檢驗科技股份有限公司

t (886-2) 2299-3279

f (886-2) 2298-0488

www.sgs.com.tw

Member of SGS Group

Date: 2022/4/19

Report No. : TESA2204000033EN**WLAN 802.11ac(80M) 5.3G_Body_Back Surface_CH 58_0mm_Aux**

Communication System: WLAN 5G; Frequency: 5290 MHz; Duty cycle= 1:1.028

Medium parameters used: $f = 5290$ MHz; $\sigma = 4.708$ S/m; $\epsilon_r = 36.054$; $\rho = 1000$ kg/m³

Phantom section: Flat Section

Ambient temperature: 22.3°C; Liquid temperature: 22.1°C

DASY5 Configuration:

- Probe: EX3DV4 - SN7642; ConvF(5.69, 5.69, 5.69) @ 5290 MHz; Calibrated: 2022/3/2
- Sensor-Surface: 2mm (Mechanical Surface Detection)
- Electronics: DAE4 Sn679; Calibrated: 2021/6/1
- Phantom: ELI
- DASY52 52.10.4(1527); SEMCAD X 14.6.14(7483)

Area Scan (71x121x1): Interpolated grid: dx=10 mm, dy=10 mm

Maximum value of SAR (interpolated) = 2.05 W/kg

Zoom Scan (7x7x12)/Cube 0: Measurement grid: dx=4mm, dy=4mm, dz=2mm

Reference Value = 3.928 V/m; Power Drift = 0.15 dB

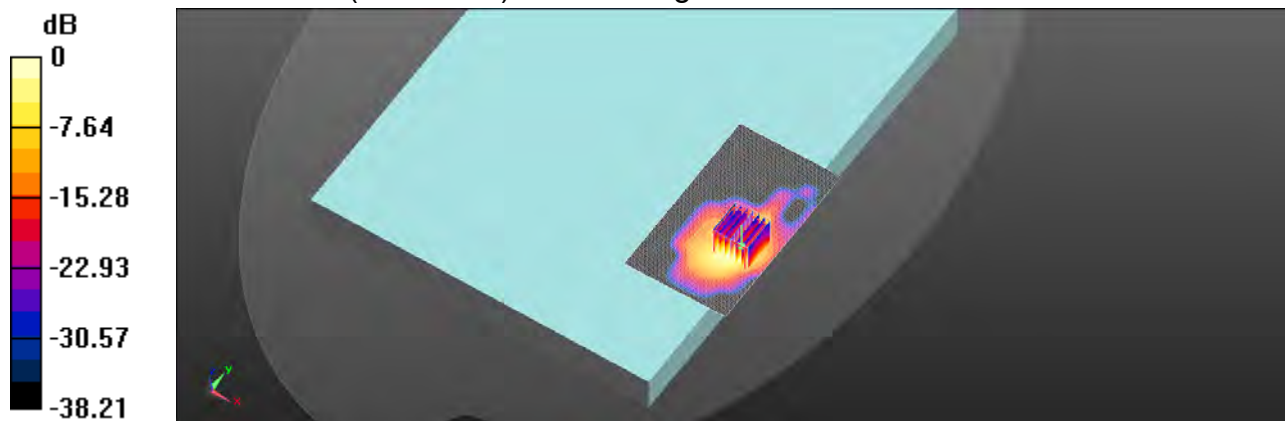
Peak SAR (extrapolated) = 4.34 W/kg

SAR(1 g) = 0.968 W/kg; SAR(10 g) = 0.281 W/kg

Smallest distance from peaks to all points 3 dB below = 5.4 mm

Ratio of SAR at M2 to SAR at M1 = 53.6%

Maximum value of SAR (measured) = 2.11 W/kg



0 dB = 2.11 W/kg = 3.24 dBW/kg

Unless otherwise stated the results shown in this test report refer only to the sample(s) tested and such sample(s) are retained for 90 days only.
除非另有說明，此報告結果僅對測試之樣品負責，同時此樣品僅保留90天。本報告未經本公司書面許可，不可部份複製。

This document is issued by the Company subject to its General Conditions of Service printed overleaf, available on request or accessible at <http://www.sgs.com.tw/Terms-and-Conditions> and for electronic format documents, subject to Terms and Conditions for Electronic Documents at <http://www.sgs.com.tw/Terms-and-Conditions>. Attention is drawn to the limitation of liability, indemnification and jurisdiction issues defined therein. Any holder of this document is advised that information contained hereon reflects the Company's findings at the time of its intervention only and within the limits of Client's instructions, if any. The Company's sole responsibility is to its Client and this document does not exonerate parties to a transaction from exercising all their rights and obligations under the transaction documents. This document cannot be reproduced except in full, without prior written approval of the Company. Any unauthorized alteration, forgery or falsification of the content or appearance of this document is unlawful and offenders may be prosecuted to the fullest extent of the law.

SGS Taiwan Ltd.

No.134,Wu Kung Road, New Taipei Industrial Park, Wuku District, New Taipei City, Taiwan/新北市五股區新北產業園區五工路 134 號

台灣檢驗科技股份有限公司

t (886-2) 2299-3279

f (886-2) 2298-0488

www.sgs.com.tw

Member of SGS Group

Date: 2022/4/20

Report No. :TESA2204000033EN
WLAN 802.11ac(160M) 5.6G_Body_Back Surface_CH 114_0mm_Aux

Communication System: WLAN 5G; Frequency: 5570 MHz; Duty cycle= 1:1.028

Medium parameters used: $f = 5570 \text{ MHz}$; $\sigma = 5.04 \text{ S/m}$; $\epsilon_r = 35.702$; $\rho = 1000 \text{ kg/m}^3$

Phantom section: Flat Section

Ambient temperature: 21.9°C; Liquid temperature: 21.8°C

DASY5 Configuration:

- Probe: EX3DV4 - SN7642; ConvF(5.05, 5.05, 5.05) @ 5570 MHz; Calibrated: 2022/3/2
- Sensor-Surface: 2mm (Mechanical Surface Detection)
- Electronics: DAE4 Sn679; Calibrated: 2021/6/1
- Phantom: ELI
- DASY52 52.10.4(1527); SEMCAD X 14.6.14(7483)

Area Scan (71x121x1): Interpolated grid: $dx=10 \text{ mm}$, $dy=10 \text{ mm}$

Maximum value of SAR (interpolated) = 2.23 W/kg

Zoom Scan (7x7x12)/Cube 0: Measurement grid: $dx=4\text{mm}$, $dy=4\text{mm}$, $dz=2\text{mm}$

Reference Value = 4.814 V/m; Power Drift = 0.07 dB

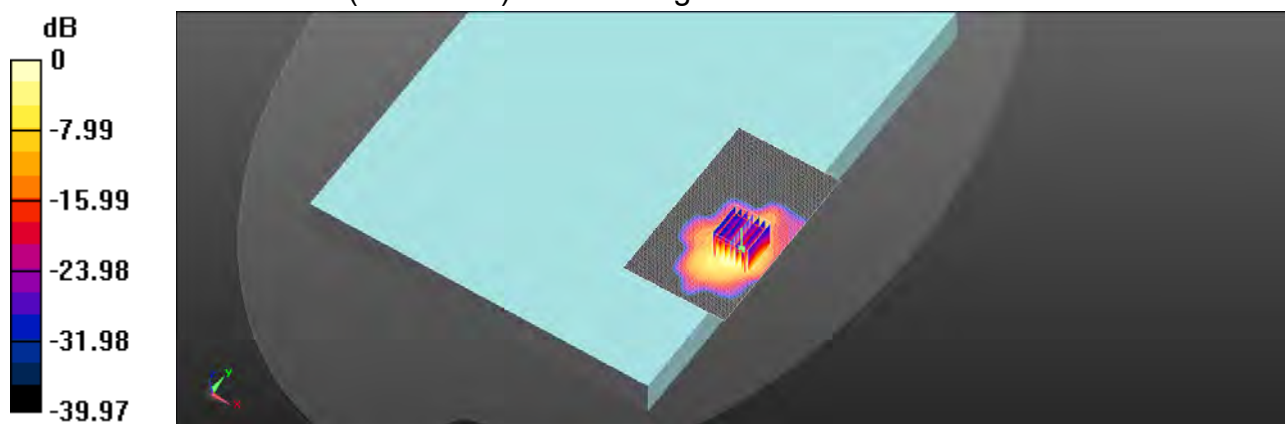
Peak SAR (extrapolated) = 5.16 W/kg

SAR(1 g) = 1.09 W/kg; SAR(10 g) = 0.308 W/kg

Smallest distance from peaks to all points 3 dB below = 4.9 mm

Ratio of SAR at M2 to SAR at M1 = 50.9%

Maximum value of SAR (measured) = 2.29 W/kg



0 dB = 2.29 W/kg = 3.60 dBW/kg

Unless otherwise stated the results shown in this test report refer only to the sample(s) tested and such sample(s) are retained for 90 days only.
除非另有說明，此報告結果僅對測試之樣品負責，同時此樣品僅保留90天。本報告未經本公司書面許可，不可部份複製。

This document is issued by the Company subject to its General Conditions of Service printed overleaf, available on request or accessible at <http://www.sgs.com.tw/Terms-and-Conditions> and for electronic format documents, subject to Terms and Conditions for Electronic Documents at <http://www.sgs.com.tw/Terms-and-Conditions>. Attention is drawn to the limitation of liability, indemnification and jurisdiction issues defined therein. Any holder of this document is advised that information contained hereon reflects the Company's findings at the time of its intervention only and within the limits of Client's instructions, if any. The Company's sole responsibility is to its Client and this document does not exonerate parties to a transaction from exercising all their rights and obligations under the transaction documents. This document cannot be reproduced except in full, without prior written approval of the Company. Any unauthorized alteration, forgery or falsification of the content or appearance of this document is unlawful and offenders may be prosecuted to the fullest extent of the law.

SGS Taiwan Ltd.

No.134,Wu Kung Road, New Taipei Industrial Park, Wuku District, New Taipei City, Taiwan/新北市五股區新北產業園區五工路 134 號

台灣檢驗科技股份有限公司

t (886-2) 2299-3279

f (886-2) 2298-0488

www.sgs.com.tw

Member of SGS Group

Date: 2022/4/21

Report No. : TESA2204000033EN**WLAN 802.11ac(80M) 5.8G_Body_Back Surface_CH 155_0mm_Aux**

Communication System: WLAN 5G; Frequency: 5775 MHz; Duty cycle= 1:1.028

Medium parameters used: $f = 5775$ MHz; $\sigma = 5.273$ S/m; $\epsilon_r = 35.147$; $\rho = 1000$ kg/m³

Phantom section: Flat Section

Ambient temperature: 21.7°C; Liquid temperature: 21.6°C

DASY5 Configuration:

- Probe: EX3DV4 - SN7642; ConvF(5.15, 5.15, 5.15) @ 5775 MHz; Calibrated: 2022/3/2
- Sensor-Surface: 2mm (Mechanical Surface Detection)
- Electronics: DAE4 Sn679; Calibrated: 2021/6/1
- Phantom: ELI
- DASY52 52.10.4(1527); SEMCAD X 14.6.14(7483)

Area Scan (71x121x1): Interpolated grid: dx=10 mm, dy=10 mm

Maximum value of SAR (interpolated) = 2.04 W/kg

Zoom Scan (7x7x12)/Cube 0: Measurement grid: dx=4mm, dy=4mm, dz=2mm

Reference Value = 5.002 V/m; Power Drift = 0.11 dB

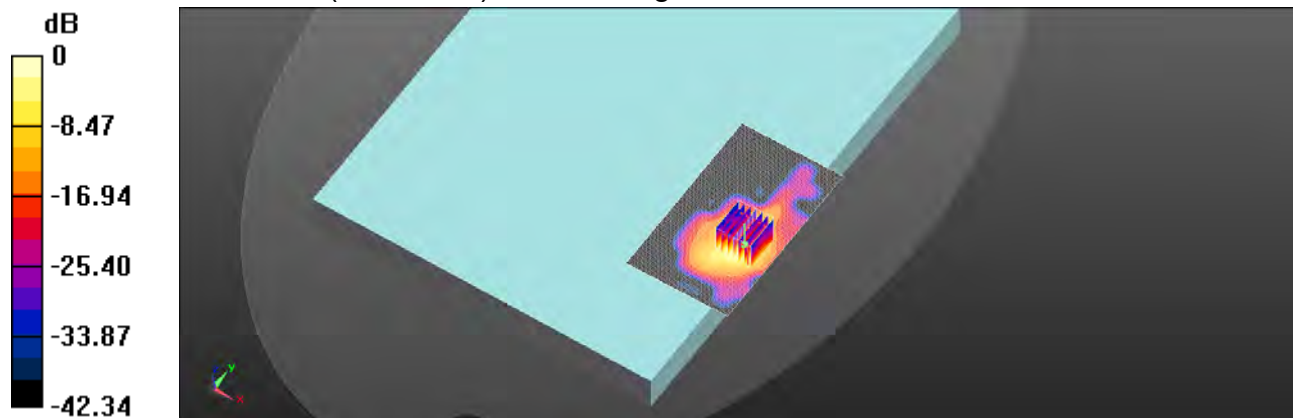
Peak SAR (extrapolated) = 5.10 W/kg

SAR(1 g) = 1.15 W/kg; SAR(10 g) = 0.330 W/kg

Smallest distance from peaks to all points 3 dB below = 4.8 mm

Ratio of SAR at M2 to SAR at M1 = 49.1%

Maximum value of SAR (measured) = 2.16 W/kg



0 dB = 2.16 W/kg = 3.34 dBW/kg

Unless otherwise stated the results shown in this test report refer only to the sample(s) tested and such sample(s) are retained for 90 days only.

除非另有說明，此報告結果僅對測試之樣品負責，同時此樣品僅保留90天。本報告未經本公司書面許可，不可部份複製。

This document is issued by the Company subject to its General Conditions of Service printed overleaf, available on request or accessible at <http://www.sgs.com.tw/Terms-and-Conditions> and for electronic format documents, subject to Terms and Conditions for Electronic Documents at <http://www.sgs.com.tw/Terms-and-Conditions>. Attention is drawn to the limitation of liability, indemnification and jurisdiction issues defined therein. Any holder of this document is advised that information contained hereon reflects the Company's findings at the time of its intervention only and within the limits of Client's instructions, if any. The Company's sole responsibility is to its Client and this document does not exonerate parties to a transaction from exercising all their rights and obligations under the transaction documents. This document cannot be reproduced except in full, without prior written approval of the Company. Any unauthorized alteration, forgery or falsification of the content or appearance of this document is unlawful and offenders may be prosecuted to the fullest extent of the law.

Report No. : TESA2204000033EN

Measurement Report for Flute, Bottom Surface, U-NII-5,
IEEE 802.11ax (160MHz, MCS0, 90pc duty cycle), Channel 47 (6185.0 MHz)_Main

Ambient temperature: 22.1°C; Liquid temperature: 21.7°C

Exposure Conditions

Phantom Section, TSL	Position, Test Distance [mm]	Conversion Factor	TSL Conductivity [S/m]	TSL Permittivity
Flat, HSL	Bottom Surface, 0.00	5.65	5.819	36.002

Hardware Setup


Phantom	Probe, Calibration Date	DAE, Calibration Date
ELI	EX3DV4 - SN7466, 2022-01-26	DAE4 Sn558, 2021-11-23

Scans Setup

	Area Scan	Zoom Scan
Grid Extents [mm]	85.0 x 68.0	22.0 x 22.0 x 22.0
Grid Steps [mm]	8.5 x 8.5	3.4 x 3.4 x 1.4
Sensor Surface [mm]	3.0	1.4

Measurement Results

	Area Scan	Zoom Scan
Date	2022-04-24, 03:41	2022-04-24, 03:51
psSAR1g [W/kg]	0.198	0.210
psSAR8g [W/kg]	0.076	0.080
psSAR10g [W/kg]	0.068	0.070
psPDab (4.0cm2, sq) [W/m2]		1.60
Power Drift [dB]	-0.05	0.01
M2/M1 [%]		55.5
Dist 3dB Peak [mm]		9.2



Unless otherwise stated the results shown in this test report refer only to the sample(s) tested and such sample(s) are retained for 90 days only.

除非另有說明，此報告結果僅對測試之樣品負責，同時此樣品僅保留90天。本報告未經本公司書面許可，不可部份複製。

This document is issued by the Company subject to its General Conditions of Service printed overleaf, available on request or accessible at <http://www.sgs.com.tw/Terms-and-Conditions> and for electronic format documents, subject to Terms and Conditions for Electronic Documents at <http://www.sgs.com.tw/Terms-and-Conditions>. Attention is drawn to the limitation of liability, indemnification and jurisdiction issues defined therein. Any holder of this document is advised that information contained hereon reflects the Company's findings at the time of its intervention only and within the limits of Client's instructions, if any. The Company's sole responsibility is to its Client and this document does not exonerate parties to a transaction from exercising all their rights and obligations under the transaction documents. This document cannot be reproduced except in full, without prior written approval of the Company. Any unauthorized alteration, forgery or falsification of the content or appearance of this document is unlawful and offenders may be prosecuted to the fullest extent of the law.

Report No. :TESA2204000033EN

Measurement Report for Flute, Bottom Surface, U-NII-6,
IEEE 802.11ax (160MHz, MCS0, 90pc duty cycle), Channel 111 (6505.0 MHz)_Main

Ambient temperature: 22.1°C; Liquid temperature: 21.7°C

Exposure Conditions

Phantom Section, TSL	Position, Test Distance [mm]	Conversion Factor	TSL Conductivity [S/m]	TSL Permittivity
Flat, HSL	Bottom Surface, 0.00	5.65	6.208	35.603

Hardware Setup

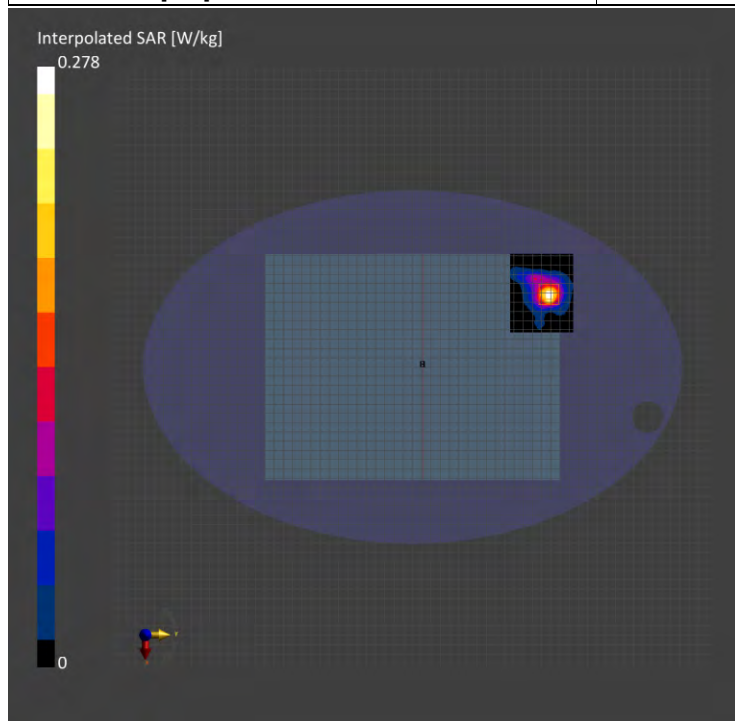
Phantom	Probe, Calibration Date	DAE, Calibration Date
ELI	EX3DV4 - SN7466, 2022-01-26	DAE4 Sn558, 2021-11-23

Scans Setup

	Area Scan	Zoom Scan
Grid Extents [mm]	85.0 x 68.0	22.0 x 22.0 x 22.0
Grid Steps [mm]	8.5 x 8.5	3.4 x 3.4 x 1.4
Sensor Surface [mm]	3.0	1.4

Measurement Results

	Area Scan	Zoom Scan
Date	2022-04-24, 04:07	2022-04-24, 04:17
psSAR1g [W/kg]	0.209	0.231
psSAR8g [W/kg]	0.079	0.086
psSAR10g [W/kg]	0.070	0.075
psPDab (4.0cm2, sq) [W/m2]		1.71
Power Drift [dB]	-0.07	0.06
M2/M1 [%]		53.2
Dist 3dB Peak [mm]		8.5



Unless otherwise stated the results shown in this test report refer only to the sample(s) tested and such sample(s) are retained for 90 days only.

除非另有說明，此報告結果僅對測試之樣品負責，同時此樣品僅保留90天。本報告未經本公司書面許可，不可部份複製。

This document is issued by the Company subject to its General Conditions of Service printed overleaf, available on request or accessible at <http://www.sgs.com.tw/Terms-and-Conditions> and for electronic format documents, subject to Terms and Conditions for Electronic Documents at <http://www.sgs.com.tw/Terms-and-Conditions>. Attention is drawn to the limitation of liability, indemnification and jurisdiction issues defined therein. Any holder of this document is advised that information contained hereon reflects the Company's findings at the time of its intervention only and within the limits of Client's instructions, if any. The Company's sole responsibility is to its Client and this document does not exonerate parties to a transaction from exercising all their rights and obligations under the transaction documents. This document cannot be reproduced except in full, without prior written approval of the Company. Any unauthorized alteration, forgery or falsification of the content or appearance of this document is unlawful and offenders may be prosecuted to the fullest extent of the law.

Report No. :TESA2204000033EN

Measurement Report for Flute, Bottom Surface, U-NII-7,
IEEE 802.11ax (160MHz, MCS0, 90pc duty cycle), Channel 175 (6825.0 MHz)_Main

Ambient temperature: 22.1°C; Liquid temperature: 21.7°C

Exposure Conditions

Phantom Section, TSL	Position, Test Distance [mm]	Conversion Factor	TSL Conductivity [S/m]	TSL Permittivity
Flat, HSL	Bottom Surface, 0.00	5.65	6.592	35.247

Hardware Setup

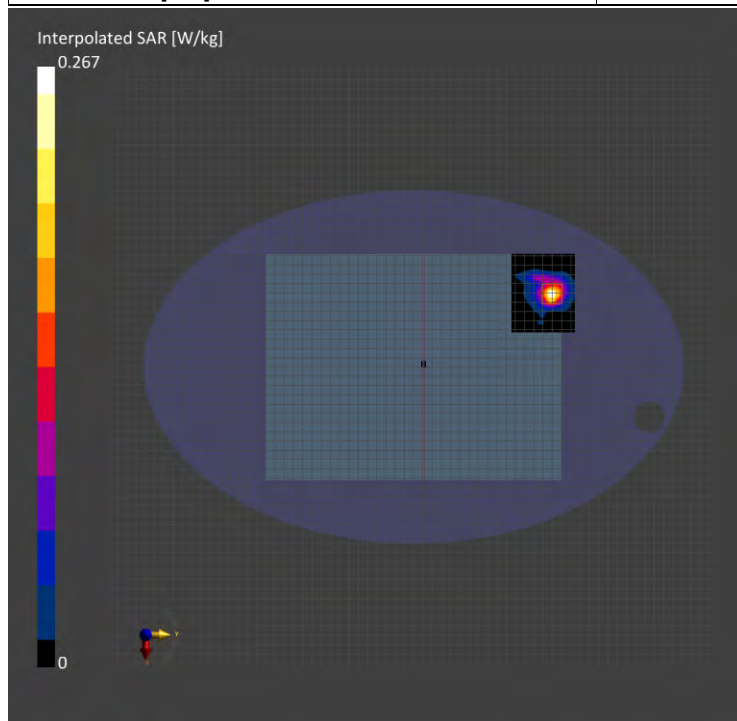
Phantom	Probe, Calibration Date	DAE, Calibration Date
ELI	EX3DV4 - SN7466, 2022-01-26	DAE4 Sn558, 2021-11-23

Scans Setup

	Area Scan	Zoom Scan
Grid Extents [mm]	85.0 x 68.0	22.0 x 22.0 x 22.0
Grid Steps [mm]	8.5 x 8.5	3.4 x 3.4 x 1.4
Sensor Surface [mm]	3.0	1.4

Measurement Results

	Area Scan	Zoom Scan
Date	2022-04-24, 04:33	2022-04-24, 04:43
psSAR1g [W/kg]	0.202	0.216
psSAR8g [W/kg]	0.075	0.079
psSAR10g [W/kg]	0.066	0.070
psPDab (4.0cm2, sq) [W/m2]		1.59
Power Drift [dB]	-0.01	-0.19
M2/M1 [%]		51.0
Dist 3dB Peak [mm]		8.7



Unless otherwise stated the results shown in this test report refer only to the sample(s) tested and such sample(s) are retained for 90 days only.

除非另有說明，此報告結果僅對測試之樣品負責，同時此樣品僅保留90天。本報告未經本公司書面許可，不可部份複製。

This document is issued by the Company subject to its General Conditions of Service printed overleaf, available on request or accessible at <http://www.sgs.com.tw/Terms-and-Conditions> and for electronic format documents, subject to Terms and Conditions for Electronic Documents at <http://www.sgs.com.tw/Terms-and-Conditions>. Attention is drawn to the limitation of liability, indemnification and jurisdiction issues defined therein. Any holder of this document is advised that information contained hereon reflects the Company's findings at the time of its intervention only and within the limits of Client's instructions, if any. The Company's sole responsibility is to its Client and this document does not exonerate parties to a transaction from exercising all their rights and obligations under the transaction documents. This document cannot be reproduced except in full, without prior written approval of the Company. Any unauthorized alteration, forgery or falsification of the content or appearance of this document is unlawful and offenders may be prosecuted to the fullest extent of the law.

Report No. : TESA2204000033EN

Measurement Report for Flute, Bottom Surface, U-NII-8,
IEEE 802.11ax (160MHz, MCS0, 90pc duty cycle), Channel 207 (6985.0 MHz)_Main

Ambient temperature: 22.3°C; Liquid temperature: 21.9°C

Exposure Conditions

Phantom Section, TSL	Position, Test Distance [mm]	Conversion Factor	TSL Conductivity [S/m]	TSL Permittivity
Flat, HSL	Bottom Surface, 0.00	5.85	6.793	35.075

Hardware Setup


Phantom	Probe, Calibration Date	DAE, Calibration Date
ELI	EX3DV4 - SN7466, 2022-01-26	DAE4 Sn558, 2021-11-23

Scans Setup

	Area Scan	Zoom Scan
Grid Extents [mm]	85.0 x 68.0	22.0 x 22.0 x 22.0
Grid Steps [mm]	8.5 x 8.5	3.4 x 3.4 x 1.4
Sensor Surface [mm]	3.0	1.4

Measurement Results

	Area Scan	Zoom Scan
Date	2022-04-24, 12:37	2022-04-24, 12:39
psSAR1g [W/kg]	0.218	0.221
psSAR8g [W/kg]	0.082	0.079
psSAR10g [W/kg]	0.072	0.069
psPDab (4.0cm2, sq) [W/m2]		1.58
Power Drift [dB]	-0.16	0.14
M2/M1 [%]		51.5
Dist 3dB Peak [mm]		8.4



Unless otherwise stated the results shown in this test report refer only to the sample(s) tested and such sample(s) are retained for 90 days only.

除非另有說明，此報告結果僅對測試之樣品負責，同時此樣品僅保留90天。本報告未經本公司書面許可，不可部份複製。

This document is issued by the Company subject to its General Conditions of Service printed overleaf, available on request or accessible at <http://www.sgs.com.tw/Terms-and-Conditions> and for electronic format documents, subject to Terms and Conditions for Electronic Documents at <http://www.sgs.com.tw/Terms-and-Conditions>. Attention is drawn to the limitation of liability, indemnification and jurisdiction issues defined therein. Any holder of this document is advised that information contained hereon reflects the Company's findings at the time of its intervention only and within the limits of Client's instructions, if any. The Company's sole responsibility is to its Client and this document does not exonerate parties to a transaction from exercising all their rights and obligations under the transaction documents. This document cannot be reproduced except in full, without prior written approval of the Company. Any unauthorized alteration, forgery or falsification of the content or appearance of this document is unlawful and offenders may be prosecuted to the fullest extent of the law.

Report No. : TESA2204000033EN

Measurement Report for Flute, Bottom Surface, U-NII-5,
IEEE 802.11ax (160MHz, MCS0, 90pc duty cycle), Channel 79 (6345.0 MHz)_Aux

Ambient temperature: 22.1°C; Liquid temperature: 21.7°C

Exposure Conditions

Phantom Section, TSL	Position, Test Distance [mm]	Conversion Factor	TSL Conductivity [S/m]	TSL Permittivity
Flat, HSL	Bottom Surface, 0.00	5.65	6.012	35.792

Hardware Setup

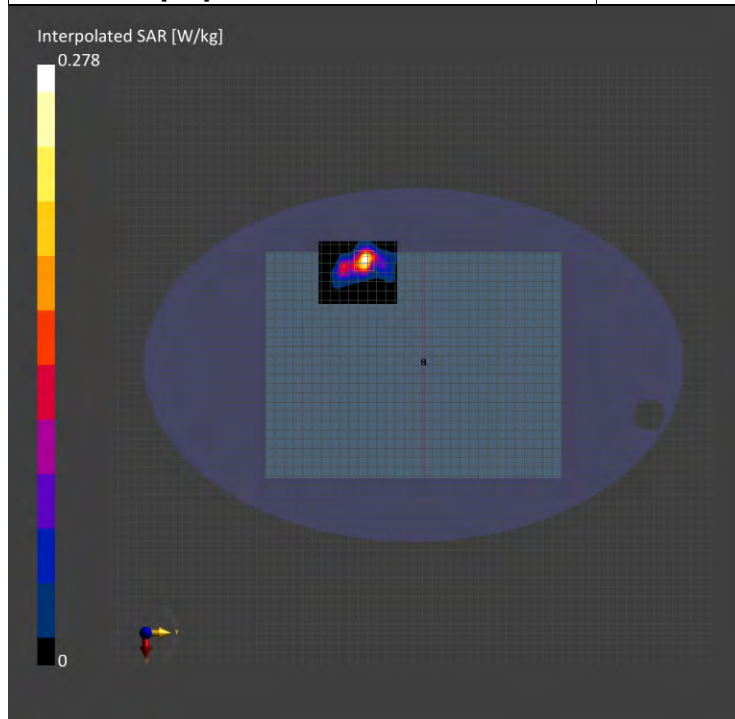
Phantom	Probe, Calibration Date	DAE, Calibration Date
ELI	EX3DV4 - SN7466, 2022-01-26	DAE4 Sn558, 2021-11-23

Scans Setup

	Area Scan	Zoom Scan
Grid Extents [mm]	68.0 x 85.0	22.0 x 22.0 x 22.0
Grid Steps [mm]	8.5 x 8.5	3.4 x 3.4 x 1.4
Sensor Surface [mm]	3.0	1.4

Measurement Results

	Area Scan	Zoom Scan
Date	2022-04-24, 05:09	2022-04-24, 05:19
psSAR1g [W/kg]	0.201	0.218
psSAR8g [W/kg]	0.073	0.077
psSAR10g [W/kg]	0.064	0.066
psPDab (4.0cm2, sq) [W/m2]		1.54
Power Drift [dB]	0.04	0.04
M2/M1 [%]		55.1
Dist 3dB Peak [mm]		7.3



Unless otherwise stated the results shown in this test report refer only to the sample(s) tested and such sample(s) are retained for 90 days only.

除非另有說明，此報告結果僅對測試之樣品負責，同時此樣品僅保留90天。本報告未經本公司書面許可，不可部份複製。

This document is issued by the Company subject to its General Conditions of Service printed overleaf, available on request or accessible at <http://www.sgs.com.tw/Terms-and-Conditions> and for electronic format documents, subject to Terms and Conditions for Electronic Documents at <http://www.sgs.com.tw/Terms-and-Conditions>. Attention is drawn to the limitation of liability, indemnification and jurisdiction issues defined therein. Any holder of this document is advised that information contained hereon reflects the Company's findings at the time of its intervention only and within the limits of Client's instructions, if any. The Company's sole responsibility is to its Client and this document does not exonerate parties to a transaction from exercising all their rights and obligations under the transaction documents. This document cannot be reproduced except in full, without prior written approval of the Company. Any unauthorized alteration, forgery or falsification of the content or appearance of this document is unlawful and offenders may be prosecuted to the fullest extent of the law.

Report No. : TESA2204000033EN

Measurement Report for Flute, Bottom Surface, U-NII-6,
IEEE 802.11ax (160MHz, MCS0, 90pc duty cycle), Channel 111 (6505.0 MHz)_Aux

Ambient temperature: 22.1°C; Liquid temperature: 21.7°C

Exposure Conditions

Phantom Section, TSL	Position, Test Distance [mm]	Conversion Factor	TSL Conductivity [S/m]	TSL Permittivity
Flat, HSL	Bottom Surface, 0.00	5.65	6.208	35.603

Hardware Setup

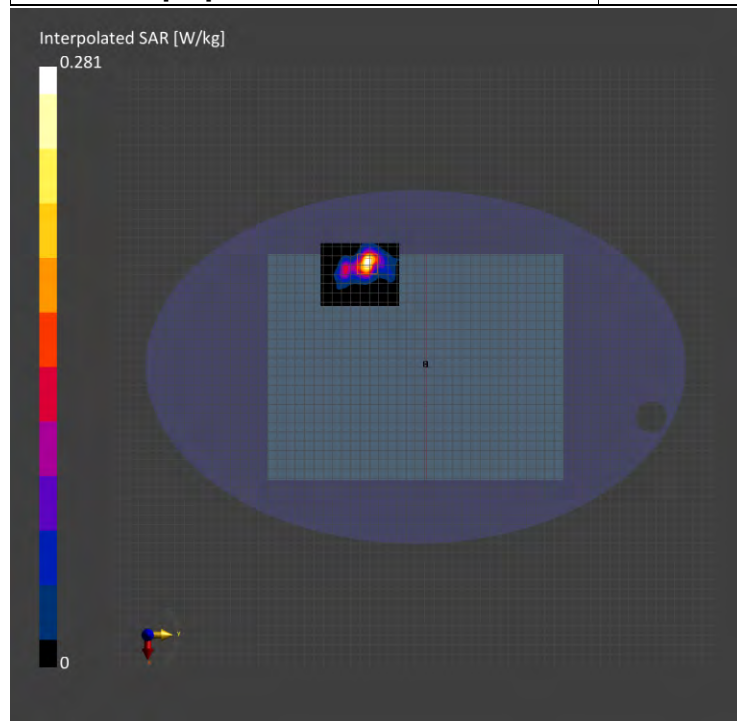
Phantom	Probe, Calibration Date	DAE, Calibration Date
ELI	EX3DV4 - SN7466, 2022-01-26	DAE4 Sn558, 2021-11-23

Scans Setup

	Area Scan	Zoom Scan
Grid Extents [mm]	68.0 x 85.0	22.0 x 22.0 x 22.0
Grid Steps [mm]	8.5 x 8.5	3.4 x 3.4 x 1.4
Sensor Surface [mm]	3.0	1.4

Measurement Results

	Area Scan	Zoom Scan
Date	2022-04-24, 05:37	2022-04-24, 05:47
psSAR1g [W/kg]	0.206	0.223
psSAR8g [W/kg]	0.075	0.080
psSAR10g [W/kg]	0.066	0.069
psPDab (4.0cm2, sq) [W/m2]		1.60
Power Drift [dB]	0.06	0.01
M2/M1 [%]		54.8
Dist 3dB Peak [mm]		7.3



Unless otherwise stated the results shown in this test report refer only to the sample(s) tested and such sample(s) are retained for 90 days only.

除非另有說明，此報告結果僅對測試之樣品負責，同時此樣品僅保留90天。本報告未經本公司書面許可，不可部份複製。

This document is issued by the Company subject to its General Conditions of Service printed overleaf, available on request or accessible at <http://www.sgs.com.tw/Terms-and-Conditions> and for electronic format documents, subject to Terms and Conditions for Electronic Documents at <http://www.sgs.com.tw/Terms-and-Conditions>. Attention is drawn to the limitation of liability, indemnification and jurisdiction issues defined therein. Any holder of this document is advised that information contained hereon reflects the Company's findings at the time of its intervention only and within the limits of Client's instructions, if any. The Company's sole responsibility is to its Client and this document does not exonerate parties to a transaction from exercising all their rights and obligations under the transaction documents. This document cannot be reproduced except in full, without prior written approval of the Company. Any unauthorized alteration, forgery or falsification of the content or appearance of this document is unlawful and offenders may be prosecuted to the fullest extent of the law.

Report No. : TESA2204000033EN

Measurement Report for Flute, Bottom Surface, U-NII-7,
IEEE 802.11ax (160MHz, MCS0, 90pc duty cycle), Channel 143 (6665.0 MHz)_Aux
Ambient temperature: 22.1°C; Liquid temperature: 21.7°C

Exposure Conditions

Phantom Section, TSL	Position, Test Distance [mm]	Conversion Factor	TSL Conductivity [S/m]	TSL Permittivity
Flat, HSL	Bottom Surface, 0.00	5.65	6.401	35.432

Hardware Setup


Phantom	Probe, Calibration Date	DAE, Calibration Date
ELI	EX3DV4 - SN7466, 2022-01-26	DAE4 Sn558, 2021-11-23

Scans Setup

	Area Scan	Zoom Scan
Grid Extents [mm]	68.0 x 85.0	22.0 x 22.0 x 22.0
Grid Steps [mm]	8.5 x 8.5	3.4 x 3.4 x 1.4
Sensor Surface [mm]	3.0	1.4

Measurement Results

	Area Scan	Zoom Scan
Date	2022-04-24, 06:03	2022-04-24, 06:13
psSAR1g [W/kg]	0.212	0.225
psSAR8g [W/kg]	0.079	0.082
psSAR10g [W/kg]	0.069	0.072
psPDab (4.0cm2, sq) [W/m2]		1.65
Power Drift [dB]	-0.11	-0.03
M2/M1 [%]		53.0
Dist 3dB Peak [mm]		7.8



Unless otherwise stated the results shown in this test report refer only to the sample(s) tested and such sample(s) are retained for 90 days only.

除非另有說明，此報告結果僅對測試之樣品負責，同時此樣品僅保留90天。本報告未經本公司書面許可，不可部份複製。

This document is issued by the Company subject to its General Conditions of Service printed overleaf, available on request or accessible at <http://www.sgs.com.tw/Terms-and-Conditions> and for electronic format documents, subject to Terms and Conditions for Electronic Documents at <http://www.sgs.com.tw/Terms-and-Conditions>. Attention is drawn to the limitation of liability, indemnification and jurisdiction issues defined therein. Any holder of this document is advised that information contained hereon reflects the Company's findings at the time of its intervention only and within the limits of Client's instructions, if any. The Company's sole responsibility is to its Client and this document does not exonerate parties to a transaction from exercising all their rights and obligations under the transaction documents. This document cannot be reproduced except in full, without prior written approval of the Company. Any unauthorized alteration, forgery or falsification of the content or appearance of this document is unlawful and offenders may be prosecuted to the fullest extent of the law.

Report No. : TESA2204000033EN

Measurement Report for Flute, Bottom Surface, U-NII-8,
IEEE 802.11ax (160MHz, MCS0, 90pc duty cycle), Channel 207 (6985.0 MHz)_Aux

Ambient temperature: 22.3°C; Liquid temperature: 21.9°C

Exposure Conditions

Phantom Section, TSL	Position, Test Distance [mm]	Conversion Factor	TSL Conductivity [S/m]	TSL Permittivity
Flat, HSL	Bottom Surface, 0.00	5.85	6.793	35.075

Hardware Setup


Phantom	Probe, Calibration Date	DAE, Calibration Date
ELI	EX3DV4 - SN7466, 2022-01-26	DAE4 Sn558, 2021-11-23

Scans Setup

	Area Scan	Zoom Scan
Grid Extents [mm]	68.0 x 85.0	22.0 x 22.0 x 22.0
Grid Steps [mm]	8.5 x 8.5	3.4 x 3.4 x 1.4
Sensor Surface [mm]	3.0	1.4

Measurement Results

	Area Scan	Zoom Scan
Date	2022-04-24, 12:56	2022-04-24, 13:06
psSAR1g [W/kg]	0.202	0.205
psSAR8g [W/kg]	0.073	0.075
psSAR10g [W/kg]	0.064	0.065
psPDab (4.0cm2, sq) [W/m2]		1.49
Power Drift [dB]	-0.18	0.19
M2/M1 [%]		50.3
Dist 3dB Peak [mm]		8.2



Unless otherwise stated the results shown in this test report refer only to the sample(s) tested and such sample(s) are retained for 90 days only.

除非另有說明，此報告結果僅對測試之樣品負責，同時此樣品僅保留90天。本報告未經本公司書面許可，不可部份複製。

This document is issued by the Company subject to its General Conditions of Service printed overleaf, available on request or accessible at <http://www.sgs.com.tw/Terms-and-Conditions> and for electronic format documents, subject to Terms and Conditions for Electronic Documents at <http://www.sgs.com.tw/Terms-and-Conditions>. Attention is drawn to the limitation of liability, indemnification and jurisdiction issues defined therein. Any holder of this document is advised that information contained hereon reflects the Company's findings at the time of its intervention only and within the limits of Client's instructions, if any. The Company's sole responsibility is to its Client and this document does not exonerate parties to a transaction from exercising all their rights and obligations under the transaction documents. This document cannot be reproduced except in full, without prior written approval of the Company. Any unauthorized alteration, forgery or falsification of the content or appearance of this document is unlawful and offenders may be prosecuted to the fullest extent of the law.

Report No. : TESA2204000033EN

Measurement Report for Flute, Back Surface, U-NII-5,
IEEE 802.11ax (160MHz, MCS0, 90pc duty cycle), Channel 79 (6345.0 MHz)_Main

Ambient temperature: 22.1°C; Liquid temperature: 21.7°C

Exposure Conditions

Phantom Section, TSL	Position, Test Distance [mm]	Conversion Factor	TSL Conductivity [S/m]	TSL Permittivity
Flat, HSL	Back Surface, 0.00	5.65	6.012	35.792

Hardware Setup

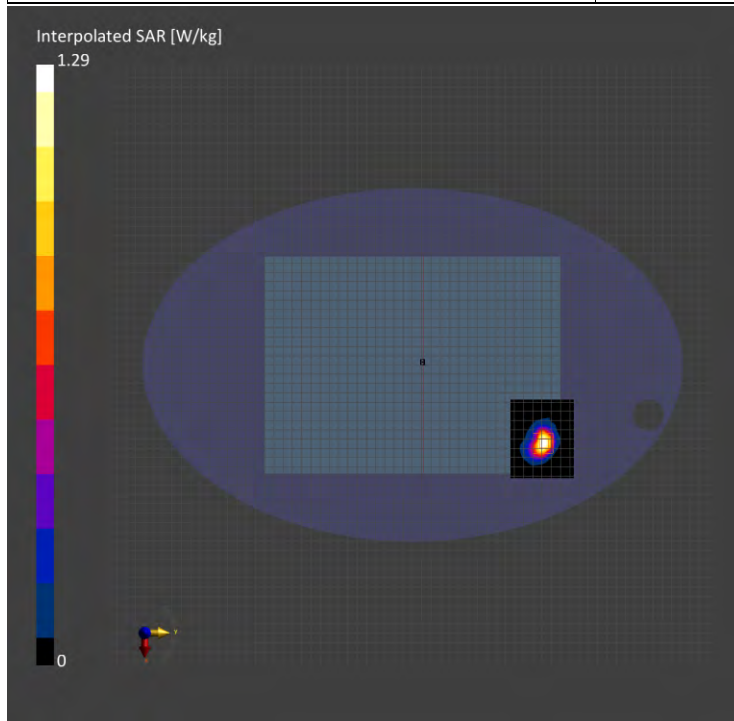
Phantom	Probe, Calibration Date	DAE, Calibration Date
ELI	EX3DV4 - SN7466, 2022-01-26	DAE4 Sn558, 2021-11-23

Scans Setup

	Area Scan	Zoom Scan
Grid Extents [mm]	85.0 x 68.0	22.0 x 22.0 x 22.0
Grid Steps [mm]	8.5 x 8.5	3.4 x 3.4 x 1.4
Sensor Surface [mm]	3.0	1.4

Measurement Results

	Area Scan	Zoom Scan
Date	2022-04-24, 00:53	2022-04-24, 01:03
psSAR1g [W/kg]	0.983	1.14
psSAR8g [W/kg]	0.380	0.412
psSAR10g [W/kg]	0.335	0.356
psPDab (4.0cm2, sq) [W/m2]		8.24
Power Drift [dB]	0.06	0.08
M2/M1 [%]		52.3
Dist 3dB Peak [mm]		6.3



Unless otherwise stated the results shown in this test report refer only to the sample(s) tested and such sample(s) are retained for 90 days only.

除非另有說明，此報告結果僅對測試之樣品負責，同時此樣品僅保留90天。本報告未經本公司書面許可，不可部份複製。

This document is issued by the Company subject to its General Conditions of Service printed overleaf, available on request or accessible at <http://www.sgs.com.tw/Terms-and-Conditions> and for electronic format documents, subject to Terms and Conditions for Electronic Documents at <http://www.sgs.com.tw/Terms-and-Conditions>. Attention is drawn to the limitation of liability, indemnification and jurisdiction issues defined therein. Any holder of this document is advised that information contained hereon reflects the Company's findings at the time of its intervention only and within the limits of Client's instructions, if any. The Company's sole responsibility is to its Client and this document does not exonerate parties to a transaction from exercising all their rights and obligations under the transaction documents. This document cannot be reproduced except in full, without prior written approval of the Company. Any unauthorized alteration, forgery or falsification of the content or appearance of this document is unlawful and offenders may be prosecuted to the fullest extent of the law.

Report No. : TESA2204000033EN

Measurement Report for Flute, Back Surface, U-NII-6,

IEEE 802.11ax (160MHz, MCS0, 90pc duty cycle), Channel 111 (6505.0 MHz)_Main

Ambient temperature: 22.1°C; Liquid temperature: 21.7°C

Exposure Conditions

Phantom Section, TSL	Position, Test Distance [mm]	Conversion Factor	TSL Conductivity [S/m]	TSL Permittivity
Flat, HSL	Back Surface, 0.00	5.65	6.208	35.603

Hardware Setup

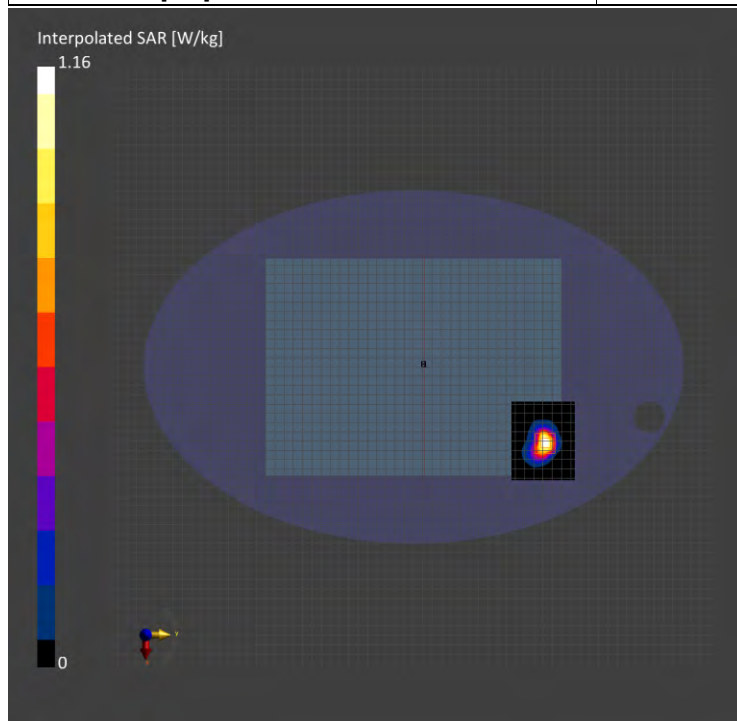
Phantom	Probe, Calibration Date	DAE, Calibration Date
ELI	EX3DV4 - SN7466, 2022-01-26	DAE4 Sn558, 2021-11-23

Scans Setup

	Area Scan	Zoom Scan
Grid Extents [mm]	85.0 x 68.0	22.0 x 22.0 x 22.0
Grid Steps [mm]	8.5 x 8.5	3.4 x 3.4 x 1.4
Sensor Surface [mm]	3.0	1.4

Measurement Results

	Area Scan	Zoom Scan
Date	2022-04-24, 01:19	2022-04-24, 01:29
psSAR1g [W/kg]	0.895	1.04
psSAR8g [W/kg]	0.349	0.379
psSAR10g [W/kg]	0.308	0.331
psPDab (4.0cm2, sq) [W/m2]		7.59
Power Drift [dB]	0.03	0.05
M2/M1 [%]		50.1
Dist 3dB Peak [mm]		6.5



Unless otherwise stated the results shown in this test report refer only to the sample(s) tested and such sample(s) are retained for 90 days only.

除非另有說明，此報告結果僅對測試之樣品負責，同時此樣品僅保留90天。本報告未經本公司書面許可，不可部份複製。

This document is issued by the Company subject to its General Conditions of Service printed overleaf, available on request or accessible at <http://www.sgs.com.tw/Terms-and-Conditions> and for electronic format documents, subject to Terms and Conditions for Electronic Documents at <http://www.sgs.com.tw/Terms-and-Conditions>. Attention is drawn to the limitation of liability, indemnification and jurisdiction issues defined therein. Any holder of this document is advised that information contained hereon reflects the Company's findings at the time of its intervention only and within the limits of Client's instructions, if any. The Company's sole responsibility is to its Client and this document does not exonerate parties to a transaction from exercising all their rights and obligations under the transaction documents. This document cannot be reproduced except in full, without prior written approval of the Company. Any unauthorized alteration, forgery or falsification of the content or appearance of this document is unlawful and offenders may be prosecuted to the fullest extent of the law.

Report No. :TESA2204000033EN

Measurement Report for Flute, Back Surface, U-NII-7,
IEEE 802.11ax (160MHz, MCS0, 90pc duty cycle), Channel 175 (6825.0 MHz)_Main

Ambient temperature: 22.1°C; Liquid temperature: 21.7°C

Exposure Conditions

Phantom Section, TSL	Position, Test Distance [mm]	Conversion Factor	TSL Conductivity [S/m]	TSL Permittivity
Flat, HSL	Back Surface, 0.00	5.65	6.592	35.247

Hardware Setup

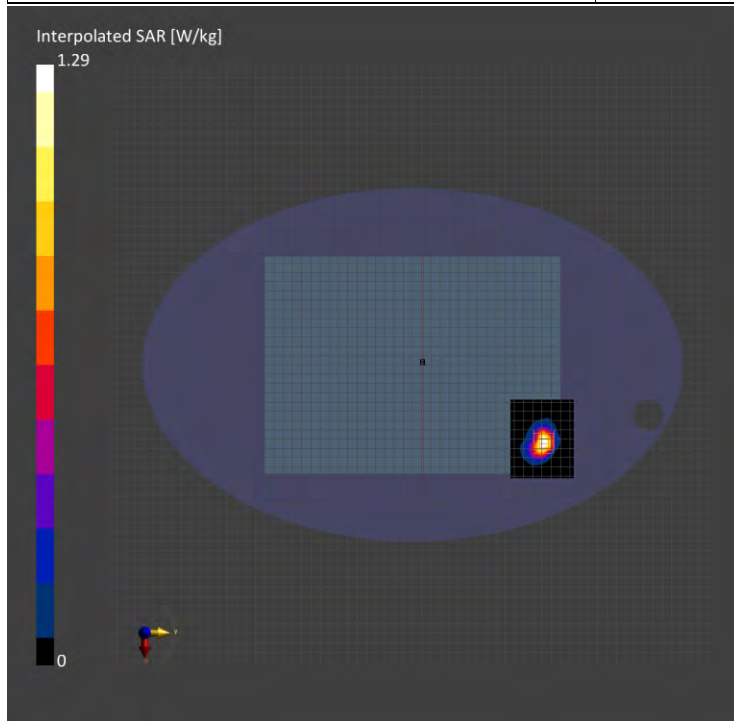
Phantom	Probe, Calibration Date	DAE, Calibration Date
ELI	EX3DV4 - SN7466, 2022-01-26	DAE4 Sn558, 2021-11-23

Scans Setup

	Area Scan	Zoom Scan
Grid Extents [mm]	85.0 x 68.0	22.0 x 22.0 x 22.0
Grid Steps [mm]	8.5 x 8.5	3.4 x 3.4 x 1.4
Sensor Surface [mm]	3.0	1.4

Measurement Results

	Area Scan	Zoom Scan
Date	2022-04-24, 01:45	2022-04-24, 01:55
psSAR1g [W/kg]	0.929	1.08
psSAR8g [W/kg]	0.336	0.368
psSAR10g [W/kg]	0.295	0.316
psPDab (4.0cm2, sq) [W/m2]		7.37
Power Drift [dB]	0.02	0.08
M2/M1 [%]		47.4
Dist 3dB Peak [mm]		5.8



Unless otherwise stated the results shown in this test report refer only to the sample(s) tested and such sample(s) are retained for 90 days only.

除非另有說明，此報告結果僅對測試之樣品負責，同時此樣品僅保留90天。本報告未經本公司書面許可，不可部份複製。

This document is issued by the Company subject to its General Conditions of Service printed overleaf, available on request or accessible at <http://www.sgs.com.tw/Terms-and-Conditions> and for electronic format documents, subject to Terms and Conditions for Electronic Documents at <http://www.sgs.com.tw/Terms-and-Conditions>. Attention is drawn to the limitation of liability, indemnification and jurisdiction issues defined therein. Any holder of this document is advised that information contained hereon reflects the Company's findings at the time of its intervention only and within the limits of Client's instructions, if any. The Company's sole responsibility is to its Client and this document does not exonerate parties to a transaction from exercising all their rights and obligations under the transaction documents. This document cannot be reproduced except in full, without prior written approval of the Company. Any unauthorized alteration, forgery or falsification of the content or appearance of this document is unlawful and offenders may be prosecuted to the fullest extent of the law.

Report No. : TESA2204000033EN

Measurement Report for Flute, Back Surface, U-NII-8,

IEEE 802.11ax (160MHz, MCS0, 90pc duty cycle), Channel 207 (6985.0 MHz)_Main

Ambient temperature: 22.3°C; Liquid temperature: 21.9°C

Exposure Conditions

Phantom Section, TSL	Position, Test Distance [mm]	Conversion Factor	TSL Conductivity [S/m]	TSL Permittivity
Flat, HSL	Back Surface, 0.00	5.85	6.793	35.075

Hardware Setup

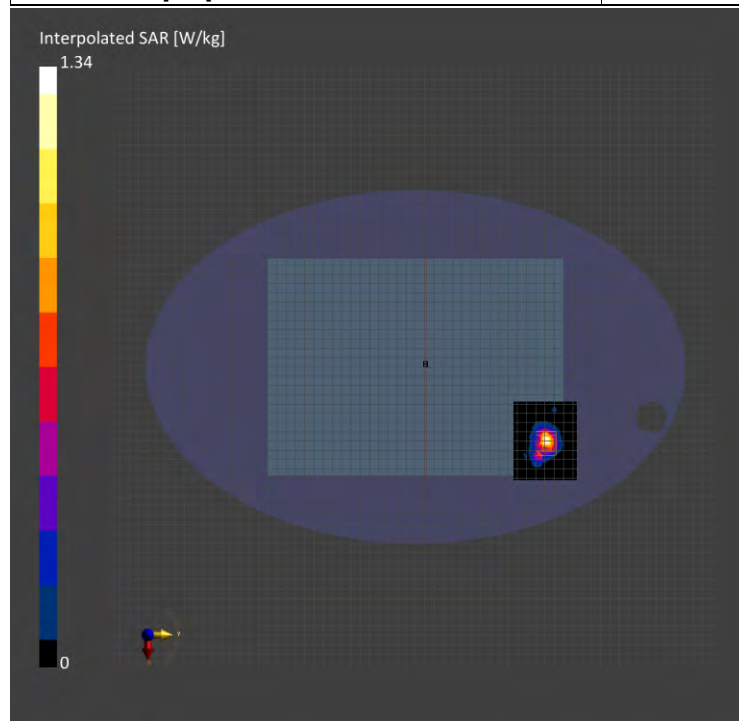
Phantom	Probe, Calibration Date	DAE, Calibration Date
ELI	EX3DV4 - SN7466, 2022-01-26	DAE4 Sn558, 2021-11-23

Scans Setup

	Area Scan	Zoom Scan
Grid Extents [mm]	85.0 x 68.0	22.0 x 22.0 x 22.0
Grid Steps [mm]	8.5 x 8.5	3.4 x 3.4 x 1.4
Sensor Surface [mm]	3.0	1.4

Measurement Results

	Area Scan	Zoom Scan
Date	2022-04-24, 11:15	2022-04-24, 11:26
psSAR1g [W/kg]	0.992	1.12
psSAR8g [W/kg]	0.345	0.370
psSAR10g [W/kg]	0.301	0.318
psPDab (4.0cm2, sq) [W/m2]		7.40
Power Drift [dB]	0.04	0.15
M2/M1 [%]		46.5
Dist 3dB Peak [mm]		6.1



Unless otherwise stated the results shown in this test report refer only to the sample(s) tested and such sample(s) are retained for 90 days only.

除非另有說明，此報告結果僅對測試之樣品負責，同時此樣品僅保留90天。本報告未經本公司書面許可，不可部份複製。

This document is issued by the Company subject to its General Conditions of Service printed overleaf, available on request or accessible at <http://www.sgs.com.tw/Terms-and-Conditions> and for electronic format documents, subject to Terms and Conditions for Electronic Documents at <http://www.sgs.com.tw/Terms-and-Conditions>. Attention is drawn to the limitation of liability, indemnification and jurisdiction issues defined therein. Any holder of this document is advised that information contained hereon reflects the Company's findings at the time of its intervention only and within the limits of Client's instructions, if any. The Company's sole responsibility is to its Client and this document does not exonerate parties to a transaction from exercising all their rights and obligations under the transaction documents. This document cannot be reproduced except in full, without prior written approval of the Company. Any unauthorized alteration, forgery or falsification of the content or appearance of this document is unlawful and offenders may be prosecuted to the fullest extent of the law.

Report No. : TESA2204000033EN

Measurement Report for Flute, Back Surface, U-NII-5,
IEEE 802.11ax (160MHz, MCS0, 90pc duty cycle), Channel 79 (6345.0 MHz)_Aux

Ambient temperature: 22.1°C; Liquid temperature: 21.7°C

Exposure Conditions

Phantom Section, TSL	Position, Test Distance [mm]	Conversion Factor	TSL Conductivity [S/m]	TSL Permittivity
Flat, HSL	Back Surface, 0.00	5.65	6.012	35.792

Hardware Setup

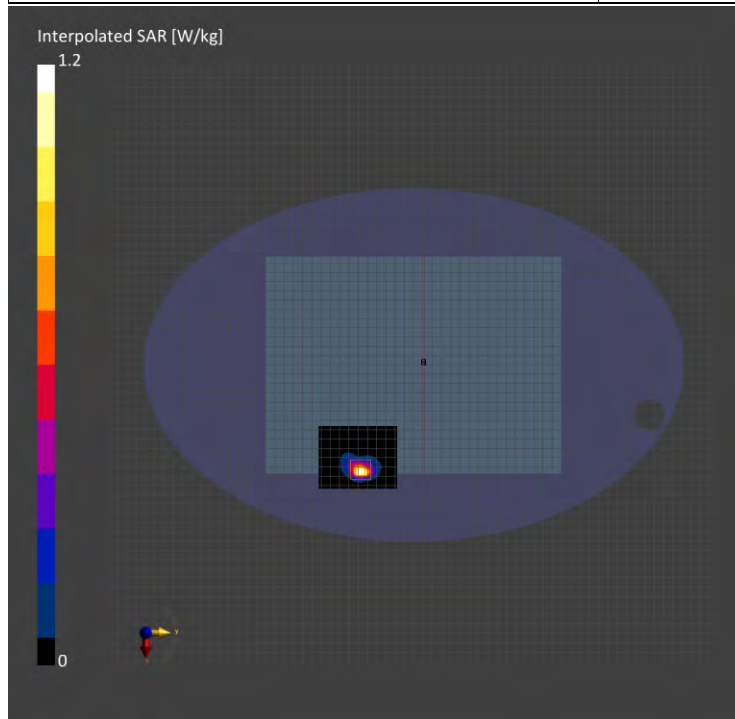
Phantom	Probe, Calibration Date	DAE, Calibration Date
ELI	EX3DV4 - SN7466, 2022-01-26	DAE4 Sn558, 2021-11-23

Scans Setup

	Area Scan	Zoom Scan
Grid Extents [mm]	68.0 x 85.0	22.0 x 22.0 x 22.0
Grid Steps [mm]	8.5 x 8.5	3.4 x 3.4 x 1.4
Sensor Surface [mm]	3.0	1.4

Measurement Results

	Area Scan	Zoom Scan
Date	2022-04-24, 02:11	2022-04-24, 02:21
psSAR1g [W/kg]	0.829	1.14
psSAR8g [W/kg]	0.272	0.321
psSAR10g [W/kg]	0.235	0.273
psPDab (4.0cm2, sq) [W/m2]		6.41
Power Drift [dB]	0.07	0.01
M2/M1 [%]		48.5
Dist 3dB Peak [mm]		4.6



Unless otherwise stated the results shown in this test report refer only to the sample(s) tested and such sample(s) are retained for 90 days only.

除非另有說明，此報告結果僅對測試之樣品負責，同時此樣品僅保留90天。本報告未經本公司書面許可，不可部份複製。

This document is issued by the Company subject to its General Conditions of Service printed overleaf, available on request or accessible at <http://www.sgs.com.tw/Terms-and-Conditions> and for electronic format documents, subject to Terms and Conditions for Electronic Documents at <http://www.sgs.com.tw/Terms-and-Conditions>. Attention is drawn to the limitation of liability, indemnification and jurisdiction issues defined therein. Any holder of this document is advised that information contained hereon reflects the Company's findings at the time of its intervention only and within the limits of Client's instructions, if any. The Company's sole responsibility is to its Client and this document does not exonerate parties to a transaction from exercising all their rights and obligations under the transaction documents. This document cannot be reproduced except in full, without prior written approval of the Company. Any unauthorized alteration, forgery or falsification of the content or appearance of this document is unlawful and offenders may be prosecuted to the fullest extent of the law.

Report No. : TESA2204000033EN

Measurement Report for Flute, Back Surface, U-NII-6,

IEEE 802.11ax (160MHz, MCS0, 90pc duty cycle), Channel 111 (6505.0 MHz)_Aux

Ambient temperature: 22.1°C; Liquid temperature: 21.7°C

Exposure Conditions

Phantom Section, TSL	Position, Test Distance [mm]	Conversion Factor	TSL Conductivity [S/m]	TSL Permittivity
Flat, HSL	Back Surface, 0.00	5.65	6.208	35.603

Hardware Setup

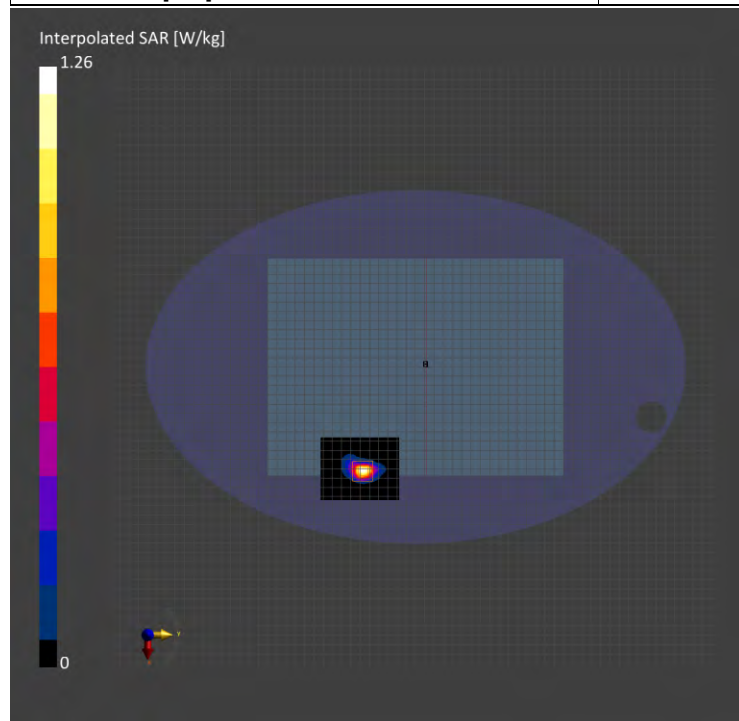
Phantom	Probe, Calibration Date	DAE, Calibration Date
ELI	EX3DV4 - SN7466, 2022-01-26	DAE4 Sn558, 2021-11-23

Scans Setup

	Area Scan	Zoom Scan
Grid Extents [mm]	68.0 x 85.0	22.0 x 22.0 x 22.0
Grid Steps [mm]	8.5 x 8.5	3.4 x 3.4 x 1.4
Sensor Surface [mm]	3.0	1.4

Measurement Results

	Area Scan	Zoom Scan
Date	2022-04-24, 02:36	2022-04-24, 02:47
psSAR1g [W/kg]	0.945	1.11
psSAR8g [W/kg]	0.313	0.328
psSAR10g [W/kg]	0.268	0.279
psPDab (4.0cm2, sq) [W/m2]		6.57
Power Drift [dB]	0.01	-0.05
M2/M1 [%]		49.6
Dist 3dB Peak [mm]		4.6



Unless otherwise stated the results shown in this test report refer only to the sample(s) tested and such sample(s) are retained for 90 days only.

除非另有說明，此報告結果僅對測試之樣品負責，同時此樣品僅保留90天。本報告未經本公司書面許可，不可部份複製。

This document is issued by the Company subject to its General Conditions of Service printed overleaf, available on request or accessible at <http://www.sgs.com.tw/Terms-and-Conditions> and for electronic format documents, subject to Terms and Conditions for Electronic Documents at <http://www.sgs.com.tw/Terms-and-Conditions>. Attention is drawn to the limitation of liability, indemnification and jurisdiction issues defined therein. Any holder of this document is advised that information contained hereon reflects the Company's findings at the time of its intervention only and within the limits of Client's instructions, if any. The Company's sole responsibility is to its Client and this document does not exonerate parties to a transaction from exercising all their rights and obligations under the transaction documents. This document cannot be reproduced except in full, without prior written approval of the Company. Any unauthorized alteration, forgery or falsification of the content or appearance of this document is unlawful and offenders may be prosecuted to the fullest extent of the law.

Report No. : TESA2204000033EN

Measurement Report for Flute, Back Surface, U-NII-7,
IEEE 802.11ax (160MHz, MCS0, 90pc duty cycle), Channel 143 (6665.0 MHz)_Aux

Ambient temperature: 22.1°C; Liquid temperature: 21.7°C

Exposure Conditions

Phantom Section, TSL	Position, Test Distance [mm]	Conversion Factor	TSL Conductivity [S/m]	TSL Permittivity
Flat, HSL	Back Surface, 0.00	5.65	6.401	35.432

Hardware Setup

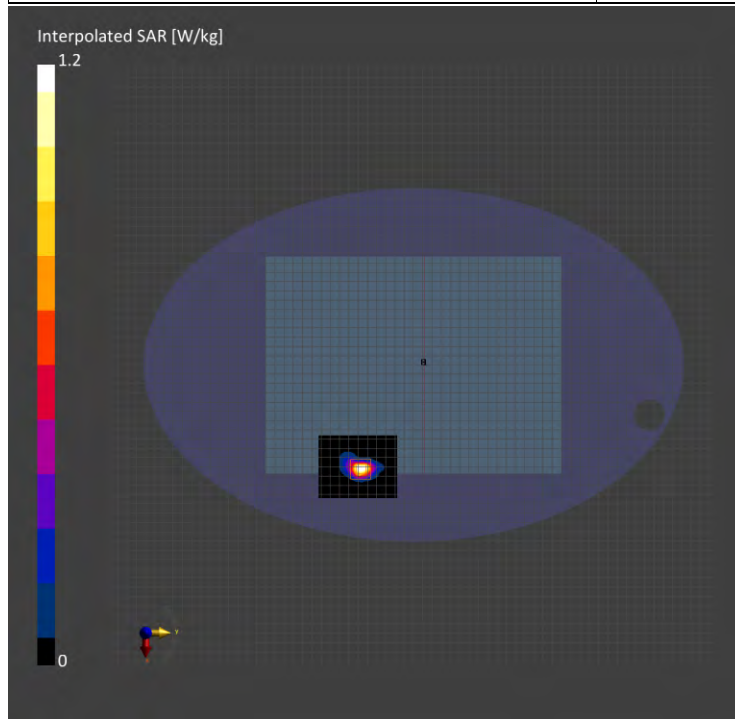
Phantom	Probe, Calibration Date	DAE, Calibration Date
ELI	EX3DV4 - SN7466, 2022-01-26	DAE4 Sn558, 2021-11-23

Scans Setup

	Area Scan	Zoom Scan
Grid Extents [mm]	68.0 x 85.0	22.0 x 22.0 x 22.0
Grid Steps [mm]	8.5 x 8.5	3.4 x 3.4 x 1.4
Sensor Surface [mm]	3.0	1.4

Measurement Results

	Area Scan	Zoom Scan
Date	2022-04-24, 03:02	2022-04-24, 03:12
psSAR1g [W/kg]	0.916	1.12
psSAR8g [W/kg]	0.305	0.317
psSAR10g [W/kg]	0.262	0.269
psPDab (4.0cm ² , sq) [W/m ²]		6.33
Power Drift [dB]	0.02	0.05
M2/M1 [%]		48.5
Dist 3dB Peak [mm]		4.6



Unless otherwise stated the results shown in this test report refer only to the sample(s) tested and such sample(s) are retained for 90 days only.

除非另有說明，此報告結果僅對測試之樣品負責，同時此樣品僅保留90天。本報告未經本公司書面許可，不可部份複製。

This document is issued by the Company subject to its General Conditions of Service printed overleaf, available on request or accessible at <http://www.sgs.com.tw/Terms-and-Conditions> and for electronic format documents, subject to Terms and Conditions for Electronic Documents at <http://www.sgs.com.tw/Terms-and-Conditions>. Attention is drawn to the limitation of liability, indemnification and jurisdiction issues defined therein. Any holder of this document is advised that information contained hereon reflects the Company's findings at the time of its intervention only and within the limits of Client's instructions, if any. The Company's sole responsibility is to its Client and this document does not exonerate parties to a transaction from exercising all their rights and obligations under the transaction documents. This document cannot be reproduced except in full, without prior written approval of the Company. Any unauthorized alteration, forgery or falsification of the content or appearance of this document is unlawful and offenders may be prosecuted to the fullest extent of the law.

Report No. : TESA2204000033EN

Measurement Report for Flute, Back Surface, U-NII-8,

IEEE 802.11ax (160MHz, MCS0, 90pc duty cycle), Channel 207 (6985.0 MHz)_Aux

Ambient temperature: 22.3°C; Liquid temperature: 21.9°C

Exposure Conditions

Phantom Section, TSL	Position, Test Distance [mm]	Conversion Factor	TSL Conductivity [S/m]	TSL Permittivity
Flat, HSL	Back Surface, 0.00	5.85	6.793	35.075

Hardware Setup

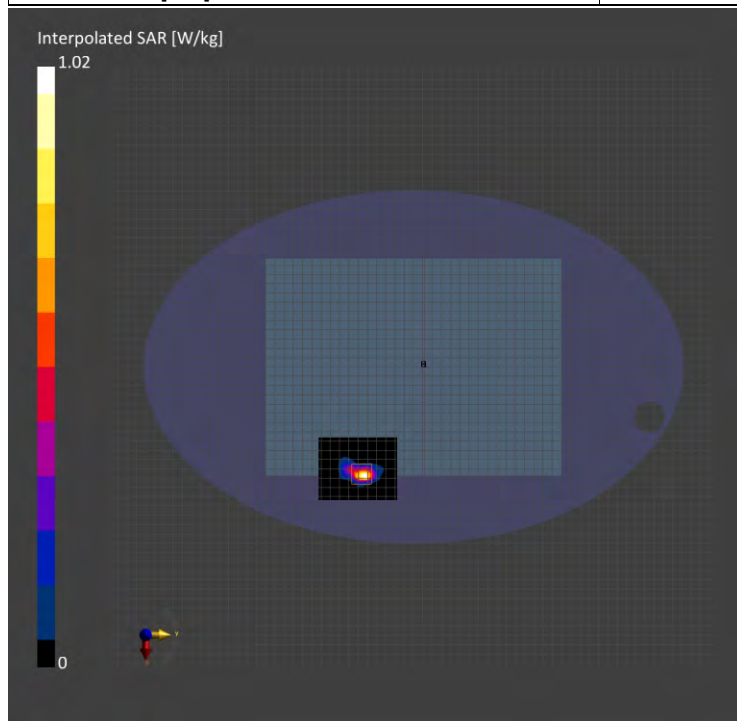
Phantom	Probe, Calibration Date	DAE, Calibration Date
ELI	EX3DV4 - SN7466, 2022-01-26	DAE4 Sn558, 2021-11-23

Scans Setup

	Area Scan	Zoom Scan
Grid Extents [mm]	68.0 x 85.0	22.0 x 22.0 x 22.0
Grid Steps [mm]	8.5 x 8.5	3.4 x 3.4 x 1.4
Sensor Surface [mm]	3.0	1.4

Measurement Results

	Area Scan	Zoom Scan
Date	2022-04-24, 11:46	2022-04-24, 11:57
psSAR1g [W/kg]	0.722	0.893
psSAR8g [W/kg]	0.228	0.237
psSAR10g [W/kg]	0.196	0.201
psPDab (4.0cm2, sq) [W/m2]		4.74
Power Drift [dB]	-0.06	0.03
M2/M1 [%]		45.4
Dist 3dB Peak [mm]		4.3



Report No. : TESA2204000033EN

Unless otherwise stated the results shown in this test report refer only to the sample(s) tested and such sample(s) are retained for 90 days only.

除非另有說明，此報告結果僅對測試之樣品負責，同時此樣品僅保留90天。本報告未經本公司書面許可，不可部份複製。

This document is issued by the Company subject to its General Conditions of Service printed overleaf, available on request or accessible at <http://www.sgs.com.tw/Terms-and-Conditions> and for electronic format documents, subject to Terms and Conditions for Electronic Documents at <http://www.sgs.com.tw/Terms-and-Conditions>. Attention is drawn to the limitation of liability, indemnification and jurisdiction issues defined therein. Any holder of this document is advised that information contained hereon reflects the Company's findings at the time of its intervention only and within the limits of Client's instructions, if any. The Company's sole responsibility is to its Client and this document does not exonerate parties to a transaction from exercising all their rights and obligations under the transaction documents. This document cannot be reproduced except in full, without prior written approval of the Company. Any unauthorized alteration, forgery or falsification of the content or appearance of this document is unlawful and offenders may be prosecuted to the fullest extent of the law.

**Measurement Report for Flute, Back Surface, U-NII-5,
IEEE 802.11ax (160MHz, MCS0, 90pc duty cycle), Channel 15 (6025.0 MHz)_Main**
Exposure Conditions

Phantom Section	Position, Test Distance [mm]	Conversion Factor
5G	Back Surface, 2.00	1.0

Hardware Setup


Phantom	Medium	Probe, Calibration Date	DAE, Calibration Date
mmWave - 1076	Air -	EUmmWV4 - SN9579_F1-55GHz, 2021-10-06	DAE4 Sn558, 2021-11-23

Scans Setup

Scan Type	5G Scan
Grid Extents [mm]	100.0 x 100.0
Grid Steps [lambda]	0.0625 x 0.0625
Sensor Surface [mm]	2.0

Measurement Results

Scan Type	5G Scan
Date	2022-04-26, 02:53
Avg. Area [cm ²]	4.00
psPDn+ [W/m ²]	4.83
psPDtot+ [W/m ²]	5.37
psPDmod+ [W/m ²]	5.80
E _{max} [V/m]	61.5
Power Drift [dB]	0.02



Unless otherwise stated the results shown in this test report refer only to the sample(s) tested and such sample(s) are retained for 90 days only.

除非另有說明，此報告結果僅對測試之樣品負責，同時此樣品僅保留90天。本報告未經本公司書面許可，不可部份複製。

This document is issued by the Company subject to its General Conditions of Service printed overleaf, available on request or accessible at <http://www.sgs.com.tw/Terms-and-Conditions> and for electronic format documents, subject to Terms and Conditions for Electronic Documents at <http://www.sgs.com.tw/Terms-and-Conditions>. Attention is drawn to the limitation of liability, indemnification and jurisdiction issues defined therein. Any holder of this document is advised that information contained hereon reflects the Company's findings at the time of its intervention only and within the limits of Client's instructions, if any. The Company's sole responsibility is to its Client and this document does not exonerate parties to a transaction from exercising all their rights and obligations under the transaction documents. This document cannot be reproduced except in full, without prior written approval of the Company. Any unauthorized alteration, forgery or falsification of the content or appearance of this document is unlawful and offenders may be prosecuted to the fullest extent of the law.

Report No. : TESA2204000033EN

Measurement Report for Flute, Back Surface, U-NII-5,
IEEE 802.11ax (160MHz, MCS0, 90pc duty cycle), Channel 79 (6345.0 MHz)_Main

Exposure Conditions

Phantom Section	Position, Test Distance [mm]	Conversion Factor
5G	Back Surface, 2.00	1.0

Hardware Setup


Phantom	Medium	Probe, Calibration Date	DAE, Calibration Date
mmWave - 1076	Air -	EUmmWV4 - SN9579_F1-55GHz, 2021-10-06	DAE4 Sn558, 2021-11-23

Scans Setup

Scan Type	5G Scan
Grid Extents [mm]	100.0 x 100.0
Grid Steps [lambda]	0.0625 x 0.0625
Sensor Surface [mm]	2.0

Measurement Results

Scan Type	5G Scan
Date	2022-04-26, 05:11
Avg. Area [cm ²]	4.00
psPDn+ [W/m ²]	4.37
psPDtot+ [W/m ²]	5.11
psPDmod+ [W/m ²]	5.53
E _{max} [V/m]	56.0
Power Drift [dB]	0.12



Unless otherwise stated the results shown in this test report refer only to the sample(s) tested and such sample(s) are retained for 90 days only.

除非另有說明，此報告結果僅對測試之樣品負責，同時此樣品僅保留90天。本報告未經本公司書面許可，不可部份複製。

This document is issued by the Company subject to its General Conditions of Service printed overleaf, available on request or accessible at <http://www.sgs.com.tw/Terms-and-Conditions> and for electronic format documents, subject to Terms and Conditions for Electronic Documents at <http://www.sgs.com.tw/Terms-and-Conditions>. Attention is drawn to the limitation of liability, indemnification and jurisdiction issues defined therein. Any holder of this document is advised that information contained hereon reflects the Company's findings at the time of its intervention only and within the limits of Client's instructions, if any. The Company's sole responsibility is to its Client and this document does not exonerate parties to a transaction from exercising all their rights and obligations under the transaction documents. This document cannot be reproduced except in full, without prior written approval of the Company. Any unauthorized alteration, forgery or falsification of the content or appearance of this document is unlawful and offenders may be prosecuted to the fullest extent of the law.

Report No. : TESA2204000033EN

Measurement Report for Flute, Back Surface, U-NII-6,
IEEE 802.11ax (160MHz, MCS0, 90pc duty cycle), Channel 111 (6505.0 MHz)_Main**Exposure Conditions**

Phantom Section	Position, Test Distance [mm]	Conversion Factor
5G	Back Surface, 2.00	1.0

Hardware Setup

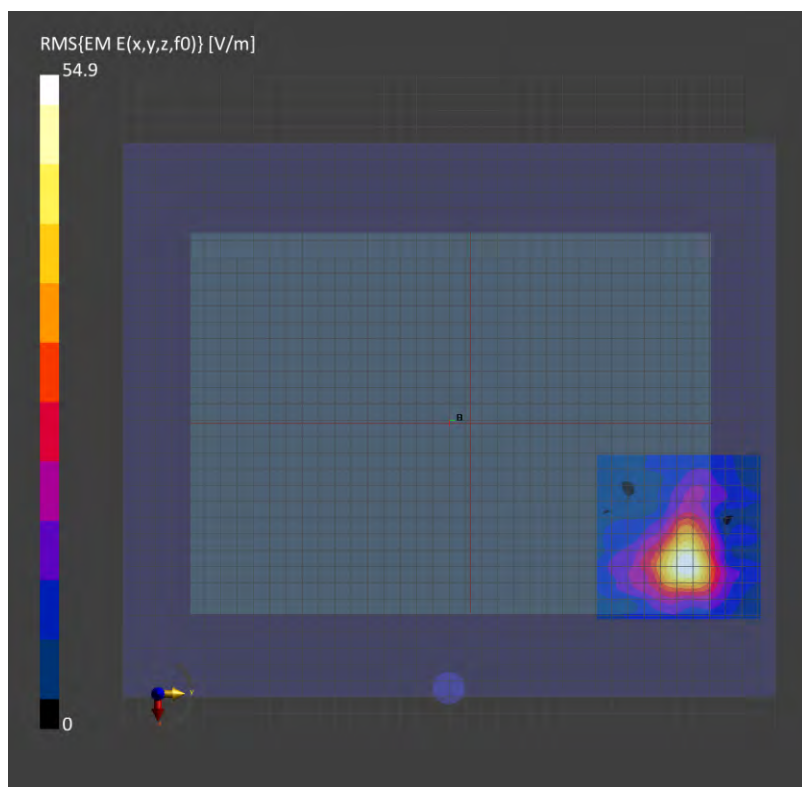
Phantom	Medium	Probe, Calibration Date	DAE, Calibration Date
mmWave - 1076	Air -	EUmmWV4 - SN9579_F1-55GHz, 2021-10-06	DAE4 Sn558, 2021-11-23

Scans Setup

Scan Type	5G Scan
Grid Extents [mm]	100.0 x 100.0
Grid Steps [lambda]	0.0625 x 0.0625
Sensor Surface [mm]	2.0

Measurement Results

Scan Type	5G Scan
Date	2022-04-26, 07:23
Avg. Area [cm ²]	4.00
psPDn+ [W/m ²]	3.33
psPDtot+ [W/m ²]	3.59
psPDmod+ [W/m ²]	4.10
E _{max} [V/m]	54.9
Power Drift [dB]	-0.05



Unless otherwise stated the results shown in this test report refer only to the sample(s) tested and such sample(s) are retained for 90 days only.

除非另有說明，此報告結果僅對測試之樣品負責，同時此樣品僅保留90天。本報告未經本公司書面許可，不可部份複製。

This document is issued by the Company subject to its General Conditions of Service printed overleaf, available on request or accessible at <http://www.sgs.com.tw/Terms-and-Conditions> and for electronic format documents, subject to Terms and Conditions for Electronic Documents at <http://www.sgs.com.tw/Terms-and-Conditions>. Attention is drawn to the limitation of liability, indemnification and jurisdiction issues defined therein. Any holder of this document is advised that information contained hereon reflects the Company's findings at the time of its intervention only and within the limits of Client's instructions, if any. The Company's sole responsibility is to its Client and this document does not exonerate parties to a transaction from exercising all their rights and obligations under the transaction documents. This document cannot be reproduced except in full, without prior written approval of the Company. Any unauthorized alteration, forgery or falsification of the content or appearance of this document is unlawful and offenders may be prosecuted to the fullest extent of the law.

Report No. : TESA2204000033EN

Measurement Report for Flute, Back Surface, U-NII-7,
IEEE 802.11ax (160MHz, MCS0, 90pc duty cycle), Channel 175 (6825.0 MHz)_Main**Exposure Conditions**

Phantom Section	Position, Test Distance [mm]	Conversion Factor
5G	Back Surface, 2.00	1.0

Hardware Setup


Phantom	Medium	Probe, Calibration Date	DAE, Calibration Date
mmWave - 1076	Air -	EUmmWV4 - SN9579_F1-55GHz, 2021-10-06	DAE4 Sn558, 2021-11-23

Scans Setup

Scan Type	5G Scan
Grid Extents [mm]	100.0 x 100.0
Grid Steps [lambda]	0.0625 x 0.0625
Sensor Surface [mm]	2.0

Measurement Results

Scan Type	5G Scan
Date	2022-04-26, 09:42
Avg. Area [cm ²]	4.00
psPDn+ [W/m ²]	3.58
psPDtot+ [W/m ²]	3.88
psPDmod+ [W/m ²]	4.34
E _{max} [V/m]	55.3
Power Drift [dB]	0.19



Unless otherwise stated the results shown in this test report refer only to the sample(s) tested and such sample(s) are retained for 90 days only.

除非另有說明，此報告結果僅對測試之樣品負責，同時此樣品僅保留90天。本報告未經本公司書面許可，不可部份複製。

This document is issued by the Company subject to its General Conditions of Service printed overleaf, available on request or accessible at <http://www.sgs.com.tw/Terms-and-Conditions> and for electronic format documents, subject to Terms and Conditions for Electronic Documents at <http://www.sgs.com.tw/Terms-and-Conditions>. Attention is drawn to the limitation of liability, indemnification and jurisdiction issues defined therein. Any holder of this document is advised that information contained hereon reflects the Company's findings at the time of its intervention only and within the limits of Client's instructions, if any. The Company's sole responsibility is to its Client and this document does not exonerate parties to a transaction from exercising all their rights and obligations under the transaction documents. This document cannot be reproduced except in full, without prior written approval of the Company. Any unauthorized alteration, forgery or falsification of the content or appearance of this document is unlawful and offenders may be prosecuted to the fullest extent of the law.

Report No. : TESA2204000033EN

Measurement Report for Flute, Back Surface, U-NII-8

IEEE 802.11ax (160MHz, MCS0, 90pc duty cycle), Channel 207 (6985.0 MHz)_Main

Exposure Conditions

Phantom Section	Position, Test Distance [mm]	Conversion Factor
5G	Back Surface, 2.00	1.0

Hardware Setup


Phantom	Medium	Probe, Calibration Date	DAE, Calibration Date
mmWave - 1076	Air -	EUmmWV4 - SN9579_F1-55GHz, 2021-10-06	DAE4 Sn558, 2021-11-23

Scans Setup

Scan Type	5G Scan
Grid Extents [mm]	100.0 x 100.0
Grid Steps [lambda]	0.0625 x 0.0625
Sensor Surface [mm]	2.0

Measurement Results

Scan Type	5G Scan
Date	2022-04-26, 11:54
Avg. Area [cm ²]	4.00
psPDn+ [W/m ²]	3.48
psPDtot+ [W/m ²]	3.98
psPDmod+ [W/m ²]	4.55
E _{max} [V/m]	56.4
Power Drift [dB]	0.15



Unless otherwise stated the results shown in this test report refer only to the sample(s) tested and such sample(s) are retained for 90 days only.

除非另有說明，此報告結果僅對測試之樣品負責，同時此樣品僅保留90天。本報告未經本公司書面許可，不可部份複製。

This document is issued by the Company subject to its General Conditions of Service printed overleaf, available on request or accessible at <http://www.sgs.com.tw/Terms-and-Conditions> and for electronic format documents, subject to Terms and Conditions for Electronic Documents at <http://www.sgs.com.tw/Terms-and-Conditions>. Attention is drawn to the limitation of liability, indemnification and jurisdiction issues defined therein. Any holder of this document is advised that information contained hereon reflects the Company's findings at the time of its intervention only and within the limits of Client's instructions, if any. The Company's sole responsibility is to its Client and this document does not exonerate parties to a transaction from exercising all their rights and obligations under the transaction documents. This document cannot be reproduced except in full, without prior written approval of the Company. Any unauthorized alteration, forgery or falsification of the content or appearance of this document is unlawful and offenders may be prosecuted to the fullest extent of the law.

SGS Taiwan Ltd.

台灣檢驗科技股份有限公司

No.134,Wu Kung Road, New Taipei Industrial Park, Wuku District, New Taipei City, Taiwan/ 新北市五股區新北產業園區五工路 134 號

t (886-2) 2299-3279

f (886-2) 2298-0488

www.sgs.com.tw

Member of SGS Group

Report No. : TESA2204000033EN

Measurement Report for Flute, Back Surface, U-NII-5,
IEEE 802.11ax (160MHz, MCS0, 90pc duty cycle), Channel 15 (6025.0 MHz)_Aux

Exposure Conditions

Phantom Section	Position, Test Distance [mm]	Conversion Factor
5G	Back Surface, 2.00	1.0

Hardware Setup

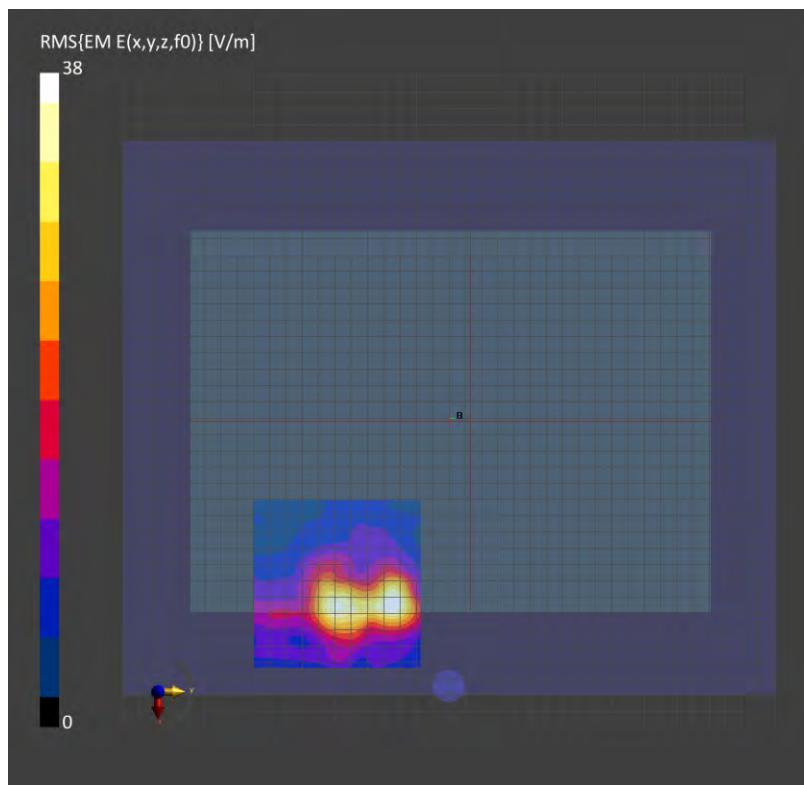
Phantom	Medium	Probe, Calibration Date	DAE, Calibration Date
mmWave - 1076	Air -	EUmmWV4 - SN9579_F1-55GHz, 2021-10-06	DAE4 Sn558, 2021-11-23

Scans Setup

Scan Type	5G Scan
Grid Extents [mm]	100.0 x 100.0
Grid Steps [lambda]	0.0625 x 0.0625
Sensor Surface [mm]	2.0

Measurement Results

Scan Type	5G Scan
Date	2022-04-26, 14:10
Avg. Area [cm ²]	4.00
psPDn+ [W/m ²]	1.81
psPDtot+ [W/m ²]	2.04
psPDmod+ [W/m ²]	2.30
E _{max} [V/m]	38.0
Power Drift [dB]	-0.02



Unless otherwise stated the results shown in this test report refer only to the sample(s) tested and such sample(s) are retained for 90 days only.

除非另有說明，此報告結果僅對測試之樣品負責，同時此樣品僅保留90天。本報告未經本公司書面許可，不可部份複製。

This document is issued by the Company subject to its General Conditions of Service printed overleaf, available on request or accessible at <http://www.sgs.com.tw/Terms-and-Conditions> and for electronic format documents, subject to Terms and Conditions for Electronic Documents at <http://www.sgs.com.tw/Terms-and-Conditions>. Attention is drawn to the limitation of liability, indemnification and jurisdiction issues defined therein. Any holder of this document is advised that information contained hereon reflects the Company's findings at the time of its intervention only and within the limits of Client's instructions, if any. The Company's sole responsibility is to its Client and this document does not exonerate parties to a transaction from exercising all their rights and obligations under the transaction documents. This document cannot be reproduced except in full, without prior written approval of the Company. Any unauthorized alteration, forgery or falsification of the content or appearance of this document is unlawful and offenders may be prosecuted to the fullest extent of the law.

Report No. : TESA2204000033EN

Measurement Report for Flute, Back Surface, U-NII-5,
IEEE 802.11ax (160MHz, MCS0, 90pc duty cycle), Channel 79 (6345.0 MHz)_Aux**Exposure Conditions**

Phantom Section	Position, Test Distance [mm]	Conversion Factor
5G	Back Surface, 2.00	1.0

Hardware Setup

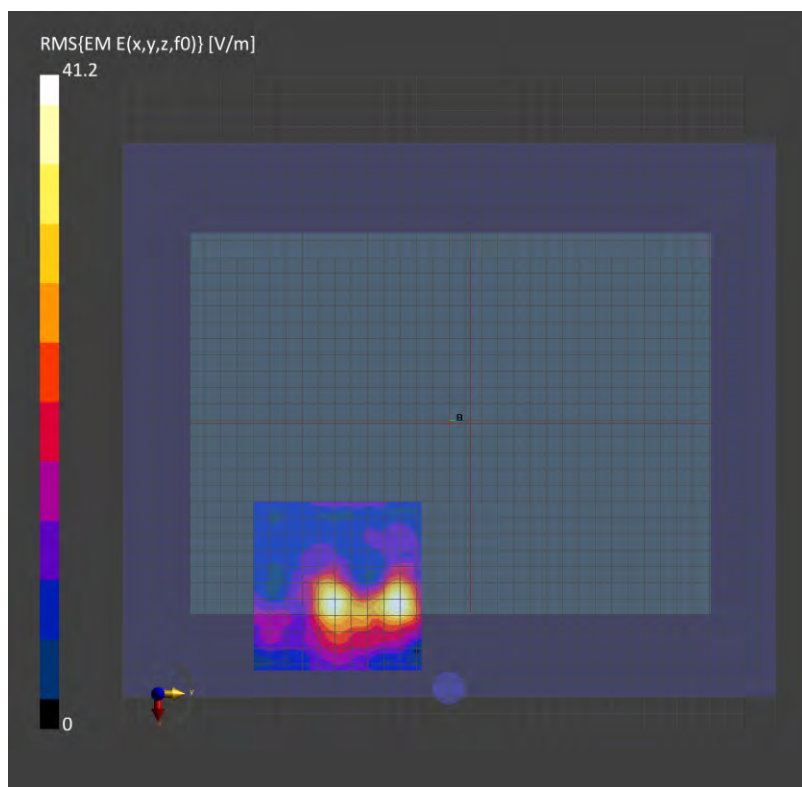
Phantom	Medium	Probe, Calibration Date	DAE, Calibration Date
mmWave - 1076	Air -	EUmmWV4 - SN9579_F1-55GHz, 2021-10-06	DAE4 Sn558, 2021-11-23

Scans Setup

Scan Type	5G Scan
Grid Extents [mm]	100.0 x 100.0
Grid Steps [lambda]	0.0625 x 0.0625
Sensor Surface [mm]	2.0

Measurement Results

Scan Type	5G Scan
Date	2022-04-26, 16:26
Avg. Area [cm ²]	4.00
psPDn+ [W/m ²]	1.39
psPDtot+ [W/m ²]	1.70
psPDmod+ [W/m ²]	2.02
E _{max} [V/m]	41.2
Power Drift [dB]	-0.19



Unless otherwise stated the results shown in this test report refer only to the sample(s) tested and such sample(s) are retained for 90 days only.

除非另有說明，此報告結果僅對測試之樣品負責，同時此樣品僅保留90天。本報告未經本公司書面許可，不可部份複製。

This document is issued by the Company subject to its General Conditions of Service printed overleaf, available on request or accessible at <http://www.sgs.com.tw/Terms-and-Conditions> and for electronic format documents, subject to Terms and Conditions for Electronic Documents at <http://www.sgs.com.tw/Terms-and-Conditions>. Attention is drawn to the limitation of liability, indemnification and jurisdiction issues defined therein. Any holder of this document is advised that information contained hereon reflects the Company's findings at the time of its intervention only and within the limits of Client's instructions, if any. The Company's sole responsibility is to its Client and this document does not exonerate parties to a transaction from exercising all their rights and obligations under the transaction documents. This document cannot be reproduced except in full, without prior written approval of the Company. Any unauthorized alteration, forgery or falsification of the content or appearance of this document is unlawful and offenders may be prosecuted to the fullest extent of the law.

Report No. :TESA2204000033EN

Measurement Report for Flute, Back Surface, U-NII-6,
IEEE 802.11ax (160MHz, MCS0, 90pc duty cycle), Channel 111 (6505.0 MHz)_Aux

Exposure Conditions

Phantom Section	Position, Test Distance [mm]	Conversion Factor
5G	Back Surface, 2.00	1.0

Hardware Setup

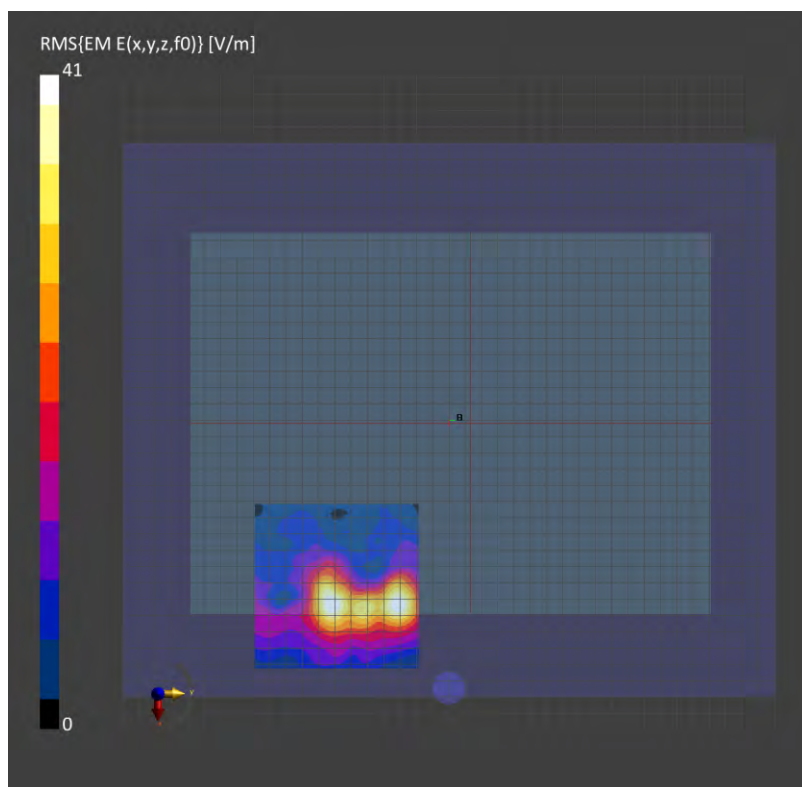
Phantom	Medium	Probe, Calibration Date	DAE, Calibration Date
mmWave - 1076	Air -	EUmmWV4 - SN9579_F1-55GHz, 2021-10-06	DAE4 Sn558, 2021-11-23

Scans Setup

Scan Type	5G Scan
Grid Extents [mm]	100.0 x 100.0
Grid Steps [lambda]	0.0625 x 0.0625
Sensor Surface [mm]	2.0

Measurement Results

Scan Type	5G Scan
Date	2022-04-26, 18:47
Avg. Area [cm ²]	4.00
psPDn+ [W/m ²]	1.75
psPDtot+ [W/m ²]	2.26
psPDmod+ [W/m ²]	2.52
E _{max} [V/m]	41.0
Power Drift [dB]	0.09



Unless otherwise stated the results shown in this test report refer only to the sample(s) tested and such sample(s) are retained for 90 days only.

除非另有說明，此報告結果僅對測試之樣品負責，同時此樣品僅保留90天。本報告未經本公司書面許可，不可部份複製。

This document is issued by the Company subject to its General Conditions of Service printed overleaf, available on request or accessible at <http://www.sgs.com.tw/Terms-and-Conditions> and for electronic format documents, subject to Terms and Conditions for Electronic Documents at <http://www.sgs.com.tw/Terms-and-Conditions>. Attention is drawn to the limitation of liability, indemnification and jurisdiction issues defined therein. Any holder of this document is advised that information contained hereon reflects the Company's findings at the time of its intervention only and within the limits of Client's instructions, if any. The Company's sole responsibility is to its Client and this document does not exonerate parties to a transaction from exercising all their rights and obligations under the transaction documents. This document cannot be reproduced except in full, without prior written approval of the Company. Any unauthorized alteration, forgery or falsification of the content or appearance of this document is unlawful and offenders may be prosecuted to the fullest extent of the law.

SGS Taiwan Ltd.

台灣檢驗科技股份有限公司

No.134,Wu Kung Road, New Taipei Industrial Park, Wuku District, New Taipei City, Taiwan/新北市五股區新北產業園區五工路 134 號

t (886-2) 2299-3279

f (886-2) 2298-0488

www.sgs.com.tw

Member of SGS Group

Report No. : TESA2204000033EN

Measurement Report for Flute, Back Surface, U-NII-7,
IEEE 802.11ax (160MHz, MCS0, 90pc duty cycle), Channel 143 (6665.0 MHz)_Aux**Exposure Conditions**

Phantom Section	Position, Test Distance [mm]	Conversion Factor
5G	Back Surface, 2.00	1.0

Hardware Setup


Phantom	Medium	Probe, Calibration Date	DAE, Calibration Date
mmWave - 1076	Air -	EUmmWV4 - SN9579_F1-55GHz, 2021-10-06	DAE4 Sn558, 2021-11-23

Scans Setup

Scan Type	5G Scan
Grid Extents [mm]	100.0 x 100.0
Grid Steps [lambda]	0.0625 x 0.0625
Sensor Surface [mm]	2.0

Measurement Results

Scan Type	5G Scan
Date	2022-04-26, 20:59
Avg. Area [cm ²]	4.00
psPDn+ [W/m ²]	1.82
psPDtot+ [W/m ²]	2.40
psPDmod+ [W/m ²]	2.57
E _{max} [V/m]	43.4
Power Drift [dB]	-0.18



Unless otherwise stated the results shown in this test report refer only to the sample(s) tested and such sample(s) are retained for 90 days only.

除非另有說明，此報告結果僅對測試之樣品負責，同時此樣品僅保留90天。本報告未經本公司書面許可，不可部份複製。

This document is issued by the Company subject to its General Conditions of Service printed overleaf, available on request or accessible at <http://www.sgs.com.tw/Terms-and-Conditions> and for electronic format documents, subject to Terms and Conditions for Electronic Documents at <http://www.sgs.com.tw/Terms-and-Conditions>. Attention is drawn to the limitation of liability, indemnification and jurisdiction issues defined therein. Any holder of this document is advised that information contained hereon reflects the Company's findings at the time of its intervention only and within the limits of Client's instructions, if any. The Company's sole responsibility is to its Client and this document does not exonerate parties to a transaction from exercising all their rights and obligations under the transaction documents. This document cannot be reproduced except in full, without prior written approval of the Company. Any unauthorized alteration, forgery or falsification of the content or appearance of this document is unlawful and offenders may be prosecuted to the fullest extent of the law.

Report No. : TESA2204000033EN

Measurement Report for Flute, Back Surface, U-NII-8,
IEEE 802.11ax (160MHz, MCS0, 90pc duty cycle), Channel 207 (6985.0 MHz)_Aux

Exposure Conditions

Phantom Section	Position, Test Distance [mm]	Conversion Factor
5G	Back Surface, 2.00	1.0

Hardware Setup

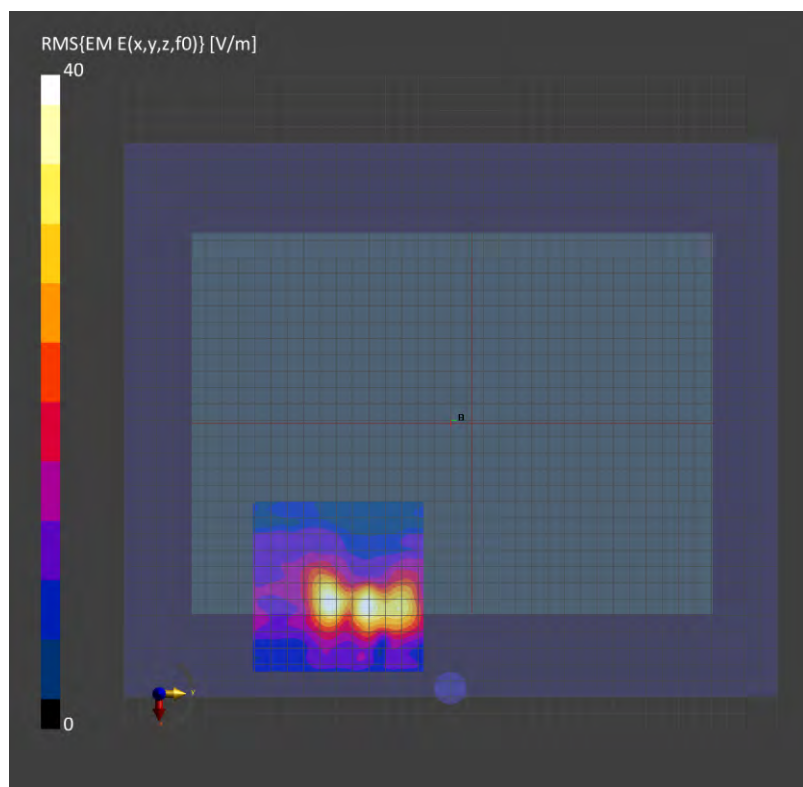
Phantom	Medium	Probe, Calibration Date	DAE, Calibration Date
mmWave - 1076	Air -	EUmmWV4 - SN9579_F1-55GHz, 2021-10-06	DAE4 Sn558, 2021-11-23

Scans Setup

Scan Type	5G Scan
Grid Extents [mm]	100.0 x 100.0
Grid Steps [lambda]	0.0625 x 0.0625
Sensor Surface [mm]	2.0

Measurement Results

Scan Type	5G Scan
Date	2022-04-26, 23:35
Avg. Area [cm ²]	4.00
psPDn+ [W/m ²]	1.84
psPDtot+ [W/m ²]	2.13
psPDmod+ [W/m ²]	2.37
E _{max} [V/m]	40.0
Power Drift [dB]	0.17



Unless otherwise stated the results shown in this test report refer only to the sample(s) tested and such sample(s) are retained for 90 days only.

除非另有說明，此報告結果僅對測試之樣品負責，同時此樣品僅保留90天。本報告未經本公司書面許可，不可部份複製。

This document is issued by the Company subject to its General Conditions of Service printed overleaf, available on request or accessible at <http://www.sgs.com.tw/Terms-and-Conditions> and for electronic format documents, subject to Terms and Conditions for Electronic Documents at <http://www.sgs.com.tw/Terms-and-Conditions>. Attention is drawn to the limitation of liability, indemnification and jurisdiction issues defined therein. Any holder of this document is advised that information contained hereon reflects the Company's findings at the time of its intervention only and within the limits of Client's instructions, if any. The Company's sole responsibility is to its Client and this document does not exonerate parties to a transaction from exercising all their rights and obligations under the transaction documents. This document cannot be reproduced except in full, without prior written approval of the Company. Any unauthorized alteration, forgery or falsification of the content or appearance of this document is unlawful and offenders may be prosecuted to the fullest extent of the law.

SGS Taiwan Ltd.

No.134,Wu Kung Road, New Taipei Industrial Park, Wuku District, New Taipei City, Taiwan/新北市五股區新北產業園區五工路 134 號

台灣檢驗科技股份有限公司

t (886-2) 2299-3279

f (886-2) 2298-0488

www.sgs.com.tw

Member of SGS Group

6. SAR System Performance Verification

Date: 2022/4/18

Report No. : TESA2204000033EN

Dipole 2450 MHz_SN:835

Communication System: CW; Frequency: 2450 MHz; Duty cycle= 1:1

Medium parameters used: $f = 2450$ MHz; $\sigma = 1.799$ S/m; $\epsilon_r = 39.136$; $\rho = 1000$ kg/m³

Phantom section: Flat Section

Ambient temperature: 22.1°C; Liquid temperature: 21.9°C

DASY5 Configuration:

- Probe: EX3DV4 - SN7642; ConvF(8.12, 8.12, 8.12) @ 2450 MHz; Calibrated: 2022/3/2
- Sensor-Surface: 2mm (Mechanical Surface Detection)
- Electronics: DAE4 Sn679; Calibrated: 2021/6/1
- Phantom: ELI
- DASY52 52.10.4(1527); SEMCAD X 14.6.14(7483)

Area Scan (51x61x1): Interpolated grid: dx=12 mm, dy=12 mm

Maximum value of SAR (interpolated) = 19.3 W/kg

Zoom Scan (7x7x7)/Cube 0: Measurement grid: dx=5mm, dy=5mm, dz=5mm

Reference Value = 99.69 V/m; Power Drift = 0.04 dB

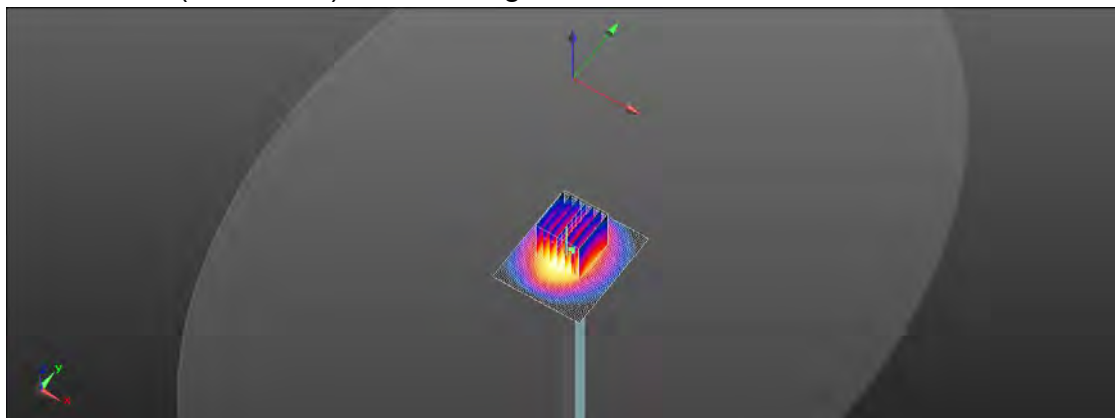
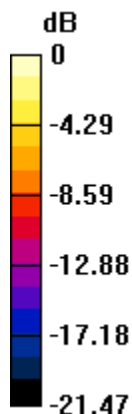
Peak SAR (extrapolated) = 27.6 W/kg

SAR(1 g) = 13.6 W/kg; SAR(10 g) = 6.41 W/kg

Smallest distance from peaks to all points 3 dB below = 9.8 mm

Ratio of SAR at M2 to SAR at M1 = 51.1%

Maximum value of SAR (measured) = 17.8 W/kg



0 dB = 17.8 W/kg = 12.50 dBW/kg

Unless otherwise stated the results shown in this test report refer only to the sample(s) tested and such sample(s) are retained for 90 days only.
除非另有說明，此報告結果僅對測試之樣品負責，同時此樣品僅保留90天。本報告未經本公司書面許可，不可部份複製。

This document is issued by the Company subject to its General Conditions of Service printed overleaf, available on request or accessible at <http://www.sgs.com.tw/Terms-and-Conditions> and for electronic format documents, subject to Terms and Conditions for Electronic Documents at <http://www.sgs.com.tw/Terms-and-Conditions>. Attention is drawn to the limitation of liability, indemnification and jurisdiction issues defined therein. Any holder of this document is advised that information contained hereon reflects the Company's findings at the time of its intervention only and within the limits of Client's instructions, if any. The Company's sole responsibility is to its Client and this document does not exonerate parties to a transaction from exercising all their rights and obligations under the transaction documents. This document cannot be reproduced except in full, without prior written approval of the Company. Any unauthorized alteration, forgery or falsification of the content or appearance of this document is unlawful and offenders may be prosecuted to the fullest extent of the law.

Date: 2022/4/19

Report No. : TESA2204000033EN**Dipole 5250 MHz_SN:1023**

Communication System: CW; Frequency: 5250 MHz; Duty cycle= 1:1

Medium parameters used: $f = 5250$ MHz; $\sigma = 4.652$ S/m; $\epsilon_r = 36.181$; $\rho = 1000$ kg/m³

Phantom section: Flat Section

Ambient temperature: 22.3°C; Liquid temperature: 22.1°C

DASY5 Configuration:

- Probe: EX3DV4 - SN7642; ConvF(5.69, 5.69, 5.69) @ 5250 MHz; Calibrated: 2022/3/2
- Sensor-Surface: 2mm (Mechanical Surface Detection)
- Electronics: DAE4 Sn679; Calibrated: 2021/6/1
- Phantom: ELI
- DASY52 52.10.4(1527); SEMCAD X 14.6.14(7483)

Area Scan (51x51x1): Interpolated grid: dx=10 mm, dy=10 mm

Maximum value of SAR (interpolated) = 16.5 W/kg

Zoom Scan (7x7x12)/Cube 0: Measurement grid: dx=4mm, dy=4mm, dz=2mm

Reference Value = 58.55 V/m; Power Drift = 0.15 dB


Peak SAR (extrapolated) = 30.7 W/kg

SAR(1 g) = 8.05 W/kg; SAR(10 g) = 2.39 W/kg

Smallest distance from peaks to all points 3 dB below = 7.4 mm

Ratio of SAR at M2 to SAR at M1 = 57.6%

Maximum value of SAR (measured) = 16.4 W/kg



0 dB = 16.4 W/kg = 12.15 dBW/kg

Unless otherwise stated the results shown in this test report refer only to the sample(s) tested and such sample(s) are retained for 90 days only.
除非另有說明，此報告結果僅對測試之樣品負責，同時此樣品僅保留90天。本報告未經本公司書面許可，不可部份複製。

This document is issued by the Company subject to its General Conditions of Service printed overleaf, available on request or accessible at <http://www.sgs.com.tw/Terms-and-Conditions> and for electronic format documents, subject to Terms and Conditions for Electronic Documents at <http://www.sgs.com.tw/Terms-and-Conditions>. Attention is drawn to the limitation of liability, indemnification and jurisdiction issues defined therein. Any holder of this document is advised that information contained hereon reflects the Company's findings at the time of its intervention only and within the limits of Client's instructions, if any. The Company's sole responsibility is to its Client and this document does not exonerate parties to a transaction from exercising all their rights and obligations under the transaction documents. This document cannot be reproduced except in full, without prior written approval of the Company. Any unauthorized alteration, forgery or falsification of the content or appearance of this document is unlawful and offenders may be prosecuted to the fullest extent of the law.

SGS Taiwan Ltd.

No.134,Wu Kung Road, New Taipei Industrial Park, Wuku District, New Taipei City, Taiwan/新北市五股區新北產業園區五工路 134 號

台灣檢驗科技股份有限公司

t (886-2) 2299-3279

f (886-2) 2298-0488

www.sgs.com.tw

Member of SGS Group

Date: 2022/4/20

Report No. : TESA2204000033EN**Dipole 5600 MHz_SN:1023**

Communication System: CW; Frequency: 5600 MHz; Duty cycle= 1:1

Medium parameters used: $f = 5600$ MHz; $\sigma = 5.076$ S/m; $\epsilon_r = 35.631$; $\rho = 1000$ kg/m³

Phantom section: Flat Section

Ambient temperature: 21.9°C; Liquid temperature: 21.8°C

DASY5 Configuration:

- Probe: EX3DV4 - SN7642; ConvF(5.05, 5.05, 5.05) @ 5600 MHz; Calibrated: 2022/3/2
- Sensor-Surface: 2mm (Mechanical Surface Detection)
- Electronics: DAE4 Sn679; Calibrated: 2021/6/1
- Phantom: ELI
- DASY52 52.10.4(1527); SEMCAD X 14.6.14(7483)

Area Scan (61x61x1): Interpolated grid: dx=10 mm, dy=10 mm

Maximum value of SAR (interpolated) = 16.5 W/kg

Zoom Scan (7x7x12)/Cube 0: Measurement grid: dx=4mm, dy=4mm, dz=2mm

Reference Value = 57.83 V/m; Power Drift = -0.04 dB


Peak SAR (extrapolated) = 31.6 W/kg

SAR(1 g) = 8.26 W/kg; SAR(10 g) = 2.45 W/kg

Smallest distance from peaks to all points 3 dB below = 7.5 mm

Ratio of SAR at M2 to SAR at M1 = 56.4%

Maximum value of SAR (measured) = 16.9 W/kg



0 dB = 16.9 W/kg = 12.28 dBW/kg

Unless otherwise stated the results shown in this test report refer only to the sample(s) tested and such sample(s) are retained for 90 days only.
除非另有說明，此報告結果僅對測試之樣品負責，同時此樣品僅保留90天。本報告未經本公司書面許可，不可部份複製。

This document is issued by the Company subject to its General Conditions of Service printed overleaf, available on request or accessible at <http://www.sgs.com.tw/Terms-and-Conditions> and for electronic format documents, subject to Terms and Conditions for Electronic Documents at <http://www.sgs.com.tw/Terms-and-Conditions>. Attention is drawn to the limitation of liability, indemnification and jurisdiction issues defined therein. Any holder of this document is advised that information contained hereon reflects the Company's findings at the time of its intervention only and within the limits of Client's instructions, if any. The Company's sole responsibility is to its Client and this document does not exonerate parties to a transaction from exercising all their rights and obligations under the transaction documents. This document cannot be reproduced except in full, without prior written approval of the Company. Any unauthorized alteration, forgery or falsification of the content or appearance of this document is unlawful and offenders may be prosecuted to the fullest extent of the law.

SGS Taiwan Ltd.

No.134,Wu Kung Road, New Taipei Industrial Park, Wuku District, New Taipei City, Taiwan/新北市五股區新北產業園區五工路 134 號

台灣檢驗科技股份有限公司

t (886-2) 2299-3279

f (886-2) 2298-0488

www.sgs.com.tw

Member of SGS Group

Date: 2022/4/21

Report No. :TESA2204000033EN
Dipole 5750 MHz_SN:1023

Communication System: CW; Frequency: 5750 MHz; Duty cycle= 1:1

Medium parameters used: $f = 5750 \text{ MHz}$; $\sigma = 5.243 \text{ S/m}$; $\epsilon_r = 35.265$; $\rho = 1000 \text{ kg/m}^3$

Phantom section: Flat Section

Ambient temperature: 21.7°C ; Liquid temperature: 21.6°C

DASY5 Configuration:

- Probe: EX3DV4 - SN7642; ConvF(5.15, 5.15, 5.15) @ 5750 MHz; Calibrated: 2022/3/2
- Sensor-Surface: 2mm (Mechanical Surface Detection)
- Electronics: DAE4 Sn679; Calibrated: 2021/6/1
- Phantom: ELI
- DASY52 52.10.4(1527); SEMCAD X 14.6.14(7483)

Area Scan (61x61x1): Interpolated grid: $dx=10 \text{ mm}$, $dy=10 \text{ mm}$


Maximum value of SAR (interpolated) = 15.9 W/kg
Zoom Scan (7x7x12)/Cube 0: Measurement grid: $dx=4\text{mm}$, $dy=4\text{mm}$, $dz=2\text{mm}$

Reference Value = 56.08 V/m ; Power Drift = -0.02 dB

Peak SAR (extrapolated) = 31.0 W/kg
SAR(1 g) = 8.01 W/kg ; SAR(10 g) = 2.39 W/kg

Smallest distance from peaks to all points 3 dB below = 7.5 mm

Ratio of SAR at M2 to SAR at M1 = 55.9%

Maximum value of SAR (measured) = 16.6 W/kg


0 dB = 16.6 W/kg = 12.20 dBW/kg

Unless otherwise stated the results shown in this test report refer only to the sample(s) tested and such sample(s) are retained for 90 days only.

除非另有說明，此報告結果僅對測試之樣品負責，同時此樣品僅保留90天。本報告未經本公司書面許可，不可部份複製。

This document is issued by the Company subject to its General Conditions of Service printed overleaf, available on request or accessible at <http://www.sgs.com.tw/Terms-and-Conditions> and for electronic format documents, subject to Terms and Conditions for Electronic Documents at <http://www.sgs.com.tw/Terms-and-Conditions>. Attention is drawn to the limitation of liability, indemnification and jurisdiction issues defined therein. Any holder of this document is advised that information contained hereon reflects the Company's findings at the time of its intervention only and within the limits of Client's instructions, if any. The Company's sole responsibility is to its Client and this document does not exonerate parties to a transaction from exercising all their rights and obligations under the transaction documents. This document cannot be reproduced except in full, without prior written approval of the Company. Any unauthorized alteration, forgery or falsification of the content or appearance of this document is unlawful and offenders may be prosecuted to the fullest extent of the law.

Report No. : TESA2204000033EN

Measurement Report for Device, FRONT, Validation band,
CW, Channel 6500 (6500.0 MHz)_SN:1006

Ambient temperature: 22.1°C; Liquid temperature: 21.7°C

Exposure Conditions

Phantom Section, TSL	Position, Test Distance [mm]	Conversion Factor	TSL Conductivity [S/m]	TSL Permittivity
Flat, HSL	FRONT, 5.00	5.65	6.198	35.617

Hardware Setup

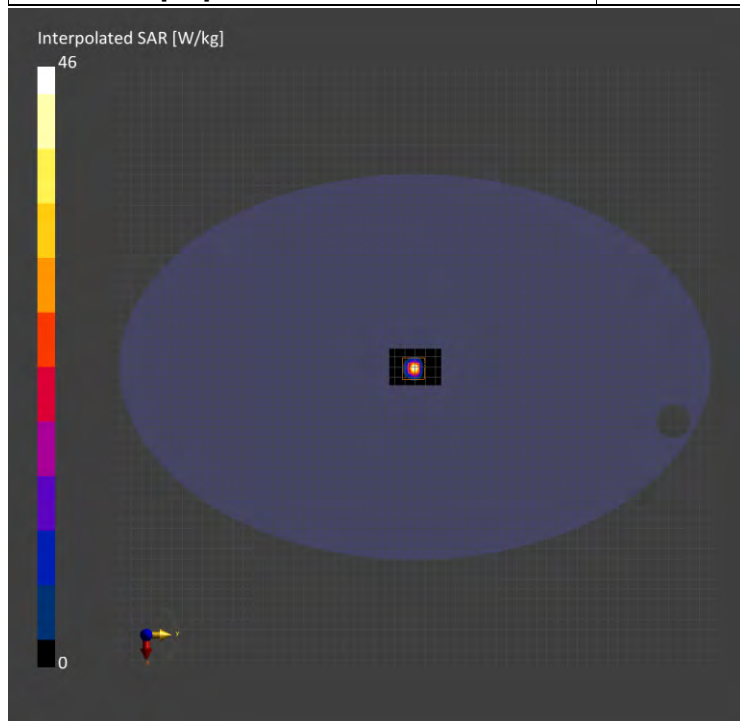
Phantom	Probe, Calibration Date	DAE, Calibration Date
ELI	EX3DV4 - SN7466, 2022-01-26	DAE4 Sn558, 2021-11-23

Scans Setup

	Area Scan	Zoom Scan
Grid Extents [mm]	36.0 x 51.0	22.0 x 22.0 x 22.0
Grid Steps [mm]	6.0 x 8.5	3.4 x 3.4 x 1.4
Sensor Surface [mm]	3.0	1.4

Measurement Results

	Area Scan	Zoom Scan
Date	2022-04-24, 00:19	2022-04-24, 00:29
psSAR1g [W/kg]	25.4	29.2
psSAR8g [W/kg]	6.11	6.63
psSAR10g [W/kg]	5.05	5.44
psPDab (4.0cm2, sq) [W/m2]		133
Power Drift [dB]	0.11	0.01
M2/M1 [%]		53.5
Dist 3dB Peak [mm]		4.8



Unless otherwise stated the results shown in this test report refer only to the sample(s) tested and such sample(s) are retained for 90 days only.

除非另有說明，此報告結果僅對測試之樣品負責，同時此樣品僅保留90天。本報告未經本公司書面許可，不可部份複製。

This document is issued by the Company subject to its General Conditions of Service printed overleaf, available on request or accessible at <http://www.sgs.com.tw/Terms-and-Conditions> and for electronic format documents, subject to Terms and Conditions for Electronic Documents at <http://www.sgs.com.tw/Terms-and-Conditions>. Attention is drawn to the limitation of liability, indemnification and jurisdiction issues defined therein. Any holder of this document is advised that information contained hereon reflects the Company's findings at the time of its intervention only and within the limits of Client's instructions, if any. The Company's sole responsibility is to its Client and this document does not exonerate parties to a transaction from exercising all their rights and obligations under the transaction documents. This document cannot be reproduced except in full, without prior written approval of the Company. Any unauthorized alteration, forgery or falsification of the content or appearance of this document is unlawful and offenders may be prosecuted to the fullest extent of the law.

Report No. : TESA2204000033EN

Measurement Report for Device, FRONT, Validation band,
CW, Channel 7000 (7000.0 MHz)_SN:1007

Ambient temperature: 22.3°C; Liquid temperature: 21.9°C

Exposure Conditions

Phantom Section, TSL	Position, Test Distance [mm]	Conversion Factor	TSL Conductivity [S/m]	TSL Permittivity
Flat, HSL	FRONT, 5.00	5.85	6.812	35.044

Hardware Setup

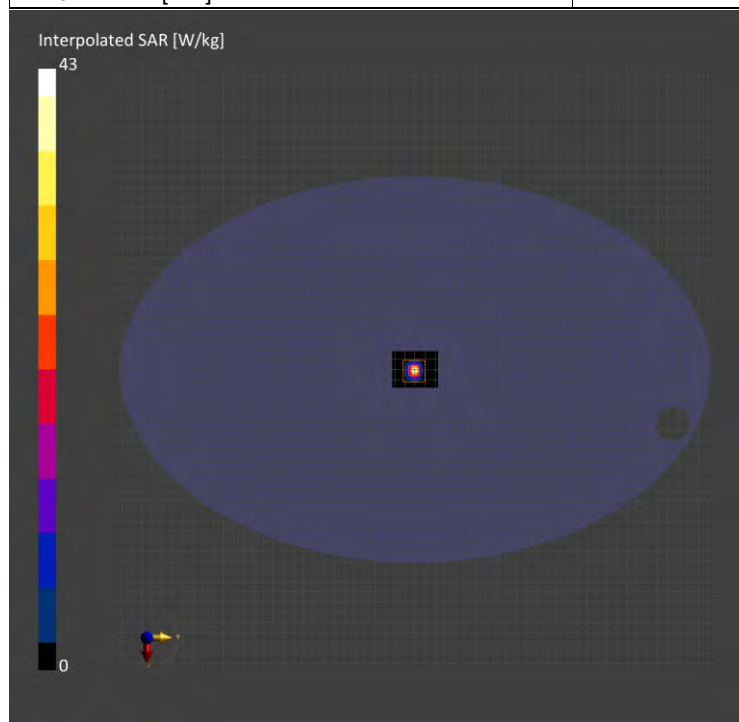
Phantom	Probe, Calibration Date	DAE, Calibration Date
ELI	EX3DV4 - SN7466, 2022-01-26	DAE4 Sn558, 2021-11-23

Scans Setup

	Area Scan	Zoom Scan
Grid Extents [mm]	36.0 x 45.0	22.0 x 22.0 x 22.0
Grid Steps [mm]	6.0 x 7.5	3.0 x 3.0 x 1.4
Sensor Surface [mm]	3.0	1.4

Measurement Results

	Area Scan	Zoom Scan
Date	2022-04-24, 10:35	2022-04-24, 10:45
psSAR1g [W/kg]	24.2	26.8
psSAR8g [W/kg]	5.74	5.92
psSAR10g [W/kg]	4.52	4.63
psPDab (4.0cm2, sq) [W/m2]		121
Power Drift [dB]	0.09	0.08
M2/M1 [%]		49.0
Dist 3dB Peak [mm]		4.6



Unless otherwise stated the results shown in this test report refer only to the sample(s) tested and such sample(s) are retained for 90 days only.

除非另有說明，此報告結果僅對測試之樣品負責，同時此樣品僅保留90天。本報告未經本公司書面許可，不可部份複製。

This document is issued by the Company subject to its General Conditions of Service printed overleaf, available on request or accessible at <http://www.sgs.com.tw/Terms-and-Conditions> and for electronic format documents, subject to Terms and Conditions for Electronic Documents at <http://www.sgs.com.tw/Terms-and-Conditions>. Attention is drawn to the limitation of liability, indemnification and jurisdiction issues defined therein. Any holder of this document is advised that information contained hereon reflects the Company's findings at the time of its intervention only and within the limits of Client's instructions, if any. The Company's sole responsibility is to its Client and this document does not exonerate parties to a transaction from exercising all their rights and obligations under the transaction documents. This document cannot be reproduced except in full, without prior written approval of the Company. Any unauthorized alteration, forgery or falsification of the content or appearance of this document is unlawful and offenders may be prosecuted to the fullest extent of the law.

SGS Taiwan Ltd.

No.134,Wu Kung Road, New Taipei Industrial Park, Wuku District, New Taipei City, Taiwan/新北市五股區新北產業園區五工路 134 號

台灣檢驗科技股份有限公司

t (886-2) 2299-3279

f (886-2) 2298-0488

www.sgs.com.tw

Member of SGS Group

Report No. : TESA2204000033EN

Measurement Report for 5G Verification Source 10GHz, FRONT, Validation band,
CW, Channel 10000 (10000.0 MHz)_SN:1021**Exposure Conditions**

Phantom Section	Position, Test Distance [mm]	Conversion Factor
5G	FRONT, 10.00	1.0

Hardware Setup

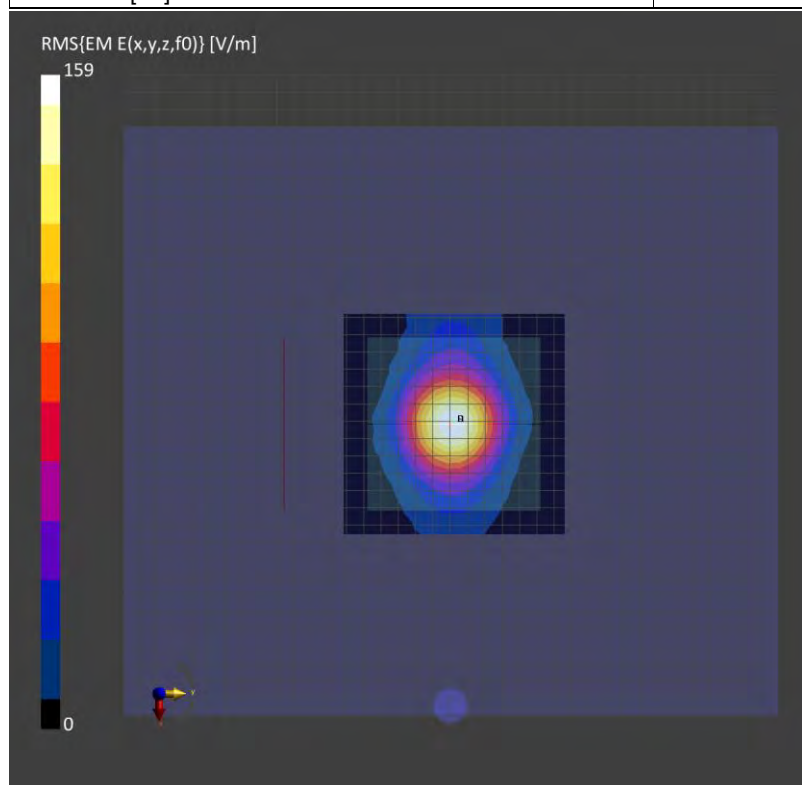
Phantom	Medium	Probe, Calibration Date	DAE, Calibration Date
mmWave - 1076	Air -	EUmmWV4 - SN9579_F1-55GHz, 2021-10-06	DAE4 Sn558, 2021-11-23

Scans Setup

Scan Type	5G Scan
Grid Extents [mm]	120.0 x 120.0
Grid Steps [lambda]	0.25 x 0.25
Sensor Surface [mm]	10.0

Measurement Results

Scan Type	5G Scan
Date	2022-04-25, 01:15
Avg. Area [cm ²]	4.00
psPDn+ [W/m ²]	53.7
psPDtot+ [W/m ²]	53.9
psPDmod+ [W/m ²]	54.0
E _{max} [V/m]	158
Power Drift [dB]	0.02



Unless otherwise stated the results shown in this test report refer only to the sample(s) tested and such sample(s) are retained for 90 days only.
除非另有說明，此報告結果僅對測試之樣品負責，同時此樣品僅保留90天。本報告未經本公司書面許可，不可部份複製。

This document is issued by the Company subject to its General Conditions of Service printed overleaf, available on request or accessible at <http://www.sgs.com.tw/Terms-and-Conditions> and for electronic format documents, subject to Terms and Conditions for Electronic Documents at <http://www.sgs.com.tw/Terms-and-Conditions>. Attention is drawn to the limitation of liability, indemnification and jurisdiction issues defined therein. Any holder of this document is advised that information contained hereon reflects the Company's findings at the time of its intervention only and within the limits of Client's instructions, if any. The Company's sole responsibility is to its Client and this document does not exonerate parties to a transaction from exercising all their rights and obligations under the transaction documents. This document cannot be reproduced except in full, without prior written approval of the Company. Any unauthorized alteration, forgery or falsification of the content or appearance of this document is unlawful and offenders may be prosecuted to the fullest extent of the law.

SGS Taiwan Ltd.

No.134,Wu Kung Road, New Taipei Industrial Park, Wuku District, New Taipei City, Taiwan/新北市五股區新北產業園區五工路 134 號

台灣檢驗科技股份有限公司

t (886-2) 2299-3279

f (886-2) 2298-0488

www.sgs.com.tw

Member of SGS Group

7.Uncertainty Budget

Measurement Uncertainty evaluation template for DUT SAR test (3-6G)

A	c	D	e		f	g	h=c * f / e	i=c * g / e	k
Source of Uncertainty	Tolerance/ Uncertainty	Probability Distributio	Div	Div Value	ci (1g)	ci (10g)	Standard uncertainty	Standard uncertainty	vi, or Veff
Measurement system									
Probe calibration	6.55%	N	1	1	1	1	6.55%	6.55%	∞
Isotropy , Axial	3.50%	R	$\sqrt{3}$	1.732	1	1	2.02%	2.02%	∞
Isotropy, Hemispherical	9.60%	R	$\sqrt{3}$	1.732	1	1	5.54%	5.54%	∞
Modulation Response	2.40%	R	$\sqrt{3}$	1.732	1	1	1.40%	1.40%	∞
Boundary Effect	1.00%	R	$\sqrt{3}$	1.732	1	1	0.58%	0.58%	∞
Linearity	4.70%	R	$\sqrt{3}$	1.732	1	1	2.71%	2.71%	∞
Detection Limits	1.00%	R	$\sqrt{3}$	1.732	1	1	0.58%	0.58%	∞
Readout Electronics	0.30%	N	1	1	1	1	0.30%	0.30%	∞
Response time	0.80%	R	$\sqrt{3}$	1.732	1	1	0.46%	0.46%	∞
Integration Time	2.60%	R	$\sqrt{3}$	1.732	1	1	1.50%	1.50%	∞
Measurement drift (class A evaluation)	1.75%	R	$\sqrt{3}$	1.732	1	1	1.01%	1.01%	∞
RF ambient condition - noise	3.00%	R	$\sqrt{3}$	1.732	1	1	1.73%	1.73%	∞
RF ambient conditions - reflections	3.00%	R	$\sqrt{3}$	1.732	1	1	1.73%	1.73%	∞
Probe positioner Mechanical restrictions	0.40%	R	$\sqrt{3}$	1.732	1	1	0.23%	0.23%	∞
Probe Positioning with respect to phantom shell	2.90%	R	$\sqrt{3}$	1.732	1	1	1.67%	1.67%	∞
Post-processing	1.00%	R	$\sqrt{3}$	1.732	1	1	0.58%	0.58%	∞
Max SAR Eval	1.00%	R	$\sqrt{3}$	1.732	1	1	0.58%	0.58%	∞
Test Sample related									
Test sample positioning	2.90%	N	1	1	1	1	2.90%	2.90%	M-1
Device Holder Uncertainty	3.60%	N	1	1	1	1	3.60%	3.60%	M-1
Drift of output power	5.00%	R	$\sqrt{3}$	1.732	1	1	2.89%	2.89%	∞
Phantom and Setup									
Phantom Uncertainty	4.00%	R	$\sqrt{3}$	1.732	1	1	2.31%	2.31%	∞
Liquid permittivity (mea.)	0.81%	N	1	1	0.64	0.43	0.52%	0.35%	M
Liquid Conductivity (mea.)	1.23%	N	1	1	0.6	0.49	0.74%	0.60%	M
Combined standard uncertainty		RSS					11.75%	11.73%	
Expant uncertainty (95% confidence interval), K=2							23.50%	23.45%	

Unless otherwise stated the results shown in this test report refer only to the sample(s) tested and such sample(s) are retained for 90 days only.

除非另有說明，此報告結果僅對測試之樣品負責，同時此樣品僅保留90天。本報告未經本公司書面許可，不可部份複製。

This document is issued by the Company subject to its General Conditions of Service printed overleaf, available on request or accessible at <http://www.sgs.com.tw/Terms-and-Conditions> and for electronic format documents, subject to Terms and Conditions for Electronic Documents at <http://www.sgs.com.tw/Terms-and-Conditions>. Attention is drawn to the limitation of liability, indemnification and jurisdiction issues defined therein. Any holder of this document is advised that information contained hereon reflects the Company's findings at the time of its intervention only and within the limits of Client's instructions, if any. The Company's sole responsibility is to its Client and this document does not exonerate parties to a transaction from exercising all their rights and obligations under the transaction documents. This document cannot be reproduced except in full, without prior written approval of the Company. Any unauthorized alteration, forgery or falsification of the content or appearance of this document is unlawful and offenders may be prosecuted to the fullest extent of the law.

SGS Taiwan Ltd.

No.134,Wu Kung Road, New Taipei Industrial Park, Wuku District, New Taipei City, Taiwan/新北市五股區新北產業園區五工路 134 號

台灣檢驗科技股份有限公司

t (886-2) 2299-3279

f (886-2) 2298-0488

www.sgs.com.tw

Member of SGS Group

Measurement Uncertainty evaluation template for DUT SAR test (0.3-3G)

A	c	D	e		f	g	h=c * f / e	i=c * g / e	k
Source of Uncertainty	Tolerance/ Uncertainty	Probability Distributio	Div	Div Value	ci (1g)	ci (10g)	Standard uncertainty	Standard uncertainty	vi, or Veff
Measurement system									
Probe calibration	6.00%	N	1	1	1	1	6.00%	6.00%	∞
<i>Isotropy , Axial</i>	3.50%	R	$\sqrt{3}$	1.732	1	1	2.02%	2.02%	∞
<i>Isotropy, Hemispherical</i>	9.60%	R	$\sqrt{3}$	1.732	1	1	5.54%	5.54%	∞
Modulation Response	2.40%	R	$\sqrt{3}$	1.732	1	1	1.40%	1.40%	∞
Boundary Effect	1.00%	R	$\sqrt{3}$	1.732	1	1	0.58%	0.58%	∞
Linearity	4.70%	R	$\sqrt{3}$	1.732	1	1	2.71%	2.71%	∞
Detection Limits	1.00%	R	$\sqrt{3}$	1.732	1	1	0.58%	0.58%	∞
Readout Electronics	0.30%	N	1	1	1	1	0.30%	0.30%	∞
Response time	0.80%	R	$\sqrt{3}$	1.732	1	1	0.46%	0.46%	∞
Integration Time	2.60%	R	$\sqrt{3}$	1.732	1	1	1.50%	1.50%	∞
Measurement drift (class A evaluation)	1.75%	R	$\sqrt{3}$	1.732	1	1	1.01%	1.01%	∞
RF ambient condition - noise	3.00%	R	$\sqrt{3}$	1.732	1	1	1.73%	1.73%	∞
RF ambient conditions - reflections	3.00%	R	$\sqrt{3}$	1.732	1	1	1.73%	1.73%	∞
Probe positioner Mechanical restrictions	0.40%	R	$\sqrt{3}$	1.732	1	1	0.23%	0.23%	∞
Probe Positioning with respect to phantom shell	2.90%	R	$\sqrt{3}$	1.732	1	1	1.67%	1.67%	∞
Post-processing	1.00%	R	$\sqrt{3}$	1.732	1	1	0.58%	0.58%	∞
Max SAR Eval	1.00%	R	$\sqrt{3}$	1.732	1	1	0.58%	0.58%	∞
Test Sample related									
Test sample positioning	2.90%	N	1	1	1	1	2.90%	2.90%	M-1
Device Holder Uncertainty	3.60%	N	1	1	1	1	3.60%	3.60%	M-1
Drift of output power	5.00%	R	$\sqrt{3}$	1.732	1	1	2.89%	2.89%	∞
Phantom and Setup									
Phantom Uncertainty	4.00%	R	$\sqrt{3}$	1.732	1	1	2.31%	2.31%	∞
Liquid permittivity (mea.)	0.19%	N	1	1	0.64	0.43	0.12%	0.08%	M
Liquid Conductivity (mea.)	0.16%	N	1	1	0.6	0.49	0.10%	0.08%	M
Combined standard uncertainty		RSS					11.42%	11.41%	
Expant uncertainty (95% confidence interval), K=2							22.84%	22.82%	

Unless otherwise stated the results shown in this test report refer only to the sample(s) tested and such sample(s) are retained for 90 days only.

除非另有說明，此報告結果僅對測試之樣品負責，同時此樣品僅保留90天。本報告未經本公司書面許可，不可部份複製。

This document is issued by the Company subject to its General Conditions of Service printed overleaf, available on request or accessible at <http://www.sgs.com.tw/Terms-and-Conditions> and for electronic format documents, subject to Terms and Conditions for Electronic Documents at <http://www.sgs.com.tw/Terms-and-Conditions>. Attention is drawn to the limitation of liability, indemnification and jurisdiction issues defined therein. Any holder of this document is advised that information contained hereon reflects the Company's findings at the time of its intervention only and within the limits of Client's instructions, if any. The Company's sole responsibility is to its Client and this document does not exonerate parties to a transaction from exercising all their rights and obligations under the transaction documents. This document cannot be reproduced except in full, without prior written approval of the Company. Any unauthorized alteration, forgery or falsification of the content or appearance of this document is unlawful and offenders may be prosecuted to the fullest extent of the law.

SGS Taiwan Ltd.

No.134,Wu Kung Road, New Taipei Industrial Park, Wuku District, New Taipei City, Taiwan/新北市五股區新北產業園區五工路 134 號

台灣檢驗科技股份有限公司

t (886-2) 2299-3279

f (886-2) 2298-0488

www.sgs.com.tw

Member of SGS Group

DASY6 Uncertainty Budget According to IEC/IEEE 62209-1528 (Frequency band: 6GHz - 10GHz range)

a	b	c	d		e	e	f=b * e / d	f=b * e / d
Source of Uncertainty	Uncertainty Value (±%)	Probability Distribution	Div.	Div. Value	(ci) 1g	(ci) 10g	Std. uncertainty (1g) (±%)	Std. uncertainty (10g) (±%)
Measurement system errors								
Probe calibration	18.6	N	2	2	1	1	9.3	9.3
Probe Calibration Drift	1.7	R	√3	1.732	1	1	1.0	1.0
Probe Linearity	4.7	R	√3	1.732	1	1	2.7	2.7
Broadband Signal	2.8	R	√3	1.732	1	1	1.6	1.6
Probe Isotropy	7.6	R	√3	1.732	1	1	4.4	4.4
Data Acquisition	0.3	N	1	1	1	1	0.3	0.3
RF Ambient	1.8	N	1	1	1	1	1.8	1.8
Probe positioning	0.2	N	1	1	0.67	0.67	0.1	0.1
Data Processing	3.5	N	1	1	1	1	3.5	3.5
Phantom and device errors								
Conductivity (meas.)DAK	2.5	N	1	1	0.78	0.71	2.0	1.8
Conductivity (temp.)BB	2.4	R	√3	1.732	0.78	0.71	1.1	1.0
Phantom Permittivity	14.0	R	√3	1.732	0.5	0.5	4.0	4.0
Distance DUT - TSL	2.0	N	1	1	2	2	4.0	4.0
Device Positioning (±0.5mm)	1.0	N	1	1	1	1	1.0	1.0
Device Holder	3.6	N	1	1	1	1	3.6	3.6
DUT Modulationm	2.4	R	√3	1.732	1	1	1.4	1.4
Time-average SAR	0.0	R	√3	1.732	1	1	0.0	0.0
DUT drift	2.5	N	1	1	1	1	2.5	2.5
Val Antenna Unc.	0.0	N	1	1	1	1	0.0	0.0
Unc. Input Power	0.0	N	1	1	1	1	0.0	0.0
Correction to the SAR results								
Deviation to Target	1.90	N	1	1	1	0.84	1.9	1.6
SAR scaling		R	√3	1.732	1	1	0.0	0.0
Combined Std. uncertainty							14.0	13.9
Expanded Std. uncertainty (95% confidence interval), K=2							28.0	27.8

Unless otherwise stated the results shown in this test report refer only to the sample(s) tested and such sample(s) are retained for 90 days only.

除非另有說明，此報告結果僅對測試之樣品負責，同時此樣品僅保留90天。本報告未經本公司書面許可，不可部份複製。

This document is issued by the Company subject to its General Conditions of Service printed overleaf, available on request or accessible at <http://www.sgs.com.tw/Terms-and-Conditions> and for electronic format documents, subject to Terms and Conditions for Electronic Documents at <http://www.sgs.com.tw/Terms-and-Conditions>. Attention is drawn to the limitation of liability, indemnification and jurisdiction issues defined therein. Any holder of this document is advised that information contained hereon reflects the Company's findings at the time of its intervention only and within the limits of Client's instructions, if any. The Company's sole responsibility is to its Client and this document does not exonerate parties to a transaction from exercising all their rights and obligations under the transaction documents. This document cannot be reproduced except in full, without prior written approval of the Company. Any unauthorized alteration, forgery or falsification of the content or appearance of this document is unlawful and offenders may be prosecuted to the fullest extent of the law.

SGS Taiwan Ltd.

No.134,Wu Kung Road, New Taipei Industrial Park, Wuku District, New Taipei City, Taiwan/新北市五股區新北產業園區五工路 134 號

台灣檢驗科技股份有限公司

t (886-2) 2299-3279

f (886-2) 2298-0488

www.sgs.com.tw

Member of SGS Group

cDASY6 Module mmWave Uncertainty Budget for PD

Evaluation Distances to the Antennas $\geq \lambda / 5$

In Compliance with IEC/IEEE 63195

a	b	c	d		e	f=b * e / d	g
Source of Uncertainty	Uncertainty Value (+/-dB)	Probability Distribution	Div.	Div. Value	ci	Std. uncertainty (+/-dB)	(vi) Veff
Uncertainty terms dependent on the measurement system							
Probe calibration	0.49	N	1	1	1	0.49	∞
Probe correction	0.00	R	$\sqrt{3}$	1.732	1	0.00	∞
Frequency response (BW \leq 1GHz)	0.20	R	$\sqrt{3}$	1.732	1	0.12	∞
Sensor cross coupling	0.00	R	$\sqrt{3}$	1.732	1	0.00	∞
Isotropy	0.50	R	$\sqrt{3}$	1.732	1	0.29	∞
Linearity	0.20	R	$\sqrt{3}$	1.732	1	0.12	∞
Probe scattering	0.00	R	$\sqrt{3}$	1.732	1	0.00	∞
Probe positioning offset	0.30	R	$\sqrt{3}$	1.732	1	0.17	∞
Probe positioning repeatability	0.04	R	$\sqrt{3}$	1.732	1	0.02	∞
Sensor mechanical offset	0.00	R	$\sqrt{3}$	1.732	1	0.00	∞
Probe spatial resolution	0.00	R	$\sqrt{3}$	1.732	1	0.00	∞
Field impedance dependance	0.00	R	$\sqrt{3}$	1.732	1	0.00	∞
Amplitude and phase drift	0.00	R	$\sqrt{3}$	1.732	1	0.00	∞
Amplitude and phase noise	0.04	R	$\sqrt{3}$	1.732	1	0.02	∞
Measurement area truncation	0.00	R	$\sqrt{3}$	1.732	1	0.00	∞
Data acquisition	0.03	N	1	1	1	0.03	∞
Sampling	0.00	R	$\sqrt{3}$	1	1	0.00	∞
Field reconstruction	2.00	R	$\sqrt{3}$	1.732	1	1.15	∞
Forward transformation	0.00	R	$\sqrt{3}$	1.732	1	0.00	∞
Power density scaling	-	R	$\sqrt{3}$	1.732	1	-	∞
Spatial averaging	0.10	R	$\sqrt{3}$	1.732	1	0.06	∞
System detection limit	0.04	R	$\sqrt{3}$	1.732	1	0.02	∞
Uncertainty terms dependent on the DUT and environmental factors							
Probe coupling with DUT	0.00	R	$\sqrt{3}$	1.732	1	0.00	∞
Modulation response	0.40	R	$\sqrt{3}$	1.732	1	0.23	∞
Integration time	0.00	R	$\sqrt{3}$	1.732	1	0.00	∞
Response time	0.00	R	$\sqrt{3}$	1.732	1	0.00	∞
Device holder influence	0.10	R	$\sqrt{3}$	1.732	1	0.06	∞
DUT alignment	0.00	R	$\sqrt{3}$	1.732	1	0.00	∞
RF ambient conditions	0.04	R	$\sqrt{3}$	1.732	1	0.02	∞
Ambient reflections	0.04	R	$\sqrt{3}$	1.732	1	0.02	∞
Immunity / secondary reception	0.00	R	$\sqrt{3}$	1.732	1	0.00	∞
Drift of the DUT	-	R	$\sqrt{3}$	1.732	1	-	∞
Combined Std. uncertainty						1.33	
Expanded Std. uncertainty (95% confidence interval), K=2						2.67	

Unless otherwise stated the results shown in this test report refer only to the sample(s) tested and such sample(s) are retained for 90 days only.

除非另有說明，此報告結果僅對測試之樣品負責，同時此樣品僅保留90天。本報告未經本公司書面許可，不可部份複製。

This document is issued by the Company subject to its General Conditions of Service printed overleaf, available on request or accessible at <http://www.sgs.com.tw/Terms-and-Conditions> and for electronic format documents, subject to Terms and Conditions for Electronic Documents at <http://www.sgs.com.tw/Terms-and-Conditions>. Attention is drawn to the limitation of liability, indemnification and jurisdiction issues defined therein. Any holder of this document is advised that information contained hereon reflects the Company's findings at the time of its intervention only and within the limits of Client's instructions, if any. The Company's sole responsibility is to its Client and this document does not exonerate parties to a transaction from exercising all their rights and obligations under the transaction documents. This document cannot be reproduced except in full, without prior written approval of the Company. Any unauthorized alteration, forgery or falsification of the content or appearance of this document is unlawful and offenders may be prosecuted to the fullest extent of the law.

SGS Taiwan Ltd.

No.134,Wu Kung Road, New Taipei Industrial Park, Wuku District, New Taipei City, Taiwan/新北市五股區新北產業園區五工路 134 號

台灣檢驗科技股份有限公司

t (886-2) 2299-3279

f (886-2) 2298-0488

www.sgs.com.tw

Member of SGS Group

Appendixes

Refer to separated files for the following appendixes.

TESA2204000033EN SAR_Appendix A Photographs

TESA2204000033EN SAR_Appendix B DAE & Probe Cal. Certificate

TESA2204000033EN SAR_Appendix C Phantom Description & Dipole Cal. Certificate

- End of report -

Unless otherwise stated the results shown in this test report refer only to the sample(s) tested and such sample(s) are retained for 90 days only.

除非另有說明，此報告結果僅對測試之樣品負責，同時此樣品僅保留90天。本報告未經本公司書面許可，不可部份複製。

This document is issued by the Company subject to its General Conditions of Service printed overleaf, available on request or accessible at <http://www.sgs.com.tw/Terms-and-Conditions> and for electronic format documents, subject to Terms and Conditions for Electronic Documents at <http://www.sgs.com.tw/Terms-and-Conditions>. Attention is drawn to the limitation of liability, indemnification and jurisdiction issues defined therein. Any holder of this document is advised that information contained hereon reflects the Company's findings at the time of its intervention only and within the limits of Client's instructions, if any. The Company's sole responsibility is to its Client and this document does not exonerate parties to a transaction from exercising all their rights and obligations under the transaction documents. This document cannot be reproduced except in full, without prior written approval of the Company. Any unauthorized alteration, forgery or falsification of the content or appearance of this document is unlawful and offenders may be prosecuted to the fullest extent of the law.