

# Appendix C

## Phantom Description

Schmid &amp; Partner Engineering AG

s p e a g

Zeughausstrasse 43, 8004 Zurich, Switzerland  
Phone +41 44 245 9700, Fax +41 44 245 9779  
info@speag.com, http://www.speag.com

### Certificate of Conformity / First Article Inspection

|              |                                                                         |
|--------------|-------------------------------------------------------------------------|
| Item         | Oval Flat Phantom ELI 5.0                                               |
| Type No      | QD OVA 002 A                                                            |
| Series No    | 1108 and higher                                                         |
| Manufacturer | Untersee Composites<br>Knebelstrasse 8, CH-8268 Mannenbach, Switzerland |

#### Tests

Complete tests were made on the prototype units QD OVA 001 A, pre-series units QD OVA 001 B as well as on some series units QD OVA 001 B. Some tests are made on all series units QD OVA 002 A.

| Test                 | Requirement                                                                         | Details                                                                                    | Units tested              |
|----------------------|-------------------------------------------------------------------------------------|--------------------------------------------------------------------------------------------|---------------------------|
| Shape                | Internal dimensions, depth and sagging are compatible with standards                | Bottom elliptical 600 x 400 mm, Depth 190 mm, dimension compliant with [1] for f > 375 MHz | Prototypes                |
| Material thickness   | Bottom: 2.0mm +/- 0.2mm                                                             | dimension compliant with [3] for f > 800 MHz                                               | all                       |
| Material parameters  | rel. permittivity 2 – 5, loss tangent ≤ 0.05, at f ≤ 6 GHz                          | rel. permittivity 3.5 +/- 0.5 loss tangent ≤ 0.05                                          | Material samples          |
| Material resistivity | Compatibility with tissue simulating liquids .                                      | Compatible with SPEAG liquids. **                                                          | Phantoms, Material sample |
| Sagging              | Sagging of the flat section in tolerance when filled with tissue simulating liquid. | within tolerance for filling height up to 155 mm                                           | Prototypes, samples       |

\*\* Note: Compatibility restrictions apply certain liquid components mentioned in the standard, containing e.g. DGBE, DGMHE or Triton X-100. Observe technical note on material compatibility.

#### Standards

- [1] OET Bulletin 65, Supplement C, "Evaluating Compliance with FCC Guidelines for Human Exposure to Radiofrequency Electromagnetic Fields", Edition 01-01
- [2] IEEE 1528-2003, "Recommended Practice for Determining the Peak Spatial-Average Specific Absorption Rate (SAR) in the Human Head from Wireless Communications Devices: Measurement Techniques, December 2003
- [3] IEC 62209-1 ed1.0, "Human exposure to radio frequency fields from hand-held and body-mounted wireless communication devices - Human models, instrumentation, and procedures - Part 1: Procedure to determine the specific absorption rate (SAR) for hand-held devices used in close proximity to the ear (frequency range of 300 MHz to 3 GHz)", 2005-02-18
- [4] IEC 62209-2 ed1.0, "Human exposure to radio frequency fields from hand-held and body-mounted wireless communication devices - Human models, instrumentation, and procedures - Part 2: Procedure to determine the specific absorption rate (SAR) for wireless communication devices used in close proximity to the human body (frequency range of 30 MHz to 6 GHz)", 2010-03-30

#### Conformity

Based on the sample tests above, we certify that this item is in compliance with the uncertainty requirements of body-worn SAR measurements and system performance checks as specified in [1 – 4] and further standards.

Date 25.7.2011

Signature / Stamp

s p e a g

Schmid & Partner Engineering AG  
Zeughausstrasse 43, 8004 Zurich, Switzerland  
Phone +41 44 245 9700, Fax +41 44 245 9779  
info@speag.com, http://www.speag.com

Doc No 881 – QD OVA 002 A - A

Page 1 (1)

Unless otherwise stated the results shown in this test report refer only to the sample(s) tested and such sample(s) are retained for 90 days only.

除非另有說明，此報告結果僅對測試之樣品負責，同時此樣品僅保留90天。本報告未經本公司書面許可，不可部份複製。

This document is issued by the Company subject to its General Conditions of Service printed overleaf, available on request or accessible at <http://www.sgs.com.tw/Terms-and-Conditions> and for electronic format documents, subject to Terms and Conditions for Electronic Documents at <http://www.sgs.com.tw/Terms-and-Conditions>. Attention is drawn to the limitation of liability, indemnification and jurisdiction issues defined therein. Any holder of this document is advised that information contained hereon reflects the Company's findings at the time of its intervention only and within the limits of Client's instructions, if any. The Company's sole responsibility is to its Client and this document does not exonerate parties to a transaction from exercising all their rights and obligations under the transaction documents. This document cannot be reproduced except in full, without prior written approval of the Company. Any unauthorized alteration, forgery or falsification of the content or appearance of this document is unlawful and offenders may be prosecuted to the fullest extent of the law.

SGS Taiwan Ltd.

No.134,Wu Kung Road, New Taipei Industrial Park, Wuku District, New Taipei City, Taiwan/新北市五股區新北產業園區五工路 134 號

台灣檢驗科技股份有限公司

t (886-2) 2299-3279

f (886-2) 2298-0488

www.sgs.com.tw

Member of SGS Group

## System Validation from Original Equipment Supplier



Add: No.52 HuaYuanBei Road, Haidian District, Beijing, 100191  
Tel: +86-10-62304633-2117  
E-mail: cttl@chinattl.com http://www.caict.ac.cn



中国认可  
国际互认  
校准  
CALIBRATION  
CNAS L0570

Client **SGS**Certificate No: **J23Z60374**

## CALIBRATION CERTIFICATE

Object **D2450V2 - SN: 728**Calibration Procedure(s) **FF-Z11-003-01**  
**Calibration Procedures for dipole validation kits**Calibration date: **August 28, 2023**

This calibration Certificate documents the traceability to national standards, which realize the physical units of measurements (SI). The measurements and the uncertainties with confidence probability are given on the following pages and are part of the certificate.

All calibrations have been conducted in the closed laboratory facility: environment temperature (22±3)°C and humidity<70%.

Calibration Equipment used (M&amp;TE critical for calibration)

| Primary Standards       | ID #       | Cal Date (Calibrated by, Certificate No.) | Scheduled Calibration |
|-------------------------|------------|-------------------------------------------|-----------------------|
| Power Meter NRP2        | 106277     | 22-Sep-22 (CTTL, No.J22X09561)            | Sep-23                |
| Power sensor NRP8S      | 104291     | 22-Sep-22 (CTTL, No.J22X09561)            | Sep-23                |
| Reference Probe EX3DV4  | SN 3617    | 31-Mar-23(CTTL-SPEAG,No.Z23-60161)        | Mar-24                |
| DAE4                    | SN 1556    | 11-Jan-23(CTTL-SPEAG,No.Z23-60034)        | Jan-24                |
| Secondary Standards     | ID #       | Cal Date (Calibrated by, Certificate No.) | Scheduled Calibration |
| Signal Generator E4438C | MY49071430 | 05-Jan-23 (CTTL, No. J23X00107)           | Jan-24                |
| NetworkAnalyzer E5071C  | MY46110673 | 10-Jan-23 (CTTL, No. J23X00104)           | Jan-24                |

|                |             |                    |           |
|----------------|-------------|--------------------|-----------|
|                | Name        | Function           | Signature |
| Calibrated by: | Zhao Jing   | SAR Test Engineer  |           |
| Reviewed by:   | Lin Hao     | SAR Test Engineer  |           |
| Approved by:   | Qi Dianyuan | SAR Project Leader |           |

Issued: September 1, 2023

This calibration certificate shall not be reproduced except in full without written approval of the laboratory.

Certificate No: J23Z60374

Page 1 of 6

Unless otherwise stated the results shown in this test report refer only to the sample(s) tested and such sample(s) are retained for 90 days only.  
除非另有說明，此報告結果僅對測試之樣品負責，同時此樣品僅保留90天。本報告未經本公司書面許可，不可部份複製。

This document is issued by the Company subject to its General Conditions of Service printed overleaf, available on request or accessible at <http://www.sgs.com.tw/Terms-and-Conditions> and for electronic format documents, subject to Terms and Conditions for Electronic Documents at <http://www.sgs.com.tw/Terms-and-Conditions>. Attention is drawn to the limitation of liability, indemnification and jurisdiction issues defined therein. Any holder of this document is advised that information contained hereon reflects the Company's findings at the time of its intervention only and within the limits of Client's instructions, if any. The Company's sole responsibility is to its Client and this document does not exonerate parties to a transaction from exercising all their rights and obligations under the transaction documents. This document cannot be reproduced except in full, without prior written approval of the Company. Any unauthorized alteration, forgery or falsification of the content or appearance of this document is unlawful and offenders may be prosecuted to the fullest extent of the law.

SGS Taiwan Ltd.

No.134,Wu Kung Road, New Taipei Industrial Park, Wuku District, New Taipei City, Taiwan/新北市五股區新北產業園區五工路 134 號

台灣檢驗科技股份有限公司

t (886-2) 2299-3279

f (886-2) 2298-0488

www.sgs.com.tw

Member of SGS Group



Add: No.52 HuaYuanBei Road, Haidian District, Beijing, 100191, China  
Tel: +86-10-62304633-2117  
E-mail: cttl@chinattl.com <http://www.caict.ac.cn>



#### Glossary:

|       |                                            |
|-------|--------------------------------------------|
| TSL   | tissue simulating liquid                   |
| ConvF | sensitivity in TSL / NORM <sub>x,y,z</sub> |
| N/A   | not applicable or not measured             |

#### Calibration is Performed According to the Following Standards:

- IEC/IEEE 62209-1528, "Measurement Procedure for The Assessment of Specific Absorption Rate of Human Exposure to Radio Frequency Fields from Hand-held and Body-mounted Wireless Communication Devices- Part 1528: Human Models, Instrumentation and Procedures (Frequency range of 4 MHz to 10 GHz)", October 2020
- KDB 865664, "SAR Measurement Requirements for 100 MHz to 6 GHz"


#### Additional Documentation:

- DASY4/5 System Handbook

#### Methods Applied and Interpretation of Parameters:

- Measurement Conditions:** Further details are available from the Validation Report at the end of the certificate. All figures stated in the certificate are valid at the frequency indicated.
- Antenna Parameters with TSL:** The dipole is mounted with the spacer to position its feed point exactly below the center marking of the flat phantom section, with the arms oriented parallel to the body axis.
- Feed Point Impedance and Return Loss:** These parameters are measured with the dipole positioned under the liquid filled phantom. The impedance stated is transformed from the measurement at the SMA connector to the feed point. The Return Loss ensures low reflected power. No uncertainty required.
- Electrical Delay:** One-way delay between the SMA connector and the antenna feed point. No uncertainty required.
- SAR measured:** SAR measured at the stated antenna input power.
- SAR normalized:** SAR as measured, normalized to an input power of 1 W at the antenna connector.
- SAR for nominal TSL parameters:** The measured TSL parameters are used to calculate the nominal SAR result.

The reported uncertainty of measurement is stated as the standard uncertainty of Measurement multiplied by the coverage factor  $k=2$ , which for a normal distribution corresponds to a coverage probability of approximately 95%.



Add: No.52 HuaYuanBei Road, Haidian District, Beijing, 100191, China  
Tel: +86-10-62304633-2117  
E-mail: cttl@chinattl.com <http://www.caict.ac.cn>



## Measurement Conditions

DASY system configuration, as far as not given on page 1.

|                              |                          |             |
|------------------------------|--------------------------|-------------|
| DASY Version                 | DASY52                   | 52.10.4     |
| Extrapolation                | Advanced Extrapolation   |             |
| Phantom                      | Triple Flat Phantom 5.1C |             |
| Distance Dipole Center - TSL | 10 mm                    | with Spacer |
| Zoom Scan Resolution         | dx, dy, dz = 5 mm        |             |
| Frequency                    | 2450 MHz $\pm$ 1 MHz     |             |

## Head TSL parameters

The following parameters and calculations were applied.

|                                         | Temperature         | Permittivity   | Conductivity         |
|-----------------------------------------|---------------------|----------------|----------------------|
| Nominal Head TSL parameters             | 22.0 °C             | 39.2           | 1.80 mho/m           |
| Measured Head TSL parameters            | (22.0 $\pm$ 0.2) °C | 39.0 $\pm$ 6 % | 1.84 mho/m $\pm$ 6 % |
| Head TSL temperature change during test | <1.0 °C             | —              | —                    |

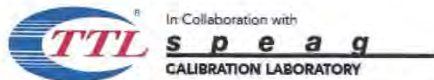
## SAR result with Head TSL

| SAR averaged over 1 cm <sup>3</sup> (1 g) of Head TSL   | Condition          |                              |
|---------------------------------------------------------|--------------------|------------------------------|
| SAR measured                                            | 250 mW input power | 13.5 W/kg                    |
| SAR for nominal Head TSL parameters                     | normalized to 1W   | 53.4 W/kg $\pm$ 18.8 % (k=2) |
| SAR averaged over 10 cm <sup>3</sup> (10 g) of Head TSL | Condition          |                              |
| SAR measured                                            | 250 mW input power | 6.26 W/kg                    |
| SAR for nominal Head TSL parameters                     | normalized to 1W   | 24.9 W/kg $\pm$ 18.7 % (k=2) |

Unless otherwise stated the results shown in this test report refer only to the sample(s) tested and such sample(s) are retained for 90 days only.  
除非另有說明，此報告結果僅對測試之樣品負責，同時此樣品僅保留90天。本報告未經本公司書面許可，不可部份複製。

This document is issued by the Company subject to its General Conditions of Service printed overleaf, available on request or accessible at <http://www.sgs.com.tw/Terms-and-Conditions> and for electronic format documents, subject to Terms and Conditions for Electronic Documents at <http://www.sgs.com.tw/Terms-and-Conditions>. Attention is drawn to the limitation of liability, indemnification and jurisdiction issues defined therein. Any holder of this document is advised that information contained hereon reflects the Company's findings at the time of its intervention only and within the limits of Client's instructions, if any. The Company's sole responsibility is to its Client and this document does not exonerate parties to a transaction from exercising all their rights and obligations under the transaction documents. This document cannot be reproduced except in full, without prior written approval of the Company. Any unauthorized alteration, forgery or falsification of the content or appearance of this document is unlawful and offenders may be prosecuted to the fullest extent of the law.





Add: No.52 HuaYuanBei Road, Haidian District, Beijing, 100191, China  
Tel: +86-10-62304633-2117  
E-mail: cttl@chinattl.com http://www.caiet.ac.cn



#### Appendix (Additional assessments outside the scope of CNAS L0570)

##### Antenna Parameters with Head TSL

|                                      |               |
|--------------------------------------|---------------|
| Impedance, transformed to feed point | 53.2Ω+ 7.39jΩ |
| Return Loss                          | - 22.2dB      |

##### General Antenna Parameters and Design

|                                  |          |
|----------------------------------|----------|
| Electrical Delay (one direction) | 1.059 ns |
|----------------------------------|----------|

After long term use with 100W radiated power, only a slight warming of the dipole near the feed-point can be measured.

The dipole is made of standard semirigid coaxial cable. The center conductor of the feeding line is directly connected to the second arm of the dipole. The antenna is therefore short-circuited for DC-signals. On some of the dipoles, small end caps are added to the dipole arms in order to improve matching when loaded according to the position as explained in the "Measurement Conditions" paragraph. The SAR data are not affected by this change. The overall dipole length is still according to the Standard.  
No excessive force must be applied to the dipole arms, because they might bend or the soldered connections near the feed-point may be damaged.

##### Additional EUT Data

|                 |       |
|-----------------|-------|
| Manufactured by | SPEAG |
|-----------------|-------|



Add: No.52 HuaYuanBei Road, Haidian District, Beijing, 100191, China  
Tel: +86-10-62304633-2117  
E-mail: cttl@chinattl.com <http://www.caict.ac.cn>



## DASY5 Validation Report for Head TSL

Date: 2023-08-28

Test Laboratory: CTTL, Beijing, China

**DUT: Dipole 2450 MHz; Type: D2450V2; Serial: D2450V2 - SN: 728**

Communication System: UID 0, CW; Frequency: 2450 MHz

Medium parameters used:  $f = 2450$  MHz;  $\sigma = 1.835$  S/m;  $\epsilon_r = 39.03$ ;  $\rho = 1000$  kg/m<sup>3</sup>

Phantom section: Right Section

Measurement Standard: DASY5 (IEEE/IEC/ANSI C63.19-2007)

DASY5 Configuration:

- Probe: EX3DV4 - SN3617; ConvF(7.68, 7.68, 7.68) @ 2450 MHz; Calibrated: 2023-03-31
- Sensor-Surface: 1.4mm (Mechanical Surface Detection)
- Electronics: DAE4 Sn1556; Calibrated: 2023-01-11
- Phantom: MFP\_V5.1C (20deg probe tilt); Type: QD 000 P51 Cx; Serial: 1062
- DASY52 52.10.4(1535); SEMCAD X 14.6.14(7501)

**Dipole Calibration/Zoom Scan (7x7x7) (7x7x7)/Cube 0:** Measurement grid: dx=5mm, dy=5mm, dz=5mm

Reference Value = 98.25 V/m; Power Drift = -0.04 dB

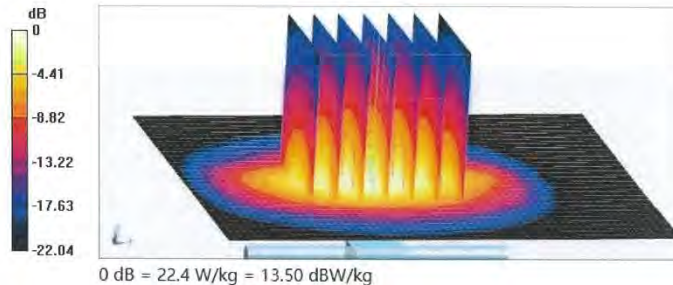
Peak SAR (extrapolated) = 28.0 W/kg

**SAR(1 g) = 13.5 W/kg; SAR(10 g) = 6.26 W/kg**

Smallest distance from peaks to all points 3 dB below = 9 mm

Ratio of SAR at M2 to SAR at M1 = 49.1%

Maximum value of SAR (measured) = 22.4 W/kg



Certificate No: J23Z60374

Page 5 of 6

Unless otherwise stated the results shown in this test report refer only to the sample(s) tested and such sample(s) are retained for 90 days only.  
除非另有說明，此報告結果僅對測試之樣品負責，同時此樣品僅保留90天。本報告未經本公司書面許可，不可部份複製。

This document is issued by the Company subject to its General Conditions of Service printed overleaf, available on request or accessible at <http://www.sgs.com.tw/Terms-and-Conditions> and for electronic format documents, subject to Terms and Conditions for Electronic Documents at <http://www.sgs.com.tw/Terms-and-Conditions>. Attention is drawn to the limitation of liability, indemnification and jurisdiction issues defined therein. Any holder of this document is advised that information contained hereon reflects the Company's findings at the time of its intervention only and within the limits of Client's instructions, if any. The Company's sole responsibility is to its Client and this document does not exonerate parties to a transaction from exercising all their rights and obligations under the transaction documents. This document cannot be reproduced except in full, without prior written approval of the Company. Any unauthorized alteration, forgery or falsification of the content or appearance of this document is unlawful and offenders may be prosecuted to the fullest extent of the law.

SGS Taiwan Ltd.

No.134,Wu Kung Road, New Taipei Industrial Park, Wuku District, New Taipei City, Taiwan/新北市五股區新北產業園區五工路 134 號

台灣檢驗科技股份有限公司

t (886-2) 2299-3279

f (886-2) 2298-0488

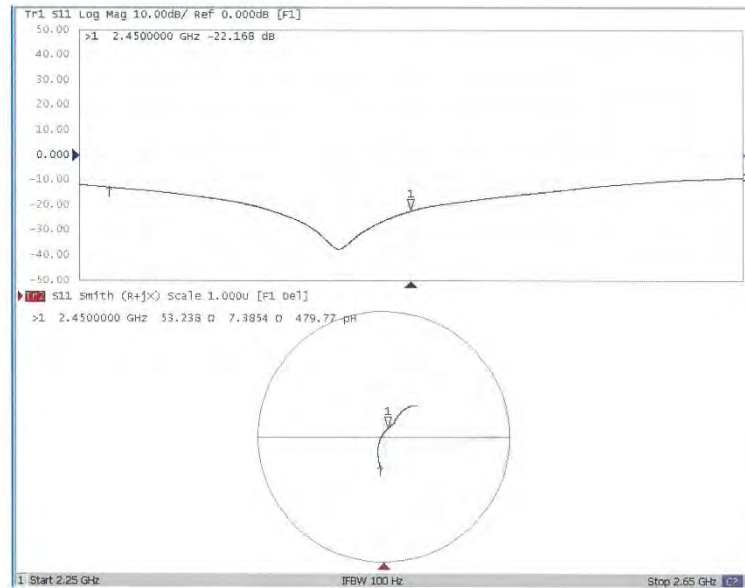
[www.sgs.com.tw](http://www.sgs.com.tw)

Member of SGS Group



Add: No.52 HuaYuanBei Road, Haidian District, Beijing, 100191, China  
Tel: +86-10-62304633-2117  
E-mail: cttl@chinattl.com <http://www.caict.ac.cn>

## Impedance Measurement Plot for Head TSL



Certificate No: J23Z60374

Page 6 of 6

Unless otherwise stated the results shown in this test report refer only to the sample(s) tested and such sample(s) are retained for 90 days only.  
除非另有說明，此報告結果僅對測試之樣品負責，同時此樣品僅保留90天。本報告未經本公司書面許可，不可部份複製。

This document is issued by the Company subject to its General Conditions of Service printed overleaf, available on request or accessible at <http://www.sgs.com.tw/Terms-and-Conditions> and for electronic format documents, subject to Terms and Conditions for Electronic Documents at <http://www.sgs.com.tw/Terms-and-Conditions>. Attention is drawn to the limitation of liability, indemnification and jurisdiction issues defined therein. Any holder of this document is advised that information contained hereon reflects the Company's findings at the time of its intervention only and within the limits of Client's instructions, if any. The Company's sole responsibility is to its Client and this document does not exonerate parties to a transaction from exercising all their rights and obligations under the transaction documents. This document cannot be reproduced except in full, without prior written approval of the Company. Any unauthorized alteration, forgery or falsification of the content or appearance of this document is unlawful and offenders may be prosecuted to the fullest extent of the law.

SGS Taiwan Ltd.

No.134, Wu Kung Road, New Taipei Industrial Park, Wuku District, New Taipei City, Taiwan/新北市五股區新北產業園區五工路 134 號

台灣檢驗科技股份有限公司

t (886-2) 2299-3279

f (886-2) 2298-0488

[www.sgs.com.tw](http://www.sgs.com.tw)

Member of SGS Group

Calibration Laboratory of  
Schmid & Partner  
Engineering AG  
Zeughausstrasse 43, 8004 Zurich, Switzerland



S Schweizerischer Kalibrierdienst  
C Service suisse d'étalonnage  
S Servizio svizzero di taratura  
S Swiss Calibration Service

Accreditation No.: SCS 0108

Accredited by the Swiss Accreditation Service (SAS)  
The Swiss Accreditation Service is one of the signatories to the EA  
Multilateral Agreement for the recognition of calibration certificates

Client **SGS**  
Taoyuan City

Certificate No. **D5GHzV2-1023\_Jan24**

## CALIBRATION CERTIFICATE

|                                                                                                                                                                                                                                                                               |                                                                                   |                                   |                          |
|-------------------------------------------------------------------------------------------------------------------------------------------------------------------------------------------------------------------------------------------------------------------------------|-----------------------------------------------------------------------------------|-----------------------------------|--------------------------|
| Object                                                                                                                                                                                                                                                                        | D5GHzV2 - SN:1023                                                                 |                                   |                          |
| Calibration procedure(s)                                                                                                                                                                                                                                                      | QA CAL-22.v7<br>Calibration Procedure for SAR Validation Sources between 3-10 GHz |                                   |                          |
| Calibration date:                                                                                                                                                                                                                                                             | January 24, 2024                                                                  |                                   |                          |
| This calibration certificate documents the traceability to national standards, which realize the physical units of measurements (SI).<br>The measurements and the uncertainties with confidence probability are given on the following pages and are part of the certificate. |                                                                                   |                                   |                          |
| All calibrations have been conducted in the closed laboratory facility: environment temperature ( $22 \pm 3$ )°C and humidity < 70%.                                                                                                                                          |                                                                                   |                                   |                          |
| Calibration Equipment used (M&TE critical for calibration)                                                                                                                                                                                                                    |                                                                                   |                                   |                          |
| Primary Standards                                                                                                                                                                                                                                                             | ID #                                                                              | Cal Date (Certificate No.)        | Scheduled Calibration    |
| Power meter NRP2                                                                                                                                                                                                                                                              | SN: 104778                                                                        | 30-Mar-23 (No. 217-03804/03805)   | Mar-24                   |
| Power sensor NRP-Z91                                                                                                                                                                                                                                                          | SN: 103244                                                                        | 30-Mar-23 (No. 217-03804)         | Mar-24                   |
| Power sensor NRP-Z91                                                                                                                                                                                                                                                          | SN: 103245                                                                        | 30-Mar-23 (No. 217-03805)         | Mar-24                   |
| Reference 20 dB Attenuator                                                                                                                                                                                                                                                    | SN: BH9394 (20k)                                                                  | 30-Mar-23 (No. 217-03809)         | Mar-24                   |
| Type-N mismatch combination                                                                                                                                                                                                                                                   | SN: 310982 / 06327                                                                | 30-Mar-23 (No. 217-03810)         | Mar-24                   |
| Reference Probe EX3DV4                                                                                                                                                                                                                                                        | SN: 3503                                                                          | 07-Mar-23 (No. EX3-3503_Mar23)    | Mar-24                   |
| DAE4                                                                                                                                                                                                                                                                          | SN: 601                                                                           | 03-Oct-23 (No. DAE4-601_Oct23)    | Oct-24                   |
| Secondary Standards                                                                                                                                                                                                                                                           | ID #                                                                              | Check Date (in house)             | Scheduled Check          |
| Power meter E4419B                                                                                                                                                                                                                                                            | SN: GB39512475                                                                    | 30-Oct-14 (in house check Oct-22) | In house check: Oct-24   |
| Power sensor HP 8481A                                                                                                                                                                                                                                                         | SN: US37292783                                                                    | 07-Oct-15 (in house check Oct-22) | In house check: Oct-24   |
| Power sensor HP 8481A                                                                                                                                                                                                                                                         | SN: MY41093315                                                                    | 07-Oct-15 (in house check Oct-22) | In house check: Oct-24   |
| RF generator R&S SMT-06                                                                                                                                                                                                                                                       | SN: 100972                                                                        | 15-Jun-15 (in house check Oct-22) | In house check: Oct-24   |
| Network Analyzer Agilent E8358A                                                                                                                                                                                                                                               | SN: US41080477                                                                    | 31-Mar-14 (in house check Oct-22) | In house check: Oct-24   |
| Calibrated by:                                                                                                                                                                                                                                                                | Name<br>Paulo Pina                                                                | Function<br>Laboratory Technician | Signature<br>            |
| Approved by:                                                                                                                                                                                                                                                                  | Sven Kühn                                                                         | Technical Manager                 |                          |
|                                                                                                                                                                                                                                                                               |                                                                                   |                                   | Issued: January 25, 2024 |
| This calibration certificate shall not be reproduced except in full without written approval of the laboratory.                                                                                                                                                               |                                                                                   |                                   |                          |

Certificate No: D5GHzV2-1023\_Jan24

Page 1 of 9

Unless otherwise stated the results shown in this test report refer only to the sample(s) tested and such sample(s) are retained for 90 days only.  
除非另有說明，此報告結果僅對測試之樣品負責，同時此樣品僅保留90天。本報告未經本公司書面許可，不可部份複製。

This document is issued by the Company subject to its General Conditions of Service printed overleaf, available on request or accessible at <http://www.sgs.com.tw/Terms-and-Conditions> and for electronic format documents, subject to Terms and Conditions for Electronic Documents at <http://www.sgs.com.tw/Terms-and-Conditions>. Attention is drawn to the limitation of liability, indemnification and jurisdiction issues defined therein. Any holder of this document is advised that information contained hereon reflects the Company's findings at the time of its intervention only and within the limits of Client's instructions, if any. The Company's sole responsibility is to its Client and this document does not exonerate parties to a transaction from exercising all their rights and obligations under the transaction documents. This document cannot be reproduced except in full, without prior written approval of the Company. Any unauthorized alteration, forgery or falsification of the content or appearance of this document is unlawful and offenders may be prosecuted to the fullest extent of the law.

SGS Taiwan Ltd.

No.134,Wu Kung Road, New Taipei Industrial Park, Wuku District, New Taipei City, Taiwan/新北市五股區新北產業園區五工路 134 號

台灣檢驗科技股份有限公司

t (886-2) 2299-3279

f (886-2) 2298-0488

[www.sgs.com.tw](http://www.sgs.com.tw)

Member of SGS Group



**Calibration Laboratory of**  
Schmid & Partner  
Engineering AG  
Zeughausstrasse 43, 8004 Zurich, Switzerland



**S** Schweizerischer Kalibrierdienst  
**C** Service suisse d'étalonnage  
**S** Servizio svizzero di taratura  
Swiss Calibration Service

Accredited by the Swiss Accreditation Service (SAS)

The Swiss Accreditation Service is one of the signatories to the EA  
Multilateral Agreement for the recognition of calibration certificates

Accreditation No.: SCS 0108

#### Glossary:

TSL tissue simulating liquid  
ConvF sensitivity in TSL / NORM x,y,z  
N/A not applicable or not measured

#### Calibration is Performed According to the Following Standards:

- IEC/IEEE 62209-1528, "Measurement Procedure For The Assessment Of Specific Absorption Rate Of Human Exposure To Radio Frequency Fields From Hand-Held And Body-Worn Wireless Communication Devices - Part 1528: Human Models, Instrumentation And Procedures (Frequency Range of 4 MHz to 10 GHz)", October 2020.
- KDB 865664, "SAR Measurement Requirements for 100 MHz to 6 GHz"

#### Additional Documentation:

- DASY System Handbook

#### Methods Applied and Interpretation of Parameters:

- Measurement Conditions:** Further details are available from the Validation Report at the end of the certificate. All figures stated in the certificate are valid at the frequency indicated.
- Antenna Parameters with TSL:** The source is mounted in a touch configuration below the center marking of the flat phantom.
- Return Loss:** This parameter is measured with the source positioned under the liquid filled phantom (as described in the measurement condition clause). The Return Loss ensures low reflected power. No uncertainty required.
- SAR measured:** SAR measured at the stated antenna input power.
- SAR normalized:** SAR as measured, normalized to an input power of 1 W at the antenna connector.
- SAR for nominal TSL parameters:** The measured TSL parameters are used to calculate the nominal SAR result.

The reported uncertainty of measurement is stated as the standard uncertainty of measurement multiplied by the coverage factor  $k=2$ , which for a normal distribution corresponds to a coverage probability of approximately 95%.

Unless otherwise stated the results shown in this test report refer only to the sample(s) tested and such sample(s) are retained for 90 days only.  
除非另有說明，此報告結果僅對測試之樣品負責，同時此樣品僅保留90天。本報告未經本公司書面許可，不可部份複製。

This document is issued by the Company subject to its General Conditions of Service printed overleaf, available on request or accessible at <http://www.sgs.com.tw/Terms-and-Conditions> and for electronic format documents, subject to Terms and Conditions for Electronic Documents at <http://www.sgs.com.tw/Terms-and-Conditions>. Attention is drawn to the limitation of liability, indemnification and jurisdiction issues defined therein. Any holder of this document is advised that information contained hereon reflects the Company's findings at the time of its intervention only and within the limits of Client's instructions, if any. The Company's sole responsibility is to its Client and this document does not exonerate parties to a transaction from exercising all their rights and obligations under the transaction documents. This document cannot be reproduced except in full, without prior written approval of the Company. Any unauthorized alteration, forgery or falsification of the content or appearance of this document is unlawful and offenders may be prosecuted to the fullest extent of the law.

### Measurement Conditions

DASY system configuration, as far as not given on page 1.

|                              |                                                                                              |                                  |
|------------------------------|----------------------------------------------------------------------------------------------|----------------------------------|
| DASY Version                 | DASY52                                                                                       | V52.10.4                         |
| Extrapolation                | Advanced Extrapolation                                                                       |                                  |
| Phantom                      | Modular Flat Phantom V5.0                                                                    |                                  |
| Distance Dipole Center - TSL | 10 mm                                                                                        | with Spacer                      |
| Zoom Scan Resolution         | dx, dy = 4.0 mm, dz = 1.4 mm                                                                 | Graded Ratio = 1.4 (Z direction) |
| Frequency                    | 5250 MHz $\pm$ 1 MHz<br>5600 MHz $\pm$ 1 MHz<br>5750 MHz $\pm$ 1 MHz<br>5850 MHz $\pm$ 1 MHz |                                  |

### Head TSL parameters at 5250 MHz

The following parameters and calculations were applied.

|                                         | Temperature         | Permittivity   | Conductivity         |
|-----------------------------------------|---------------------|----------------|----------------------|
| Nominal Head TSL parameters             | 22.0 °C             | 35.9           | 4.71 mho/m           |
| Measured Head TSL parameters            | (22.0 $\pm$ 0.2) °C | 35.8 $\pm$ 6 % | 4.57 mho/m $\pm$ 6 % |
| Head TSL temperature change during test | < 0.5 °C            | ----           | ----                 |

### SAR result with Head TSL at 5250 MHz

| SAR averaged over 1 cm <sup>3</sup> (1 g) of Head TSL   | Condition          |                                                |
|---------------------------------------------------------|--------------------|------------------------------------------------|
| SAR measured                                            | 100 mW input power | 7.90 W/kg                                      |
| SAR for nominal Head TSL parameters                     | normalized to 1W   | <b>78.8 W/kg <math>\pm</math> 19.9 % (k=2)</b> |
| SAR averaged over 10 cm <sup>3</sup> (10 g) of Head TSL | condition          |                                                |
| SAR measured                                            | 100 mW input power | 2.28 W/kg                                      |
| SAR for nominal Head TSL parameters                     | normalized to 1W   | <b>22.7 W/kg <math>\pm</math> 19.5 % (k=2)</b> |
|                                                         |                    |                                                |

Unless otherwise stated the results shown in this test report refer only to the sample(s) tested and such sample(s) are retained for 90 days only.

除非另有說明，此報告結果僅對測試之樣品負責，同時此樣品僅保留90天。本報告未經本公司書面許可，不可部份複製。

This document is issued by the Company subject to its General Conditions of Service printed overleaf, available on request or accessible at <http://www.sgs.com.tw/Terms-and-Conditions> and for electronic format documents, subject to Terms and Conditions for Electronic Documents at <http://www.sgs.com.tw/Terms-and-Conditions>. Attention is drawn to the limitation of liability, indemnification and jurisdiction issues defined therein. Any holder of this document is advised that information contained hereon reflects the Company's findings at the time of its intervention only and within the limits of Client's instructions, if any. The Company's sole responsibility is to its Client and this document does not exonerate parties to a transaction from exercising all their rights and obligations under the transaction documents. This document cannot be reproduced except in full, without prior written approval of the Company. Any unauthorized alteration, forgery or falsification of the content or appearance of this document is unlawful and offenders may be prosecuted to the fullest extent of the law.

#### Head TSL parameters at 5600 MHz

The following parameters and calculations were applied.

|                                         | Temperature     | Permittivity | Conductivity     |
|-----------------------------------------|-----------------|--------------|------------------|
| Nominal Head TSL parameters             | 22.0 °C         | 35.5         | 5.07 mho/m       |
| Measured Head TSL parameters            | (22.0 ± 0.2) °C | 35.5 ± 6 %   | 4.97 mho/m ± 6 % |
| Head TSL temperature change during test | < 0.5 °C        | ----         | ----             |

#### SAR result with Head TSL at 5600 MHz

| SAR averaged over 1 cm <sup>3</sup> (1 g) of Head TSL | Condition          |                          |
|-------------------------------------------------------|--------------------|--------------------------|
| SAR measured                                          | 100 mW input power | 8.13 W/kg                |
| SAR for nominal Head TSL parameters                   | normalized to 1W   | 81.3 W/kg ± 19.9 % (k=2) |

| SAR averaged over 10 cm <sup>3</sup> (10 g) of Head TSL | condition          |                          |
|---------------------------------------------------------|--------------------|--------------------------|
| SAR measured                                            | 100 mW input power | 2.33 W/kg                |
| SAR for nominal Head TSL parameters                     | normalized to 1W   | 23.3 W/kg ± 19.5 % (k=2) |

#### Head TSL parameters at 5750 MHz

The following parameters and calculations were applied.

|                                         | Temperature     | Permittivity | Conductivity     |
|-----------------------------------------|-----------------|--------------|------------------|
| Nominal Head TSL parameters             | 22.0 °C         | 35.4         | 5.22 mho/m       |
| Measured Head TSL parameters            | (22.0 ± 0.2) °C | 35.4 ± 6 %   | 5.11 mho/m ± 6 % |
| Head TSL temperature change during test | < 0.5 °C        | ----         | ----             |

#### SAR result with Head TSL at 5750 MHz

| SAR averaged over 1 cm <sup>3</sup> (1 g) of Head TSL | Condition          |                          |
|-------------------------------------------------------|--------------------|--------------------------|
| SAR measured                                          | 100 mW input power | 7.81 W/kg                |
| SAR for nominal Head TSL parameters                   | normalized to 1W   | 78.0 W/kg ± 19.9 % (k=2) |

| SAR averaged over 10 cm <sup>3</sup> (10 g) of Head TSL | condition          |                          |
|---------------------------------------------------------|--------------------|--------------------------|
| SAR measured                                            | 100 mW input power | 2.22 W/kg                |
| SAR for nominal Head TSL parameters                     | normalized to 1W   | 22.1 W/kg ± 19.5 % (k=2) |

Unless otherwise stated the results shown in this test report refer only to the sample(s) tested and such sample(s) are retained for 90 days only.

除非另有說明，此報告結果僅對測試之樣品負責，同時此樣品僅保留90天。本報告未經本公司書面許可，不可部份複製。

This document is issued by the Company subject to its General Conditions of Service printed overleaf, available on request or accessible at <http://www.sgs.com.tw/Terms-and-Conditions> and for electronic format documents, subject to Terms and Conditions for Electronic Documents at <http://www.sgs.com.tw/Terms-and-Conditions>. Attention is drawn to the limitation of liability, indemnification and jurisdiction issues defined therein. Any holder of this document is advised that information contained hereon reflects the Company's findings at the time of its intervention only and within the limits of Client's instructions, if any. The Company's sole responsibility is to its Client and this document does not exonerate parties to a transaction from exercising all their rights and obligations under the transaction documents. This document cannot be reproduced except in full, without prior written approval of the Company. Any unauthorized alteration, forgery or falsification of the content or appearance of this document is unlawful and offenders may be prosecuted to the fullest extent of the law.

**Head TSL parameters at 5850 MHz**

The following parameters and calculations were applied.

|                                         | Temperature     | Permittivity | Conductivity     |
|-----------------------------------------|-----------------|--------------|------------------|
| Nominal Head TSL parameters             | 22.0 °C         | 35.2         | 5.32 mho/m       |
| Measured Head TSL parameters            | (22.0 ± 0.2) °C | 35.2 ± 6 %   | 5.19 mho/m ± 6 % |
| Head TSL temperature change during test | < 0.5 °C        | -----        | -----            |

**SAR result with Head TSL at 5850 MHz**

| SAR averaged over 1 cm <sup>3</sup> (1 g) of Head TSL | Condition          |                          |
|-------------------------------------------------------|--------------------|--------------------------|
| SAR measured                                          | 100 mW input power | 7.87 W/kg                |
| SAR for nominal Head TSL parameters                   | normalized to 1W   | 78.6 W/kg ± 19.9 % (k=2) |

| SAR averaged over 10 cm <sup>3</sup> (10 g) of Head TSL | condition          |                          |
|---------------------------------------------------------|--------------------|--------------------------|
| SAR measured                                            | 100 mW input power | 2.23 W/kg                |
| SAR for nominal Head TSL parameters                     | normalized to 1W   | 22.2 W/kg ± 19.5 % (k=2) |

Unless otherwise stated the results shown in this test report refer only to the sample(s) tested and such sample(s) are retained for 90 days only.

除非另有說明，此報告結果僅對測試之樣品負責，同時此樣品僅保留90天。本報告未經本公司書面許可，不可部份複製。

This document is issued by the Company subject to its General Conditions of Service printed overleaf, available on request or accessible at <http://www.sgs.com.tw/Terms-and-Conditions> and for electronic format documents, subject to Terms and Conditions for Electronic Documents at <http://www.sgs.com.tw/Terms-and-Conditions>. Attention is drawn to the limitation of liability, indemnification and jurisdiction issues defined therein. Any holder of this document is advised that information contained hereon reflects the Company's findings at the time of its intervention only and within the limits of Client's instructions, if any. The Company's sole responsibility is to its Client and this document does not exonerate parties to a transaction from exercising all their rights and obligations under the transaction documents. This document cannot be reproduced except in full, without prior written approval of the Company. Any unauthorized alteration, forgery or falsification of the content or appearance of this document is unlawful and offenders may be prosecuted to the fullest extent of the law.



**Appendix (Additional assessments outside the scope of SCS 0108)****Antenna Parameters with Head TSL at 5250 MHz**

|                                      |                                |
|--------------------------------------|--------------------------------|
| Impedance, transformed to feed point | 50.9 $\Omega$ - 4.9 j $\Omega$ |
| Return Loss                          | - 26.2 dB                      |

**Antenna Parameters with Head TSL at 5600 MHz**

|                                      |                                |
|--------------------------------------|--------------------------------|
| Impedance, transformed to feed point | 54.5 $\Omega$ - 0.4 j $\Omega$ |
| Return Loss                          | - 27.3 dB                      |

**Antenna Parameters with Head TSL at 5750 MHz**

|                                      |                                |
|--------------------------------------|--------------------------------|
| Impedance, transformed to feed point | 56.6 $\Omega$ + 4.7 j $\Omega$ |
| Return Loss                          | - 22.4 dB                      |

**Antenna Parameters with Head TSL at 5850 MHz**

|                                      |                                |
|--------------------------------------|--------------------------------|
| Impedance, transformed to feed point | 54.8 $\Omega$ - 3.3 j $\Omega$ |
| Return Loss                          | - 25.3 dB                      |

**General Antenna Parameters and Design**

|                                  |          |
|----------------------------------|----------|
| Electrical Delay (one direction) | 1.200 ns |
|----------------------------------|----------|

After long term use with 100W radiated power, only a slight warming of the dipole near the feedpoint can be measured.

The dipole is made of standard semirigid coaxial cable. The center conductor of the feeding line is directly connected to the second arm of the dipole. The antenna is therefore short-circuited for DC-signals. On some of the dipoles, small end caps are added to the dipole arms in order to improve matching when loaded according to the position as explained in the "Measurement Conditions" paragraph. The SAR data are not affected by this change. The overall dipole length is still according to the Standard.

No excessive force must be applied to the dipole arms, because they might bend or the soldered connections near the feedpoint may be damaged.

**Additional EUT Data**

|                 |       |
|-----------------|-------|
| Manufactured by | SPEAG |
|-----------------|-------|

Unless otherwise stated the results shown in this test report refer only to the sample(s) tested and such sample(s) are retained for 90 days only.

除非另有說明，此報告結果僅對測試之樣品負責，同時此樣品僅保留90天。本報告未經本公司書面許可，不可部份複製。

This document is issued by the Company subject to its General Conditions of Service printed overleaf, available on request or accessible at <http://www.sgs.com.tw/Terms-and-Conditions> and for electronic format documents, subject to Terms and Conditions for Electronic Documents at <http://www.sgs.com.tw/Terms-and-Conditions>. Attention is drawn to the limitation of liability, indemnification and jurisdiction issues defined therein. Any holder of this document is advised that information contained hereon reflects the Company's findings at the time of its intervention only and within the limits of Client's instructions, if any. The Company's sole responsibility is to its Client and this document does not exonerate parties to a transaction from exercising all their rights and obligations under the transaction documents. This document cannot be reproduced except in full, without prior written approval of the Company. Any unauthorized alteration, forgery or falsification of the content or appearance of this document is unlawful and offenders may be prosecuted to the fullest extent of the law.

## DASY5 Validation Report for Head TSL

Date: 24.01.2024

Test Laboratory: SPEAG, Zurich, Switzerland

**DUT: Dipole D5GHzV2; Type: D5GHzV2; Serial: D5GHzV2 - SN:1023**

Communication System: UID 0 - CW; Frequency: 5250 MHz, Frequency: 5600 MHz, Frequency: 5750 MHz, Frequency: 5850 MHz

Medium parameters used:  $f = 5250 \text{ MHz}$ ;  $\sigma = 4.57 \text{ S/m}$ ;  $\epsilon_r = 35.8$ ;  $\rho = 1000 \text{ kg/m}^3$ 

Medium parameters used:  $f = 5600 \text{ MHz}$ ;  $\sigma = 4.97 \text{ S/m}$ ;  $\epsilon_r = 35.5$ ;  $\rho = 1000 \text{ kg/m}^3$ 

Medium parameters used:  $f = 5750 \text{ MHz}$ ;  $\sigma = 5.11 \text{ S/m}$ ;  $\epsilon_r = 35.4$ ;  $\rho = 1000 \text{ kg/m}^3$ 

Medium parameters used:  $f = 5850 \text{ MHz}$ ;  $\sigma = 5.19 \text{ S/m}$ ;  $\epsilon_r = 35.2$ ;  $\rho = 1000 \text{ kg/m}^3$ 

Phantom section: Flat Section

Measurement Standard: DASY5 (IEEE/IEC/ANSI C63.19-2011)

DASY52 Configuration:

- Probe: EX3DV4 - SN3503; ConvF(5.5, 5.5, 5.5) @ 5250 MHz, ConvF(5.1, 5.1, 5.1) @ 5600 MHz, ConvF(5.08, 5.08, 5.08) @ 5750 MHz, ConvF(4.99, 4.99, 4.99) @ 5850 MHz; Calibrated: 07.03.2023
- Sensor-Surface: 1.4mm (Mechanical Surface Detection)
- Electronics: DAE4 Sn601; Calibrated: 03.10.2023
- Phantom: Flat Phantom 5.0 (front); Type: QD000P50AA; Serial: 1001
- DASY52 52.10.4(1535); SEMCAD X 14.6.14(7501)

### Dipole Calibration for Head Tissue/Pin=100mW, dist=10mm, f=5250 MHz/Zoom Scan,

**dist=1.4mm (8x8x7)/Cube 0:** Measurement grid:  $dx=4\text{mm}$ ,  $dy=4\text{mm}$ ,  $dz=1.4\text{mm}$ 

Reference Value = 72.22 V/m; Power Drift = 0.05 dB

Peak SAR (extrapolated) = 26.5 W/kg

**SAR(1 g) = 7.90 W/kg; SAR(10 g) = 2.28 W/kg**

Smallest distance from peaks to all points 3 dB below = 7.2 mm

Ratio of SAR at M2 to SAR at M1 = 71%

Maximum value of SAR (measured) = 18.1 W/kg

### Dipole Calibration for Head Tissue/Pin=100mW, dist=10mm, f=5600 MHz/Zoom Scan,

**dist=1.4mm (8x8x7)/Cube 0:** Measurement grid:  $dx=4\text{mm}$ ,  $dy=4\text{mm}$ ,  $dz=1.4\text{mm}$ 

Reference Value = 72.82 V/m; Power Drift = 0.07 dB

Peak SAR (extrapolated) = 29.4 W/kg

**SAR(1 g) = 8.13 W/kg; SAR(10 g) = 2.33 W/kg**

Smallest distance from peaks to all points 3 dB below = 7.4 mm

Ratio of SAR at M2 to SAR at M1 = 68.5%

Maximum value of SAR (measured) = 18.7 W/kg


Unless otherwise stated the results shown in this test report refer only to the sample(s) tested and such sample(s) are retained for 90 days only.

除非另有說明，此報告結果僅對測試之樣品負責，同時此樣品僅保留90天。本報告未經本公司書面許可，不可部份複製。

This document is issued by the Company subject to its General Conditions of Service printed overleaf, available on request or accessible at <http://www.sgs.com.tw/Terms-and-Conditions> and for electronic format documents, subject to Terms and Conditions for Electronic Documents at <http://www.sgs.com.tw/Terms-and-Conditions>. Attention is drawn to the limitation of liability, indemnification and jurisdiction issues defined therein. Any holder of this document is advised that information contained hereon reflects the Company's findings at the time of its intervention only and within the limits of Client's instructions, if any. The Company's sole responsibility is to its Client and this document does not exonerate parties to a transaction from exercising all their rights and obligations under the transaction documents. This document cannot be reproduced except in full, without prior written approval of the Company. Any unauthorized alteration, forgery or falsification of the content or appearance of this document is unlawful and offenders may be prosecuted to the fullest extent of the law.

**Dipole Calibration for Head Tissue/Pin=100mW, dist=10mm, f=5750 MHz/Zoom Scan, dist=1.4mm (8x8x7)/Cube 0:** Measurement grid: dx=4mm, dy=4mm, dz=1.4mm  
Reference Value = 70.20 V/m; Power Drift = 0.01 dB  
Peak SAR (extrapolated) = 29.6 W/kg  
SAR(1 g) = 7.81 W/kg; SAR(10 g) = 2.22 W/kg  
Smallest distance from peaks to all points 3 dB below = 7.4 mm  
Ratio of SAR at M2 to SAR at M1 = 66.9%  
Maximum value of SAR (measured) = 18.3 W/kg

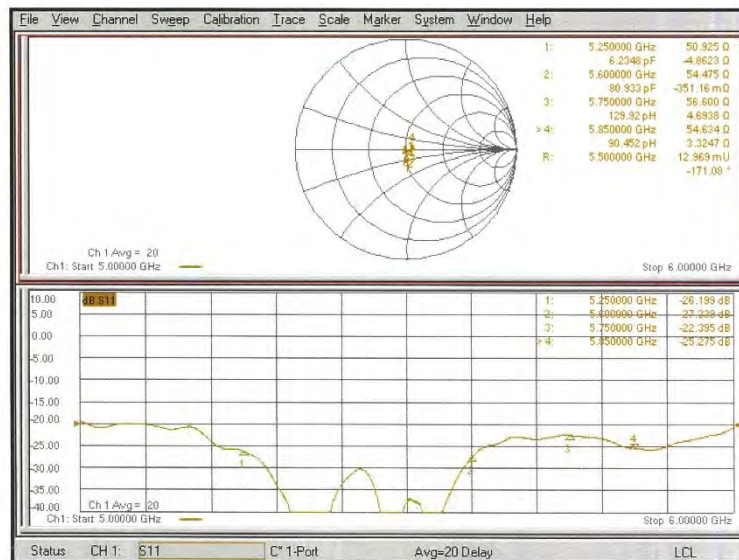
**Dipole Calibration for Head Tissue/Pin=100mW, dist=10mm, f=5850 MHz/Zoom Scan, dist=1.4mm (8x8x7)/Cube 0:** Measurement grid: dx=4mm, dy=4mm, dz=1.4mm  
Reference Value = 69.49 V/m; Power Drift = 0.03 dB  
Peak SAR (extrapolated) = 30.9 W/kg  
SAR(1 g) = 7.87 W/kg; SAR(10 g) = 2.23 W/kg  
Smallest distance from peaks to all points 3 dB below = 7.2 mm  
Ratio of SAR at M2 to SAR at M1 = 66%  
Maximum value of SAR (measured) = 19.3 W/kg



Unless otherwise stated the results shown in this test report refer only to the sample(s) tested and such sample(s) are retained for 90 days only.  
除非另有說明，此報告結果僅對測試之樣品負責，同時此樣品僅保留90天。本報告未經本公司書面許可，不可部份複製。

This document is issued by the Company subject to its General Conditions of Service printed overleaf, available on request or accessible at <http://www.sgs.com.tw/Terms-and-Conditions> and for electronic format documents, subject to Terms and Conditions for Electronic Documents at <http://www.sgs.com.tw/Terms-and-Conditions>. Attention is drawn to the limitation of liability, indemnification and jurisdiction issues defined therein. Any holder of this document is advised that information contained hereon reflects the Company's findings at the time of its intervention only and within the limits of Client's instructions, if any. The Company's sole responsibility is to its Client and this document does not exonerate parties to a transaction from exercising all their rights and obligations under the transaction documents. This document cannot be reproduced except in full, without prior written approval of the Company. Any unauthorized alteration, forgery or falsification of the content or appearance of this document is unlawful and offenders may be prosecuted to the fullest extent of the law.

## Impedance Measurement Plot for Head TSL



Unless otherwise stated the results shown in this test report refer only to the sample(s) tested and such sample(s) are retained for 90 days only.  
除非另有說明，此報告結果僅對測試之樣品負責，同時此樣品僅保留90天。本報告未經本公司書面許可，不可部份複製。

This document is issued by the Company subject to its General Conditions of Service printed overleaf, available on request or accessible at <http://www.sgs.com.tw/Terms-and-Conditions> and for electronic format documents, subject to Terms and Conditions for Electronic Documents at <http://www.sgs.com.tw/Terms-and-Conditions>. Attention is drawn to the limitation of liability, indemnification and jurisdiction issues defined therein. Any holder of this document is advised that information contained hereon reflects the Company's findings at the time of its intervention only and within the limits of Client's instructions, if any. The Company's sole responsibility is to its Client and this document does not exonerate parties to a transaction from exercising all their rights and obligations under the transaction documents. This document cannot be reproduced except in full, without prior written approval of the Company. Any unauthorized alteration, forgery or falsification of the content or appearance of this document is unlawful and offenders may be prosecuted to the fullest extent of the law.



**Calibration Laboratory of**  
Schmid & Partner  
Engineering AG  
Zeughausstrasse 43, 8004 Zurich, Switzerland



**S** Schweizerischer Kalibrierdienst  
**C** Service suisse d'étalonnage  
**S** Servizio svizzero di taratura  
**S** Swiss Calibration Service

Accredited by the Swiss Accreditation Service (SAS)  
The Swiss Accreditation Service is one of the signatories to the EA  
Multilateral Agreement for the recognition of calibration certificates

Accreditation No.: SCS 0108

Client **SGS**  
Taoyuan City

Certificate No. **D6.5GHzV2-1006\_Aug23**

## CALIBRATION CERTIFICATE

Object **D6.5GHzV2 - SN:1006**

Calibration procedure(s) **QA CAL-22.v7**  
Calibration Procedure for SAR Validation Sources between 3-10 GHz

Calibration date: **August 16, 2023**

This calibration certificate documents the traceability to national standards, which realize the physical units of measurements (SI).  
The measurements and the uncertainties with confidence probability are given on the following pages and are part of the certificate.

All calibrations have been conducted in the closed laboratory facility: environment temperature (22 ± 3)°C and humidity < 70%.

Calibration Equipment used (M&TE critical for calibration)

| Primary Standards                | ID #             | Cal Date (Certificate No.)        | Scheduled Calibration  |
|----------------------------------|------------------|-----------------------------------|------------------------|
| Power sensor R&S NRP33T          | SN: 100967       | 03-Apr-23 (No. 217-03806)         | Apr-24                 |
| Reference 20 dB Attenuator       | SN: BH9394 (20k) | 30-Mar-23 (No. 217-03809)         | Mar-24                 |
| Mismatch combination             | SN: 84224 / 360D | 03-Apr-23 (No. 217-03812)         | Apr-24                 |
| Reference Probe EX3DV4           | SN: 7405         | 12-Jun-23 (No. EX3-7405_Jun23)    | Jun-24                 |
| DAE4                             | SN: 908          | 03-Jul-23 (No. DAE4-908_Jul23)    | Jul-24                 |
| Secondary Standards              | ID #             | Check Date (in house)             | Scheduled Check        |
| RF generator Anapico APSIN20G    | SN: 827          | 18-Dec-18 (in house check Dec-21) | In house check: Dec-23 |
| Power sensor NRP-Z23             | SN: 100169       | 10-Jan-19 (in house check Nov-22) | In house check: Nov-23 |
| Power sensor NRP-18T             | SN: 100850       | 28-Sep-22 (in house check Nov-22) | In house check: Nov-23 |
| Network Analyzer Keysight E5063A | SN:MY54504221    | 31-Oct-19 (in house check Oct-22) | In house check: Oct-25 |

Calibrated by: **Jeton Kastrati** Function: **Laboratory Technician** Signature:

Approved by: **Sven Kühn** Quality Manager:

Issued: August 18, 2023

This calibration certificate shall not be reproduced except in full without written approval of the laboratory.

Certificate No: D6.5GHzV2-1006\_Aug23

Page 1 of 6

Unless otherwise stated the results shown in this test report refer only to the sample(s) tested and such sample(s) are retained for 90 days only.

除非另有說明，此報告結果僅對測試之樣品負責，同時此樣品僅保留90天。本報告未經本公司書面許可，不可部份複製。

This document is issued by the Company subject to its General Conditions of Service printed overleaf, available on request or accessible at <http://www.sgs.com.tw/Terms-and-Conditions> and for electronic format documents, subject to Terms and Conditions for Electronic Documents at <http://www.sgs.com.tw/Terms-and-Conditions>. Attention is drawn to the limitation of liability, indemnification and jurisdiction issues defined therein. Any holder of this document is advised that information contained hereon reflects the Company's findings at the time of its intervention only and within the limits of Client's instructions, if any. The Company's sole responsibility is to its Client and this document does not exonerate parties to a transaction from exercising all their rights and obligations under the transaction documents. This document cannot be reproduced except in full, without prior written approval of the Company. Any unauthorized alteration, forgery or falsification of the content or appearance of this document is unlawful and offenders may be prosecuted to the fullest extent of the law.

SGS Taiwan Ltd.

No.134,Wu Kung Road, New Taipei Industrial Park, Wuku District, New Taipei City, Taiwan/新北市五股區新北產業園區五工路 134 號

台灣檢驗科技股份有限公司

t (886-2) 2299-3279

f (886-2) 2298-0488

[www.sgs.com.tw](http://www.sgs.com.tw)

Member of SGS Group

**Calibration Laboratory of**  
Schmid & Partner  
Engineering AG  
Zeughausstrasse 43, 8004 Zurich, Switzerland



**S** Schweizerischer Kalibrierdienst  
**C** Service suisse d'étalonnage  
**S** Servizio svizzero di taratura  
**S** Swiss Calibration Service

Accredited by the Swiss Accreditation Service (SAS)

The Swiss Accreditation Service is one of the signatories to the EA  
Multilateral Agreement for the recognition of calibration certificates

Accreditation No.: **SCS 0108**

**Glossary:**

TSL tissue simulating liquid  
ConvF sensitivity in TSL / NORM x,y,z  
N/A not applicable or not measured

**Calibration is Performed According to the Following Standards:**

- a) IEC/IEEE 62209-1528, "Measurement Procedure For The Assessment Of Specific Absorption Rate Of Human Exposure To Radio Frequency Fields From Hand-Held And Body-Worn Wireless Communication Devices - Part 1528: Human Models, Instrumentation And Procedures (Frequency Range Of 4 MHz To 10 GHz)", October 2020.

**Additional Documentation:**

- b) DASY System Handbook

**Methods Applied and Interpretation of Parameters:**

- *Measurement Conditions:* Further details are available from the Validation Report at the end of the certificate. All figures stated in the certificate are valid at the frequency indicated.
- *Antenna Parameters with TSL:* The dipole is mounted with the spacer to position its feed point exactly below the center marking of the flat phantom section, with the arms oriented parallel to the body axis.
- *Feed Point Impedance and Return Loss:* These parameters are measured with the dipole positioned under the liquid filled phantom. The Return Loss ensures low reflected power. No uncertainty required.
- *SAR measured:* SAR measured at the stated antenna input power.
- *SAR normalized:* SAR as measured, normalized to an input power of 1 W at the antenna connector.
- *SAR for nominal TSL parameters:* The measured TSL parameters are used to calculate the nominal SAR result.
- *The absorbed power density (APD):* The absorbed power density is evaluated according to Samaras T, Christ A, Kuster N, "Compliance assessment of the epithelial or absorbed power density above 6 GHz using SAR measurement systems", Bioelectromagnetics, 2021 (submitted). The additional evaluation uncertainty of 0.55 dB (rectangular distribution) is considered.

The reported uncertainty of measurement is stated as the standard uncertainty of measurement multiplied by the coverage factor  $k=2$ , which for a normal distribution corresponds to a coverage probability of approximately 95%.

Unless otherwise stated the results shown in this test report refer only to the sample(s) tested and such sample(s) are retained for 90 days only.  
除非另有說明，此報告結果僅對測試之樣品負責，同時此樣品僅保留90天。本報告未經本公司書面許可，不可部份複製。

This document is issued by the Company subject to its General Conditions of Service printed overleaf, available on request or accessible at <http://www.sgs.com.tw/Terms-and-Conditions> and for electronic format documents, subject to Terms and Conditions for Electronic Documents at <http://www.sgs.com.tw/Terms-and-Conditions>. Attention is drawn to the limitation of liability, indemnification and jurisdiction issues defined therein. Any holder of this document is advised that information contained hereon reflects the Company's findings at the time of its intervention only and within the limits of Client's instructions, if any. The Company's sole responsibility is to its Client and this document does not exonerate parties to a transaction from exercising all their rights and obligations under the transaction documents. This document cannot be reproduced except in full, without prior written approval of the Company. Any unauthorized alteration, forgery or falsification of the content or appearance of this document is unlawful and offenders may be prosecuted to the fullest extent of the law.

### Measurement Conditions

DASY system configuration, as far as not given on page 1.

|                              |                              |                                  |
|------------------------------|------------------------------|----------------------------------|
| DASY Version                 | DASY6                        | V16.2                            |
| Extrapolation                | Advanced Extrapolation       |                                  |
| Phantom                      | Modular Flat Phantom         |                                  |
| Distance Dipole Center - TSL | 5 mm                         | with Spacer                      |
| Zoom Scan Resolution         | dx, dy = 3.4 mm, dz = 1.4 mm | Graded Ratio = 1.4 (Z direction) |
| Frequency                    | 6500 MHz $\pm$ 1 MHz         |                                  |

### Head TSL parameters

The following parameters and calculations were applied.

|                                         | Temperature         | Permittivity   | Conductivity         |
|-----------------------------------------|---------------------|----------------|----------------------|
| Nominal Head TSL parameters             | 22.0 °C             | 34.5           | 6.07 mho/m           |
| Measured Head TSL parameters            | (22.0 $\pm$ 0.2) °C | 33.9 $\pm$ 6 % | 6.03 mho/m $\pm$ 6 % |
| Head TSL temperature change during test | < 0.5 °C            | ----           | ----                 |

### SAR result with Head TSL

| SAR averaged over 1 cm <sup>3</sup> (1 g) of Head TSL | Condition          |                             |
|-------------------------------------------------------|--------------------|-----------------------------|
| SAR measured                                          | 100 mW input power | 29.7 W/kg                   |
| SAR for nominal Head TSL parameters                   | normalized to 1W   | 296 W/kg $\pm$ 24.7 % (k=2) |

| SAR averaged over 8 cm <sup>3</sup> (8 g) of Head TSL | Condition          |                              |
|-------------------------------------------------------|--------------------|------------------------------|
| SAR measured                                          | 100 mW input power | 6.66 W/kg                    |
| SAR for nominal Head TSL parameters                   | normalized to 1W   | 66.3 W/kg $\pm$ 24.4 % (k=2) |

| SAR averaged over 10 cm <sup>3</sup> (10 g) of Head TSL | condition          |                              |
|---------------------------------------------------------|--------------------|------------------------------|
| SAR measured                                            | 100 mW input power | 5.46 W/kg                    |
| SAR for nominal Head TSL parameters                     | normalized to 1W   | 54.4 W/kg $\pm$ 24.4 % (k=2) |

Unless otherwise stated the results shown in this test report refer only to the sample(s) tested and such sample(s) are retained for 90 days only.

除非另有說明，此報告結果僅對測試之樣品負責，同時此樣品僅保留90天。本報告未經本公司書面許可，不可部份複製。

This document is issued by the Company subject to its General Conditions of Service printed overleaf, available on request or accessible at <http://www.sgs.com.tw/Terms-and-Conditions> and for electronic format documents, subject to Terms and Conditions for Electronic Documents at <http://www.sgs.com.tw/Terms-and-Conditions>. Attention is drawn to the limitation of liability, indemnification and jurisdiction issues defined therein. Any holder of this document is advised that information contained hereon reflects the Company's findings at the time of its intervention only and within the limits of Client's instructions, if any. The Company's sole responsibility is to its Client and this document does not exonerate parties to a transaction from exercising all their rights and obligations under the transaction documents. This document cannot be reproduced except in full, without prior written approval of the Company. Any unauthorized alteration, forgery or falsification of the content or appearance of this document is unlawful and offenders may be prosecuted to the fullest extent of the law.

**Appendix (Additional assessments outside the scope of SCS 0108)****Antenna Parameters with Head TSL**

|                                      |                                |
|--------------------------------------|--------------------------------|
| Impedance, transformed to feed point | 45.6 $\Omega$ - 7.5 j $\Omega$ |
| Return Loss                          | - 20.8 dB                      |

**APD (Absorbed Power Density)**

| APD averaged over 1 cm <sup>2</sup> | Condition          |                                          |
|-------------------------------------|--------------------|------------------------------------------|
| APD measured                        | 100 mW input power | 295 W/m <sup>2</sup>                     |
| APD measured                        | normalized to 1W   | 2950 W/m <sup>2</sup> $\pm$ 29.2 % (k=2) |

| APD averaged over 4 cm <sup>2</sup> | condition          |                                          |
|-------------------------------------|--------------------|------------------------------------------|
| APD measured                        | 100 mW input power | 133 W/m <sup>2</sup>                     |
| APD measured                        | normalized to 1W   | 1330 W/m <sup>2</sup> $\pm$ 28.9 % (k=2) |

\*The reported APD values have been derived using the psSAR1g and psSAR8g.

**General Antenna Parameters and Design**

After long term use with 100W radiated power, only a slight warming of the dipole near the feedpoint can be measured.

The dipole is made of standard semirigid coaxial cable. The center conductor of the feeding line is directly connected to the second arm of the dipole. The antenna is therefore short-circuited for DC-signals. On some of the dipoles, small end caps are added to the dipole arms in order to improve matching when loaded according to the position as explained in the "Measurement Conditions" paragraph. The SAR data are not affected by this change. The overall dipole length is still according to the Standard.

No excessive force must be applied to the dipole arms, because they might bend or the soldered connections near the feedpoint may be damaged.

**Additional EUT Data**

|                 |       |
|-----------------|-------|
| Manufactured by | SPEAG |
|-----------------|-------|

Unless otherwise stated the results shown in this test report refer only to the sample(s) tested and such sample(s) are retained for 90 days only.  
除非另有說明，此報告結果僅對測試之樣品負責，同時此樣品僅保留90天。本報告未經本公司書面許可，不可部份複製。

This document is issued by the Company subject to its General Conditions of Service printed overleaf, available on request or accessible at <http://www.sgs.com.tw/Terms-and-Conditions> and for electronic format documents, subject to Terms and Conditions for Electronic Documents at <http://www.sgs.com.tw/Terms-and-Conditions>. Attention is drawn to the limitation of liability, indemnification and jurisdiction issues defined therein. Any holder of this document is advised that information contained hereon reflects the Company's findings at the time of its intervention only and within the limits of Client's instructions, if any. The Company's sole responsibility is to its Client and this document does not exonerate parties to a transaction from exercising all their rights and obligations under the transaction documents. This document cannot be reproduced except in full, without prior written approval of the Company. Any unauthorized alteration, forgery or falsification of the content or appearance of this document is unlawful and offenders may be prosecuted to the fullest extent of the law.



## DASY6 Validation Report for Head TSL

Measurement Report for D6.5GHz-1006, UID 0 -, Channel 6500 (6500.0MHz)

## Device under Test Properties

| Name, Manufacturer | Dimensions [mm]    | IMEI     | DUT Type |
|--------------------|--------------------|----------|----------|
| D6.5GHz            | 10.0 x 10.0 x 10.0 | SN: 1006 | -        |

## Exposure Conditions

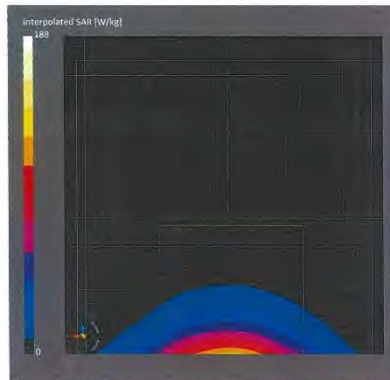
| Phantom   | Position, Test Distance [mm] | Band | Group, UID | Frequency [MHz] | Conversion Factor | TSL Cond. [S/m] | TSL Permittivity |
|-----------|------------------------------|------|------------|-----------------|-------------------|-----------------|------------------|
| Flat, HSL | 5.00                         | Band | CW,        | 6500            | 5.50              | 6.03            | 33.9             |

## Hardware Setup

| Phantom                | TSL             | Probe, Calibration Date     | DAE, Calibration Date  |
|------------------------|-----------------|-----------------------------|------------------------|
| MFP V8.0 Center - 1182 | HBBL600-10000V6 | EX3DV4 - SN7405, 2023-06-12 | DAE4 Sn908, 2023-07-03 |

## Scan Setup

| Zoom Scan           |                    | Measurement Results |                   | Zoom Scan |  |
|---------------------|--------------------|---------------------|-------------------|-----------|--|
| Grid Extents [mm]   | 22.0 x 22.0 x 22.0 | Date                | 2023-08-16, 11:16 |           |  |
| Grid Steps [mm]     | 3.4 x 3.4 x 1.4    | psSAR1g [W/Kg]      | 29.7              |           |  |
| Sensor Surface [mm] | 1.4                | psSAR8g [W/Kg]      | 6.66              |           |  |
| Graded Grid         | Yes                | psSAR10g [W/Kg]     | 5.46              |           |  |
| Grading Ratio       | 1.4                | Power Drift [dB]    | -0.02             |           |  |
| MAIA                | N/A                | Power Scaling       | Disabled          |           |  |
| Surface Detection   | VMS + 6p           | Scaling Factor [dB] |                   |           |  |
| Scan Method         | Measured           | TSL Correction      | No correction     |           |  |
|                     |                    | M2/M1 [%]           | 51.2              |           |  |
|                     |                    | Dist 3dB Peak [mm]  | 4.8               |           |  |

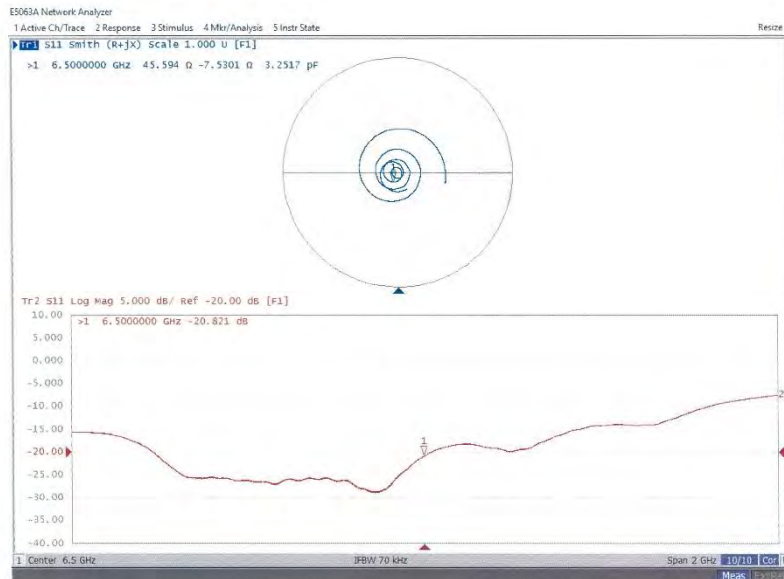


Unless otherwise stated the results shown in this test report refer only to the sample(s) tested and such sample(s) are retained for 90 days only.

除非另有說明，此報告結果僅對測試之樣品負責，同時此樣品僅保留90天。本報告未經本公司書面許可，不可部份複製。

This document is issued by the Company subject to its General Conditions of Service printed overleaf, available on request or accessible at <http://www.sgs.com.tw/Terms-and-Conditions> and for electronic format documents, subject to Terms and Conditions for Electronic Documents at <http://www.sgs.com.tw/Terms-and-Conditions>. Attention is drawn to the limitation of liability, indemnification and jurisdiction issues defined therein. Any holder of this document is advised that information contained hereon reflects the Company's findings at the time of its intervention only and within the limits of Client's instructions, if any. The Company's sole responsibility is to its Client and this document does not exonerate parties to a transaction from exercising all their rights and obligations under the transaction documents. This document cannot be reproduced except in full, without prior written approval of the Company. Any unauthorized alteration, forgery or falsification of the content or appearance of this document is unlawful and offenders may be prosecuted to the fullest extent of the law.

## Impedance Measurement Plot for Head TSL



Unless otherwise stated the results shown in this test report refer only to the sample(s) tested and such sample(s) are retained for 90 days only.

除非另有說明，此報告結果僅對測試之樣品負責，同時此樣品僅保留90天。本報告未經本公司書面許可，不可部份複製。

This document is issued by the Company subject to its General Conditions of Service printed overleaf, available on request or accessible at <http://www.sgs.com.tw/Terms-and-Conditions> and for electronic format documents, subject to Terms and Conditions for Electronic Documents at <http://www.sgs.com.tw/Terms-and-Conditions>. Attention is drawn to the limitation of liability, indemnification and jurisdiction issues defined therein. Any holder of this document is advised that information contained hereon reflects the Company's findings at the time of its intervention only and within the limits of Client's instructions, if any. The Company's sole responsibility is to its Client and this document does not exonerate parties to a transaction from exercising all their rights and obligations under the transaction documents. This document cannot be reproduced except in full, without prior written approval of the Company. Any unauthorized alteration, forgery or falsification of the content or appearance of this document is unlawful and offenders may be prosecuted to the fullest extent of the law.

**Calibration Laboratory of**  
Schmid & Partner  
Engineering AG  
Zeughausstrasse 43, 8004 Zurich, Switzerland



**S** Schweizerischer Kalibrierdienst  
**C** Service suisse d'étalonnage  
**S** Servizio svizzero di taratura  
**S** Swiss Calibration Service

Accredited by the Swiss Accreditation Service (SAS)  
The Swiss Accreditation Service is one of the signatories to the EA  
Multilateral Agreement for the recognition of calibration certificates

Accreditation No.: SCS 0108

Client **SGS**  
Taoyuan City

Certificate No. **D7GHZV2-1007\_Aug23**

## CALIBRATION CERTIFICATE

Object **D7GHZV2 - SN:1007**

Calibration procedure(s) **QA CAL-22.v7**  
**Calibration Procedure for SAR Validation Sources between 3-10 GHz**

Calibration date: **August 16, 2023**

This calibration certificate documents the traceability to national standards, which realize the physical units of measurements (SI).  
The measurements and the uncertainties with confidence probability are given on the following pages and are part of the certificate.

All calibrations have been conducted in the closed laboratory facility: environment temperature (22 ± 3)°C and humidity < 70%.

Calibration Equipment used (M&TE critical for calibration)

| Primary Standards                | ID #             | Cal Date (Certificate No.)        | Scheduled Calibration  |
|----------------------------------|------------------|-----------------------------------|------------------------|
| Power sensor R&S NRP33T          | SN: 100967       | 03-Apr-23 (No. 217-03806)         | Apr-24                 |
| Reference 20 dB Attenuator       | SN: BH9394 (20k) | 30-Mar-23 (No. 217-03809)         | Mar-24                 |
| Mismatch combination             | SN: 84224 / 360D | 03-Apr-23 (No. 217-03812)         | Apr-24                 |
| Reference Probe EX3DV4           | SN: 7405         | 12-Jun-23 (No. EX3-7405_Jun23)    | Jun-24                 |
| DAE4                             | SN: 908          | 03-Jul-23 (No. DAE4-908_Jul23)    | Jul-24                 |
| Secondary Standards              | ID #             | Check Date (in house)             | Scheduled Check        |
| RF generator Anapico APSIN20G    | SN: 827          | 18-Dec-18 (in house check Dec-21) | In house check: Dec-23 |
| Power sensor NRP-Z23             | SN: 100169       | 10-Jan-19 (in house check Nov-22) | In house check: Nov-23 |
| Power sensor NRP-18T             | SN: 100950       | 28-Sep-22 (in house check Nov-22) | In house check: Nov-23 |
| Network Analyzer Keysight E5063A | SN: MY54504221   | 31-Oct-19 (in house check Oct-22) | In house check: Oct-25 |

Calibrated by: **Jeton Kastrati** (Name) **Laboratory Technician** (Function) **[Signature]** (Signature)

Approved by: **Sven Kühn** (Name) **Technical Manager** (Function) **[Signature]** (Signature)

This calibration certificate shall not be reproduced except in full without written approval of the laboratory.

Certificate No: D7GHZV2-1007\_Aug23

Page 1 of 6

Unless otherwise stated the results shown in this test report refer only to the sample(s) tested and such sample(s) are retained for 90 days only.  
除非另有說明，此報告結果僅對測試之樣品負責，同時此樣品僅保留90天。本報告未經本公司書面許可，不可部份複製。

This document is issued by the Company subject to its General Conditions of Service printed overleaf, available on request or accessible at <http://www.sgs.com.tw/Terms-and-Conditions> and for electronic format documents, subject to Terms and Conditions for Electronic Documents at <http://www.sgs.com.tw/Terms-and-Conditions>. Attention is drawn to the limitation of liability, indemnification and jurisdiction issues defined therein. Any holder of this document is advised that information contained hereon reflects the Company's findings at the time of its intervention only and within the limits of Client's instructions, if any. The Company's sole responsibility is to its Client and this document does not exonerate parties to a transaction from exercising all their rights and obligations under the transaction documents. This document cannot be reproduced except in full, without prior written approval of the Company. Any unauthorized alteration, forgery or falsification of the content or appearance of this document is unlawful and offenders may be prosecuted to the fullest extent of the law.

**Calibration Laboratory of**  
Schmid & Partner  
Engineering AG  
Zeughausstrasse 43, 8004 Zurich, Switzerland



**S** Schweizerischer Kalibrierdienst  
**C** Service suisse d'étalonnage  
**S** Servizio svizzero di taratura  
**S** Swiss Calibration Service

Accredited by the Swiss Accreditation Service (SAS)  
The Swiss Accreditation Service is one of the signatories to the EA  
Multilateral Agreement for the recognition of calibration certificates

Accreditation No.: **SCS 0108**

**Glossary:**

TSL tissue simulating liquid  
ConvF sensitivity in TSL / NORM x,y,z  
N/A not applicable or not measured

**Calibration is Performed According to the Following Standards:**

- a) IEC/IEEE 62209-1528, "Measurement Procedure For The Assessment Of Specific Absorption Rate Of Human Exposure To Radio Frequency Fields From Hand-Held And Body-Worn Wireless Communication Devices - Part 1528: Human Models, Instrumentation And Procedures (Frequency Range Of 4 MHz To 10 GHz)", October 2020.

**Additional Documentation:**

- b) DASY System Handbook

**Methods Applied and Interpretation of Parameters:**

- *Measurement Conditions:* Further details are available from the Validation Report at the end of the certificate. All figures stated in the certificate are valid at the frequency indicated.
- *Antenna Parameters with TSL:* The dipole is mounted with the spacer to position its feed point exactly below the center marking of the flat phantom section, with the arms oriented parallel to the body axis.
- *Feed Point Impedance and Return Loss:* These parameters are measured with the dipole positioned under the liquid filled phantom. The impedance stated is transformed from the measurement at the SMA connector to the feed point. The Return Loss ensures low reflected power. No uncertainty required.
- *SAR measured:* SAR measured at the stated antenna input power.
- *SAR normalized:* SAR as measured, normalized to an input power of 1 W at the antenna connector.
- *SAR for nominal TSL parameters:* The measured TSL parameters are used to calculate the nominal SAR result.
- *The absorbed power density (APD):* The absorbed power density is evaluated according to Samaras T, Christ A, Kuster N, "Compliance assessment of the epithelial or absorbed power density above 6 GHz using SAR measurement systems", Bioelectromagnetics, 2021 (submitted). The additional evaluation uncertainty of 0.55 dB (rectangular distribution) is considered.

The reported uncertainty of measurement is stated as the standard uncertainty of measurement multiplied by the coverage factor  $k=2$ , which for a normal distribution corresponds to a coverage probability of approximately 95%.

Unless otherwise stated the results shown in this test report refer only to the sample(s) tested and such sample(s) are retained for 90 days only.

除非另有說明，此報告結果僅對測試之樣品負責，同時此樣品僅保留90天。本報告未經本公司書面許可，不可部份複製。

This document is issued by the Company subject to its General Conditions of Service printed overleaf, available on request or accessible at <http://www.sgs.com.tw/Terms-and-Conditions> and for electronic format documents, subject to Terms and Conditions for Electronic Documents at <http://www.sgs.com.tw/Terms-and-Conditions>. Attention is drawn to the limitation of liability, indemnification and jurisdiction issues defined therein. Any holder of this document is advised that information contained hereon reflects the Company's findings at the time of its intervention only and within the limits of Client's instructions, if any. The Company's sole responsibility is to its Client and this document does not exonerate parties to a transaction from exercising all their rights and obligations under the transaction documents. This document cannot be reproduced except in full, without prior written approval of the Company. Any unauthorized alteration, forgery or falsification of the content or appearance of this document is unlawful and offenders may be prosecuted to the fullest extent of the law.



### Measurement Conditions

DASY system configuration, as far as not given on page 1.

|                              |                              |                                  |
|------------------------------|------------------------------|----------------------------------|
| DASY Version                 | DASY6                        | V16.2                            |
| Extrapolation                | Advanced Extrapolation       |                                  |
| Phantom                      | Modular Flat Phantom         |                                  |
| Distance Dipole Center - TSL | 5 mm                         | with Spacer                      |
| Zoom Scan Resolution         | dx, dy = 3.0 mm, dz = 1.2 mm | Graded Ratio = 1.2 (Z direction) |
| Frequency                    | 7000 MHz $\pm$ 1 MHz         |                                  |

### Head TSL parameters

The following parameters and calculations were applied.

|                                         | Temperature         | Permittivity   | Conductivity         |
|-----------------------------------------|---------------------|----------------|----------------------|
| Nominal Head TSL parameters             | 22.0 °C             | 33.9           | 6.65 mho/m           |
| Measured Head TSL parameters            | (22.0 $\pm$ 0.2) °C | 32.7 $\pm$ 6 % | 6.66 mho/m $\pm$ 6 % |
| Head TSL temperature change during test | < 0.5 °C            | ---            | ---                  |

### SAR result with Head TSL

|                                                         |                    |                              |
|---------------------------------------------------------|--------------------|------------------------------|
| SAR averaged over 1 cm <sup>3</sup> (1 g) of Head TSL   | Condition          |                              |
| SAR measured                                            | 100 mW input power | 28.3 W/kg                    |
| SAR for nominal Head TSL parameters                     | normalized to 1W   | 281 W/kg $\pm$ 24.7 % (k=2)  |
| SAR averaged over 8 cm <sup>3</sup> (8 g) of Head TSL   | condition          |                              |
| SAR measured                                            | 100 mW input power | 6.12 W/kg                    |
| SAR for nominal Head TSL parameters                     | normalized to 1W   | 60.7 W/kg $\pm$ 24.4 % (k=2) |
| SAR averaged over 10 cm <sup>3</sup> (10 g) of Head TSL | condition          |                              |
| SAR measured                                            | 100 mW input power | 5.01 W/kg                    |
| SAR for nominal Head TSL parameters                     | normalized to 1W   | 49.6 W/kg $\pm$ 24.4 % (k=2) |

Unless otherwise stated the results shown in this test report refer only to the sample(s) tested and such sample(s) are retained for 90 days only.

除非另有說明，此報告結果僅對測試之樣品負責，同時此樣品僅保留90天。本報告未經本公司書面許可，不可部份複製。

This document is issued by the Company subject to its General Conditions of Service printed overleaf, available on request or accessible at <http://www.sgs.com.tw/Terms-and-Conditions> and for electronic format documents, subject to Terms and Conditions for Electronic Documents at <http://www.sgs.com.tw/Terms-and-Conditions>. Attention is drawn to the limitation of liability, indemnification and jurisdiction issues defined therein. Any holder of this document is advised that information contained hereon reflects the Company's findings at the time of its intervention only and within the limits of Client's instructions, if any. The Company's sole responsibility is to its Client and this document does not exonerate parties to a transaction from exercising all their rights and obligations under the transaction documents. This document cannot be reproduced except in full, without prior written approval of the Company. Any unauthorized alteration, forgery or falsification of the content or appearance of this document is unlawful and offenders may be prosecuted to the fullest extent of the law.

**Appendix****Antenna Parameters with Head TSL**

|                                      |                                |
|--------------------------------------|--------------------------------|
| Impedance, transformed to feed point | 53.3 $\Omega$ - 5.7 j $\Omega$ |
| Return Loss                          | - 23.9 dB                      |

**APD (Absorbed Power Density)**

|                                     |                    |                                          |
|-------------------------------------|--------------------|------------------------------------------|
| APD averaged over 1 cm <sup>2</sup> | Condition          |                                          |
| APD measured                        | 100 mW input power | 281 W/m <sup>2</sup>                     |
| APD measured                        | normalized to 1W   | 2810 W/m <sup>2</sup> $\pm$ 29.2 % (k=2) |

|                                     |                    |                                          |
|-------------------------------------|--------------------|------------------------------------------|
| APD averaged over 4 cm <sup>2</sup> | condition          |                                          |
| APD measured                        | 100 mW input power | 122 W/m <sup>2</sup>                     |
| APD measured                        | normalized to 1W   | 1220 W/m <sup>2</sup> $\pm$ 28.9 % (k=2) |

\* The reported APD values have been derived using the psSAR1g and psSAR8g.

**General Antenna Parameters and Design**

After long term use with 100W radiated power, only a slight warming of the dipole near the feedpoint can be measured.

The dipole is made of standard semirigid coaxial cable. The center conductor of the feeding line is directly connected to the second arm of the dipole. The antenna is therefore short-circuited for DC-signals. On some of the dipoles, small end caps are added to the dipole arms in order to improve matching when loaded according to the position as explained in the "Measurement Conditions" paragraph. The SAR data are not affected by this change. The overall dipole length is still according to the Standard.

No excessive force must be applied to the dipole arms, because they might bend or the soldered connections near the feedpoint may be damaged.

**Additional EUT Data**

|                 |       |
|-----------------|-------|
| Manufactured by | SPEAG |
|-----------------|-------|

Unless otherwise stated the results shown in this test report refer only to the sample(s) tested and such sample(s) are retained for 90 days only.

除非另有說明，此報告結果僅對測試之樣品負責，同時此樣品僅保留90天。本報告未經本公司書面許可，不可部份複製。

This document is issued by the Company subject to its General Conditions of Service printed overleaf, available on request or accessible at <http://www.sgs.com.tw/Terms-and-Conditions> and for electronic format documents, subject to Terms and Conditions for Electronic Documents at <http://www.sgs.com.tw/Terms-and-Conditions>. Attention is drawn to the limitation of liability, indemnification and jurisdiction issues defined therein. Any holder of this document is advised that information contained hereon reflects the Company's findings at the time of its intervention only and within the limits of Client's instructions, if any. The Company's sole responsibility is to its Client and this document does not exonerate parties to a transaction from exercising all their rights and obligations under the transaction documents. This document cannot be reproduced except in full, without prior written approval of the Company. Any unauthorized alteration, forgery or falsification of the content or appearance of this document is unlawful and offenders may be prosecuted to the fullest extent of the law.

## DASY6 Validation Report for Head TSL

Measurement Report for D7GHz-1007, UID 0 -, Channel 7000 (7000.0MHz)

## Device under Test Properties

|                    |                    |          |          |
|--------------------|--------------------|----------|----------|
| Name, Manufacturer | Dimensions [mm]    | IMEI     | DUT Type |
| D7GHz              | 10.0 x 10.0 x 10.0 | SN: 1007 | -        |

## Exposure Conditions


| Phantom   | Position, Test Distance [mm] | Band | Group, UID | Frequency [MHz] | Conversion Factor | TSL Cond. [S/m] | TSL Permittivity |
|-----------|------------------------------|------|------------|-----------------|-------------------|-----------------|------------------|
| Flat, HSL | 5.00                         | Band | CW,        | 7000            | 5.80              | 6.66            | 32.7             |

## Hardware Setup

|                        |                |                             |                        |
|------------------------|----------------|-----------------------------|------------------------|
| Phantom                | TSL            | Probe, Calibration Date     | DAE, Calibration Date  |
| MFP V8.0 Center - 1182 | HBL600-10000V6 | EX3DV4 - SN7405, 2023-06-12 | DAE4 Sn908, 2023-07-03 |

## Scan Setup

|                     | Zoom Scan          | Measurement Results | Zoom Scan         |
|---------------------|--------------------|---------------------|-------------------|
| Grid Extents [mm]   | 22.0 x 22.0 x 22.0 | Date                | 2023-08-16, 13:18 |
| Grid Steps [mm]     | 3.0 x 3.0 x 1.2    | psSAR1g [W/Kg]      | 28.3              |
| Sensor Surface [mm] | 1.4                | psSAR8g [W/Kg]      | 6.12              |
| Graded Grid         | Yes                | psSAR10g [W/Kg]     | 5.01              |
| Grading Ratio       | 1.2                | Power Drift [dB]    | 0.02              |
| MAIA                | N/A                | Power Scaling       | Disabled          |
| Surface Detection   | VMS + 6p           | Scaling Factor [dB] |                   |
| Scan Method         | Measured           | TSL Correction      | No correction     |
|                     |                    | M2/M1 [%]           | 46.5              |
|                     |                    | Dist 3dB Peak [mm]  | 4.6               |

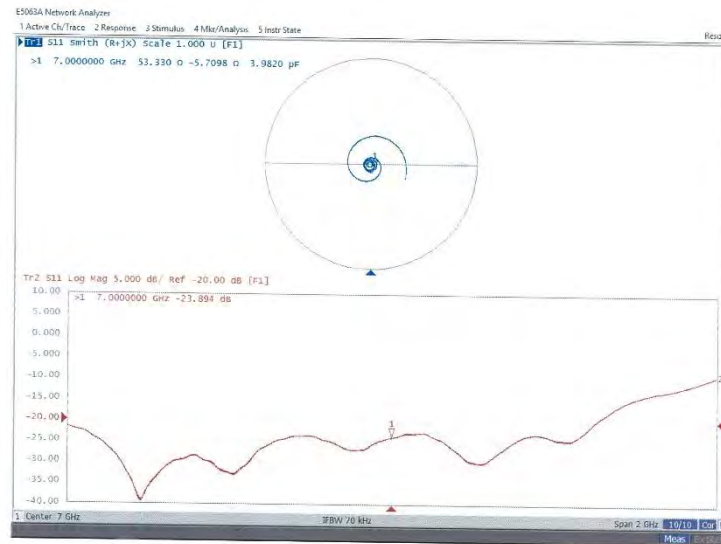


Unless otherwise stated the results shown in this test report refer only to the sample(s) tested and such sample(s) are retained for 90 days only.

除非另有說明，此報告結果僅對測試之樣品負責，同時此樣品僅保留90天。本報告未經本公司書面許可，不可部份複製。

This document is issued by the Company subject to its General Conditions of Service printed overleaf, available on request or accessible at <http://www.sgs.com.tw/Terms-and-Conditions> and for electronic format documents, subject to Terms and Conditions for Electronic Documents at <http://www.sgs.com.tw/Terms-and-Conditions>. Attention is drawn to the limitation of liability, indemnification and jurisdiction issues defined therein. Any holder of this document is advised that information contained hereon reflects the Company's findings at the time of its intervention only and within the limits of Client's instructions, if any. The Company's sole responsibility is to its Client and this document does not exonerate parties to a transaction from exercising all their rights and obligations under the transaction documents. This document cannot be reproduced except in full, without prior written approval of the Company. Any unauthorized alteration, forgery or falsification of the content or appearance of this document is unlawful and offenders may be prosecuted to the fullest extent of the law.

## Impedance Measurement Plot for Head TSL



Certificate No: D7GHzV2-1007\_Aug23

Page 6 of 6

Unless otherwise stated the results shown in this test report refer only to the sample(s) tested and such sample(s) are retained for 90 days only.  
除非另有說明，此報告結果僅對測試之樣品負責，同時此樣品僅保留90天。本報告未經本公司書面許可，不可部份複製。

This document is issued by the Company subject to its General Conditions of Service printed overleaf, available on request or accessible at <http://www.sgs.com.tw/Terms-and-Conditions> and for electronic format documents, subject to Terms and Conditions for Electronic Documents at <http://www.sgs.com.tw/Terms-and-Conditions>. Attention is drawn to the limitation of liability, indemnification and jurisdiction issues defined therein. Any holder of this document is advised that information contained hereon reflects the Company's findings at the time of its intervention only and within the limits of Client's instructions, if any. The Company's sole responsibility is to its Client and this document does not exonerate parties to a transaction from exercising all their rights and obligations under the transaction documents. This document cannot be reproduced except in full, without prior written approval of the Company. Any unauthorized alteration, forgery or falsification of the content or appearance of this document is unlawful and offenders may be prosecuted to the fullest extent of the law.

SGS Taiwan Ltd.

No.134,Wu Kung Road, New Taipei Industrial Park, Wuku District, New Taipei City, Taiwan/新北市五股區新北產業園區五工路 134 號

台灣檢驗科技股份有限公司

t (886-2) 2299-3279

f (886-2) 2298-0488

[www.sgs.com.tw](http://www.sgs.com.tw)

Member of SGS Group

**Calibration Laboratory of**  
Schmid & Partner  
Engineering AG  
Zeughausstrasse 43, 8004 Zurich, Switzerland



S Schweizerischer Kalibrierdienst  
C Service suisse d'étalonnage  
S Servizio svizzero di taratura  
S Swiss Calibration Service

Accredited by the Swiss Accreditation Service (SAS)

The Swiss Accreditation Service is one of the signatories to the EA  
Multilateral Agreement for the recognition of calibration certificates

Accreditation No.: SCS 0108

Client **SGS**  
Taoyuan City

Certificate No. **5G-Veri10-1070\_Aug23**

## CALIBRATION CERTIFICATE

|                                                                                                                                                                                                                                                                               |                                                                      |                                   |                        |
|-------------------------------------------------------------------------------------------------------------------------------------------------------------------------------------------------------------------------------------------------------------------------------|----------------------------------------------------------------------|-----------------------------------|------------------------|
| Object                                                                                                                                                                                                                                                                        | 5G Verification Source 10 GHz - SN: 1070                             |                                   |                        |
| Calibration procedure(s)                                                                                                                                                                                                                                                      | QA CAL-45.v4<br>Calibration procedure for sources in air above 6 GHz |                                   |                        |
| Calibration date:                                                                                                                                                                                                                                                             | August 08, 2023                                                      |                                   |                        |
| This calibration certificate documents the traceability to national standards, which realize the physical units of measurements (SI).<br>The measurements and the uncertainties with confidence probability are given on the following pages and are part of the certificate. |                                                                      |                                   |                        |
| All calibrations have been conducted in the closed laboratory facility: environment temperature (22 ± 3)°C and humidity < 70%.                                                                                                                                                |                                                                      |                                   |                        |
| Calibration Equipment used (M&TE critical for calibration)                                                                                                                                                                                                                    |                                                                      |                                   |                        |
| Primary Standards                                                                                                                                                                                                                                                             | ID #                                                                 | Cal Date (Certificate No.)        | Scheduled Calibration  |
| Reference Probe EUMmWV3                                                                                                                                                                                                                                                       | SN: 9374                                                             | 22-May-23 (No. EUMm-9374_May23)   | May-24                 |
| DAE4ip                                                                                                                                                                                                                                                                        | SN: 1602                                                             | 05-Jul-23 (No. DAE4ip-1602_Jul23) | Jul-24                 |
| Secondary Standards                                                                                                                                                                                                                                                           | ID #                                                                 | Check Date (in house)             | Scheduled Check        |
| RF generator R&S SMF100A                                                                                                                                                                                                                                                      | SN: 100184                                                           | 19-May-22 (in house check Nov-22) | In house check: Nov-23 |
| Power sensor R&S NRP18S-10                                                                                                                                                                                                                                                    | SN: 101258                                                           | 31-May-22 (in house check Nov-22) | In house check: Nov-23 |
| Network Analyzer Keysight E5063A                                                                                                                                                                                                                                              | SN: MY54504221                                                       | 31-Oct-19 (in house check Oct-22) | In house check: Oct-25 |
| Calibrated by:                                                                                                                                                                                                                                                                | Name<br>Joanna Lieshaj                                               | Function<br>Laboratory Technician | Signature<br>          |
| Approved by:                                                                                                                                                                                                                                                                  | Niels Kuster                                                         | Quality Manager                   |                        |
| This calibration certificate shall not be reproduced except in full without written approval of the laboratory.                                                                                                                                                               |                                                                      |                                   |                        |

Issued: August 14, 2023

Certificate No: 5G-Veri10-1070\_Aug23

Page 1 of 8

Unless otherwise stated the results shown in this test report refer only to the sample(s) tested and such sample(s) are retained for 90 days only.  
除非另有說明，此報告結果僅對測試之樣品負責，同時此樣品僅保留90天。本報告未經本公司書面許可，不可部份複製。

This document is issued by the Company subject to its General Conditions of Service printed overleaf, available on request or accessible at <http://www.sgs.com.tw/Terms-and-Conditions> and for electronic format documents, subject to Terms and Conditions for Electronic Documents at <http://www.sgs.com.tw/Terms-and-Conditions>. Attention is drawn to the limitation of liability, indemnification and jurisdiction issues defined therein. Any holder of this document is advised that information contained hereon reflects the Company's findings at the time of its intervention only and within the limits of Client's instructions, if any. The Company's sole responsibility is to its Client and this document does not exonerate parties to a transaction from exercising all their rights and obligations under the transaction documents. This document cannot be reproduced except in full, without prior written approval of the Company. Any unauthorized alteration, forgery or falsification of the content or appearance of this document is unlawful and offenders may be prosecuted to the fullest extent of the law.

SGS Taiwan Ltd.

No.134,Wu Kung Road, New Taipei Industrial Park, Wuku District, New Taipei City, Taiwan/新北市五股區新北產業園區五工路 134 號

台灣檢驗科技股份有限公司

t (886-2) 2299-3279

f (886-2) 2298-0488

[www.sgs.com.tw](http://www.sgs.com.tw)

Member of SGS Group



**Calibration Laboratory of**  
Schmid & Partner  
Engineering AG  
Zeughausstrasse 43, 8004 Zurich, Switzerland



**S** Schweizerischer Kalibrierdienst  
**C** Service suisse d'étalonnage  
**S** Servizio svizzero di taratura  
Swiss Calibration Service

Accredited by the Swiss Accreditation Service (SAS)  
The Swiss Accreditation Service is one of the signatories to the EA  
Multilateral Agreement for the recognition of calibration certificates

Accreditation No.: **SCS 0108**

## Glossary

CW Continuous wave

## Calibration is Performed According to the Following Standards

- Internal procedure QA CAL-45, Calibration procedure for sources in air above 6 GHz.
- IEC/IEEE 63195-1, "Assessment of power density of human exposure to radio frequency fields from wireless devices in close proximity to the head and body (frequency range of 6 GHz to 300 GHz)", May 2022

## Methods Applied and Interpretation of Parameters

- *Coordinate System:* z-axis in the waveguide horn boresight, x-axis is in the direction of the E-field, y-axis normal to the others in the field scanning plane parallel to the horn flare and horn flange.
- *Measurement Conditions:* (1) 10 GHz: The radiated power is the forward power to the horn antenna minus ohmic and mismatch loss. The forward power is measured prior and after the measurement with a power sensor. During the measurements, the horn is directly connected to the cable and the antenna ohmic and mismatch losses are determined by far-field measurements. (2) 30, 45, 60 and 90 GHz: The verification sources are switched on for at least 30 minutes. Absorbers are used around the probe cub and at the ceiling to minimize reflections.
- *Horn Positioning:* The waveguide horn is mounted vertically on the flange of the waveguide source to allow vertical positioning of the EUmmW probe during the scan. The plane is parallel to the phantom surface. Probe distance is verified using mechanical gauges positioned on the flare of the horn.
- *E-field distribution:* E field is measured in two x-y-plane (10mm, 10mm +  $\lambda/4$ ) with a vectorial E-field probe. The E-field value stated as calibration value represents the E-field-maxima and the averaged (1cm<sup>2</sup> and 4cm<sup>2</sup>) power density values at 10mm in front of the horn.
- *Field polarization:* Above the open horn, linear polarization of the field is expected. This is verified graphically in the field representation.

## Calibrated Quantity

- Local peak E-field (V/m) and average of peak spatial components of the poynting vector (W/m<sup>2</sup>) averaged over the surface area of 1 cm<sup>2</sup> and 4cm<sup>2</sup> at the nominal operational frequency of the verification source. Both square and circular averaging results are listed.

The reported uncertainty of measurement is stated as the standard uncertainty of measurement multiplied by the coverage factor k=2, which for a normal distribution corresponds to a coverage probability of approximately 95%.

Unless otherwise stated the results shown in this test report refer only to the sample(s) tested and such sample(s) are retained for 90 days only.  
除非另有說明，此報告結果僅對測試之樣品負責，同時此樣品僅保留90天。本報告未經本公司書面許可，不可部份複製。

This document is issued by the Company subject to its General Conditions of Service printed overleaf, available on request or accessible at <http://www.sgs.com.tw/Terms-and-Conditions> and for electronic format documents, subject to Terms and Conditions for Electronic Documents at <http://www.sgs.com.tw/Terms-and-Conditions>. Attention is drawn to the limitation of liability, indemnification and jurisdiction issues defined therein. Any holder of this document is advised that information contained hereon reflects the Company's findings at the time of its intervention only and within the limits of Client's instructions, if any. The Company's sole responsibility is to its Client and this document does not exonerate parties to a transaction from exercising all their rights and obligations under the transaction documents. This document cannot be reproduced except in full, without prior written approval of the Company. Any unauthorized alteration, forgery or falsification of the content or appearance of this document is unlawful and offenders may be prosecuted to the fullest extent of the law.

**Measurement Conditions**

DASY system configuration, as far as not given on page 1.

|                                |                         |      |
|--------------------------------|-------------------------|------|
| DASY Version                   | DASY8 Module mmWave     | V3.2 |
| Phantom                        | 5G Phantom              |      |
| Distance Horn Aperture - plane | 10 mm                   |      |
| Number of measured planes      | 2 (10mm, 10mm + $N/4$ ) |      |
| Frequency                      | 10 GHz $\pm$ 10 MHz     |      |

**Calibration Parameters, 10 GHz****Circular Averaging**

| Distance Horn Aperture to Measured Plane | $Prad^f$ (mW) | Max E-field (V/m) | Uncertainty (k = 2) | Avg Power Density<br>Avg ( $psPDn+$ , $psPDtot+$ , $psPDmod+$ ) (W/m <sup>2</sup> ) |                   | Uncertainty (k = 2) |
|------------------------------------------|---------------|-------------------|---------------------|-------------------------------------------------------------------------------------|-------------------|---------------------|
|                                          |               |                   |                     | 1 cm <sup>2</sup>                                                                   | 4 cm <sup>2</sup> |                     |
| 10 mm                                    | 93.3          | 151               | 1.27 dB             | 60.3                                                                                | 56.1              | 1.28 dB             |

| Distance Horn Aperture to Measured Plane | $Prad^f$ (mW) | Max E-field (V/m) | Uncertainty (k = 2) | Power Density<br>$psPDn+$ , $psPDtot+$ , $psPDmod+$ (W/m <sup>2</sup> ) |                   | Uncertainty (k = 2) |
|------------------------------------------|---------------|-------------------|---------------------|-------------------------------------------------------------------------|-------------------|---------------------|
|                                          |               |                   |                     | 1 cm <sup>2</sup>                                                       | 4 cm <sup>2</sup> |                     |
| 10 mm                                    | 93.3          | 151               | 1.27 dB             | 59.5, 60.4, 60.9                                                        | 55.2, 56.4, 56.8  | 1.28 dB             |

**Square Averaging**

| Distance Horn Aperture to Measured Plane | $Prad^f$ (mW) | Max E-field (V/m) | Uncertainty (k = 2) | Avg Power Density<br>Avg ( $psPDn+$ , $psPDtot+$ , $psPDmod+$ ) (W/m <sup>2</sup> ) |                   | Uncertainty (k = 2) |
|------------------------------------------|---------------|-------------------|---------------------|-------------------------------------------------------------------------------------|-------------------|---------------------|
|                                          |               |                   |                     | 1 cm <sup>2</sup>                                                                   | 4 cm <sup>2</sup> |                     |
| 10 mm                                    | 93.3          | 151               | 1.27 dB             | 60.3                                                                                | 56.1              | 1.28 dB             |

| Distance Horn Aperture to Measured Plane | $Prad^f$ (mW) | Max E-field (V/m) | Uncertainty (k = 2) | Power Density<br>$psPDn+$ , $psPDtot+$ , $psPDmod+$ (W/m <sup>2</sup> ) |                   | Uncertainty (k = 2) |
|------------------------------------------|---------------|-------------------|---------------------|-------------------------------------------------------------------------|-------------------|---------------------|
|                                          |               |                   |                     | 1 cm <sup>2</sup>                                                       | 4 cm <sup>2</sup> |                     |
| 10 mm                                    | 93.3          | 151               | 1.27 dB             | 59.6, 60.4, 61.0                                                        | 55.1, 56.3, 56.8  | 1.28 dB             |

**Max Power Density**

| Distance Horn Aperture to Measured Plane | $Prad^f$ (mW) | Max E-field (V/m) | Uncertainty (k = 2) | Max Power Density<br>Sn, Stot,  Stot  (W/m <sup>2</sup> ) | Uncertainty (k = 2) |
|------------------------------------------|---------------|-------------------|---------------------|-----------------------------------------------------------|---------------------|
| 10 mm                                    | 93.3          | 151               | 1.27 dB             | 61.3, 62.0, 62.5                                          | 1.28 dB             |

<sup>1</sup> Assessed ohmic and mismatch loss plus numerical offset: 0.30 dB

Unless otherwise stated the results shown in this test report refer only to the sample(s) tested and such sample(s) are retained for 90 days only.

除非另有說明，此報告結果僅對測試之樣品負責，同時此樣品僅保留90天。本報告未經本公司書面許可，不可部份複製。

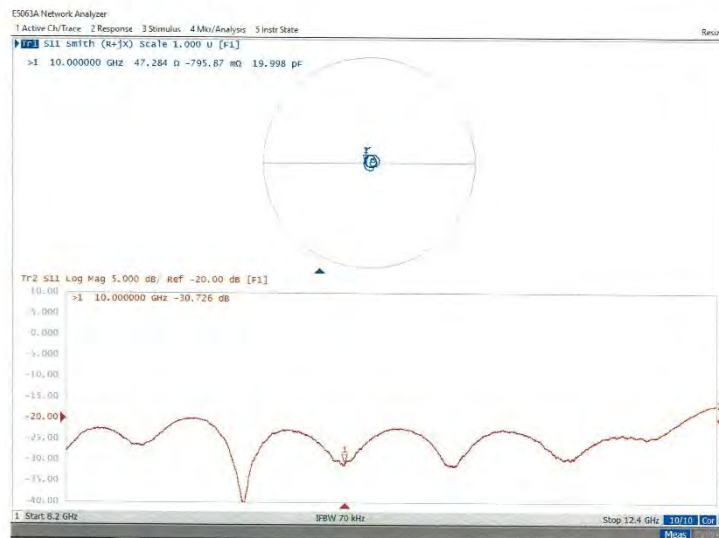
This document is issued by the Company subject to its General Conditions of Service printed overleaf, available on request or accessible at <http://www.sgs.com.tw/Terms-and-Conditions> and for electronic format documents, subject to Terms and Conditions for Electronic Documents at <http://www.sgs.com.tw/Terms-and-Conditions>. Attention is drawn to the limitation of liability, indemnification and jurisdiction issues defined therein. Any holder of this document is advised that information contained hereon reflects the Company's findings at the time of its intervention only and within the limits of Client's instructions, if any. The Company's sole responsibility is to its Client and this document does not exonerate parties to a transaction from exercising all their rights and obligations under the transaction documents. This document cannot be reproduced except in full, without prior written approval of the Company. Any unauthorized alteration, forgery or falsification of the content or appearance of this document is unlawful and offenders may be prosecuted to the fullest extent of the law.

## Appendix (Additional assessments outside the scope of SCS 0108)

## Antenna Parameters

|                                      |                                |
|--------------------------------------|--------------------------------|
| Impedance, transformed to feed point | 47.3 $\Omega$ - 0.8 j $\Omega$ |
| Return Loss                          | - 30.7 dB                      |

## Impedance Measurement Plot



Unless otherwise stated the results shown in this test report refer only to the sample(s) tested and such sample(s) are retained for 90 days only.  
除非另有說明，此報告結果僅對測試之樣品負責，同時此樣品僅保留90天。本報告未經本公司書面許可，不可部份複製。

This document is issued by the Company subject to its General Conditions of Service printed overleaf, available on request or accessible at <http://www.sgs.com.tw/Terms-and-Conditions> and for electronic format documents, subject to Terms and Conditions for Electronic Documents at <http://www.sgs.com.tw/Terms-and-Conditions>. Attention is drawn to the limitation of liability, indemnification and jurisdiction issues defined therein. Any holder of this document is advised that information contained hereon reflects the Company's findings at the time of its intervention only and within the limits of Client's instructions, if any. The Company's sole responsibility is to its Client and this document does not exonerate parties to a transaction from exercising all their rights and obligations under the transaction documents. This document cannot be reproduced except in full, without prior written approval of the Company. Any unauthorized alteration, forgery or falsification of the content or appearance of this document is unlawful and offenders may be prosecuted to the fullest extent of the law.

## DASY Report

Measurement Report for 5G Verification Source 10 GHz, UID 0 -, Channel 10000 (10000.0MHz)

## Device under Test Properties

| Name, Manufacturer            | Dimensions [mm]       | IMEI     | DUT Type |
|-------------------------------|-----------------------|----------|----------|
| 5G Verification Source 10 GHz | 100.0 x 100.0 x 172.0 | SN: 1070 | -        |

## Exposure Conditions

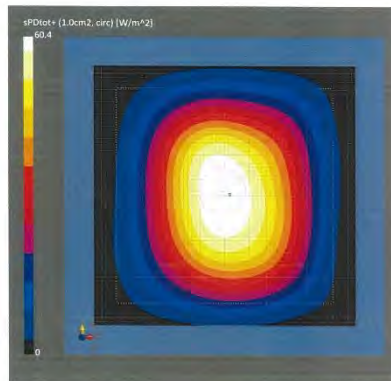
| Phantom Section | Position, Test Distance [mm] | Band            | Group, | Frequency [MHz], Channel Number | Conversion Factor |
|-----------------|------------------------------|-----------------|--------|---------------------------------|-------------------|
| 5G -            | 10.0 mm                      | Validation band | CW     | 10000.0, 10000                  | 1.0               |

## Hardware Setup

| Phantom               | Medium | Probe, Calibration Date              | DAE, Calibration Date     |
|-----------------------|--------|--------------------------------------|---------------------------|
| mmWave Phantom - 1002 | Air    | EUmWV3 - SN9374_F1-55GHz, 2023-05-22 | DAE4ip Sn1602, 2023-07-05 |

## Scan Setup

| Sensor Surface [mm] | 5G Scan       | Measurement Results             | 5G Scan            |
|---------------------|---------------|---------------------------------|--------------------|
| MAIA                | 10.0          | Date                            | 2023-08-08, 12:20  |
|                     | MAIA not used | Avg. Area [cm <sup>2</sup> ]    | 1.00               |
|                     |               | Avg. Type                       | Circular Averaging |
|                     |               | psPDn+ [W/m <sup>2</sup> ]      | 59.5               |
|                     |               | psPDtot+ [W/m <sup>2</sup> ]    | 60.4               |
|                     |               | psPDmod+ [W/m <sup>2</sup> ]    | 60.9               |
|                     |               | Max(Sn) [W/m <sup>2</sup> ]     | 61.3               |
|                     |               | Max(Stot) [W/m <sup>2</sup> ]   | 62.0               |
|                     |               | Max( Stot ) [W/m <sup>2</sup> ] | 62.5               |
|                     |               | E <sub>max</sub> [V/m]          | 151                |
|                     |               | Power Drift [dB]                | 0.08               |



Unless otherwise stated the results shown in this test report refer only to the sample(s) tested and such sample(s) are retained for 90 days only.

除非另有說明，此報告結果僅對測試之樣品負責，同時此樣品僅保留90天。本報告未經本公司書面許可，不可部份複製。

This document is issued by the Company subject to its General Conditions of Service printed overleaf, available on request or accessible at <http://www.sgs.com.tw/Terms-and-Conditions> and for electronic format documents, subject to Terms and Conditions for Electronic Documents at <http://www.sgs.com.tw/Terms-and-Conditions>. Attention is drawn to the limitation of liability, indemnification and jurisdiction issues defined therein. Any holder of this document is advised that information contained hereon reflects the Company's findings at the time of its intervention only and within the limits of Client's instructions, if any. The Company's sole responsibility is to its Client and this document does not exonerate parties to a transaction from exercising all their rights and obligations under the transaction documents. This document cannot be reproduced except in full, without prior written approval of the Company. Any unauthorized alteration, forgery or falsification of the content or appearance of this document is unlawful and offenders may be prosecuted to the fullest extent of the law.

## DASY Report

Measurement Report for 5G Verification Source 10 GHz, UID 0 -, Channel 10000 (10000.0MHz)

## Device under Test Properties

| Name, Manufacturer            | Dimensions [mm]       | IMEI     | DUT Type |
|-------------------------------|-----------------------|----------|----------|
| 5G Verification Source 10 GHz | 100.0 x 100.0 x 172.0 | SN: 1070 | -        |

## Exposure Conditions

| Phantom Section | Position, Test Distance [mm] | Band            | Group, | Frequency [MHz], Channel Number | Conversion Factor |
|-----------------|------------------------------|-----------------|--------|---------------------------------|-------------------|
| 5G -            | 10.0 mm                      | Validation band | CW     | 10000.0, 10000                  | 1.0               |

## Hardware Setup

| Phantom               | Medium | Probe, Calibration Date               | DAE, Calibration Date     |
|-----------------------|--------|---------------------------------------|---------------------------|
| mmWave Phantom - 1002 | Air    | EUmmWV3 - SN9374_F1-55GHz, 2023-05-22 | DAE4ip Sn1602, 2023-07-05 |

## Scan Setup

| Sensor Surface [mm] | 5G Scan       | Measurement Results             | 5G Scan            |
|---------------------|---------------|---------------------------------|--------------------|
| MAIA                | 10.0          | Date                            | 2023-08-08, 12:20  |
|                     | MAIA not used | Avg. Area [cm <sup>2</sup> ]    | 4.00               |
|                     |               | Avg. Type                       | Circular Averaging |
|                     |               | psPDn+ [W/m <sup>2</sup> ]      | 55.2               |
|                     |               | psPDtot+ [W/m <sup>2</sup> ]    | 56.4               |
|                     |               | psPDmod+ [W/m <sup>2</sup> ]    | 56.8               |
|                     |               | Max(Sn) [W/m <sup>2</sup> ]     | 61.3               |
|                     |               | Max(Stot) [W/m <sup>2</sup> ]   | 62.0               |
|                     |               | Max( Stot ) [W/m <sup>2</sup> ] | 62.5               |
|                     |               | E <sub>max</sub> [V/m]          | 151                |
|                     |               | Power Drift [dB]                | 0.08               |



Unless otherwise stated the results shown in this test report refer only to the sample(s) tested and such sample(s) are retained for 90 days only.

除非另有說明，此報告結果僅對測試之樣品負責，同時此樣品僅保留90天。本報告未經本公司書面許可，不可部份複製。

This document is issued by the Company subject to its General Conditions of Service printed overleaf, available on request or accessible at <http://www.sgs.com.tw/Terms-and-Conditions> and for electronic format documents, subject to Terms and Conditions for Electronic Documents at <http://www.sgs.com.tw/Terms-and-Conditions>. Attention is drawn to the limitation of liability, indemnification and jurisdiction issues defined therein. Any holder of this document is advised that information contained hereon reflects the Company's findings at the time of its intervention only and within the limits of Client's instructions, if any. The Company's sole responsibility is to its Client and this document does not exonerate parties to a transaction from exercising all their rights and obligations under the transaction documents. This document cannot be reproduced except in full, without prior written approval of the Company. Any unauthorized alteration, forgery or falsification of the content or appearance of this document is unlawful and offenders may be prosecuted to the fullest extent of the law.



## DASY Report

Measurement Report for 5G Verification Source 10 GHz, UID 0 -, Channel 10000 (10000.0MHz)

## Device under Test Properties

| Name, Manufacturer            | Dimensions [mm]       | IMEI     | DUT Type |
|-------------------------------|-----------------------|----------|----------|
| 5G Verification Source 10 GHz | 100.0 x 100.0 x 172.0 | SN: 1070 | -        |

## Exposure Conditions

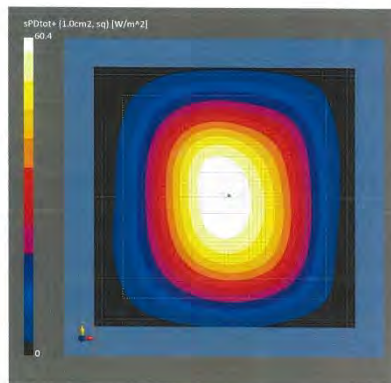
| Phantom Section | Position, Test Distance [mm] | Band            | Group, | Frequency [MHz], Channel Number | Conversion Factor |
|-----------------|------------------------------|-----------------|--------|---------------------------------|-------------------|
| 5G -            | 10.0 mm                      | Validation band | CW     | 10000.0, 10000                  | 1.0               |

## Hardware Setup

| Phantom               | Medium | Probe, Calibration Date               | DAE, Calibration Date     |
|-----------------------|--------|---------------------------------------|---------------------------|
| mmWave Phantom - 1002 | Air    | EUmmVV3 - SN9374_F1-55GHz, 2023-05-22 | DAE4ip Sn1602, 2023-07-05 |

## Scan Setup

| Sensor Surface [mm] | 5G Scan       | Measurement Results             | 5G Scan           |
|---------------------|---------------|---------------------------------|-------------------|
| MAIA                | 10.0          | Date                            | 2023-08-08, 12:20 |
|                     | MAIA not used | Avg. Area [cm <sup>2</sup> ]    | 1.00              |
|                     |               | Avg. Type                       | Square Averaging  |
|                     |               | psPDn+ [W/m <sup>2</sup> ]      | 59.6              |
|                     |               | psPDtot+ [W/m <sup>2</sup> ]    | 60.4              |
|                     |               | psPDmod+ [W/m <sup>2</sup> ]    | 61.0              |
|                     |               | Max(Sn) [W/m <sup>2</sup> ]     | 61.3              |
|                     |               | Max(Stot) [W/m <sup>2</sup> ]   | 62.0              |
|                     |               | Max( Stot ) [W/m <sup>2</sup> ] | 62.5              |
|                     |               | E <sub>max</sub> [V/m]          | 151               |
|                     |               | Power Drift [dB]                | 0.08              |



Unless otherwise stated the results shown in this test report refer only to the sample(s) tested and such sample(s) are retained for 90 days only.  
除非另有說明，此報告結果僅對測試之樣品負責，同時此樣品僅保留90天。本報告未經本公司書面許可，不可部份複製。

This document is issued by the Company subject to its General Conditions of Service printed overleaf, available on request or accessible at <http://www.sgs.com.tw/Terms-and-Conditions> and for electronic format documents, subject to Terms and Conditions for Electronic Documents at <http://www.sgs.com.tw/Terms-and-Conditions>. Attention is drawn to the limitation of liability, indemnification and jurisdiction issues defined therein. Any holder of this document is advised that information contained hereon reflects the Company's findings at the time of its intervention only and within the limits of Client's instructions, if any. The Company's sole responsibility is to its Client and this document does not exonerate parties to a transaction from exercising all their rights and obligations under the transaction documents. This document cannot be reproduced except in full, without prior written approval of the Company. Any unauthorized alteration, forgery or falsification of the content or appearance of this document is unlawful and offenders may be prosecuted to the fullest extent of the law.

## DASY Report

Measurement Report for 5G Verification Source 10 GHz, UID 0 -, Channel 10000 (10000.0MHz)

## Device under Test Properties

| Name, Manufacturer            | Dimensions [mm]       | IMEI     | DUT Type |
|-------------------------------|-----------------------|----------|----------|
| 5G Verification Source 10 GHz | 100.0 x 100.0 x 172.0 | SN: 1070 | -        |

## Exposure Conditions


| Phantom Section | Position, Test Distance [mm] | Band            | Group | Frequency [MHz], Channel Number | Conversion Factor |
|-----------------|------------------------------|-----------------|-------|---------------------------------|-------------------|
| 5G -            | 10.0 mm                      | Validation band | CW    | 10000.0, 10000                  | 1.0               |

## Hardware Setup

| Phantom               | Medium | Probe, Calibration Date               | DAE, Calibration Date     |
|-----------------------|--------|---------------------------------------|---------------------------|
| mmWave Phantom - 1002 | Air    | EUMMWV3 - SN9374_F1-55GHz, 2023-05-22 | DAE4ip Sn1602, 2023-07-05 |

## Scan Setup

| Sensor Surface [mm] | 5G Scan       | Measurement Results                     | 5G Scan           |
|---------------------|---------------|-----------------------------------------|-------------------|
| MAIA                | 10.0          | Date                                    | 2023-08-08, 12:20 |
|                     | MAIA not used | Avg. Area [cm <sup>2</sup> ]            | 4.00              |
|                     |               | Avg. Type                               | Square Averaging  |
|                     |               | psPD <sub>ntt</sub> [W/m <sup>2</sup> ] | 55.1              |
|                     |               | psPD <sub>tot</sub> [W/m <sup>2</sup> ] | 56.3              |
|                     |               | psPD <sub>mod</sub> [W/m <sup>2</sup> ] | 56.8              |
|                     |               | Max(Sn) [W/m <sup>2</sup> ]             | 61.3              |
|                     |               | Max(Stot) [W/m <sup>2</sup> ]           | 62.0              |
|                     |               | Max( Stot ) [W/m <sup>2</sup> ]         | 62.5              |
|                     |               | E <sub>max</sub> [V/m]                  | 151               |
|                     |               | Power Drift [dB]                        | 0.08              |

**- End of report -**

Unless otherwise stated the results shown in this test report refer only to the sample(s) tested and such sample(s) are retained for 90 days only.

除非另有說明，此報告結果僅對測試之樣品負責，同時此樣品僅保留90天。本報告未經本公司書面許可，不可部份複製。

This document is issued by the Company subject to its General Conditions of Service printed overleaf, available on request or accessible at <http://www.sgs.com.tw/Terms-and-Conditions> and for electronic format documents, subject to Terms and Conditions for Electronic Documents at <http://www.sgs.com.tw/Terms-and-Conditions>. Attention is drawn to the limitation of liability, indemnification and jurisdiction issues defined therein. Any holder of this document is advised that information contained hereon reflects the Company's findings at the time of its intervention only and within the limits of Client's instructions, if any. The Company's sole responsibility is to its Client and this document does not exonerate parties to a transaction from exercising all their rights and obligations under the transaction documents. This document cannot be reproduced except in full, without prior written approval of the Company. Any unauthorized alteration, forgery or falsification of the content or appearance of this document is unlawful and offenders may be prosecuted to the fullest extent of the law.