

RF Exposure report



The following samples were submitted and identified on behalf of the client as:

Product Name Notebook Computer
Brand Name acer
Model No. N24C7
Applicant Acer Incorporated
8F., No. 88, Sec. 1, Xintai 5th Rd., Xizhi, New Taipei City
22181, Taiwan (R.O.C)
Standards IEEE/ANSI C95.1-1992, IEEE 1528-2013
FCC ID HLZAX211D2
Date of EUT Receipt Apr. 01, 2024
Date of Test(s) Apr. 15, 2024 ~ Apr. 21, 2024
Date of Issue May 14, 2024

In the configuration tested, the EUT complied with the standards specified above.

Remarks:

This report details the results of the testing carried out on one sample, the results contained in this test report do not relate to other samples of the same product. The manufacturer should ensure that all products in series production are in conformity with the product sample detailed in this report.

This report may only be reproduced and distributed in full. If the product in this report is used in any configuration other than that detailed in the report, the manufacturer must ensure the new system complies with all relevant standards. Any mention of SGS Taiwan Ltd. Central RF Lab or testing done by SGS Taiwan Ltd. Central RF Lab in connection with distribution or use of the product described in this report must be approved by SGS Taiwan Ltd. Central RF Lab in writing.

Signed on behalf of SGS

Clerk / Kimmy Chiou	PM / Jasper Wang	Approved By / John Yeh

Date: May 14, 2024

Unless otherwise stated the results shown in this test report refer only to the sample(s) tested and such sample(s) are retained for 90 days only.
除非另有說明，此報告結果僅對測試之樣品負責，同時此樣品僅保留90天。本報告未經本公司書面許可，不可部份複製。

This document is issued by the Company subject to its General Conditions of Service printed overleaf, available on request or accessible at <http://www.sgs.com.tw/Terms-and-Conditions> and for electronic format documents, subject to Terms and Conditions for Electronic Documents at <http://www.sgs.com.tw/Terms-and-Conditions>. Attention is drawn to the limitation of liability, indemnification and jurisdiction issues defined therein. Any holder of this document is advised that information contained hereon reflects the Company's findings at the time of its intervention only and within the limits of Client's instructions, if any. The Company's sole responsibility is to its Client and this document does not exonerate parties to a transaction from exercising all their rights and obligations under the transaction documents. This document cannot be reproduced except in full, without prior written approval of the Company. Any unauthorized alteration, forgery or falsification of the content or appearance of this document is unlawful and offenders may be prosecuted to the fullest extent of the law.

SGS Taiwan Ltd.

No.134,Wu Kung Road, New Taipei Industrial Park, Wuku District, New Taipei City, Taiwan/新北市五股區新北產業園區五工路 134 號

台灣檢驗科技股份有限公司

t (886-2) 2299-3279

f (886-2) 2298-0488

www.sgs.com.tw

Member of SGS Group

Revision History

Report Number	Revision	Description	Issue Date	Revised By	Remark
TESA2404000176EN	00	Initial creation of document	May 14, 2024	Kimmy Chiou	

Note:

1. The mark " * " is the revised version of the report due to comments submitted by the certification.

Unless otherwise stated the results shown in this test report refer only to the sample(s) tested and such sample(s) are retained for 90 days only.

除非另有說明，此報告結果僅對測試之樣品負責，同時此樣品僅保留90天。本報告未經本公司書面許可，不可部份複製。

This document is issued by the Company subject to its General Conditions of Service printed overleaf, available on request or accessible at <http://www.sgs.com.tw/Terms-and-Conditions> and for electronic format documents, subject to Terms and Conditions for Electronic Documents at <http://www.sgs.com.tw/Terms-and-Conditions>. Attention is drawn to the limitation of liability, indemnification and jurisdiction issues defined therein. Any holder of this document is advised that information contained hereon reflects the Company's findings at the time of its intervention only and within the limits of Client's instructions, if any. The Company's sole responsibility is to its Client and this document does not exonerate parties to a transaction from exercising all their rights and obligations under the transaction documents. This document cannot be reproduced except in full, without prior written approval of the Company. Any unauthorized alteration, forgery or falsification of the content or appearance of this document is unlawful and offenders may be prosecuted to the fullest extent of the law.

SGS Taiwan Ltd.

No.134,Wu Kung Road, New Taipei Industrial Park, Wuku District, New Taipei City, Taiwan/新北市五股區新北產業園區五工路 134 號

台灣檢驗科技股份有限公司

t (886-2) 2299-3279

f (886-2) 2298-0488

www.sgs.com.tw

Member of SGS Group

Contents

1	GENERAL INFORMATION	5
1.1	Test Methodology	5
1.2	Description of EUT.....	6
1.3	Maximum value	7
1.4	Antenna Information	7
2	MEASUREMENT SYSTEM	8
2.1	Test Facility	8
2.2	SAR System.....	9
2.3	PD system	12
3	SAR SYSTEM VERIFICATION.....	14
3.1	Tissue Simulating Liquid.....	14
3.2	Tissue Simulant Liquid measurement.....	14
3.3	Measurement results of Tissue Simulant Liquid.....	14
3.4	The composition of the tissue simulating liquid:.....	15
3.5	System check	15
3.6	System check results	16
4	PD SYSTEM VERIFICATION	17
4.1	System check	17
4.2	System check result	18
5	TEST CONFIGURATIONS	19
5.1	Test Environment.....	19
5.2	Test Note.....	19
5.3	Test position	21
5.4	Test limit	23
6	MAXIMUM OUTPUT POWER	26
6.1	WLAN	26
6.2	WIFI 6E.....	38
6.3	Bluetooth	42
6.4	BLE.....	42
7	DUTY CYCLE	43
8	SUMMARY OF RESULTS	46
8.1	Decision rules	46
8.2	Summary of SAR Results.....	46
8.3	Summary of PD Results	51
8.4	Reporting statements of conformity	51
8.5	Conclusion	51
9	SIMULTANEOUS TRANSMISSION ANALYSIS.....	52
9.1	Simultaneous Transmission Scenarios:	52
9.2	Estimated SAR calculation.....	53
9.3	SPLSR evaluation and analysis.....	53
9.4	Conclusion	54
10	INSTRUMENTS LIST.....	55
11	UNCERTAINTY BUDGET	56
12	SAR MEASUREMENT RESULTS	60

Unless otherwise stated the results shown in this test report refer only to the sample(s) tested and such sample(s) are retained for 90 days only.

除非另有說明，此報告結果僅對測試之樣品負責，同時此樣品僅保留90天。本報告未經本公司書面許可，不可部份複製。

This document is issued by the Company subject to its General Conditions of Service printed overleaf, available on request or accessible at <http://www.sgs.com.tw/Terms-and-Conditions> and for electronic format documents, subject to Terms and Conditions for Electronic Documents at <http://www.sgs.com.tw/Terms-and-Conditions>. Attention is drawn to the limitation of liability, indemnification and jurisdiction issues defined therein. Any holder of this document is advised that information contained hereon reflects the Company's findings at the time of its intervention only and within the limits of Client's instructions, if any. The Company's sole responsibility is to its Client and this document does not exonerate parties to a transaction from exercising all their rights and obligations under the transaction documents. This document cannot be reproduced except in full, without prior written approval of the Company. Any unauthorized alteration, forgery or falsification of the content or appearance of this document is unlawful and offenders may be prosecuted to the fullest extent of the law.

13	PD MEASUREMENT RESULTS	102
14	SAR SYSTEM CHECK RESULTS	112
15	PD SYSTEM CHECK RESULTS	119
16	APPENDIXES	120
16.1	SAR_Appendix A Photographs	120
16.2	SAR_Appendix B DAE & Probe Cal. Certificate	120
16.3	SAR_Appendix C Phantom Description & Dipole Cal. Certificate	120

Unless otherwise stated the results shown in this test report refer only to the sample(s) tested and such sample(s) are retained for 90 days only.

除非另有說明，此報告結果僅對測試之樣品負責，同時此樣品僅保留90天。本報告未經本公司書面許可，不可部份複製。

This document is issued by the Company subject to its General Conditions of Service printed overleaf, available on request or accessible at <http://www.sgs.com.tw/Terms-and-Conditions> and for electronic format documents, subject to Terms and Conditions for Electronic Documents at <http://www.sgs.com.tw/Terms-and-Conditions>. Attention is drawn to the limitation of liability, indemnification and jurisdiction issues defined therein. Any holder of this document is advised that information contained hereon reflects the Company's findings at the time of its intervention only and within the limits of Client's instructions, if any. The Company's sole responsibility is to its Client and this document does not exonerate parties to a transaction from exercising all their rights and obligations under the transaction documents. This document cannot be reproduced except in full, without prior written approval of the Company. Any unauthorized alteration, forgery or falsification of the content or appearance of this document is unlawful and offenders may be prosecuted to the fullest extent of the law.

SGS Taiwan Ltd.

No.134,Wu Kung Road, New Taipei Industrial Park, Wuku District, New Taipei City, Taiwan/新北市五股區新北產業園區五工路 134 號

台灣檢驗科技股份有限公司

t (886-2) 2299-3279

f (886-2) 2298-0488

www.sgs.com.tw

Member of SGS Group

1 GENERAL INFORMATION

1.1 Test Methodology

The SAR testing method and procedure for this device is in accordance with the following standards:

IEEE/ANSI C95.1-1992

IEEE 1528-2013

KDB447498D01v06

KDB865664D01v01r04

KDB865664D02v01r02

KDB616217D04v01r02

KDB248227D01v02r01

IEC/IEEE 62209-1528:2020

SPEAG DASY6 System Handbook

SPEAG DASY6 Application Note (Interim Procedure for Device Operation at 6GHz-10GHz)

IEC TR 63170:2018

IEC 62479:2010

Unless otherwise stated the results shown in this test report refer only to the sample(s) tested and such sample(s) are retained for 90 days only.

除非另有說明，此報告結果僅對測試之樣品負責，同時此樣品僅保留90天。本報告未經本公司書面許可，不可部份複製。

This document is issued by the Company subject to its General Conditions of Service printed overleaf, available on request or accessible at <http://www.sgs.com.tw/Terms-and-Conditions> and for electronic format documents, subject to Terms and Conditions for Electronic Documents at <http://www.sgs.com.tw/Terms-and-Conditions>. Attention is drawn to the limitation of liability, indemnification and jurisdiction issues defined therein. Any holder of this document is advised that information contained hereon reflects the Company's findings at the time of its intervention only and within the limits of Client's instructions, if any. The Company's sole responsibility is to its Client and this document does not exonerate parties to a transaction from exercising all their rights and obligations under the transaction documents. This document cannot be reproduced except in full, without prior written approval of the Company. Any unauthorized alteration, forgery or falsification of the content or appearance of this document is unlawful and offenders may be prosecuted to the fullest extent of the law.

SGS Taiwan Ltd.

No.134,Wu Kung Road, New Taipei Industrial Park, Wuku District, New Taipei City, Taiwan/新北市五股區新北產業園區五工路 134 號

台灣檢驗科技股份有限公司

t (886-2) 2299-3279

f (886-2) 2298-0488

www.sgs.com.tw

Member of SGS Group

1.2 Description of EUT

Product Name	Notebook Computer	
Brand Name	<i>acer</i>	
Model No.	N24C7	
FCC ID	HLZAX211D2	
Integrated WLAN Module	Brand Name: Intel® Wi-Fi 6E AX211 Model Name: AX211D2W	
Duty Cycle	WLAN802.11	Please refer to section 7
	Bluetooth	Please refer to section 7
Supported radios (TX Frequency Range, MHz)	802.11 b/g/n/ax	2.4GHz (2400.0 – 2483.5 MHz)
	802.11a/n/ac/ax	5.2GHz (5150.0 – 5350.0 MHz)
		5.6GHz (5470.0 – 5725.0 MHz)
		5.8GHz (5725.0 – 5850.0 MHz)
		5.9GHz (5850.0 – 5895.0 MHz)
	802.11ax	6.2GHz (5925.0 – 6425.0 MHz)
		6.5GHz (6425.0 – 6525.0 MHz)
		6.7GHz (6525.0 – 6875.0 MHz)
		7.0GHz (6875.0 – 7125.0 MHz)
	Bluetooth	2.4GHz (2400.0 – 2483.5 MHz)

Unless otherwise stated the results shown in this test report refer only to the sample(s) tested and such sample(s) are retained for 90 days only.
除非另有說明，此報告結果僅對測試之樣品負責，同時此樣品僅保留90天。本報告未經本公司書面許可，不可部份複製。

This document is issued by the Company subject to its General Conditions of Service printed overleaf, available on request or accessible at <http://www.sgs.com.tw/Terms-and-Conditions> and for electronic format documents, subject to Terms and Conditions for Electronic Documents at <http://www.sgs.com.tw/Terms-and-Conditions>. Attention is drawn to the limitation of liability, indemnification and jurisdiction issues defined therein. Any holder of this document is advised that information contained hereon reflects the Company's findings at the time of its intervention only and within the limits of Client's instructions, if any. The Company's sole responsibility is to its Client and this document does not exonerate parties to a transaction from exercising all their rights and obligations under the transaction documents. This document cannot be reproduced except in full, without prior written approval of the Company. Any unauthorized alteration, forgery or falsification of the content or appearance of this document is unlawful and offenders may be prosecuted to the fullest extent of the law.

1.3 Maximum value

Summary of Maximum SAR and Power Density Value			
Mode	Highest SAR 1g (W/kg)	Highest APD (W/m ²)	Highest PD (W/m ²)
Bluetooth(GFSK)	0.22	N/A	N/A
2.4G WLAN	1.03	N/A	N/A
5G WLAN	1.06	N/A	N/A
6G WLAN	0.43	2.72	6.14

1.4 Antenna Information

Laptop mode WLAN

Vendor	WNC									
Antenna	Main									
Part Number	81EAB515.G57(DC33002XD00)									
Frequency(MHz)	2400~2500	5150~5250	5250~5350	5470~5725	5725~5850	5850~5895	5925~6425	6425~6525	6525~6875	6875~7125
Gain (dBi)	2.63	2.90	2.87	2.89	2.09	1.88	2.90	2.87	2.84	2.56
Antenna	Aux									
Part Number	81EAB515.G58(DC33002XD10)									
Frequency(MHz)	2400~2500	5150~5250	5250~5350	5470~5725	5725~5850	5850~5895	5925~6425	6425~6525	6525~6875	6875~7125
Gain (dBi)	1.79	2.90	2.90	2.83	2.83	2.37	2.42	0.92	1.34	2.54

Tablet mode WLAN

Vendor	WNC									
Antenna	Main									
Part Number	81EAB515.G57(DC33002XD00)									
Frequency(MHz)	2400~2500	5150~5250	5250~5350	5470~5725	5725~5850	5850~5895	5925~6425	6425~6525	6525~6875	6875~7125
Gain (dBi)	1.02	0.09	0.47	2.01	2.01	0.94	2.43	2.19	2.35	1.72
Antenna	Aux									
Part Number	81EAB515.G58(DC33002XD10)									
Frequency(MHz)	2400~2500	5150~5250	5250~5350	5470~5725	5725~5850	5850~5895	5925~6425	6425~6525	6525~6875	6875~7125
Gain (dBi)	0.01	1.15	0.03	1.20	0.40	0.69	2.78	1.88	2.33	2.33

Note: Antenna information is provided by the applicant.

Unless otherwise stated the results shown in this test report refer only to the sample(s) tested and such sample(s) are retained for 90 days only.

除非另有說明，此報告結果僅對測試之樣品負責，同時此樣品僅保留90天。本報告未經本公司書面許可，不可部份複製。

This document is issued by the Company subject to its General Conditions of Service printed overleaf, available on request or accessible at <http://www.sgs.com.tw/Terms-and-Conditions> and for electronic format documents, subject to Terms and Conditions for Electronic Documents at <http://www.sgs.com.tw/Terms-and-Conditions>. Attention is drawn to the limitation of liability, indemnification and jurisdiction issues defined therein. Any holder of this document is advised that information contained hereon reflects the Company's findings at the time of its intervention only and within the limits of Client's instructions, if any. The Company's sole responsibility is to its Client and this document does not exonerate parties to a transaction from exercising all their rights and obligations under the transaction documents. This document cannot be reproduced except in full, without prior written approval of the Company. Any unauthorized alteration, forgery or falsification of the content or appearance of this document is unlawful and offenders may be prosecuted to the fullest extent of the law.

SGS Taiwan Ltd.

No.134,Wu Kung Road, New Taipei Industrial Park, Wuku District, New Taipei City, Taiwan/新北市五股區新北產業園區五工路 134 號

台灣檢驗科技股份有限公司

t (886-2) 2299-3279

f (886-2) 2298-0488

www.sgs.com.tw

Member of SGS Group

2 MEASUREMENT SYSTEM

2.1 Test Facility

Laboratory	Test Site Address	Test Site Name	FCC Designation number	IC CAB identifier
SGS Taiwan Ltd. Central RF Lab. (TAF code 3702)	1F, No. 8, Alley 15, Lane 120, Sec. 1, NeiHu Road, NeiHu District, Taipei City, 11493, Taiwan.	SAR 2	TW0029	TW3702
		SAR 6		
		SAR 8		
	No. 2, Keji 1st Rd., Guishan Township, Taoyuan County, 33383, Taiwan	SAR 1	TW0028	
		SAR 4		
	No.134, Wu Kung Road, New Taipei Industrial Park, Wuku District, New Taipei City, Taiwan	SAR 3	TW0027	
		SAR 7		

Note: Test site name is remarked on the equipment list in each section of this report as an indication where measurements occurred in specific test site and address.

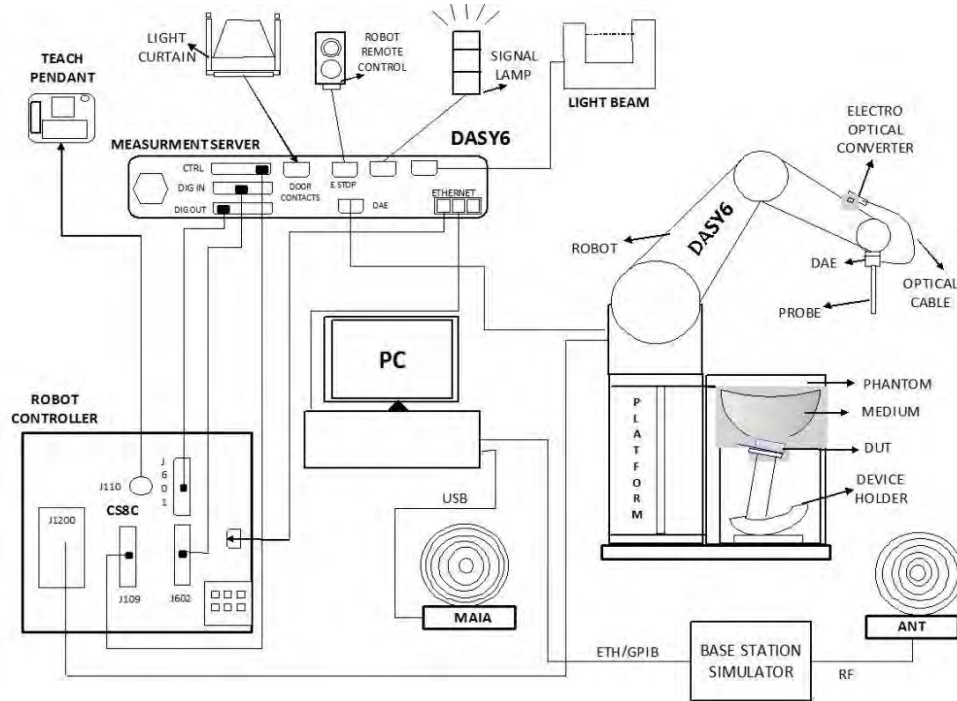
Unless otherwise stated the results shown in this test report refer only to the sample(s) tested and such sample(s) are retained for 90 days only.
除非另有說明，此報告結果僅對測試之樣品負責，同時此樣品僅保留90天。本報告未經本公司書面許可，不可部份複製。

This document is issued by the Company subject to its General Conditions of Service printed overleaf, available on request or accessible at <http://www.sgs.com.tw/Terms-and-Conditions> and for electronic format documents, subject to Terms and Conditions for Electronic Documents at <http://www.sgs.com.tw/Terms-and-Conditions>. Attention is drawn to the limitation of liability, indemnification and jurisdiction issues defined therein. Any holder of this document is advised that information contained hereon reflects the Company's findings at the time of its intervention only and within the limits of Client's instructions, if any. The Company's sole responsibility is to its Client and this document does not exonerate parties to a transaction from exercising all their rights and obligations under the transaction documents. This document cannot be reproduced except in full, without prior written approval of the Company. Any unauthorized alteration, forgery or falsification of the content or appearance of this document is unlawful and offenders may be prosecuted to the fullest extent of the law.

2.2 SAR System

Block Diagram (DASY6)

The DASY system used for performing compliance tests consists of the following items:




- A standard high precision 6-axis robot with controller, teach pendant and software. An arm extension for accommodating the data acquisition electronics (DAE).
- An isotropic field probe optimized and calibrated for the targeted measurement.
- A data acquisition electronics (DAE) which performs the signal amplification, signal multiplexing, AD-conversion, offset measurements, mechanical surface detection, collision detection, etc. The unit is battery powered with standard or rechargeable batteries. The signal is optically transmitted to the EOC.
- The Electro-optical converter (EOC) performs the conversion from optical to electrical signals for the digital communication to the DAE. To use optical surface detection, a special version of the EOC is required. The EOC signal is transmitted to the measurement server.
- The function of the measurement server is to perform the time critical tasks such as signal filtering, control of the robot operation and fast movement interrupts.
- The Light Beam used is for probe alignment. This improves the (absolute) accuracy of the probe positioning.
- A computer running Windows 10 and the DASY6 software.
- Remote control and teach pendant as well as additional circuitry for robot safety such as warning lamps, etc.
- The phantom, the device holder and other accessories according to the targeted measurement.

Unless otherwise stated the results shown in this test report refer only to the sample(s) tested and such sample(s) are retained for 90 days only.
除非另有說明，此報告結果僅對測試之樣品負責，同時此樣品僅保留90天。本報告未經本公司書面許可，不可部份複製。

This document is issued by the Company subject to its General Conditions of Service printed overleaf, available on request or accessible at <http://www.sgs.com.tw/Terms-and-Conditions> and for electronic format documents, subject to Terms and Conditions for Electronic Documents at <http://www.sgs.com.tw/Terms-and-Conditions>. Attention is drawn to the limitation of liability, indemnification and jurisdiction issues defined therein. Any holder of this document is advised that information contained hereon reflects the Company's findings at the time of its intervention only and within the limits of Client's instructions, if any. The Company's sole responsibility is to its Client and this document does not exonerate parties to a transaction from exercising all their rights and obligations under the transaction documents. This document cannot be reproduced except in full, without prior written approval of the Company. Any unauthorized alteration, forgery or falsification of the content or appearance of this document is unlawful and offenders may be prosecuted to the fullest extent of the law.

EX3DV4 E-Field Probe

Construction	Symmetrical design with triangular core Built-in shielding against static charges PEEK enclosure material (resistant to organic solvents, e.g., DGBE)		
Calibration	Basic Broad Band Calibration in air Conversion Factors (CF) for HSL 2450/5250/5600/5750/5850/6500/7000MHz Additional CF for other liquids and frequencies upon request		
Frequency	10 MHz to > 6 GHz		
Directivity	± 0.3 dB in HSL (rotation around probe axis) ± 0.5 dB in tissue material (rotation normal to probe axis)		
Dynamic Range	10 µW/g to > 100 mW/g Linearity: ± 0.2 dB (noise: typically < 1 µW/g)		
Dimensions	Tip diameter: 2.5 mm		
Application	High precision dosimetric measurements in any exposure scenario (e.g., very strong gradient fields). Only probe which enables compliance testing for frequencies up to 6 GHz with precision of better 30%.		

Unless otherwise stated the results shown in this test report refer only to the sample(s) tested and such sample(s) are retained for 90 days only.
除非另有說明，此報告結果僅對測試之樣品負責，同時此樣品僅保留90天。本報告未經本公司書面許可，不可部份複製。

This document is issued by the Company subject to its General Conditions of Service printed overleaf, available on request or accessible at <http://www.sgs.com.tw/Terms-and-Conditions> and for electronic format documents, subject to Terms and Conditions for Electronic Documents at <http://www.sgs.com.tw/Terms-and-Conditions>. Attention is drawn to the limitation of liability, indemnification and jurisdiction issues defined therein. Any holder of this document is advised that information contained hereon reflects the Company's findings at the time of its intervention only and within the limits of Client's instructions, if any. The Company's sole responsibility is to its Client and this document does not exonerate parties to a transaction from exercising all their rights and obligations under the transaction documents. This document cannot be reproduced except in full, without prior written approval of the Company. Any unauthorized alteration, forgery or falsification of the content or appearance of this document is unlawful and offenders may be prosecuted to the fullest extent of the law.

SGS Taiwan Ltd.

No.134,Wu Kung Road, New Taipei Industrial Park, Wuku District, New Taipei City, Taiwan/新北市五股區新北產業園區五工路 134 號

台灣檢驗科技股份有限公司


t (886-2) 2299-3279

f (886-2) 2298-0488


www.sgs.com.tw

Member of SGS Group

PHANTOM (ELI)

Model	ELI	
Construction	The ELI phantom is used for compliance testing of handheld and body-mounted wireless devices in the frequency range of 30 MHz to 6 GHz. ELI is fully compatible with the IEC 62209-2 standard and all known tissue simulating liquids. ELI has been optimized regarding its performance and can be integrated into our standard phantom tables. A cover prevents evaporation of the liquid. Reference markings on the phantom allow installation of the complete setup, including all predefined phantom positions and measurement grids, by teaching three points. The phantom is compatible with all SPEAG dosimetric probes and dipoles.	
Shell Thickness	2 ± 0.2 mm	
Filling Volume	Approx. 30 liters	
Dimensions	Major axis: 600 mm Minor axis: 400 mm	

DEVICE HOLDER

Construction	The device holder (Supporter) for Notebook is made by POM (polyoxymethylene resin) , which is non-metal and non-conductive. The height can be adjusted to fit varies kind of notebooks.	
		Device Holder

Unless otherwise stated the results shown in this test report refer only to the sample(s) tested and such sample(s) are retained for 90 days only.
除非另有說明，此報告結果僅對測試之樣品負責，同時此樣品僅保留90天。本報告未經本公司書面許可，不可部份複製。

This document is issued by the Company subject to its General Conditions of Service printed overleaf, available on request or accessible at <http://www.sgs.com.tw/Terms-and-Conditions> and for electronic format documents, subject to Terms and Conditions for Electronic Documents at <http://www.sgs.com.tw/Terms-and-Conditions>. Attention is drawn to the limitation of liability, indemnification and jurisdiction issues defined therein. Any holder of this document is advised that information contained hereon reflects the Company's findings at the time of its intervention only and within the limits of Client's instructions, if any. The Company's sole responsibility is to its Client and this document does not exonerate parties to a transaction from exercising all their rights and obligations under the transaction documents. This document cannot be reproduced except in full, without prior written approval of the Company. Any unauthorized alteration, forgery or falsification of the content or appearance of this document is unlawful and offenders may be prosecuted to the fullest extent of the law.

SGS Taiwan Ltd.

No.134,Wu Kung Road, New Taipei Industrial Park, Wuku District, New Taipei City, Taiwan/新北市五股區新北產業園區五工路 134 號

台灣檢驗科技股份有限公司

t (886-2) 2299-3279

f (886-2) 2298-0488

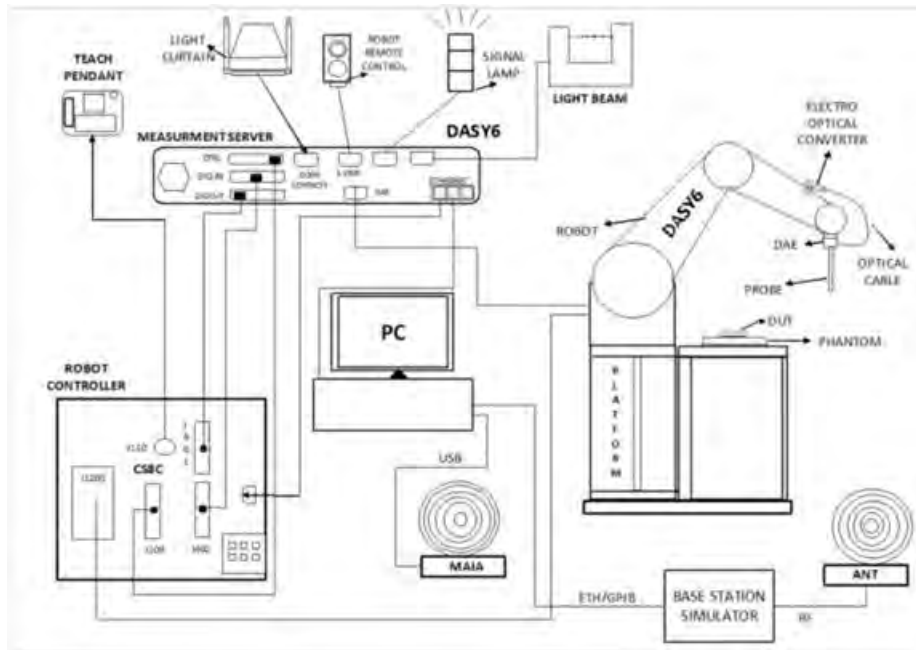
www.sgs.com.tw

Member of SGS Group

2.3 PD system

Block Diagram (DASY6)

Power density measurements for mmWave frequencies were performed using SPEAG DASY6 with cDASY6 5G module. The DASY6 included a high precision robotics system (Staubli), robot controller, desktop computer, near-field probe, probe alignment sensor, and the 5G phantom cover.



EUmmWVx probe

The EUmmWVx probe is based on the pseudo-vector probe design, which not only measures the field magnitude but also derives its polarization ellipse. The design entails two small 0.8mm dipole sensors mechanically protected by high-density foam, printed on both sides of a 0.9mm wide and 0.12mm thick glass substrate. The body of the probe is specifically constructed to minimize distortion by the scattered fields. The probe consist of two sensors with different angles (1 and 2) arranged in the same plane in the probe axis. Three or more measurements of the two sensors are taken for different probe rotational angles to derive the amplitude and polarization information. The probe design allows measurements at distances as small as 2mm from the surface of the device under test (DUT). The typical sensor to probe tip distance is 1.5 mm. The exact distance is calibrated.

	<p>Two dipoles optimally arranged to obtain pseudo-vector information. Minimum 3 measurements/ point, 120° rotated around probe axis.</p> <p>Sensors (0.8mm length) printed on glass substrate protected by high density foam. Low perturbation of the measured field. Requires positioner which can do accurate probe rotation.</p>
<p>Frequency Range</p>	<p>750 MHz – 110 GHz</p>

Unless otherwise stated the results shown in this test report refer only to the sample(s) tested and such sample(s) are retained for 90 days only.

除非另有說明，此報告結果僅對測試之樣品負責，同時此樣品僅保留90天。本報告未經本公司書面許可，不可部份複製。

This document is issued by the Company subject to its General Conditions of Service printed overleaf, available on request or accessible at <http://www.sgs.com.tw/Terms-and-Conditions> and for electronic format documents, subject to Terms and Conditions for Electronic Documents at <http://www.sgs.com.tw/Terms-and-Conditions>. Attention is drawn to the limitation of liability, indemnification and jurisdiction issues defined therein. Any holder of this document is advised that information contained hereon reflects the Company's findings at the time of its intervention only and within the limits of Client's instructions, if any. The Company's sole responsibility is to its Client and this document does not exonerate parties to a transaction from exercising all their rights and obligations under the transaction documents. This document cannot be reproduced except in full, without prior written approval of the Company. Any unauthorized alteration, forgery or falsification of the content or appearance of this document is unlawful and offenders may be prosecuted to the fullest extent of the law.

SGS Taiwan Ltd.

No.134,Wu Kung Road, New Taipei Industrial Park, Wuku District, New Taipei City, Taiwan/新北市五股區新北產業園區五工路 134 號

台灣檢驗科技股份有限公司

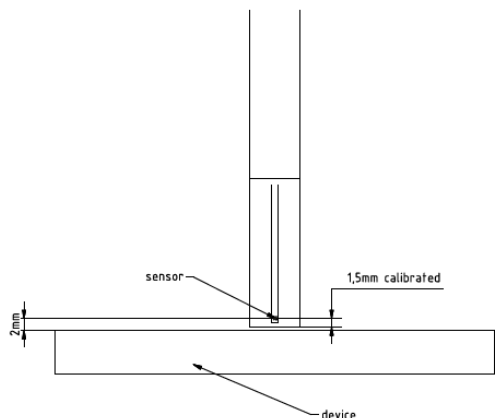
t (886-2) 2299-3279

f (886-2) 2298-0488

www.sgs.com.tw

Member of SGS Group

Dynamic Range	< 20 V/m – 10,000 V/m with PRE-10 (min < 50 V/m - 3000 V/m)
Position Precision	< 0.2 mm (DASY6)
Dimensions	Overall length: 337 mm (tip: 20 mm) Tip diameter: encapsulation 8 mm (internal sensor < 1mm) Distance from probe tip to dipole centers: < 2 mm. Sensor displacement to probe's calibration point: < 0.3 mm
Applications	E-field measurements of 5G devices and other mm-wave transmitters operating above 10GHz in < 2 mm distance from device (free-space).Power density, H-field and far-field analysis using total field reconstruction (cDASY6 5G module required)
Compatibility	cDASY6 + 5G-Module SW1.0 and higher



mmWave Phantom

The mmWave Phantom approximates free-space conditions, allowing for the evaluation of the antenna side of the device and the front (screen) side or any opposite-radiating side of wireless devices operating above 10 GHz without distorting the RF field. It consists of a 40mm thick Rohacell plate used as a test bed, which has a loss tangent ($\tan \delta$) ≤ 0.05 and a relative permittivity (ϵ_r) ≤ 1.2 . High-performance RF absorbers are placed below the foam.

Unless otherwise stated the results shown in this test report refer only to the sample(s) tested and such sample(s) are retained for 90 days only.
除非另有說明，此報告結果僅對測試之樣品負責，同時此樣品僅保留90天。本報告未經本公司書面許可，不可部份複製。

This document is issued by the Company subject to its General Conditions of Service printed overleaf, available on request or accessible at <http://www.sgs.com.tw/Terms-and-Conditions> and for electronic format documents, subject to Terms and Conditions for Electronic Documents at <http://www.sgs.com.tw/Terms-and-Conditions>. Attention is drawn to the limitation of liability, indemnification and jurisdiction issues defined therein. Any holder of this document is advised that information contained hereon reflects the Company's findings at the time of its intervention only and within the limits of Client's instructions, if any. The Company's sole responsibility is to its Client and this document does not exonerate parties to a transaction from exercising all their rights and obligations under the transaction documents. This document cannot be reproduced except in full, without prior written approval of the Company. Any unauthorized alteration, forgery or falsification of the content or appearance of this document is unlawful and offenders may be prosecuted to the fullest extent of the law.

SGS Taiwan Ltd.

No.134,Wu Kung Road, New Taipei Industrial Park, Wuku District, New Taipei City, Taiwan/新北市五股區新北產業園區五工路 134 號

台灣檢驗科技股份有限公司

t (886-2) 2299-3279

f (886-2) 2298-0488

www.sgs.com.tw

Member of SGS Group

3 SAR SYSTEM VERIFICATION

3.1 Tissue Simulating Liquid

For the measurement of the field distribution inside the SAM phantom with DASY, the phantom must be filled with homogeneous tissue simulating liquid. For head SAR testing, the liquid height from the ear rint (ERP) of the phantom to the liquid top surface is larger than 15cm. For body SAR testing, the liquid height from the center of the flat phantom to the liquid top surface is larger than 15cm.

3.2 Tissue Simulant Liquid measurement

The dielectric properties for this Head-simulant fluid were measured by using the SPEAG Dielectric Assessment Kit (DAKS-3.5)

All dielectric parameters of tissue simulates were measured within 24 hours of SAR measurements. The measured conductivity and permittivity are all within $\pm 5\%$ of the target values.

3.3 Measurement results of Tissue Simulant Liquid

Measured Frequency (MHz)	Target Dielectric Constant, ϵ_r	Target Conductivity, σ (S/m)	Measured Dielectric Constant, ϵ_r	Measured Conductivity, σ (S/m)	% dev ϵ_r	% dev σ	Limit	Measurement Date
2402	39.282	1.757	39.763	1.803	1.22%	2.59%	$\pm 5\%$	Apr. 15, 2024
2412	39.265	1.766	39.751	1.811	1.24%	2.53%	$\pm 5\%$	Apr. 15, 2024
2450	39.200	1.800	39.705	1.850	1.29%	2.78%	$\pm 5\%$	Apr. 15, 2024
2462	39.184	1.813	39.691	1.861	1.29%	2.66%	$\pm 5\%$	Apr. 15, 2024
2480	39.160	1.832	39.669	1.880	1.30%	2.62%	$\pm 5\%$	Apr. 15, 2024
5210	35.990	4.670	36.468	4.803	1.33%	2.85%	$\pm 5\%$	Apr. 16, 2024
5250	35.950	4.710	36.404	4.841	1.26%	2.78%	$\pm 5\%$	Apr. 16, 2024
5290	35.910	4.750	36.340	4.882	1.20%	2.78%	$\pm 5\%$	Apr. 16, 2024
5530	35.605	4.997	36.276	5.121	1.88%	2.49%	$\pm 5\%$	Apr. 17, 2024
5570	35.545	5.039	36.217	5.160	1.89%	2.41%	$\pm 5\%$	Apr. 17, 2024
5600	35.500	5.070	36.174	5.192	1.90%	2.41%	$\pm 5\%$	Apr. 17, 2024
5690	35.410	5.160	36.048	5.283	1.80%	2.38%	$\pm 5\%$	Apr. 17, 2024
5750	35.350	5.220	35.964	5.345	1.74%	2.39%	$\pm 5\%$	Apr. 18, 2024
5775	35.325	5.245	35.930	5.371	1.71%	2.40%	$\pm 5\%$	Apr. 18, 2024
5815	35.285	5.286	35.873	5.412	1.67%	2.39%	$\pm 5\%$	Apr. 18, 2024
6025	35.070	5.510	35.632	5.653	1.60%	2.60%	$\pm 5\%$	Apr. 19, 2024
6185	34.878	5.698	35.422	5.815	1.56%	2.05%	$\pm 5\%$	Apr. 19, 2024
6345	34.686	5.887	35.216	5.974	1.53%	1.48%	$\pm 5\%$	Apr. 19, 2024
6500	34.500	6.070	35.006	6.131	1.47%	1.00%	$\pm 5\%$	Apr. 19, 2024
6505	34.494	6.076	34.998	6.136	1.46%	0.99%	$\pm 5\%$	Apr. 19, 2024
6665	34.302	6.261	34.790	6.295	1.42%	0.54%	$\pm 5\%$	Apr. 19, 2024
6825	34.110	6.447	34.583	6.443	1.39%	-0.06%	$\pm 5\%$	Apr. 19, 2024
6985	33.918	6.633	34.375	6.617	1.35%	-0.24%	$\pm 5\%$	Apr. 20, 2024
7000	33.900	6.650	34.356	6.633	1.35%	-0.26%	$\pm 5\%$	Apr. 20, 2024

Unless otherwise stated the results shown in this test report refer only to the sample(s) tested and such sample(s) are retained for 90 days only.

除非另有說明，此報告結果僅對測試之樣品負責，同時此樣品僅保留90天。本報告未經本公司書面許可，不可部份複製。

This document is issued by the Company subject to its General Conditions of Service printed overleaf, available on request or accessible at <http://www.sgs.com.tw/Terms-and-Conditions>, and for electronic format documents, subject to Terms and Conditions for Electronic Documents at <http://www.sgs.com.tw/Terms-and-Conditions>. Attention is drawn to the limitation of liability, indemnification and jurisdiction issues defined therein. Any holder of this document is advised that information contained hereon reflects the Company's findings at the time of its intervention only and within the limits of Client's instructions, if any. The Company's sole responsibility is to its Client and this document does not exonerate parties to a transaction from exercising all their rights and obligations under the transaction documents. This document cannot be reproduced except in full, without prior written approval of the Company. Any unauthorized alteration, forgery or falsification of the content or appearance of this document is unlawful and offenders may be prosecuted to the fullest extent of the law.

3.4 The composition of the tissue simulating liquid:

Simulating Liquids for 600 MHz -10 GHz, Manufactured by SPEAG:

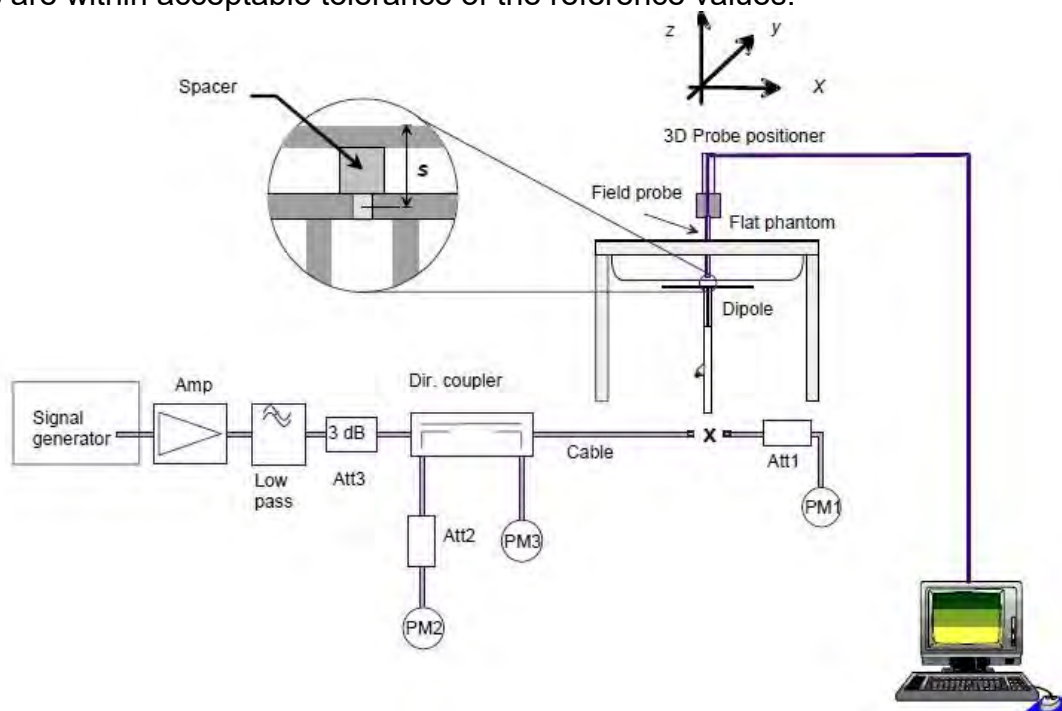
Broad-band head tissue simulating liquids	SPEAG Product	Frequency range (MHz)	Main Ingredients
	HBBL600-10000V6	600 - 10000	Water, Oil

3.5 System check

The microwave circuit arrangement for system check is sketched in below. The daily system accuracy verification occurs within the flat section of the SAM phantom and ELI phantom. A SAR measurement was performed to see if the measured SAR was within +/- 10% from the target SAR values.

The tests were conducted on the same days as the measurement of the DUT. The obtained results from the system accuracy verification are displayed with SAR values normalized to 1W forward power delivered to the dipole.

During the tests, the liquid depth from the center of the flat phantom to the liquid top surface was 15 cm above in all the cases. It is seen that the system is operating within its specification, as the results are within acceptable tolerance of the reference values.



The block diagram of system check

Unless otherwise stated the results shown in this test report refer only to the sample(s) tested and such sample(s) are retained for 90 days only.
除非另有說明，此報告結果僅對測試之樣品負責，同時此樣品僅保留90天。本報告未經本公司書面許可，不可部份複製。

This document is issued by the Company subject to its General Conditions of Service printed overleaf, available on request or accessible at <http://www.sgs.com.tw/Terms-and-Conditions> and for electronic format documents, subject to Terms and Conditions for Electronic Documents at <http://www.sgs.com.tw/Terms-and-Conditions>. Attention is drawn to the limitation of liability, indemnification and jurisdiction issues defined therein. Any holder of this document is advised that information contained hereon reflects the Company's findings at the time of its intervention only and within the limits of Client's instructions, if any. The Company's sole responsibility is to its Client and this document does not exonerate parties to a transaction from exercising all their rights and obligations under the transaction documents. This document cannot be reproduced except in full, without prior written approval of the Company. Any unauthorized alteration, forgery or falsification of the content or appearance of this document is unlawful and offenders may be prosecuted to the fullest extent of the law.

SGS Taiwan Ltd.

No.134,Wu Kung Road, New Taipei Industrial Park, Wuku District, New Taipei City, Taiwan/新北市五股區新北產業園區五工路 134 號

台灣檢驗科技股份有限公司

t (886-2) 2299-3279

f (886-2) 2298-0488

www.sgs.com.tw

Member of SGS Group

3.6 System check results

Validation Kit	S/N	Frequency (MHz)	1W Target 1g-SAR (W/kg)	pin=250mW Measured 1g-SAR (W/kg)	Normalized to 1W 1g-SAR (W/kg)	Deviation (%)	Limit	Measurement Date
D2450V2	728	2450	53.4	13.3	53.2	-0.37	± 10%	Apr.15,2024
Validation Kit	S/N	Frequency (MHz)	1W Target 1g-SAR (W/kg)	pin=100mW Measured 1g-SAR (W/kg)	Normalized to 1W 1g-SAR (W/kg)	Deviation (%)	Limit	Measurement Date
D5GHzV2	1023	5250	78.8	8.05	80.5	2.16	± 10%	Apr.16,2024
D5GHzV2	1023	5600	81.3	8.17	81.7	0.49	± 10%	Apr.17,2024
D5GHzV2	1023	5750	78	8	80	2.56	± 10%	Apr.18,2024
D5GHzV2	1023	5850	78.6	8.2	82	4.33	± 10%	Apr.18,2024
Validation Kit	S/N	Frequency (MHz)	1W Target 1g-SAR (W/kg)	pin=100mW Measured 1g-SAR (W/kg)	Normalized to 1W 1g-SAR (W/kg)	Deviation (%)	Limit	Measurement Date
D6.5GHzV2	1006	6500	296	28.2	282	-4.73	± 10%	Apr.19,2024
D7GHzV2	1007	7000	281	27.8	278	-1.07	± 10%	Apr.20,2024

Unless otherwise stated the results shown in this test report refer only to the sample(s) tested and such sample(s) are retained for 90 days only.

除非另有說明，此報告結果僅對測試之樣品負責，同時此樣品僅保留90天。本報告未經本公司書面許可，不可部份複製。

This document is issued by the Company subject to its General Conditions of Service printed overleaf, available on request or accessible at <http://www.sgs.com.tw/Terms-and-Conditions> and for electronic format documents, subject to Terms and Conditions for Electronic Documents at <http://www.sgs.com.tw/Terms-and-Conditions>. Attention is drawn to the limitation of liability, indemnification and jurisdiction issues defined therein. Any holder of this document is advised that information contained hereon reflects the Company's findings at the time of its intervention only and within the limits of Client's instructions, if any. The Company's sole responsibility is to its Client and this document does not exonerate parties to a transaction from exercising all their rights and obligations under the transaction documents. This document cannot be reproduced except in full, without prior written approval of the Company. Any unauthorized alteration, forgery or falsification of the content or appearance of this document is unlawful and offenders may be prosecuted to the fullest extent of the law.

SGS Taiwan Ltd.

No.134,Wu Kung Road, New Taipei Industrial Park, Wuku District, New Taipei City, Taiwan/新北市五股區新北產業園區五工路 134 號

台灣檢驗科技股份有限公司

t (886-2) 2299-3279

f (886-2) 2298-0488

www.sgs.com.tw


Member of SGS Group

4 PD SYSTEM VERIFICATION

4.1 System check

The system was verified to be within ± 0.66 dB of the power density targets on the calibration certificate according to the test system specification in the user's manual and calibration facility recommendation. The 0.66 dB deviation threshold represents the expanded uncertainty for system performance checks using SPEAG's mmWave verification sources. The same spatial resolution and measurement region used in the source calibration was applied during the system check.

The measured power density distribution of verification source was also confirmed through visual inspection to have no noticeable differences, both spatially (shape) and numerically (level) from the distribution provided by the manufacturer, per November 2017 TCBC Workshop Notes.



System Verification Setup Photo

Unless otherwise stated the results shown in this test report refer only to the sample(s) tested and such sample(s) are retained for 90 days only.
除非另有說明，此報告結果僅對測試之樣品負責，同時此樣品僅保留90天。本報告未經本公司書面許可，不可部份複製。

This document is issued by the Company subject to its General Conditions of Service printed overleaf, available on request or accessible at <http://www.sgs.com.tw/Terms-and-Conditions> and for electronic format documents, subject to Terms and Conditions for Electronic Documents at <http://www.sgs.com.tw/Terms-and-Conditions>. Attention is drawn to the limitation of liability, indemnification and jurisdiction issues defined therein. Any holder of this document is advised that information contained hereon reflects the Company's findings at the time of its intervention only and within the limits of Client's instructions, if any. The Company's sole responsibility is to its Client and this document does not exonerate parties to a transaction from exercising all their rights and obligations under the transaction documents. This document cannot be reproduced except in full, without prior written approval of the Company. Any unauthorized alteration, forgery or falsification of the content or appearance of this document is unlawful and offenders may be prosecuted to the fullest extent of the law.

SGS Taiwan Ltd.

No.134,Wu Kung Road, New Taipei Industrial Park, Wuku District, New Taipei City, Taiwan/新北市五股區新北產業園區五工路 134 號

台灣檢驗科技股份有限公司

t (886-2) 2299-3279

f (886-2) 2298-0488

www.sgs.com.tw

Member of SGS Group

4.2 System check result

The system was verified to be within ± 0.66 dB of the power density targets on the calibration certificate according to the test system specification in the user's manual and calibration facility recommendation. The 0.66 dB deviation threshold represents the expanded uncertainty for system performance checks using SPEAG's mmWave verification sources. The same spatial resolution and measurement region used in the source calibration was applied during the system check. The measured power density distribution of verification source was also confirmed through visual inspection to have no noticeable differences, both spatially (shape) and numerically (level) from the distribution provided by the manufacturer, per November 2017 TCBC Workshop Notes.

Frequency (MHz)	PD Verification Source (MHz)	Probe S/N	DAE S/N	Distance (mm)	Prad (mW)	Measured 4cm ² (W/m ²)	Target 4cm ² (W/m ²)	Deviation (dB)	Date
10000	10000	9643	1824	10	93.3	56.2	56.4	-0.02	Apr.18,2024

Unless otherwise stated the results shown in this test report refer only to the sample(s) tested and such sample(s) are retained for 90 days only.
除非另有說明，此報告結果僅對測試之樣品負責，同時此樣品僅保留90天。本報告未經本公司書面許可，不可部份複製。

This document is issued by the Company subject to its General Conditions of Service printed overleaf, available on request or accessible at <http://www.sgs.com.tw/Terms-and-Conditions> and for electronic format documents, subject to Terms and Conditions for Electronic Documents at <http://www.sgs.com.tw/Terms-and-Conditions>. Attention is drawn to the limitation of liability, indemnification and jurisdiction issues defined therein. Any holder of this document is advised that information contained hereon reflects the Company's findings at the time of its intervention only and within the limits of Client's instructions, if any. The Company's sole responsibility is to its Client and this document does not exonerate parties to a transaction from exercising all their rights and obligations under the transaction documents. This document cannot be reproduced except in full, without prior written approval of the Company. Any unauthorized alteration, forgery or falsification of the content or appearance of this document is unlawful and offenders may be prosecuted to the fullest extent of the law.

5 TEST CONFIGURATIONS

5.1 Test Environment

Ambient Temperature: $22 \pm 2^{\circ}\text{C}$

Tissue Simulating Liquid: $22 \pm 2^{\circ}\text{C}$

5.2 Test Note

- **General:** Measurements are performed respectively on the lowest, middle and highest channels of the operating band(s).
- **General:** The EUT is set to maximum power level during all tests, and at the beginning of each test the battery is fully charged.
- **General:** During the SAR testing, the DASY system checks power drift by comparing the e-field strength of one specific location measured at the beginning with that measured at the end of the SAR testing.
- **General:** According to KDB447498D01v06, testing of other required channels is not required when the reported 1-g SAR for the highest output channel is $\leq 0.8\text{ W/kg}$, when the transmission band is $\leq 100\text{ MHz}$.
- **General:** According to KDB865664D01v01r04, SAR measurement variability must be assessed for each frequency band. When the original highest measured SAR is $\geq 0.8\text{ W/kg}$, repeated that measurement once. Perform a second repeated measurement only if the ratio of largest to smallest SAR for the original and first repeated measurements is > 1.20 or when the original or repeated measurement is $\geq 1.45\text{ W/kg}$ ($\sim 10\%$ from the 1-g SAR limit).
- **WLAN 2.4GHz:** 802.11b DSSS SAR Test Requirements: SAR is measured for 2.4 GHz 802.11b DSSS mode using the highest measured maximum output power channel, when the reported SAR of the highest measured maximum output power channel for the exposure configuration is $\leq 0.8\text{ W/kg}$, no further SAR testing is required for 802.11b DSSS in that exposure configuration. When the reported SAR is $> 0.8\text{ W/kg}$, SAR is required for that exposure configuration using the next highest measured output power channel. When any reported SAR is $> 1.2\text{ W/kg}$, SAR is required for the third channel; i.e., all channels require testing.
- **WLAN 2.4GHz:** 802.11g/n OFDM SAR Test Exclusion Requirements: SAR is not required for 802.11g/n since the highest reported SAR for DSSS is adjusted by the ratio of OFDM to DSSS specified maximum output power and the adjusted SAR is $\leq 1.2\text{ W/kg}$.
- **WLAN 5GHz:** Initial Test Configuration: An initial test configuration is determined for OFDM transmission modes according to the channel bandwidth, modulation and data rate combination(s) with the highest maximum output power specified for production units in each standalone and aggregated frequency band. SAR is measured using the highest measured maximum output power channel. When the reported SAR of the initial test configuration is $> 0.8\text{ W/kg}$, SAR measurement is required for the subsequent next highest measured output power channel(s) in the initial test configuration until the reported SAR is $\leq 1.2\text{ W/kg}$ or all required channels are tested. Since the highest reported SAR for the initial test configuration is adjusted by the ratio of the subsequent test configuration to initial test configuration

Unless otherwise stated the results shown in this test report refer only to the sample(s) tested and such sample(s) are retained for 90 days only.

除非另有說明，此報告結果僅對測試之樣品負責，同時此樣品僅保留90天。本報告未經本公司書面許可，不可部份複製。

This document is issued by the Company subject to its General Conditions of Service printed overleaf, available on request or accessible at <http://www.sgs.com.tw/Terms-and-Conditions> and for electronic format documents, subject to Terms and Conditions for Electronic Documents at <http://www.sgs.com.tw/Terms-and-Conditions>. Attention is drawn to the limitation of liability, indemnification and jurisdiction issues defined therein. Any holder of this document is advised that information contained hereon reflects the Company's findings at the time of its intervention only and within the limits of Client's instructions, if any. The Company's sole responsibility is to its Client and this document does not exonerate parties to a transaction from exercising all their rights and obligations under the transaction documents. This document cannot be reproduced except in full, without prior written approval of the Company. Any unauthorized alteration, forgery or falsification of the content or appearance of this document is unlawful and offenders may be prosecuted to the fullest extent of the law.

specified maximum output power and the adjusted SAR is ≤ 1.2 W/kg, SAR is not required for subsequent test configuration.

- **WLAN 5GHz:** Based on FCC guidance, general principles of KDB248227D01 can be applied to 802.11ax to determine initial test configuration with 802.11ax being considered as the highest 802.11 mode for the appropriate frequency band.

- **WLAN 6GHz:** Per October 2020 & April 2021 TCB Workshop Interim procedures and FCC guidance, start instead with a minimum of 5 test channels across the full band, then adapt and apply conducted power and SAR test reduction procedures of KDB Pub. 248227 v02r02. WIFI 6E SAR is measured by using 6-7GHz parameters per IEC/IEEE62209- 1528:2020 and report also estimated absorbed PD (for reference purposes only, not specifically for compliance). For the highest SAR test configurations also measure incident PD (total) using mmW near-field probe and total-field/power-density reconstruction method.

- **WLAN 6GHz:** Per equipment manufacturer guidance, power density was measured at $d=2\text{mm}$ with the grid step (0.0625λ) for determining compliance at $d=2\text{mm}$.

- **WLAN 6GHz:** According to October 2020 TCB Workshop Interim procedures, power density results were scaled according to IEC 62479:2010 for the portion of the measurement uncertainty $> 30\%$. Total expanded uncertainty of 2.67 dB (85%) was used to determine the psPD measurement scaling factor.

- **WLAN 6GHz:** Per FCC guidance, for simultaneous transmission evaluation, using SAR sum and SPLSR for simultaneous transmit exclusion analyses and evaluations.

Unless otherwise stated the results shown in this test report refer only to the sample(s) tested and such sample(s) are retained for 90 days only.
除非另有說明，此報告結果僅對測試之樣品負責，同時此樣品僅保留90天。本報告未經本公司書面許可，不可部份複製。

This document is issued by the Company subject to its General Conditions of Service printed overleaf, available on request or accessible at <http://www.sgs.com.tw/Terms-and-Conditions> and for electronic format documents, subject to Terms and Conditions for Electronic Documents at <http://www.sgs.com.tw/Terms-and-Conditions>. Attention is drawn to the limitation of liability, indemnification and jurisdiction issues defined therein. Any holder of this document is advised that information contained hereon reflects the Company's findings at the time of its intervention only and within the limits of Client's instructions, if any. The Company's sole responsibility is to its Client and this document does not exonerate parties to a transaction from exercising all their rights and obligations under the transaction documents. This document cannot be reproduced except in full, without prior written approval of the Company. Any unauthorized alteration, forgery or falsification of the content or appearance of this document is unlawful and offenders may be prosecuted to the fullest extent of the law.

5.3 Test position

Laptop mode SAR test position (0mm)

For laptop PC, according to KDB 616217 D04, SAR evaluation is required for the bottom surface of the keyboard. This EUT was tested in the base of EUT directly against the flat phantom. The required minimum test separation distance for incorporating transmitters and antennas into laptop computer display is determined with the display screen opened at an angle of 90° to the keyboard compartment.

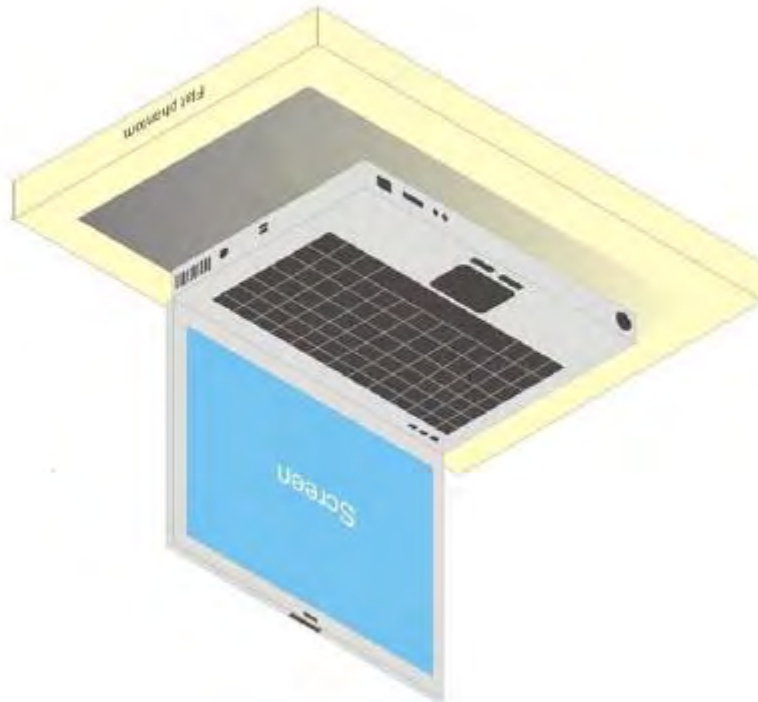


Illustration for Laptop Setup

Unless otherwise stated the results shown in this test report refer only to the sample(s) tested and such sample(s) are retained for 90 days only.
除非另有說明，此報告結果僅對測試之樣品負責，同時此樣品僅保留90天。本報告未經本公司書面許可，不可部份複製。

This document is issued by the Company subject to its General Conditions of Service printed overleaf, available on request or accessible at <http://www.sgs.com.tw/Terms-and-Conditions> and for electronic format documents, subject to Terms and Conditions for Electronic Documents at <http://www.sgs.com.tw/Terms-and-Conditions>. Attention is drawn to the limitation of liability, indemnification and jurisdiction issues defined therein. Any holder of this document is advised that information contained hereon reflects the Company's findings at the time of its intervention only and within the limits of Client's instructions, if any. The Company's sole responsibility is to its Client and this document does not exonerate parties to a transaction from exercising all their rights and obligations under the transaction documents. This document cannot be reproduced except in full, without prior written approval of the Company. Any unauthorized alteration, forgery or falsification of the content or appearance of this document is unlawful and offenders may be prosecuted to the fullest extent of the law.

Tablet mode SAR test position (0mm)

For full-size tablet, according to KDB 616217 D04, SAR evaluation is required for back surface and edges of the devices. The back surface and edges of the tablet are tested with the tablet touching the phantom. Exposures from antennas through the front surface of the display section of a tablet are generally limited to the user's hands. Exposures to hands for typical consumer transmitters used in tablets are not expected to exceed the extremity SAR limit; therefore, SAR evaluation for the front surface of tablet display screens are generally not necessary. When voice mode is supported on a tablet and it is limited to speaker mode or headset operations only, additional SAR testing for this type of voice use is not required.

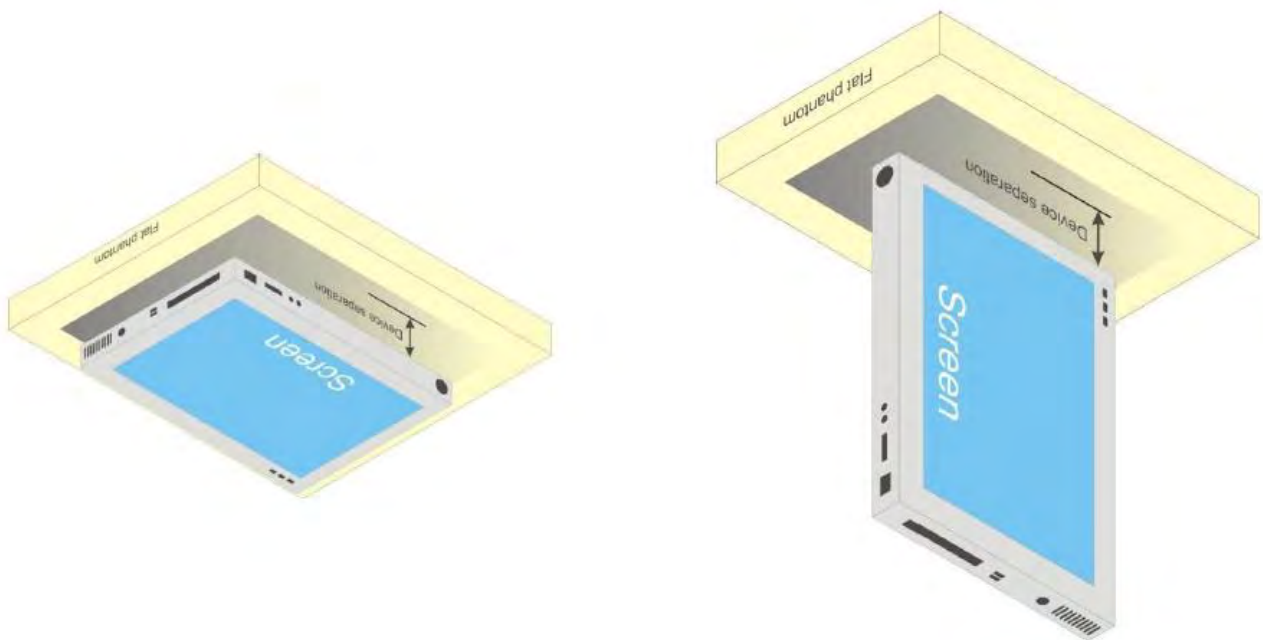


Illustration for Tablet Setup

Unless otherwise stated the results shown in this test report refer only to the sample(s) tested and such sample(s) are retained for 90 days only.
除非另有說明，此報告結果僅對測試之樣品負責，同時此樣品僅保留90天。本報告未經本公司書面許可，不可部份複製。

This document is issued by the Company subject to its General Conditions of Service printed overleaf, available on request or accessible at <http://www.sgs.com.tw/Terms-and-Conditions> and for electronic format documents, subject to Terms and Conditions for Electronic Documents at <http://www.sgs.com.tw/Terms-and-Conditions>. Attention is drawn to the limitation of liability, indemnification and jurisdiction issues defined therein. Any holder of this document is advised that information contained hereon reflects the Company's findings at the time of its intervention only and within the limits of Client's instructions, if any. The Company's sole responsibility is to its Client and this document does not exonerate parties to a transaction from exercising all their rights and obligations under the transaction documents. This document cannot be reproduced except in full, without prior written approval of the Company. Any unauthorized alteration, forgery or falsification of the content or appearance of this document is unlawful and offenders may be prosecuted to the fullest extent of the law.

5.4 Test limit

§ 2.1093(d)(1)

Applications for equipment authorization of portable RF sources subject to routine environmental evaluation must contain a statement confirming compliance with the limits specified in § 1.1310 as part of their application. Technical information showing the basis for this statement must be submitted to the Commission upon request. The SAR limits specified in § 1.1310(a) through (c) of this chapter shall be used for evaluation of portable devices transmitting in the frequency range from 100 kHz to 6 GHz. Portable devices that transmit at frequencies above 6 GHz shall be evaluated in terms of the MPE limits specified in Table 1 to § 1.1310(e)(1). A minimum separation distance applicable to the operating configurations and exposure conditions of the device shall be used for the evaluation. In general, maximum time-averaged power levels must be used for evaluation. All unlicensed personal communications service (PCS) devices and unlicensed NII devices shall be subject to the limits for general population/uncontrolled exposure.

Radiofrequency radiation exposure limits.

§ 1.1310(a)

Specific absorption rate (SAR) shall be used to evaluate the environmental impact of human exposure to radiofrequency (RF) radiation as specified in § 1.1307(b) within the frequency range of 100 kHz to 6 GHz (inclusive).

§ 1.1310(b)

The SAR limits for occupational/controlled exposure are 0.4 W/kg, as averaged over the whole body, and a peak spatial-average SAR of 8 W/kg, averaged over any 1 gram of tissue (defined as a tissue volume in the shape of a cube). Exceptions are the parts of the human body treated as extremities, such as hands, wrists, feet, ankles, and pinnae, where the peak spatial-average SAR limit for occupational/controlled exposure is 20 W/kg, averaged over any 10 grams of tissue (defined as a tissue volume in the shape of a cube). Exposure may be averaged over a time period not to exceed 6 minutes to determine compliance with occupational/controlled SAR limits.

§ 1.1310(c)

The SAR limits for general population/uncontrolled exposure are 0.08 W/kg, as averaged over the whole body, and a peak spatial-average SAR of 1.6 W/kg, averaged over any 1 gram of tissue (defined as a tissue volume in the shape of a cube). Exceptions are the parts of the human body treated as extremities, such as hands, wrists, feet, ankles, and pinnae, where the peak spatial-average SAR limit is 4 W/kg, averaged over any 10 grams of tissue (defined as a tissue volume in the shape of a cube). Exposure may be averaged over a time period not to exceed 30 minutes to determine compliance with general population/uncontrolled SAR limits.

Note to paragraphs (a) through (c):

SAR is a measure of the rate of energy absorption due to exposure to RF electromagnetic energy. These SAR limits to be used for evaluation are based generally on criteria published by the American National Standards Institute (ANSI) for localized SAR in Section 4.2 of "IEEE Standard for Safety Levels with Respect to Human Exposure to Radio Frequency Electromagnetic Fields, 3 kHz to 300 GHz," ANSI/IEEE Std C95.1-1992, copyright 1992 by the Institute of Electrical and Electronics Engineers, Inc., New York, New York 10017. These criteria for SAR evaluation are similar to those recommended by the National Council on Radiation Protection and Measurements (NCRP) in "Biological Effects and Exposure Criteria for Radiofrequency Electromagnetic Fields," NCRP Report No. 86, Section 17.4.5, copyright 1986 by NCRP, Bethesda, Maryland 20814. Limits for whole body SAR and peak spatial-average SAR are based

Unless otherwise stated the results shown in this test report refer only to the sample(s) tested and such sample(s) are retained for 90 days only.

除非另有說明，此報告結果僅對測試之樣品負責，同時此樣品僅保留90天。本報告未經本公司書面許可，不可部份複製。

This document is issued by the Company subject to its General Conditions of Service printed overleaf, available on request or accessible at <http://www.sgs.com.tw/Terms-and-Conditions>, and for electronic format documents, subject to Terms and Conditions for Electronic Documents at <http://www.sgs.com.tw/Terms-and-Conditions>. Attention is drawn to the limitation of liability, indemnification and jurisdiction issues defined therein. Any holder of this document is advised that information contained hereon reflects the Company's findings at the time of its intervention only and within the limits of Client's instructions, if any. The Company's sole responsibility is to its Client and this document does not exonerate parties to a transaction from exercising all their rights and obligations under the transaction documents. This document cannot be reproduced except in full, without prior written approval of the Company. Any unauthorized alteration, forgery or falsification of the content or appearance of this document is unlawful and offenders may be prosecuted to the fullest extent of the law.

SGS Taiwan Ltd.

No.134,Wu Kung Road, New Taipei Industrial Park, Wuku District, New Taipei City, Taiwan/新北市五股區新北產業園區五工路 134 號

台灣檢驗科技股份有限公司

t (886-2) 2299-3279

f (886-2) 2298-0488

www.sgs.com.tw

Member of SGS Group

on recommendations made in both of these documents. The MPE limits in Table 1 are based generally on criteria published by the NCRP in "Biological Effects and Exposure Criteria for Radiofrequency Electromagnetic Fields," NCRP Report No. 86, Sections 17.4.1, 17.4.1.1, 17.4.2 and 17.4.3, copyright 1986 by NCRP, Bethesda, Maryland 20814. In the frequency range from 100 MHz to 1500 MHz, these MPE exposure limits for field strength and power density are also generally based on criteria recommended by the ANSI in [Section 4.1](#) of "IEEE Standard for Safety Levels with Respect to Human Exposure to Radio Frequency Electromagnetic Fields, 3 kHz to 300 GHz," ANSI/IEEE Std C95.1-1992, copyright 1992 by the Institute of Electrical and Electronics Engineers, Inc., New York, New York 10017.

Portable devices that transmit at frequencies above 6 GHz shall be evaluated in terms of the MPE limits specified in Table 1 to [§ 1.1310\(e\)\(1\)](#).

According to ANSI/IEEE C95.1-1992, the criteria listed in the following Table shall be used to evaluate the environmental impact of human exposure to radio frequency (RF) radiation as specified in §1.1310.

Peak Spatially Averaged Power Density was evaluated over a circular area of 4cm² per interim FCC Guidance for near-field power density evaluations per October 2018 TCB Workshop notes

Unless otherwise stated the results shown in this test report refer only to the sample(s) tested and such sample(s) are retained for 90 days only.
除非另有說明，此報告結果僅對測試之樣品負責，同時此樣品僅保留90天。本報告未經本公司書面許可，不可部份複製。

This document is issued by the Company subject to its General Conditions of Service printed overleaf, available on request or accessible at <http://www.sgs.com.tw/Terms-and-Conditions> and for electronic format documents, subject to Terms and Conditions for Electronic Documents at <http://www.sgs.com.tw/Terms-and-Conditions>. Attention is drawn to the limitation of liability, indemnification and jurisdiction issues defined therein. Any holder of this document is advised that information contained hereon reflects the Company's findings at the time of its intervention only and within the limits of Client's instructions, if any. The Company's sole responsibility is to its Client and this document does not exonerate parties to a transaction from exercising all their rights and obligations under the transaction documents. This document cannot be reproduced except in full, without prior written approval of the Company. Any unauthorized alteration, forgery or falsification of the content or appearance of this document is unlawful and offenders may be prosecuted to the fullest extent of the law.

SGS Taiwan Ltd.

No.134,Wu Kung Road, New Taipei Industrial Park, Wuku District, New Taipei City, Taiwan/新北市五股區新北產業園區五工路 134 號

台灣檢驗科技股份有限公司

t (886-2) 2299-3279

f (886-2) 2298-0488

www.sgs.com.tw

Member of SGS Group

Frequency range (MHz)	Electric field strength (V/m)	Magnetic field strength (A/m)	Power density (mW/cm ²)	Averaging time (minutes)
(i) Limits for Occupational/Controlled Exposure				
0.3-3.0	614	1.63	*(100)	≤6
3.0-30	1842/f	4.89/f	*(900/f ²)	<6
30-300	61.4	0.163	1.0	<6
300-1,500			f/300	<6
1,500-100,000			5	<6
(ii) Limits for General Population/Uncontrolled Exposure				
0.3-1.34	614	1.63	*(100)	<30
1.34-30	824/f	2.19/f	*(180/f ²)	<30
30-300	27.5	0.073	0.2	<30
300-1,500			f/1500	<30
1,500-100,000			1.0	<30

f = frequency in MHz. * = Plane-wave equivalent power density.

Table 1 to § 1.1310(e)(1) - Limits for Maximum Permissible Exposure (MPE)

Unless otherwise stated the results shown in this test report refer only to the sample(s) tested and such sample(s) are retained for 90 days only.

除非另有說明，此報告結果僅對測試之樣品負責，同時此樣品僅保留90天。本報告未經本公司書面許可，不可部份複製。

This document is issued by the Company subject to its General Conditions of Service printed overleaf, available on request or accessible at <http://www.sgs.com.tw/Terms-and-Conditions> and for electronic format documents, subject to Terms and Conditions for Electronic Documents at <http://www.sgs.com.tw/Terms-and-Conditions>. Attention is drawn to the limitation of liability, indemnification and jurisdiction issues defined therein. Any holder of this document is advised that information contained hereon reflects the Company's findings at the time of its intervention only and within the limits of Client's instructions, if any. The Company's sole responsibility is to its Client and this document does not exonerate parties to a transaction from exercising all their rights and obligations under the transaction documents. This document cannot be reproduced except in full, without prior written approval of the Company. Any unauthorized alteration, forgery or falsification of the content or appearance of this document is unlawful and offenders may be prosecuted to the fullest extent of the law.

SGS Taiwan Ltd.

No.134,Wu Kung Road, New Taipei Industrial Park, Wuku District, New Taipei City, Taiwan/新北市五股區新北產業園區五工路 134 號

台灣檢驗科技股份有限公司

t (886-2) 2299-3279

f (886-2) 2298-0488

www.sgs.com.tw

Member of SGS Group

6 MAXIMUM OUTPUT POWER

6.1 WLAN

Main						
Band	Mode	Channel	Frequency (MHz)	Data Rate	Max. Rated Avg. Power + Max. Tolerance (dBm)	Average power (dBm)
2.45GHz	802.11b	1	2412	1Mbps	18.50	18.44
		6	2437		18.50	18.49
		11	2462		18.50	18.42
	802.11g	1	2412	6Mbps	18.50	18.27
		6	2437		18.50	18.30
		11	2462		18.50	18.25
	802.11n20-HT0	1	2412	MCS0	18.50	18.32
		6	2437		18.50	18.39
		11	2462		18.50	18.37
	802.11ax20-HE0	1	2412	MCS0	18.50	18.35
		6	2437		18.50	18.32
		11	2462		18.50	18.31
	802.11n40-HT0	3	2422	MCS0	16.00	15.90
		6	2437		18.50	18.44
		9	2452		16.00	15.85
	802.11ax40-HE0	3	2422	MCS0	16.00	15.84
		6	2437		18.50	18.34
		9	2452		16.00	15.83

Unless otherwise stated the results shown in this test report refer only to the sample(s) tested and such sample(s) are retained for 90 days only.

除非另有說明，此報告結果僅對測試之樣品負責，同時此樣品僅保留90天。本報告未經本公司書面許可，不可部份複製。

This document is issued by the Company subject to its General Conditions of Service printed overleaf, available on request or accessible at <http://www.sgs.com.tw/Terms-and-Conditions> and for electronic format documents, subject to Terms and Conditions for Electronic Documents at <http://www.sgs.com.tw/Terms-and-Conditions>. Attention is drawn to the limitation of liability, indemnification and jurisdiction issues defined therein. Any holder of this document is advised that information contained hereon reflects the Company's findings at the time of its intervention only and within the limits of Client's instructions, if any. The Company's sole responsibility is to its Client and this document does not exonerate parties to a transaction from exercising all their rights and obligations under the transaction documents. This document cannot be reproduced except in full, without prior written approval of the Company. Any unauthorized alteration, forgery or falsification of the content or appearance of this document is unlawful and offenders may be prosecuted to the fullest extent of the law.

SGS Taiwan Ltd.

No.134,Wu Kung Road, New Taipei Industrial Park, Wuku District, New Taipei City, Taiwan/新北市五股區新北產業園區五工路 134 號

台灣檢驗科技股份有限公司

t (886-2) 2299-3279

f (886-2) 2298-0488

www.sgs.com.tw

Member of SGS Group

Main						
Band	Mode	Channel	Frequency (MHz)	Data Rate	Max. Rated Avg. Power + Max. Tolerance (dBm)	Average power (dBm)
5.15-5.25 GHz	802.11a	36	5180	6Mbps	18.00	17.91
		40	5200		18.00	17.86
		44	5220		18.00	17.84
		48	5240		18.00	17.93
	802.11n20-HT0	36	5180	MCS0	18.00	17.76
		40	5200		18.00	17.80
		44	5220		18.00	17.82
		48	5240		18.00	17.90
	802.11ax20-HE0	36	5180	MCS0	18.00	17.91
		40	5200		18.00	17.91
		44	5220		18.00	17.87
		48	5240		18.00	17.93
	802.11n40-HT0	38	5190	MCS0	18.00	17.85
		46	5230		18.00	17.78
	802.11ax40-HE0	38	5190	MCS0	18.00	17.86
		46	5230		18.00	17.87
	802.11ac80-VHT0	42	5210	MCS0	18.00	17.98
	802.11ax80-HE0	42	5210	MCS0	18.00	17.83
	802.11ac160-VHT0	50	5250	MCS0	15.00	14.81
	802.11ax160-HE0	50	5250	MCS0	15.00	14.84

Unless otherwise stated the results shown in this test report refer only to the sample(s) tested and such sample(s) are retained for 90 days only.

除非另有說明，此報告結果僅對測試之樣品負責，同時此樣品僅保留90天。本報告未經本公司書面許可，不可部份複製。

This document is issued by the Company subject to its General Conditions of Service printed overleaf, available on request or accessible at <http://www.sgs.com.tw/Terms-and-Conditions> and for electronic format documents, subject to Terms and Conditions for Electronic Documents at <http://www.sgs.com.tw/Terms-and-Conditions>. Attention is drawn to the limitation of liability, indemnification and jurisdiction issues defined therein. Any holder of this document is advised that information contained hereon reflects the Company's findings at the time of its intervention only and within the limits of Client's instructions, if any. The Company's sole responsibility is to its Client and this document does not exonerate parties to a transaction from exercising all their rights and obligations under the transaction documents. This document cannot be reproduced except in full, without prior written approval of the Company. Any unauthorized alteration, forgery or falsification of the content or appearance of this document is unlawful and offenders may be prosecuted to the fullest extent of the law.

SGS Taiwan Ltd.

No.134,Wu Kung Road, New Taipei Industrial Park, Wuku District, New Taipei City, Taiwan/新北市五股區新北產業園區五工路 134 號

台灣檢驗科技股份有限公司

t (886-2) 2299-3279

f (886-2) 2298-0488

www.sgs.com.tw

Member of SGS Group

Main						
Band	Mode	Channel	Frequency (MHz)	Data Rate	Max. Rated Avg. Power + Max. Tolerance (dBm)	Average power (dBm)
5.25-5.35 GHz	802.11a	52	5260	6Mbps	17.50	17.41
		56	5280		17.50	17.45
		60	5300		17.50	17.34
		64	5320		17.50	17.36
	802.11n20-HT0	52	5260	MCS0	17.50	17.33
		56	5280		17.50	17.39
		60	5300		17.50	17.42
		64	5320		17.50	17.44
	802.11ax20-HE0	52	5260	MCS0	17.50	17.39
		56	5280		17.50	17.36
		60	5300		17.50	17.38
		64	5320		17.50	17.32
	802.11n40-HT0	54	5270	MCS0	17.50	17.46
		62	5310		17.50	17.28
	802.11ax40-HE0	54	5270	MCS0	17.50	17.41
		62	5310		17.50	17.29
	802.11ac80-VHT0	58	5290	MCS0	17.50	17.49
	802.11ax80-HE0	58	5290	MCS0	17.50	17.34

Unless otherwise stated the results shown in this test report refer only to the sample(s) tested and such sample(s) are retained for 90 days only.

除非另有說明，此報告結果僅對測試之樣品負責，同時此樣品僅保留90天。本報告未經本公司書面許可，不可部份複製。

This document is issued by the Company subject to its General Conditions of Service printed overleaf, available on request or accessible at <http://www.sgs.com.tw/Terms-and-Conditions> and for electronic format documents, subject to Terms and Conditions for Electronic Documents at <http://www.sgs.com.tw/Terms-and-Conditions>. Attention is drawn to the limitation of liability, indemnification and jurisdiction issues defined therein. Any holder of this document is advised that information contained hereon reflects the Company's findings at the time of its intervention only and within the limits of Client's instructions, if any. The Company's sole responsibility is to its Client and this document does not exonerate parties to a transaction from exercising all their rights and obligations under the transaction documents. This document cannot be reproduced except in full, without prior written approval of the Company. Any unauthorized alteration, forgery or falsification of the content or appearance of this document is unlawful and offenders may be prosecuted to the fullest extent of the law.

Main						
Band	Mode	Channel	Frequency (MHz)	Data Rate	Max. Rated Avg. Power + Max. Tolerance (dBm)	Average power (dBm)
5.6GHz	802.11a	100	5500	6Mbps	16.00	15.93
		120	5600		16.00	15.87
		140	5700		16.00	15.94
		144	5720		16.00	15.88
	802.11n20-HT0	100	5500	MCS0	16.00	15.84
		120	5600		16.00	15.78
		140	5700		16.00	15.95
		144	5720		16.00	15.83
	802.11ax20-HE0	100	5500	MCS0	16.00	15.91
		120	5600		16.00	15.95
		140	5700		16.00	15.92
		144	5720		16.00	15.92
	802.11n40-HT0	102	5510	MCS0	16.00	15.86
		118	5590		16.00	15.82
		134	5670		16.00	15.80
		142	5710		16.00	15.87
	802.11ax40-HE0	102	5510	MCS0	16.00	15.91
		118	5590		16.00	15.84
		134	5670		16.00	15.88
		142	5710		16.00	15.81
	802.11ac80-VHT0	106	5530	MCS0	16.00	15.99
		122	5610		16.00	15.84
		138	5690		16.00	15.94
	802.11ax80-HE0	106	5530	MCS0	16.00	15.79
		122	5610		16.00	15.91
		138	5690		16.00	15.95
	802.11ac160-VHT0	114	5570	MCS0	16.00	15.98
	802.11ax160-HE0	114	5570	MCS0	16.00	15.84

Unless otherwise stated the results shown in this test report refer only to the sample(s) tested and such sample(s) are retained for 90 days only.

除非另有說明，此報告結果僅對測試之樣品負責，同時此樣品僅保留90天。本報告未經本公司書面許可，不可部份複製。

This document is issued by the Company subject to its General Conditions of Service printed overleaf, available on request or accessible at <http://www.sgs.com.tw/Terms-and-Conditions> and for electronic format documents, subject to Terms and Conditions for Electronic Documents at <http://www.sgs.com.tw/Terms-and-Conditions>. Attention is drawn to the limitation of liability, indemnification and jurisdiction issues defined therein. Any holder of this document is advised that information contained hereon reflects the Company's findings at the time of its intervention only and within the limits of Client's instructions, if any. The Company's sole responsibility is to its Client and this document does not exonerate parties to a transaction from exercising all their rights and obligations under the transaction documents. This document cannot be reproduced except in full, without prior written approval of the Company. Any unauthorized alteration, forgery or falsification of the content or appearance of this document is unlawful and offenders may be prosecuted to the fullest extent of the law.

SGS Taiwan Ltd.

No.134,Wu Kung Road, New Taipei Industrial Park, Wuku District, New Taipei City, Taiwan/新北市五股區新北產業園區五工路 134 號

台灣檢驗科技股份有限公司

t (886-2) 2299-3279

f (886-2) 2298-0488

www.sgs.com.tw

Member of SGS Group

Main						
Mode	Mode	Channel	Frequency (MHz)	Data Rate	Max. Rated Avg. Power + Max. Tolerance (dBm)	Average power (dBm)
5.8GHz	802.11a	149	5745	6Mbps	16.00	15.90
		157	5785		16.00	15.85
		165	5825		16.00	15.77
	802.11n20-HT0	149	5745	MCS0	16.00	15.92
		157	5785		16.00	15.82
		165	5825		16.00	15.79
	802.11ax20-HE0	149	5745	MCS0	16.00	15.95
		157	5785		16.00	15.81
		165	5825		16.00	15.92
	802.11n40-HT0	151	5755	MCS0	16.00	15.88
		159	5795		16.00	15.86
	802.11ax40-HE0	151	5755	MCS0	16.00	15.95
		159	5795		16.00	15.91
	802.11ac80-VHT0	155	5775	MCS0	16.00	15.98
	802.11ax80-HE0	155	5775	MCS0	16.00	15.90

Unless otherwise stated the results shown in this test report refer only to the sample(s) tested and such sample(s) are retained for 90 days only.

除非另有說明，此報告結果僅對測試之樣品負責，同時此樣品僅保留90天。本報告未經本公司書面許可，不可部份複製。

This document is issued by the Company subject to its General Conditions of Service printed overleaf, available on request or accessible at <http://www.sgs.com.tw/Terms-and-Conditions> and for electronic format documents, subject to Terms and Conditions for Electronic Documents at <http://www.sgs.com.tw/Terms-and-Conditions>. Attention is drawn to the limitation of liability, indemnification and jurisdiction issues defined therein. Any holder of this document is advised that information contained hereon reflects the Company's findings at the time of its intervention only and within the limits of Client's instructions, if any. The Company's sole responsibility is to its Client and this document does not exonerate parties to a transaction from exercising all their rights and obligations under the transaction documents. This document cannot be reproduced except in full, without prior written approval of the Company. Any unauthorized alteration, forgery or falsification of the content or appearance of this document is unlawful and offenders may be prosecuted to the fullest extent of the law.

SGS Taiwan Ltd.

No.134,Wu Kung Road, New Taipei Industrial Park, Wuku District, New Taipei City, Taiwan/新北市五股區新北產業園區五工路 134 號

台灣檢驗科技股份有限公司

t (886-2) 2299-3279

f (886-2) 2298-0488

www.sgs.com.tw

Member of SGS Group

Main						
Mode	Mode	Channel	Frequency (MHz)	Data Rate	Max. Rated Avg. Power + Max. Tolerance (dBm)	Average power (dBm)
5.9GHz	802.11a	169	5845	6Mbps	15.00	14.83
		173	5865		15.00	14.82
		177	5885		15.00	14.78
	802.11n20-HT0	169	5845	MCS0	15.00	14.87
		173	5865		15.00	14.81
		177	5885		15.00	14.79
	802.11ax20-HE0	169	5845	MCS0	15.00	14.92
		173	5865		15.00	14.94
		177	5885		15.00	14.83
	802.11n40-HT0	167	5835	MCS0	15.00	14.90
		175	5875		15.00	14.82
	802.11ax40-HE0	167	5835	MCS0	15.00	14.95
		175	5875		15.00	14.79
	802.11ac80-VHT0	171	5855	MCS0	15.00	14.84
	802.11ax80-HE0	171	5855	MCS0	15.00	14.85
	802.11ac160-VHT0	163	5815	MCS0	15.00	14.97
	802.11ax160-HE0	163	5815	MCS0	15.00	14.83

Unless otherwise stated the results shown in this test report refer only to the sample(s) tested and such sample(s) are retained for 90 days only.

除非另有說明，此報告結果僅對測試之樣品負責，同時此樣品僅保留90天。本報告未經本公司書面許可，不可部份複製。

This document is issued by the Company subject to its General Conditions of Service printed overleaf, available on request or accessible at <http://www.sgs.com.tw/Terms-and-Conditions> and for electronic format documents, subject to Terms and Conditions for Electronic Documents at <http://www.sgs.com.tw/Terms-and-Conditions>. Attention is drawn to the limitation of liability, indemnification and jurisdiction issues defined therein. Any holder of this document is advised that information contained hereon reflects the Company's findings at the time of its intervention only and within the limits of Client's instructions, if any. The Company's sole responsibility is to its Client and this document does not exonerate parties to a transaction from exercising all their rights and obligations under the transaction documents. This document cannot be reproduced except in full, without prior written approval of the Company. Any unauthorized alteration, forgery or falsification of the content or appearance of this document is unlawful and offenders may be prosecuted to the fullest extent of the law.

Aux						
Band	Mode	Channel	Frequency (MHz)	Data Rate	Max. Rated Avg. Power + Max. Tolerance (dBm)	Average power (dBm)
2.45GHz	802.11b	1	2412	1Mbps	18.50	18.44
		6	2437		18.50	18.49
		11	2462		18.50	18.48
	802.11g	1	2412	6Mbps	18.50	18.35
		6	2437		18.50	18.36
		11	2462		18.50	18.25
	802.11n20-HT0	1	2412	MCS0	18.50	18.40
		6	2437		18.50	18.34
		11	2462		18.50	18.30
	802.11ax20-HE0	1	2412	MCS0	18.50	18.37
		6	2437		18.50	18.41
		11	2462		18.50	18.42
	802.11n40-HT0	3	2422	MCS0	16.25	16.20
		6	2437		18.50	18.45
		9	2452		17.50	17.40
	802.11ax40-HE0	3	2422	MCS0	16.25	16.01
		6	2437		18.50	18.39
		9	2452		17.50	17.35

Unless otherwise stated the results shown in this test report refer only to the sample(s) tested and such sample(s) are retained for 90 days only.

除非另有說明，此報告結果僅對測試之樣品負責，同時此樣品僅保留90天。本報告未經本公司書面許可，不可部份複製。

This document is issued by the Company subject to its General Conditions of Service printed overleaf, available on request or accessible at <http://www.sgs.com.tw/Terms-and-Conditions> and for electronic format documents, subject to Terms and Conditions for Electronic Documents at <http://www.sgs.com.tw/Terms-and-Conditions>. Attention is drawn to the limitation of liability, indemnification and jurisdiction issues defined therein. Any holder of this document is advised that information contained hereon reflects the Company's findings at the time of its intervention only and within the limits of Client's instructions, if any. The Company's sole responsibility is to its Client and this document does not exonerate parties to a transaction from exercising all their rights and obligations under the transaction documents. This document cannot be reproduced except in full, without prior written approval of the Company. Any unauthorized alteration, forgery or falsification of the content or appearance of this document is unlawful and offenders may be prosecuted to the fullest extent of the law.

SGS Taiwan Ltd.

No.134,Wu Kung Road, New Taipei Industrial Park, Wuku District, New Taipei City, Taiwan/新北市五股區新北產業園區五工路 134 號

台灣檢驗科技股份有限公司

t (886-2) 2299-3279

f (886-2) 2298-0488

www.sgs.com.tw

Member of SGS Group

Aux						
Band	Mode	Channel	Frequency (MHz)	Data Rate	Max. Rated Avg. Power + Max. Tolerance (dBm)	Average power (dBm)
5.15-5.25 GHz	802.11a	36	5180	6Mbps	18.00	17.87
		40	5200		18.00	17.75
		44	5220		18.00	17.86
		48	5240		18.00	17.90
	802.11n20-HT0	36	5180	MCS0	18.00	17.82
		40	5200		18.00	17.83
		44	5220		18.00	17.77
		48	5240		18.00	17.84
	802.11ax20-HE0	36	5180	MCS0	18.00	17.88
		40	5200		18.00	17.83
		44	5220		18.00	17.86
		48	5240		18.00	17.87
	802.11n40-HT0	38	5190	MCS0	18.00	17.89
		46	5230		18.00	17.88
	802.11ax40-HE0	38	5190	MCS0	18.00	17.92
		46	5230		18.00	17.80
	802.11ac80-VHT0	42	5210	MCS0	18.00	17.96
	802.11ax80-HE0	42	5210	MCS0	18.00	17.87
	802.11ac160-VHT0	50	5250	MCS0	14.50	14.30
	802.11ax160-HE0	50	5250	MCS0	14.50	14.28

Unless otherwise stated the results shown in this test report refer only to the sample(s) tested and such sample(s) are retained for 90 days only.

除非另有說明，此報告結果僅對測試之樣品負責，同時此樣品僅保留90天。本報告未經本公司書面許可，不可部份複製。

This document is issued by the Company subject to its General Conditions of Service printed overleaf, available on request or accessible at <http://www.sgs.com.tw/Terms-and-Conditions> and for electronic format documents, subject to Terms and Conditions for Electronic Documents at <http://www.sgs.com.tw/Terms-and-Conditions>. Attention is drawn to the limitation of liability, indemnification and jurisdiction issues defined therein. Any holder of this document is advised that information contained hereon reflects the Company's findings at the time of its intervention only and within the limits of Client's instructions, if any. The Company's sole responsibility is to its Client and this document does not exonerate parties to a transaction from exercising all their rights and obligations under the transaction documents. This document cannot be reproduced except in full, without prior written approval of the Company. Any unauthorized alteration, forgery or falsification of the content or appearance of this document is unlawful and offenders may be prosecuted to the fullest extent of the law.

SGS Taiwan Ltd.

No.134,Wu Kung Road, New Taipei Industrial Park, Wuku District, New Taipei City, Taiwan/新北市五股區新北產業園區五工路 134 號

台灣檢驗科技股份有限公司

t (886-2) 2299-3279

f (886-2) 2298-0488

www.sgs.com.tw

Member of SGS Group

Aux						
Band	Mode	Channel	Frequency (MHz)	Data Rate	Max. Rated Avg. Power + Max. Tolerance (dBm)	Average power (dBm)
5.25-5.35 GHz	802.11a	52	5260	6Mbps	17.50	17.38
		56	5280		17.50	17.33
		60	5300		17.50	17.36
		64	5320		17.50	17.37
	802.11n20-HT0	52	5260	MCS0	17.50	17.41
		56	5280		17.50	17.37
		60	5300		17.50	17.32
		64	5320		17.50	17.33
	802.11ax20-HE0	52	5260	MCS0	17.50	17.37
		56	5280		17.50	17.39
		60	5300		17.50	17.31
		64	5320		17.50	17.40
	802.11n40-HT0	54	5270	MCS0	17.50	17.45
		62	5310		17.50	17.30
	802.11ax40-HE0	54	5270	MCS0	17.50	17.45
		62	5310		17.50	17.36
	802.11ac80-VHT0	58	5290	MCS0	17.50	17.49
	802.11ax80-HE0	58	5290	MCS0	17.50	17.32

Unless otherwise stated the results shown in this test report refer only to the sample(s) tested and such sample(s) are retained for 90 days only.

除非另有說明，此報告結果僅對測試之樣品負責，同時此樣品僅保留90天。本報告未經本公司書面許可，不可部份複製。

This document is issued by the Company subject to its General Conditions of Service printed overleaf, available on request or accessible at <http://www.sgs.com.tw/Terms-and-Conditions> and for electronic format documents, subject to Terms and Conditions for Electronic Documents at <http://www.sgs.com.tw/Terms-and-Conditions>. Attention is drawn to the limitation of liability, indemnification and jurisdiction issues defined therein. Any holder of this document is advised that information contained hereon reflects the Company's findings at the time of its intervention only and within the limits of Client's instructions, if any. The Company's sole responsibility is to its Client and this document does not exonerate parties to a transaction from exercising all their rights and obligations under the transaction documents. This document cannot be reproduced except in full, without prior written approval of the Company. Any unauthorized alteration, forgery or falsification of the content or appearance of this document is unlawful and offenders may be prosecuted to the fullest extent of the law.

SGS Taiwan Ltd.

No.134,Wu Kung Road, New Taipei Industrial Park, Wuku District, New Taipei City, Taiwan/新北市五股區新北產業園區五工路 134 號

台灣檢驗科技股份有限公司

t (886-2) 2299-3279

f (886-2) 2298-0488

www.sgs.com.tw

Member of SGS Group

Aux						
Band	Mode	Channel	Frequency (MHz)	Data Rate	Max. Rated Avg. Power + Max. Tolerance (dBm)	Average power (dBm)
5.6GHz	802.11a	100	5500	6Mbps	16.00	15.79
		120	5600		16.00	15.89
		140	5700		16.00	15.95
		144	5720		16.00	15.89
	802.11n20-HT0	100	5500	MCS0	16.00	15.93
		120	5600		16.00	15.83
		140	5700		16.00	15.76
		144	5720		16.00	15.90
	802.11ax20-HE0	100	5500	MCS0	16.00	15.86
		120	5600		16.00	15.82
		140	5700		16.00	15.81
		144	5720		16.00	15.83
	802.11n40-HT0	102	5510	MCS0	16.00	15.88
		118	5590		16.00	15.94
		134	5670		16.00	15.82
		142	5710		16.00	15.81
	802.11ax40-HE0	102	5510	MCS0	16.00	15.86
		118	5590		16.00	15.88
		134	5670		16.00	15.84
		142	5710		16.00	15.88
	802.11ac80-VHT0	106	5530	MCS0	16.00	15.99
		122	5610		16.00	15.95
		138	5690		16.00	15.97
	802.11ax80-HE0	106	5530	MCS0	16.00	15.85
		122	5610		16.00	15.81
		138	5690		16.00	15.86
	802.11ac160-VHT0	114	5570	MCS0	16.00	15.98
	802.11ax160-HE0	114	5570	MCS0	16.00	15.87

Unless otherwise stated the results shown in this test report refer only to the sample(s) tested and such sample(s) are retained for 90 days only.

除非另有說明，此報告結果僅對測試之樣品負責，同時此樣品僅保留90天。本報告未經本公司書面許可，不可部份複製。

This document is issued by the Company subject to its General Conditions of Service printed overleaf, available on request or accessible at <http://www.sgs.com.tw/Terms-and-Conditions> and for electronic format documents, subject to Terms and Conditions for Electronic Documents at <http://www.sgs.com.tw/Terms-and-Conditions>. Attention is drawn to the limitation of liability, indemnification and jurisdiction issues defined therein. Any holder of this document is advised that information contained hereon reflects the Company's findings at the time of its intervention only and within the limits of Client's instructions, if any. The Company's sole responsibility is to its Client and this document does not exonerate parties to a transaction from exercising all their rights and obligations under the transaction documents. This document cannot be reproduced except in full, without prior written approval of the Company. Any unauthorized alteration, forgery or falsification of the content or appearance of this document is unlawful and offenders may be prosecuted to the fullest extent of the law.

SGS Taiwan Ltd.

No.134,Wu Kung Road, New Taipei Industrial Park, Wuku District, New Taipei City, Taiwan/新北市五股區新北產業園區五工路 134 號

台灣檢驗科技股份有限公司

t (886-2) 2299-3279

f (886-2) 2298-0488

www.sgs.com.tw

Member of SGS Group

Aux						
Mode	Mode	Channel	Frequency (MHz)	Data Rate	Max. Rated Avg. Power + Max. Tolerance (dBm)	Average power (dBm)
5.8GHz	802.11a	149	5745	6Mbps	16.00	15.87
		157	5785		16.00	15.84
		165	5825		16.00	15.78
	802.11n20-HT0	149	5745	MCS0	16.00	15.92
		157	5785		16.00	15.79
		165	5825		16.00	15.86
	802.11ax20-HE0	149	5745	MCS0	16.00	15.94
		157	5785		16.00	15.83
		165	5825		16.00	15.80
	802.11n40-HT0	151	5755	MCS0	16.00	15.81
		159	5795		16.00	15.91
	802.11ax40-HE0	151	5755	MCS0	16.00	15.90
		159	5795		16.00	15.84
	802.11ac80-VHT0	155	5775	MCS0	16.00	15.96
	802.11ax80-HE0	155	5775	MCS0	16.00	15.79

Unless otherwise stated the results shown in this test report refer only to the sample(s) tested and such sample(s) are retained for 90 days only.

除非另有說明，此報告結果僅對測試之樣品負責，同時此樣品僅保留90天。本報告未經本公司書面許可，不可部份複製。

This document is issued by the Company subject to its General Conditions of Service printed overleaf, available on request or accessible at <http://www.sgs.com.tw/Terms-and-Conditions> and for electronic format documents, subject to Terms and Conditions for Electronic Documents at <http://www.sgs.com.tw/Terms-and-Conditions>. Attention is drawn to the limitation of liability, indemnification and jurisdiction issues defined therein. Any holder of this document is advised that information contained hereon reflects the Company's findings at the time of its intervention only and within the limits of Client's instructions, if any. The Company's sole responsibility is to its Client and this document does not exonerate parties to a transaction from exercising all their rights and obligations under the transaction documents. This document cannot be reproduced except in full, without prior written approval of the Company. Any unauthorized alteration, forgery or falsification of the content or appearance of this document is unlawful and offenders may be prosecuted to the fullest extent of the law.

SGS Taiwan Ltd.

No.134,Wu Kung Road, New Taipei Industrial Park, Wuku District, New Taipei City, Taiwan/新北市五股區新北產業園區五工路 134 號

台灣檢驗科技股份有限公司

t (886-2) 2299-3279

f (886-2) 2298-0488

www.sgs.com.tw

Member of SGS Group

Aux						
Mode	Mode	Channel	Frequency (MHz)	Data Rate	Max. Rated Avg. Power + Max. Tolerance (dBm)	Average power (dBm)
5.9GHz	802.11a	169	5845	6Mbps	15.00	14.83
		173	5865		15.00	14.86
		177	5885		15.00	14.82
	802.11n20-HT0	169	5845	MCS0	15.00	14.94
		173	5865		15.00	14.90
		177	5885		15.00	14.81
	802.11ax20-HE0	169	5845	MCS0	15.00	14.84
		173	5865		15.00	14.88
		177	5885		15.00	14.85
	802.11n40-HT0	167	5835	MCS0	15.00	14.80
		175	5875		15.00	14.93
	802.11ax40-HE0	167	5835	MCS0	15.00	14.91
		175	5875		15.00	14.88
	802.11ac80-VHT0	171	5855	MCS0	15.00	14.83
	802.11ax80-HE0	171	5855	MCS0	15.00	14.84
	802.11ac160-VHT0	163	5815	MCS0	15.00	14.99
	802.11ax160-HE0	163	5815	MCS0	15.00	14.85

Unless otherwise stated the results shown in this test report refer only to the sample(s) tested and such sample(s) are retained for 90 days only.

除非另有說明，此報告結果僅對測試之樣品負責，同時此樣品僅保留90天。本報告未經本公司書面許可，不可部份複製。

This document is issued by the Company subject to its General Conditions of Service printed overleaf, available on request or accessible at <http://www.sgs.com.tw/Terms-and-Conditions> and for electronic format documents, subject to Terms and Conditions for Electronic Documents at <http://www.sgs.com.tw/Terms-and-Conditions>. Attention is drawn to the limitation of liability, indemnification and jurisdiction issues defined therein. Any holder of this document is advised that information contained hereon reflects the Company's findings at the time of its intervention only and within the limits of Client's instructions, if any. The Company's sole responsibility is to its Client and this document does not exonerate parties to a transaction from exercising all their rights and obligations under the transaction documents. This document cannot be reproduced except in full, without prior written approval of the Company. Any unauthorized alteration, forgery or falsification of the content or appearance of this document is unlawful and offenders may be prosecuted to the fullest extent of the law.

SGS Taiwan Ltd.

No.134,Wu Kung Road, New Taipei Industrial Park, Wuku District, New Taipei City, Taiwan/新北市五股區新北產業園區五工路 134 號

台灣檢驗科技股份有限公司

t (886-2) 2299-3279

f (886-2) 2298-0488

www.sgs.com.tw

Member of SGS Group

6.2 WIFI 6E

Main						
Band	Mode	Channel	Frequency (MHz)	Data Rate	Max. Rated Avg. Power + Max. Tolerance (dBm)	Average power (dBm)
U-NII-5 6.2GHz	802.11ax20-HE0	1	5955	MCS0	7.00	6.95
		45	6175		7.00	6.86
		93	6415		7.00	6.80
	802.11ax40-HE0	3	5965	MCS0	10.00	9.95
		43	6165		10.00	9.91
		91	6405		10.00	9.88
	802.11ax80-HE0	7	5985	MCS0	13.00	12.88
		39	6145		13.00	12.78
		87	6385		13.00	12.81
	802.11ax160-HE0	15	6025	MCS0	13.50	13.49
		47	6185		13.50	13.45
		79	6345		13.50	13.41
Main						
Band	Mode	Channel	Frequency (MHz)	Data Rate	Max. Rated Avg. Power + Max. Tolerance (dBm)	Average power (dBm)
U-NII-6 6.5GHz	802.11ax20-HE0	97	6435	MCS0	7.00	6.85
		105	6475		7.00	6.86
		113	6515		7.00	6.85
	802.11ax40-HE0	99	6445	MCS0	10.00	9.83
		107	6485		10.00	9.78
	802.11ax80-HE0	103	6465	MCS0	13.00	12.88
		119	6545		13.00	12.97
	802.11ax160-HE0	111	6505	MCS0	13.50	13.46

Unless otherwise stated the results shown in this test report refer only to the sample(s) tested and such sample(s) are retained for 90 days only.

除非另有說明，此報告結果僅對測試之樣品負責，同時此樣品僅保留90天。本報告未經本公司書面許可，不可部份複製。

This document is issued by the Company subject to its General Conditions of Service printed overleaf, available on request or accessible at <http://www.sgs.com.tw/Terms-and-Conditions> and for electronic format documents, subject to Terms and Conditions for Electronic Documents at <http://www.sgs.com.tw/Terms-and-Conditions>. Attention is drawn to the limitation of liability, indemnification and jurisdiction issues defined therein. Any holder of this document is advised that information contained hereon reflects the Company's findings at the time of its intervention only and within the limits of Client's instructions, if any. The Company's sole responsibility is to its Client and this document does not exonerate parties to a transaction from exercising all their rights and obligations under the transaction documents. This document cannot be reproduced except in full, without prior written approval of the Company. Any unauthorized alteration, forgery or falsification of the content or appearance of this document is unlawful and offenders may be prosecuted to the fullest extent of the law.

SGS Taiwan Ltd.

No.134,Wu Kung Road, New Taipei Industrial Park, Wuku District, New Taipei City, Taiwan/新北市五股區新北產業園區五工路 134 號

台灣檢驗科技股份有限公司

t (886-2) 2299-3279

f (886-2) 2298-0488

www.sgs.com.tw

Member of SGS Group

Main						
Band	Mode	Channel	Frequency (MHz)	Data Rate	Max. Rated Avg. Power + Max. Tolerance (dBm)	Average power (dBm)
U-NII-7 6.7GHz	802.11ax20-HE0	117	6535	MCS0	7.00	6.81
		149	6695		7.00	6.84
		181	6855		7.00	6.91
	802.11ax40-HE0	115	6525	MCS0	10.00	9.94
		147	6685		10.00	9.75
		179	6845		10.00	9.78
	802.11ax80-HE0	135	6625	MCS0	13.00	12.94
		151	6705		13.00	12.85
		167	6785		13.00	12.95
	802.11ax160-HE0	143	6665	MCS0	13.50	13.49
		175	6825		13.50	13.47
Main						
Mode	Mode	Channel	Frequency (MHz)	Data Rate	Max. Rated Avg. Power + Max. Tolerance (dBm)	Average power (dBm)
U-NII-8 7.0GHz	802.11ax20-HE0	185	6875	MCS0	7.00	6.81
		209	6995		7.00	6.87
		233	7115		7.00	6.88
	802.11ax40-HE0	187	6885	MCS0	10.00	9.86
		227	7085		10.00	9.85
	802.11ax80-HE0	183	6865	MCS0	13.00	12.92
		199	6945		13.00	12.88
		215	7025		13.00	12.82
	802.11ax160-HE0	207	6985	MCS0	13.50	13.45

Unless otherwise stated the results shown in this test report refer only to the sample(s) tested and such sample(s) are retained for 90 days only.

除非另有說明，此報告結果僅對測試之樣品負責，同時此樣品僅保留90天。本報告未經本公司書面許可，不可部份複製。

This document is issued by the Company subject to its General Conditions of Service printed overleaf, available on request or accessible at <http://www.sgs.com.tw/Terms-and-Conditions> and for electronic format documents, subject to Terms and Conditions for Electronic Documents at <http://www.sgs.com.tw/Terms-and-Conditions>. Attention is drawn to the limitation of liability, indemnification and jurisdiction issues defined therein. Any holder of this document is advised that information contained hereon reflects the Company's findings at the time of its intervention only and within the limits of Client's instructions, if any. The Company's sole responsibility is to its Client and this document does not exonerate parties to a transaction from exercising all their rights and obligations under the transaction documents. This document cannot be reproduced except in full, without prior written approval of the Company. Any unauthorized alteration, forgery or falsification of the content or appearance of this document is unlawful and offenders may be prosecuted to the fullest extent of the law.

SGS Taiwan Ltd.

No.134,Wu Kung Road, New Taipei Industrial Park, Wuku District, New Taipei City, Taiwan/新北市五股區新北產業園區五工路 134 號

台灣檢驗科技股份有限公司

t (886-2) 2299-3279

f (886-2) 2298-0488

www.sgs.com.tw

Member of SGS Group

Aux						
Band	Mode	Channel	Frequency (MHz)	Data Rate	Max. Rated Avg. Power + Max. Tolerance (dBm)	Average power (dBm)
U-NII-5 6.2GHz	802.11ax20-HE0	1	5955	MCS0	7.00	6.77
		45	6175		7.00	6.84
		93	6415		7.00	6.84
	802.11ax40-HE0	3	5965	MCS0	10.00	9.91
		43	6165		10.00	9.87
		91	6405		10.00	9.80
	802.11ax80-HE0	7	5985	MCS0	13.00	12.80
		39	6145		13.00	12.82
		87	6385		13.00	12.82
	802.11ax160-HE0	15	6025	MCS0	13.50	13.49
		47	6185		13.50	13.47
		79	6345		13.50	13.44
Aux						
Band	Mode	Channel	Frequency (MHz)	Data Rate	Max. Rated Avg. Power + Max. Tolerance (dBm)	Average power (dBm)
U-NII-6 6.5GHz	802.11ax20-HE0	97	6435	MCS0	7.00	6.88
		105	6475		7.00	6.86
		113	6515		7.00	6.83
	802.11ax40-HE0	99	6445	MCS0	10.00	9.95
		107	6485		10.00	9.84
	802.11ax80-HE0	103	6465	MCS0	13.00	12.84
		119	6545		13.00	12.80
	802.11ax160-HE0	111	6505	MCS0	13.50	13.44

Unless otherwise stated the results shown in this test report refer only to the sample(s) tested and such sample(s) are retained for 90 days only.

除非另有說明，此報告結果僅對測試之樣品負責，同時此樣品僅保留90天。本報告未經本公司書面許可，不可部份複製。

This document is issued by the Company subject to its General Conditions of Service printed overleaf, available on request or accessible at <http://www.sgs.com.tw/Terms-and-Conditions> and for electronic format documents, subject to Terms and Conditions for Electronic Documents at <http://www.sgs.com.tw/Terms-and-Conditions>. Attention is drawn to the limitation of liability, indemnification and jurisdiction issues defined therein. Any holder of this document is advised that information contained hereon reflects the Company's findings at the time of its intervention only and within the limits of Client's instructions, if any. The Company's sole responsibility is to its Client and this document does not exonerate parties to a transaction from exercising all their rights and obligations under the transaction documents. This document cannot be reproduced except in full, without prior written approval of the Company. Any unauthorized alteration, forgery or falsification of the content or appearance of this document is unlawful and offenders may be prosecuted to the fullest extent of the law.

SGS Taiwan Ltd.

No.134,Wu Kung Road, New Taipei Industrial Park, Wuku District, New Taipei City, Taiwan/新北市五股區新北產業園區五工路 134 號

台灣檢驗科技股份有限公司

t (886-2) 2299-3279

f (886-2) 2298-0488

www.sgs.com.tw

Member of SGS Group

Aux						
Band	Mode	Channel	Frequency (MHz)	Data Rate	Max. Rated Avg. Power + Max. Tolerance (dBm)	Average power (dBm)
U-NII-7 6.7GHz	802.11ax20-HE0	117	6535	MCS0	7.00	6.90
		149	6695		7.00	6.89
		181	6855		7.00	6.84
	802.11ax40-HE0	115	6525	MCS0	10.00	9.82
		147	6685		10.00	9.83
		179	6845		10.00	9.87
	802.11ax80-HE0	135	6625	MCS0	13.00	12.88
		151	6705		13.00	12.92
		167	6785		13.00	12.88
	802.11ax160-HE0	143	6665	MCS0	13.50	13.46
		175	6825		13.50	13.44
	Aux					
Mode	Mode	Channel	Frequency (MHz)	Data Rate	Max. Rated Avg. Power + Max. Tolerance (dBm)	Average power (dBm)
U-NII-8 7.0GHz	802.11ax20-HE0	185	6875	MCS0	7.00	6.83
		209	6995		7.00	6.84
		233	7115		7.00	6.93
	802.11ax40-HE0	187	6885	MCS0	10.00	9.86
		227	7085		10.00	9.81
	802.11ax80-HE0	183	6865	MCS0	13.00	12.82
		199	6945		13.00	12.93
		215	7025		13.00	12.90
	802.11ax160-HE0	207	6985	MCS0	13.50	13.49

Unless otherwise stated the results shown in this test report refer only to the sample(s) tested and such sample(s) are retained for 90 days only.

除非另有說明，此報告結果僅對測試之樣品負責，同時此樣品僅保留90天。本報告未經本公司書面許可，不可部份複製。

This document is issued by the Company subject to its General Conditions of Service printed overleaf, available on request or accessible at <http://www.sgs.com.tw/Terms-and-Conditions> and for electronic format documents, subject to Terms and Conditions for Electronic Documents at <http://www.sgs.com.tw/Terms-and-Conditions>. Attention is drawn to the limitation of liability, indemnification and jurisdiction issues defined therein. Any holder of this document is advised that information contained hereon reflects the Company's findings at the time of its intervention only and within the limits of Client's instructions, if any. The Company's sole responsibility is to its Client and this document does not exonerate parties to a transaction from exercising all their rights and obligations under the transaction documents. This document cannot be reproduced except in full, without prior written approval of the Company. Any unauthorized alteration, forgery or falsification of the content or appearance of this document is unlawful and offenders may be prosecuted to the fullest extent of the law.

SGS Taiwan Ltd.

No.134,Wu Kung Road, New Taipei Industrial Park, Wuku District, New Taipei City, Taiwan/新北市五股區新北產業園區五工路 134 號

台灣檢驗科技股份有限公司

t (886-2) 2299-3279

f (886-2) 2298-0488

www.sgs.com.tw

Member of SGS Group

6.3 Bluetooth

Mode	Channel	Frequency (MHz)	1Mbps		2Mbps		3Mbps	
			Max. Rated Avg. Power + Max. Tolerance (dBm)	Average power (dBm)	Max. Rated Avg. Power + Max. Tolerance (dBm)	Average power (dBm)	Max. Rated Avg. Power + Max. Tolerance (dBm)	Average power (dBm)
BR/EDR	CH 00	2402	10.50	8.53	9.50	7.50	9.50	7.50
	CH 39	2441		8.60		8.19		8.20
	CH 78	2480		9.04		8.34		8.33

6.4 BLE

Mode	Channel	Frequency (MHz)	GFSK	
			Max. Rated Avg. Power + Max. Tolerance (dBm)	Average Output Power (dBm)
BLE_1M	CH 00	2402	9	7.02
	CH 19	2440		7.58
	CH 39	2480		7.70
Mode	Channel	Frequency (MHz)	GFSK	
			Max. Rated Avg. Power + Max. Tolerance (dBm)	Average Output Power (dBm)
BLE_2M	CH 00	2402	9	7.00
	CH 19	2440		7.52
	CH 39	2480		7.67

Unless otherwise stated the results shown in this test report refer only to the sample(s) tested and such sample(s) are retained for 90 days only.

除非另有說明，此報告結果僅對測試之樣品負責，同時此樣品僅保留90天。本報告未經本公司書面許可，不可部份複製。

This document is issued by the Company subject to its General Conditions of Service printed overleaf, available on request or accessible at <http://www.sgs.com.tw/Terms-and-Conditions> and for electronic format documents, subject to Terms and Conditions for Electronic Documents at <http://www.sgs.com.tw/Terms-and-Conditions>. Attention is drawn to the limitation of liability, indemnification and jurisdiction issues defined therein. Any holder of this document is advised that information contained hereon reflects the Company's findings at the time of its intervention only and within the limits of Client's instructions, if any. The Company's sole responsibility is to its Client and this document does not exonerate parties to a transaction from exercising all their rights and obligations under the transaction documents. This document cannot be reproduced except in full, without prior written approval of the Company. Any unauthorized alteration, forgery or falsification of the content or appearance of this document is unlawful and offenders may be prosecuted to the fullest extent of the law.

SGS Taiwan Ltd.

No.134,Wu Kung Road, New Taipei Industrial Park, Wuku District, New Taipei City, Taiwan/新北市五股區新北產業園區五工路 134 號

台灣檢驗科技股份有限公司

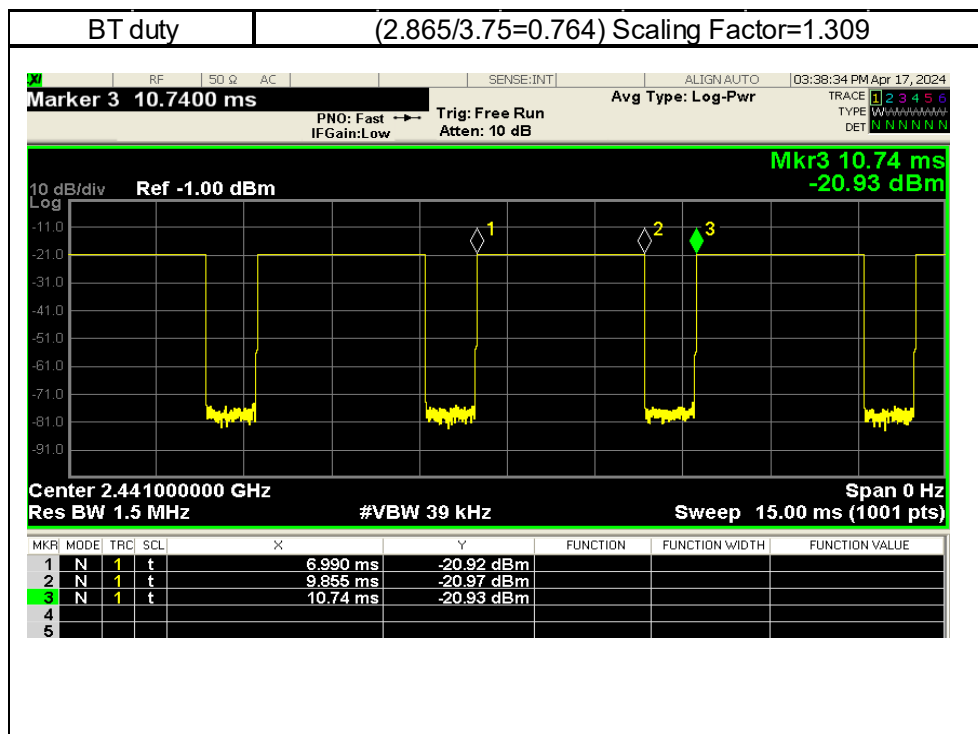
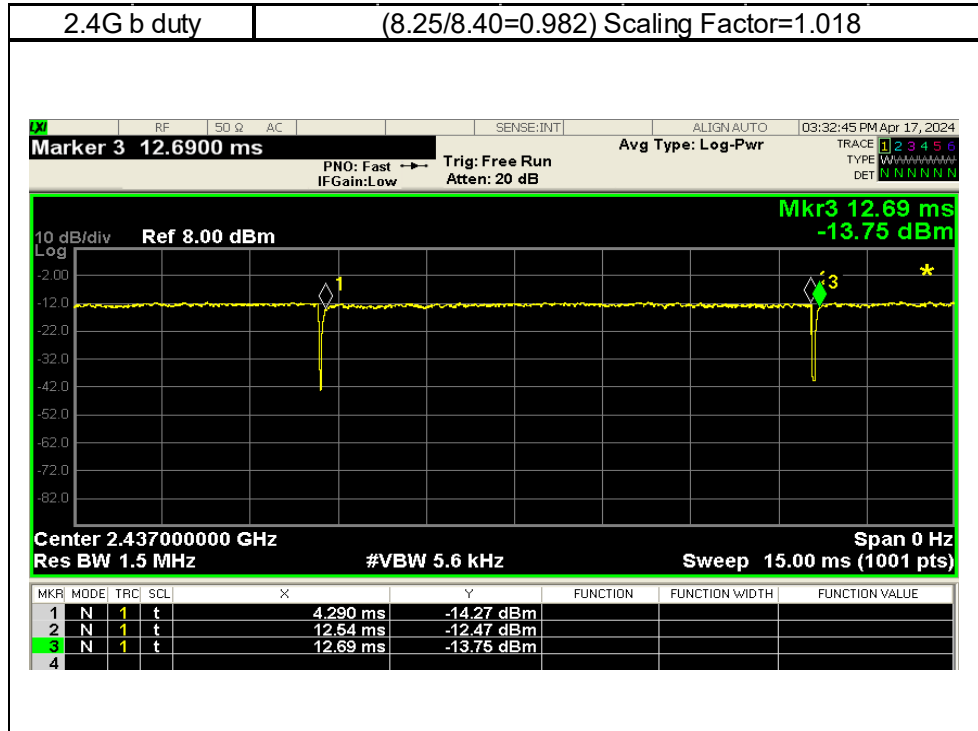
t (886-2) 2299-3279

f (886-2) 2298-0488

www.sgs.com.tw

Member of SGS Group

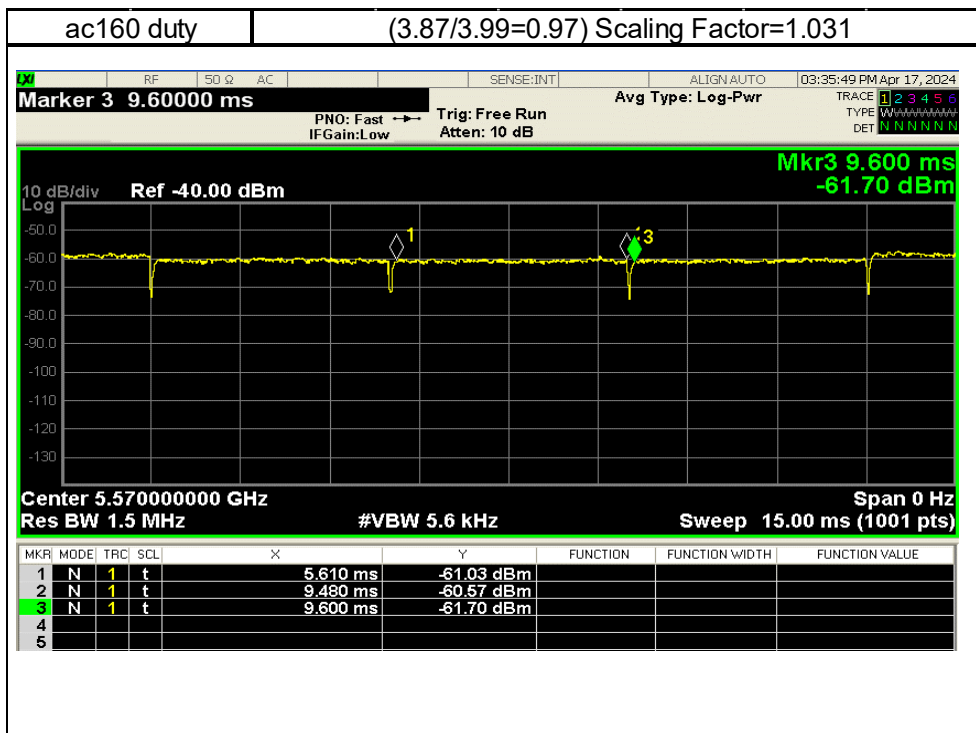
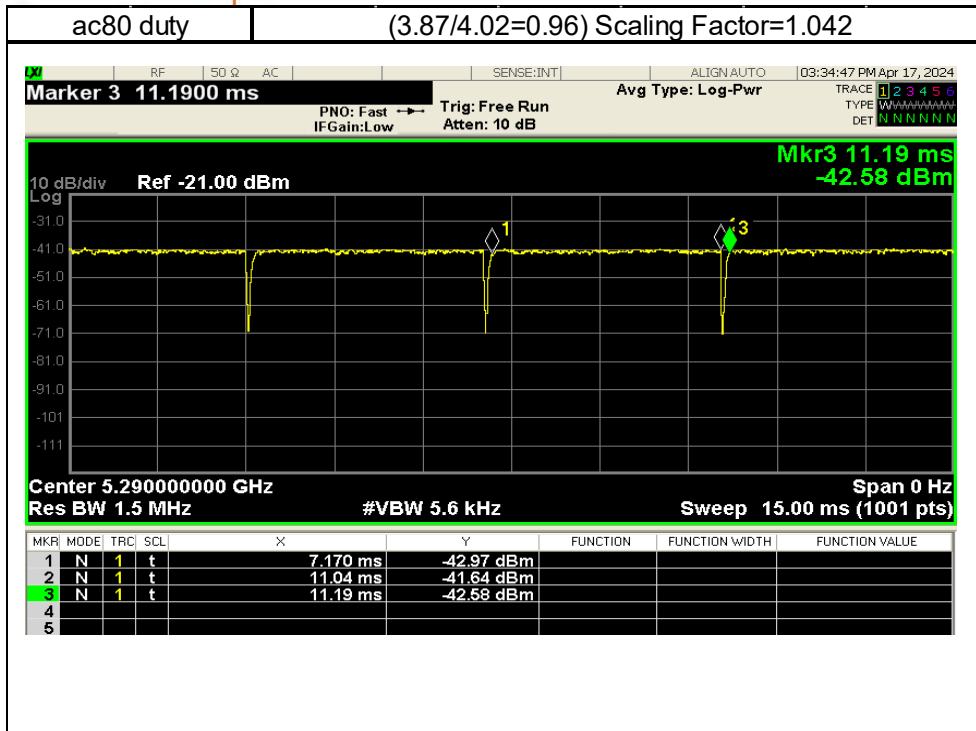
7 DUTY CYCLE



Unless otherwise stated the results shown in this test report refer only to the sample(s) tested and such sample(s) are retained for 90 days only.

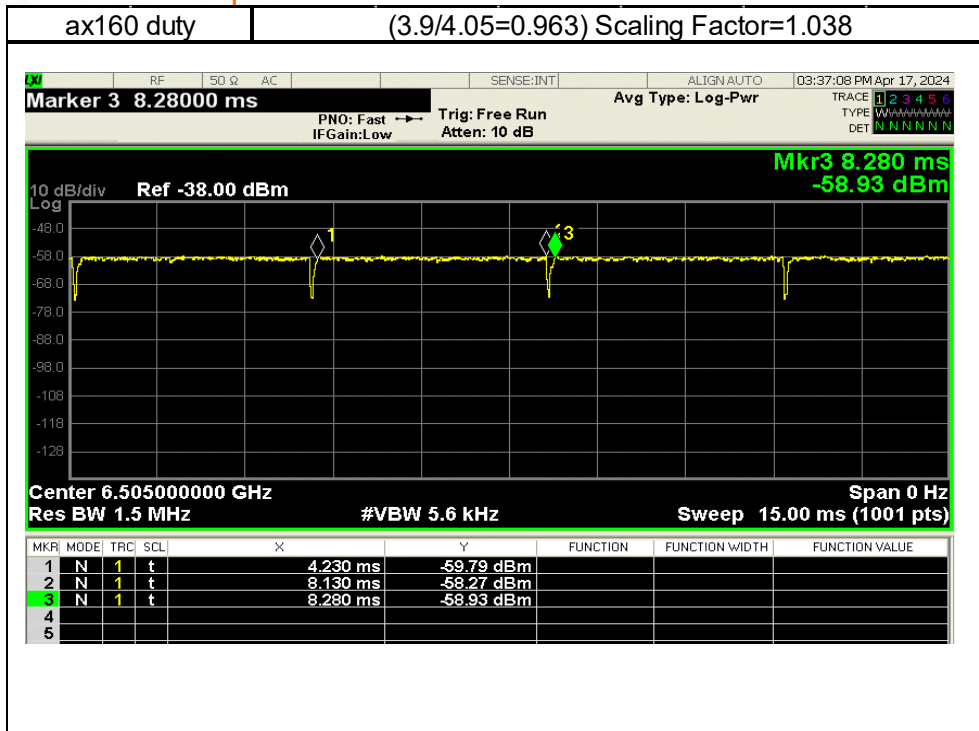
除非另有說明，此報告結果僅對測試之樣品負責，同時此樣品僅保留90天。本報告未經本公司書面許可，不可部份複製。

This document is issued by the Company subject to its General Conditions of Service printed overleaf, available on request or accessible at <http://www.sgs.com.tw/Terms-and-Conditions> and for electronic format documents, subject to Terms and Conditions for Electronic Documents at <http://www.sgs.com.tw/Terms-and-Conditions>. Attention is drawn to the limitation of liability, indemnification and jurisdiction issues defined therein. Any holder of this document is advised that information contained hereon reflects the Company's findings at the time of its intervention only and within the limits of Client's instructions, if any. The Company's sole responsibility is to its Client and this document does not exonerate parties to a transaction from exercising all their rights and obligations under the transaction documents. This document cannot be reproduced except in full, without prior written approval of the Company. Any unauthorized alteration, forgery or falsification of the content or appearance of this document is unlawful and offenders may be prosecuted to the fullest extent of the law.



Unless otherwise stated the results shown in this test report refer only to the sample(s) tested and such sample(s) are retained for 90 days only.
除非另有說明，此報告結果僅對測試之樣品負責，同時此樣品僅保留90天。本報告未經本公司書面許可，不可部份複製。

This document is issued by the Company subject to its General Conditions of Service printed overleaf, available on request or accessible at <http://www.sgs.com.tw/Terms-and-Conditions> and for electronic format documents, subject to Terms and Conditions for Electronic Documents at <http://www.sgs.com.tw/Terms-and-Conditions>. Attention is drawn to the limitation of liability, indemnification and jurisdiction issues defined therein. Any holder of this document is advised that information contained hereon reflects the Company's findings at the time of its intervention only and within the limits of Client's instructions, if any. The Company's sole responsibility is to its Client and this document does not exonerate parties to a transaction from exercising all their rights and obligations under the transaction documents. This document cannot be reproduced except in full, without prior written approval of the Company. Any unauthorized alteration, forgery or falsification of the content or appearance of this document is unlawful and offenders may be prosecuted to the fullest extent of the law.



Unless otherwise stated the results shown in this test report refer only to the sample(s) tested and such sample(s) are retained for 90 days only.
除非另有說明，此報告結果僅對測試之樣品負責，同時此樣品僅保留90天。本報告未經本公司書面許可，不可部份複製。

This document is issued by the Company subject to its General Conditions of Service printed overleaf, available on request or accessible at <http://www.sgs.com.tw/Terms-and-Conditions> and for electronic format documents, subject to Terms and Conditions for Electronic Documents at <http://www.sgs.com.tw/Terms-and-Conditions>. Attention is drawn to the limitation of liability, indemnification and jurisdiction issues defined therein. Any holder of this document is advised that information contained hereon reflects the Company's findings at the time of its intervention only and within the limits of Client's instructions, if any. The Company's sole responsibility is to its Client and this document does not exonerate parties to a transaction from exercising all their rights and obligations under the transaction documents. This document cannot be reproduced except in full, without prior written approval of the Company. Any unauthorized alteration, forgery or falsification of the content or appearance of this document is unlawful and offenders may be prosecuted to the fullest extent of the law.

8 SUMMARY OF RESULTS

8.1 Decision rules

Reported measurement data comply with Test Methodology in section 1.1.

Determining compliance shall be based on the results of the compliance measurement, not taking into account measurement instrumentation uncertainty.

8.2 Summary of SAR Results

WLAN

Notebook mode

Band	Antenna	Position	Distance (mm)	Channel	Freq. (MHz)	Max. Rated Avg. Power + Max. Tolerance (dBm)	Measured Avg. Power (dBm)	Duty cycle scaling	Power scaling	Averaged SAR over 1g (W/kg)		ID
										Measured	Reported	
WLAN 802.11b	Main	Bottom Surface	0	1	2412	18.50	18.44	1.02	101.39%	0.054	0.056	001
WLAN 802.11b	Main	Bottom Surface	0	6	2437	18.50	18.49	1.02	100.23%	0.040	0.041	-
WLAN 802.11b	Main	Bottom Surface	0	11	2462	18.50	18.42	1.02	101.86%	0.036	0.037	-
Band	Antenna	Position	Distance (mm)	Channel	Freq. (MHz)	Max. Rated Avg. Power + Max. Tolerance (dBm)	Measured Avg. Power (dBm)	Duty cycle scaling	Power scaling	Averaged SAR over 1g (W/kg)		ID
										Measured	Reported	
WLAN 802.11ac(80M) 5.2G	Main	Bottom Surface	0	42	5210	18.00	17.98	1.00	100.46%	0.056	0.056	002
WLAN 802.11ac(80M) 5.2G	Main	Bottom Surface*	0	42	5210	18.00	17.98	1.00	100.46%	0.042	0.042	-
Band	Antenna	Position	Distance (mm)	Channel	Freq. (MHz)	Max. Rated Avg. Power + Max. Tolerance (dBm)	Measured Avg. Power (dBm)	Duty cycle scaling	Power scaling	Averaged SAR over 1g (W/kg)		ID
										Measured	Reported	
WLAN 802.11ac(80M) 5.3G	Main	Bottom Surface	0	58	5290	17.50	17.49	1.00	100.23%	0.059	0.059	003
Band	Antenna	Position	Distance (mm)	Channel	Freq. (MHz)	Max. Rated Avg. Power + Max. Tolerance (dBm)	Measured Avg. Power (dBm)	Duty cycle scaling	Power scaling	Averaged SAR over 1g (W/kg)		ID
										Measured	Reported	
WLAN 802.11ac(160M) 5.6G	Main	Bottom Surface	0	114	5570	16.00	15.98	1.00	100.46%	0.071	0.071	004
Band	Antenna	Position	Distance (mm)	Channel	Freq. (MHz)	Max. Rated Avg. Power + Max. Tolerance (dBm)	Measured Avg. Power (dBm)	Duty cycle scaling	Power scaling	Averaged SAR over 1g (W/kg)		ID
										Measured	Reported	
WLAN 802.11ac(80M) 5.8G	Main	Bottom Surface	0	155	5775	16.00	15.98	1.00	100.46%	0.071	0.071	005
Band	Antenna	Position	Distance (mm)	Channel	Freq. (MHz)	Max. Rated Avg. Power + Max. Tolerance (dBm)	Measured Avg. Power (dBm)	Duty cycle scaling	Power scaling	Averaged SAR over 1g (W/kg)		ID
										Measured	Reported	
WLAN 802.11ac(160M) 5.9G	Main	Bottom Surface	0	163	5815	15.00	14.97	1.00	100.69%	0.017	0.017	006
Band	Antenna	Position	Distance (mm)	Channel	Freq. (MHz)	Max. Rated Avg. Power + Max. Tolerance (dBm)	Measured Avg. Power (dBm)	Duty cycle scaling	Power scaling	Averaged SAR over 1g (W/kg)		ID
										Measured	Reported	
WLAN 802.11b	Aux	Bottom Surface	0	1	2412	18.50	18.44	1.02	101.39%	0.008	0.008	-
WLAN 802.11b	Aux	Bottom Surface	0	6	2437	18.50	18.49	1.02	100.23%	0.012	0.012	-
WLAN 802.11b	Aux	Bottom Surface	0	11	2462	18.50	18.48	1.02	100.46%	0.017	0.017	007
Band	Antenna	Position	Distance (mm)	Channel	Freq. (MHz)	Max. Rated Avg. Power + Max. Tolerance (dBm)	Measured Avg. Power (dBm)	Duty cycle scaling	Power scaling	Averaged SAR over 1g (W/kg)		ID
										Measured	Reported	
Bluetooth(GFSK)	Aux	Bottom Surface	0	00	2402	10.50	8.53	1.31	157.40%	0.004	0.008	-
Bluetooth(GFSK)	Aux	Bottom Surface	0	39	2441	10.50	8.60	1.31	154.88%	0.009	0.018	-
Bluetooth(GFSK)	Aux	Bottom Surface	0	78	2480	10.50	9.04	1.31	139.96%	0.011	0.020	008
Band	Antenna	Position	Distance (mm)	Channel	Freq. (MHz)	Max. Rated Avg. Power + Max. Tolerance (dBm)	Measured Avg. Power (dBm)	Duty cycle scaling	Power scaling	Averaged SAR over 1g (W/kg)		ID
										Measured	Reported	
WLAN 802.11ac(80M) 5.2G	Aux	Bottom Surface	0	42	5210	18.00	17.96	1.00	100.93%	0.024	0.024	009
Band	Antenna	Position	Distance (mm)	Channel	Freq. (MHz)	Max. Rated Avg. Power + Max. Tolerance (dBm)	Measured Avg. Power (dBm)	Duty cycle scaling	Power scaling	Averaged SAR over 1g (W/kg)		ID
										Measured	Reported	
WLAN 802.11ac(80M) 5.3G	Aux	Bottom Surface	0	58	5290	17.50	17.49	1.00	100.23%	0.025	0.025	010
Band	Antenna	Position	Distance (mm)	Channel	Freq. (MHz)	Max. Rated Avg. Power + Max. Tolerance (dBm)	Measured Avg. Power (dBm)	Duty cycle scaling	Power scaling	Averaged SAR over 1g (W/kg)		ID
										Measured	Reported	
WLAN 802.11ac(160M) 5.6G	Aux	Bottom Surface	0	114	5570	16.00	15.98	1.00	100.46%	0.034	0.034	011
Band	Antenna	Position	Distance (mm)	Channel	Freq. (MHz)	Max. Rated Avg. Power + Max. Tolerance (dBm)	Measured Avg. Power (dBm)	Duty cycle scaling	Power scaling	Averaged SAR over 1g (W/kg)		ID
										Measured	Reported	
WLAN 802.11ac(80M) 5.8G	Aux	Bottom Surface	0	155	5775	16.00	15.96	1.00	100.93%	0.031	0.031	012
Band	Antenna	Position	Distance (mm)	Channel	Freq. (MHz)	Max. Rated Avg. Power + Max. Tolerance (dBm)	Measured Avg. Power (dBm)	Duty cycle scaling	Power scaling	Averaged SAR over 1g (W/kg)		ID
										Measured	Reported	
WLAN 802.11ac(160M) 5.9G	Aux	Bottom Surface	0	163	5815	15.00	14.99	1.00	100.23%	0.033	0.033	013

* - repeated at the highest SAR measurement according to the KDB 865664 D01

Unless otherwise stated the results shown in this test report refer only to the sample(s) tested and such sample(s) are retained for 90 days only.

除非另有說明，此報告結果僅對測試之樣品負責，同時此樣品僅保留90天。本報告未經本公司書面許可，不可部份複製。

This document is issued by the Company subject to its General Conditions of Service printed overleaf, available on request or accessible at <http://www.sgs.com.tw/Terms-and-Conditions> and for electronic format documents, subject to Terms and Conditions for Electronic Documents at <http://www.sgs.com.tw/Terms-and-Conditions>. Attention is drawn to the limitation of liability, indemnification and jurisdiction issues defined therein. Any holder of this document is advised that information contained hereon reflects the Company's findings at the time of its intervention only and within the limits of Client's instructions, if any. The Company's sole responsibility is to its Client and this document does not exonerate parties to a transaction from exercising all their rights and obligations under the transaction documents. This document cannot be reproduced except in full, without prior written approval of the Company. Any unauthorized alteration, forgery or falsification of the content or appearance of this document is unlawful and offenders may be prosecuted to the fullest extent of the law.

Tablet mode

Band	Antenna	Position	Distance (mm)	Channel	Freq. (MHz)	Max. Rated Avg. Power + Max. Tolerance (dBm)	Measured Avg. Power (dBm)	Duty cycle scaling	Power scaling	Averaged SAR over 1g (W/kg)		ID
										Measured	Reported	
WLAN 802.11b	Main	Back Surface	0	6	2437	18.50	18.49	1.02	100.23%	0.218	0.222	-
WLAN 802.11b	Main	Top Edge	0	1	2412	18.50	18.44	1.02	101.39%	0.324	0.334	-
WLAN 802.11b	Main	Top Edge	0	6	2437	18.50	18.49	1.02	100.23%	0.332	0.339	-
WLAN 802.11b	Main	Top Edge	0	11	2462	18.50	18.42	1.02	101.86%	0.375	0.389	014
WLAN 802.11b	Main	Bottom Edge	0	6	2437	18.50	18.49	1.02	100.23%	0.012	0.012	-
WLAN 802.11b	Main	Right Edge	0	6	2437	18.50	18.49	1.02	100.23%	0.083	0.085	-
WLAN 802.11b	Main	Left Edge	0	6	2437	18.50	18.49	1.02	100.23%	0.004	0.004	-
Band	Antenna	Position	Distance (mm)	Channel	Freq. (MHz)	Max. Rated Avg. Power + Max. Tolerance (dBm)	Measured Avg. Power (dBm)	Duty cycle scaling	Power scaling	Averaged SAR over 1g (W/kg)		ID
										Measured	Reported	
WLAN 802.11ac(80M) 5.2G	Main	Back Surface	0	42	5210	18.00	17.98	1.00	100.46%	0.335	0.337	-
WLAN 802.11ac(80M) 5.2G	Main	Top Edge	0	42	5210	18.00	17.98	1.00	100.46%	0.866	0.870	015
WLAN 802.11ac(80M) 5.2G	Main	Bottom Edge	0	42	5210	18.00	17.98	1.00	100.46%	0.032	0.032	-
WLAN 802.11ac(80M) 5.2G	Main	Right Edge	0	42	5210	18.00	17.98	1.00	100.46%	0.102	0.102	-
WLAN 802.11ac(80M) 5.2G	Main	Left Edge	0	42	5210	18.00	17.98	1.00	100.46%	0.006	0.006	-
WLAN 802.11ac(80M) 5.2G	Main	Top Edge*	0	42	5210	18.00	17.98	1.00	100.46%	0.859	0.863	-
Band	Antenna	Position	Distance (mm)	Channel	Freq. (MHz)	Max. Rated Avg. Power + Max. Tolerance (dBm)	Measured Avg. Power (dBm)	Duty cycle scaling	Power scaling	Averaged SAR over 1g (W/kg)		ID
										Measured	Reported	
WLAN 802.11ac(80M) 5.3G	Main	Back Surface	0	58	5290	17.50	17.49	1.00	100.23%	0.427	0.428	-
WLAN 802.11ac(80M) 5.3G	Main	Top Edge	0	58	5290	17.50	17.49	1.00	100.23%	0.977	0.979	016
WLAN 802.11ac(80M) 5.3G	Main	Bottom Edge	0	58	5290	17.50	17.49	1.00	100.23%	0.036	0.036	-
WLAN 802.11ac(80M) 5.3G	Main	Right Edge	0	58	5290	17.50	17.49	1.00	100.23%	0.106	0.106	-
WLAN 802.11ac(80M) 5.3G	Main	Left Edge	0	58	5290	17.50	17.49	1.00	100.23%	0.005	0.005	-
WLAN 802.11ac(80M) 5.3G	Main	Top Edge*	0	58	5290	17.50	17.49	1.00	100.23%	0.968	0.970	-
Band	Antenna	Position	Distance (mm)	Channel	Freq. (MHz)	Max. Rated Avg. Power + Max. Tolerance (dBm)	Measured Avg. Power (dBm)	Duty cycle scaling	Power scaling	Averaged SAR over 1g (W/kg)		ID
										Measured	Reported	
WLAN 802.11ac(160M) 5.6G	Main	Back Surface	0	114	5570	16.00	15.98	1.00	100.46%	0.453	0.455	-
WLAN 802.11ac(160M) 5.6G	Main	Top Edge	0	114	5570	16.00	15.98	1.00	100.46%	0.813	0.817	017
WLAN 802.11ac(160M) 5.6G	Main	Bottom Edge	0	114	5570	16.00	15.98	1.00	100.46%	0.024	0.024	-
WLAN 802.11ac(160M) 5.6G	Main	Right Edge	0	114	5570	16.00	15.98	1.00	100.46%	0.085	0.085	-
WLAN 802.11ac(160M) 5.6G	Main	Left Edge	0	114	5570	16.00	15.98	1.00	100.46%	0.002	0.002	-
WLAN 802.11ac(160M) 5.6G	Main	Top Edge*	0	114	5570	16.00	15.98	1.00	100.46%	0.810	0.814	-
Band	Antenna	Position	Distance (mm)	Channel	Freq. (MHz)	Max. Rated Avg. Power + Max. Tolerance (dBm)	Measured Avg. Power (dBm)	Duty cycle scaling	Power scaling	Averaged SAR over 1g (W/kg)		ID
										Measured	Reported	
WLAN 802.11ac(80M) 5.8G	Main	Back Surface	0	155	5775	16.00	15.98	1.00	100.46%	0.482	0.484	-
WLAN 802.11ac(80M) 5.8G	Main	Top Edge	0	155	5775	16.00	15.98	1.00	100.46%	0.778	0.782	018
WLAN 802.11ac(80M) 5.8G	Main	Bottom Edge	0	155	5775	16.00	15.98	1.00	100.46%	0.031	0.031	-
WLAN 802.11ac(80M) 5.8G	Main	Right Edge	0	155	5775	16.00	15.98	1.00	100.46%	0.077	0.077	-
WLAN 802.11ac(80M) 5.8G	Main	Left Edge	0	155	5775	16.00	15.98	1.00	100.46%	0.006	0.006	-
Band	Antenna	Position	Distance (mm)	Channel	Freq. (MHz)	Max. Rated Avg. Power + Max. Tolerance (dBm)	Measured Avg. Power (dBm)	Duty cycle scaling	Power scaling	Averaged SAR over 1g (W/kg)		ID
										Measured	Reported	
WLAN 802.11ac(160M) 5.9G	Main	Back Surface	0	163	5815	15.00	14.97	1.00	100.69%	0.388	0.391	-
WLAN 802.11ac(160M) 5.9G	Main	Top Edge	0	163	5815	15.00	14.97	1.00	100.69%	0.536	0.540	019
WLAN 802.11ac(160M) 5.9G	Main	Bottom Edge	0	163	5815	15.00	14.97	1.00	100.69%	0.015	0.015	-
WLAN 802.11ac(160M) 5.9G	Main	Right Edge	0	163	5815	15.00	14.97	1.00	100.69%	0.062	0.062	-
WLAN 802.11ac(160M) 5.9G	Main	Left Edge	0	163	5815	15.00	14.97	1.00	100.69%	0.002	0.002	-

* - repeated at the highest SAR measurement according to the KDB 865664 D01

Unless otherwise stated the results shown in this test report refer only to the sample(s) tested and such sample(s) are retained for 90 days only.

除非另有說明，此報告結果僅對測試之樣品負責，同時此樣品僅保留90天。本報告未經本公司書面許可，不可部份複製。

This document is issued by the Company subject to its General Conditions of Service printed overleaf, available on request or accessible at <http://www.sgs.com.tw/Terms-and-Conditions> and for electronic format documents, subject to Terms and Conditions for Electronic Documents at <http://www.sgs.com.tw/Terms-and-Conditions>. Attention is drawn to the limitation of liability, indemnification and jurisdiction issues defined therein. Any holder of this document is advised that information contained hereon reflects the Company's findings at the time of its intervention only and within the limits of Client's instructions, if any. The Company's sole responsibility is to its Client and this document does not exonerate parties to a transaction from exercising all their rights and obligations under the transaction documents. This document cannot be reproduced except in full, without prior written approval of the Company. Any unauthorized alteration, forgery or falsification of the content or appearance of this document is unlawful and offenders may be prosecuted to the fullest extent of the law.

SGS Taiwan Ltd.

No.134,Wu Kung Road, New Taipei Industrial Park, Wuku District, New Taipei City, Taiwan/新北市五股區新北產業園區五工路 134 號

台灣檢驗科技股份有限公司

t (886-2) 2299-3279

f (886-2) 2298-0488

www.sgs.com.tw

Member of SGS Group

Band	Antenna	Position	Distance (mm)	Channel	Freq. (MHz)	Max. Rated Avg. Power + Max. Tolerance (dBm)	Measured Avg. Power (dBm)	Duty cycle scaling	Power scaling	Averaged SAR over 1g (W/kg)		ID
										Measured	Reported	
WLAN 802.11b	Aux	Back Surface	0	6	2437	18.50	18.49	1.02	100.23%	0.238	0.243	-
WLAN 802.11b	Aux	Top Edge	0	1	2412	18.50	18.44	1.02	101.39%	0.900	0.929	-
WLAN 802.11b	Aux	Top Edge	0	6	2437	18.50	18.49	1.02	100.23%	0.967	0.987	-
WLAN 802.11b	Aux	Top Edge	0	11	2462	18.50	18.48	1.02	100.46%	1.010	1.033	020
WLAN 802.11b	Aux	Bottom Edge	0	6	2437	18.50	18.49	1.02	100.23%	0.012	0.012	-
WLAN 802.11b	Aux	Right Edge	0	6	2437	18.50	18.49	1.02	100.23%	0.003	0.003	-
WLAN 802.11b	Aux	Left Edge	0	6	2437	18.50	18.49	1.02	100.23%	0.066	0.067	-
WLAN 802.11b	Aux	Top Edge*	0	11	2462	18.50	18.49	1.02	100.23%	0.988	1.008	-
Band	Antenna	Position	Distance (mm)	Channel	Freq. (MHz)	Max. Rated Avg. Power + Max. Tolerance (dBm)	Measured Avg. Power (dBm)	Duty cycle scaling	Power scaling	Averaged SAR over 1g (W/kg)		ID
										Measured	Reported	
Bluetooth(GFSK)	Aux	Back Surface	0	78	2480	10.50	9.04	1.31	139.96%	0.034	0.062	-
Bluetooth(GFSK)	Aux	Top Edge	0	00	2402	10.50	8.53	1.31	157.40%	0.098	0.202	-
Bluetooth(GFSK)	Aux	Top Edge	0	39	2441	10.50	8.60	1.31	154.88%	0.106	0.215	-
Bluetooth(GFSK)	Aux	Top Edge	0	78	2480	10.50	9.04	1.31	139.96%	0.120	0.220	021
Bluetooth(GFSK)	Aux	Bottom Edge	0	78	2480	10.50	9.04	1.31	139.96%	0.006	0.011	-
Bluetooth(GFSK)	Aux	Right Edge	0	78	2480	10.50	9.04	1.31	139.96%	0.002	0.004	-
Bluetooth(GFSK)	Aux	Left Edge	0	78	2480	10.50	9.04	1.31	139.96%	0.016	0.029	-
Band	Antenna	Position	Distance (mm)	Channel	Freq. (MHz)	Max. Rated Avg. Power + Max. Tolerance (dBm)	Measured Avg. Power (dBm)	Duty cycle scaling	Power scaling	Averaged SAR over 1g (W/kg)		ID
										Measured	Reported	
WLAN 802.11ac(80M) 5.2G	Aux	Back Surface	0	42	5210	18.00	17.96	1.00	100.93%	0.266	0.268	-
WLAN 802.11ac(80M) 5.2G	Aux	Top Edge	0	42	5210	18.00	17.96	1.00	100.93%	0.991	1.000	022
WLAN 802.11ac(80M) 5.2G	Aux	Bottom Edge	0	42	5210	18.00	17.96	1.00	100.93%	0.032	0.032	-
WLAN 802.11ac(80M) 5.2G	Aux	Right Edge	0	42	5210	18.00	17.96	1.00	100.93%	0.008	0.008	-
WLAN 802.11ac(80M) 5.2G	Aux	Left Edge	0	42	5210	18.00	17.96	1.00	100.93%	0.141	0.142	-
WLAN 802.11ac(80M) 5.2G	Aux	Top Edge*	0	42	5210	18.00	17.96	1.00	100.93%	0.975	0.984	-
Band	Antenna	Position	Distance (mm)	Channel	Freq. (MHz)	Max. Rated Avg. Power + Max. Tolerance (dBm)	Measured Avg. Power (dBm)	Duty cycle scaling	Power scaling	Averaged SAR over 1g (W/kg)		ID
										Measured	Reported	
WLAN 802.11ac(80M) 5.3G	Aux	Back Surface	0	58	5290	17.50	17.49	1.00	100.23%	0.301	0.302	-
WLAN 802.11ac(80M) 5.3G	Aux	Top Edge	0	58	5290	17.50	17.49	1.00	100.23%	1.060	1.062	023
WLAN 802.11ac(80M) 5.3G	Aux	Bottom Edge	0	58	5290	17.50	17.49	1.00	100.23%	0.039	0.039	-
WLAN 802.11ac(80M) 5.3G	Aux	Right Edge	0	58	5290	17.50	17.49	1.00	100.23%	0.010	0.010	-
WLAN 802.11ac(80M) 5.3G	Aux	Left Edge	0	58	5290	17.50	17.49	1.00	100.23%	0.132	0.132	-
WLAN 802.11ac(80M) 5.3G	Aux	Top Edge*	0	58	5290	17.50	17.49	1.00	100.23%	1.020	1.022	-
Band	Antenna	Position	Distance (mm)	Channel	Freq. (MHz)	Max. Rated Avg. Power + Max. Tolerance (dBm)	Measured Avg. Power (dBm)	Duty cycle scaling	Power scaling	Averaged SAR over 1g (W/kg)		ID
										Measured	Reported	
WLAN 802.11ac(160M) 5.6G	Aux	Back Surface	0	114	5570	16.00	15.98	1.00	100.46%	0.305	0.306	-
WLAN 802.11ac(160M) 5.6G	Aux	Top Edge	0	114	5570	16.00	15.98	1.00	100.46%	1.000	1.005	024
WLAN 802.11ac(160M) 5.6G	Aux	Bottom Edge	0	114	5570	16.00	15.98	1.00	100.46%	0.033	0.033	-
WLAN 802.11ac(160M) 5.6G	Aux	Right Edge	0	114	5570	16.00	15.98	1.00	100.46%	0.007	0.007	-
WLAN 802.11ac(160M) 5.6G	Aux	Left Edge	0	114	5570	16.00	15.98	1.00	100.46%	0.169	0.170	-
WLAN 802.11ac(160M) 5.6G	Aux	Top Edge*	0	114	5570	16.00	15.98	1.00	100.46%	0.987	0.992	-
Band	Antenna	Position	Distance (mm)	Channel	Freq. (MHz)	Max. Rated Avg. Power + Max. Tolerance (dBm)	Measured Avg. Power (dBm)	Duty cycle scaling	Power scaling	Averaged SAR over 1g (W/kg)		ID
										Measured	Reported	
WLAN 802.11ac(80M) 5.8G	Aux	Back Surface	0	155	5775	16.00	15.96	1.00	100.93%	0.322	0.325	-
WLAN 802.11ac(80M) 5.8G	Aux	Top Edge	0	155	5775	16.00	15.96	1.00	100.93%	1.020	1.029	025
WLAN 802.11ac(80M) 5.8G	Aux	Bottom Edge	0	155	5775	16.00	15.96	1.00	100.93%	0.035	0.035	-
WLAN 802.11ac(80M) 5.8G	Aux	Right Edge	0	155	5775	16.00	15.96	1.00	100.93%	0.002	0.002	-
WLAN 802.11ac(80M) 5.8G	Aux	Left Edge	0	155	5775	16.00	15.96	1.00	100.93%	0.175	0.177	-
WLAN 802.11ac(80M) 5.8G	Aux	Top Edge*	0	155	5775	16.00	15.96	1.00	100.93%	0.999	1.008	-
Band	Antenna	Position	Distance (mm)	Channel	Freq. (MHz)	Max. Rated Avg. Power + Max. Tolerance (dBm)	Measured Avg. Power (dBm)	Duty cycle scaling	Power scaling	Averaged SAR over 1g (W/kg)		ID
										Measured	Reported	
WLAN 802.11ac(160M) 5.9G	Aux	Back Surface	0	163	5815	15.00	14.99	1.00	100.23%	0.254	0.255	-
WLAN 802.11ac(160M) 5.9G	Aux	Top Edge	0	163	5815	15.00	14.99	1.00	100.23%	0.792	0.794	026
WLAN 802.11ac(160M) 5.9G	Aux	Bottom Edge	0	163	5815	15.00	14.99	1.00	100.23%	0.021	0.021	-
WLAN 802.11ac(160M) 5.9G	Aux	Right Edge	0	163	5815	15.00	14.99	1.00	100.23%	0.006	0.006	-
WLAN 802.11ac(160M) 5.9G	Aux	Left Edge	0	163	5815	15.00	14.99	1.00	100.23%	0.155	0.155	-

* - repeated at the highest SAR measurement according to the KDB 865664 D01

Unless otherwise stated the results shown in this test report refer only to the sample(s) tested and such sample(s) are retained for 90 days only.

除非另有說明，此報告結果僅對測試之樣品負責，同時此樣品僅保留90天。本報告未經本公司書面許可，不可部份複製。

This document is issued by the Company subject to its General Conditions of Service printed overleaf, available on request or accessible at <http://www.sgs.com.tw/Terms-and-Conditions> and for electronic format documents, subject to Terms and Conditions for Electronic Documents at <http://www.sgs.com.tw/Terms-and-Conditions>. Attention is drawn to the limitation of liability, indemnification and jurisdiction issues defined therein. Any holder of this document is advised that information contained hereon reflects the Company's findings at the time of its intervention only and within the limits of Client's instructions, if any. The Company's sole responsibility is to its Client and this document does not exonerate parties to a transaction from exercising all their rights and obligations under the transaction documents. This document cannot be reproduced except in full, without prior written approval of the Company. Any unauthorized alteration, forgery or falsification of the content or appearance of this document is unlawful and offenders may be prosecuted to the fullest extent of the law.



WLAN_6E

Notebook mode

Band	Antenna	Position	Distance (mm)	Channel	Freq. (MHz)	Max. Rated Avg. Power + Max. Tolerance (dBm)	Measured Avg. Power (dBm)	Duty cycle scaling	Power scaling	Averaged SAR over 1g (W/kg)		Estimated APD W/m ² (4cm ²)		ID
										Measured	Reported	Measured	Reported	
U-NII-5 6.2GHz 802.11ax(160M)	Main	Bottom Surface	0	15	6025	13.50	13.49	1.04	100.23%	0.068	0.071	0.587	0.611	-
U-NII-5 6.2GHz 802.11ax(160M)	Main	Bottom Surface	0	47	6185	13.50	13.45	1.04	101.16%	0.074	0.078	0.617	0.648	027
U-NII-5 6.2GHz 802.11ax(160M)	Main	Bottom Surface	0	79	6345	13.50	13.41	1.04	102.09%	0.061	0.065	0.551	0.584	-
Band	Antenna	Position	Distance (mm)	Channel	Freq. (MHz)	Max. Rated Avg. Power + Max. Tolerance (dBm)	Measured Avg. Power (dBm)	Duty cycle scaling	Power scaling	Averaged SAR over 1g (W/kg)		Estimated APD W/m ² (4cm ²)		ID
										Measured	Reported	Measured	Reported	
U-NII-6 6.5GHz 802.11ax(160M)	Main	Bottom Surface	0	111	6505	13.50	13.46	1.04	100.93%	0.076	0.080	0.653	0.684	028
Band	Antenna	Position	Distance (mm)	Channel	Freq. (MHz)	Max. Rated Avg. Power + Max. Tolerance (dBm)	Measured Avg. Power (dBm)	Duty cycle scaling	Power scaling	Averaged SAR over 1g (W/kg)		Estimated APD W/m ² (4cm ²)		ID
										Measured	Reported	Measured	Reported	
U-NII-7 6.7GHz 802.11ax(160M)	Main	Bottom Surface	0	143	6665	13.50	13.49	1.04	100.23%	0.085	0.088	0.731	0.761	029
U-NII-7 6.7GHz 802.11ax(160M)	Main	Bottom Surface	0	175	6825	13.50	13.47	1.04	100.69%	0.074	0.077	0.658	0.688	-
Band	Antenna	Position	Distance (mm)	Channel	Freq. (MHz)	Max. Rated Avg. Power + Max. Tolerance (dBm)	Measured Avg. Power (dBm)	Duty cycle scaling	Power scaling	Averaged SAR over 1g (W/kg)		Estimated APD W/m ² (4cm ²)		ID
										Measured	Reported	Measured	Reported	
U-NII-8 7.0GHz 802.11ax(160M)	Main	Bottom Surface	0	207	6985	13.50	13.45	1.04	101.16%	0.085	0.089	0.727	0.763	030
Band	Antenna	Position	Distance (mm)	Channel	Freq. (MHz)	Max. Rated Avg. Power + Max. Tolerance (dBm)	Measured Avg. Power (dBm)	Duty cycle scaling	Power scaling	Averaged SAR over 1g (W/kg)		Estimated APD W/m ² (4cm ²)		ID
										Measured	Reported	Measured	Reported	
U-NII-5 6.2GHz 802.11ax(160M)	Aux	Bottom Surface	0	15	6025	13.50	13.49	1.04	100.23%	0.118	0.123	1.050	1.092	-
U-NII-5 6.2GHz 802.11ax(160M)	Aux	Bottom Surface	0	47	6185	13.50	13.47	1.04	100.69%	0.120	0.125	1.060	1.108	031
U-NII-5 6.2GHz 802.11ax(160M)	Aux	Bottom Surface	0	79	6345	13.50	13.44	1.04	101.39%	0.111	0.117	0.994	1.046	-
Band	Antenna	Position	Distance (mm)	Channel	Freq. (MHz)	Max. Rated Avg. Power + Max. Tolerance (dBm)	Measured Avg. Power (dBm)	Duty cycle scaling	Power scaling	Averaged SAR over 1g (W/kg)		Estimated APD W/m ² (4cm ²)		ID
										Measured	Reported	Measured	Reported	
U-NII-6 6.5GHz 802.11ax(160M)	Aux	Bottom Surface	0	111	6505	13.50	13.44	1.04	101.39%	0.141	0.148	1.230	1.295	032
Band	Antenna	Position	Distance (mm)	Channel	Freq. (MHz)	Max. Rated Avg. Power + Max. Tolerance (dBm)	Measured Avg. Power (dBm)	Duty cycle scaling	Power scaling	Averaged SAR over 1g (W/kg)		Estimated APD W/m ² (4cm ²)		ID
										Measured	Reported	Measured	Reported	
U-NII-7 6.7GHz 802.11ax(160M)	Aux	Bottom Surface	0	143	6665	13.50	13.46	1.04	100.93%	0.154	0.161	1.320	1.383	033
U-NII-7 6.7GHz 802.11ax(160M)	Aux	Bottom Surface	0	175	6825	13.50	13.44	1.04	101.39%	0.118	0.124	1.100	1.158	-
Band	Antenna	Position	Distance (mm)	Channel	Freq. (MHz)	Max. Rated Avg. Power + Max. Tolerance (dBm)	Measured Avg. Power (dBm)	Duty cycle scaling	Power scaling	Averaged SAR over 1g (W/kg)		Estimated APD W/m ² (4cm ²)		ID
										Measured	Reported	Measured	Reported	
U-NII-8 7.0GHz 802.11ax(160M)	Aux	Bottom Surface	0	207	6985	13.50	13.49	1.04	100.23%	0.152	0.158	1.310	1.363	034

Unless otherwise stated the results shown in this test report refer only to the sample(s) tested and such sample(s) are retained for 90 days only.

除非另有說明，此報告結果僅對測試之樣品負責，同時此樣品僅保留90天。本報告未經本公司書面許可，不可部份複製。

This document is issued by the Company subject to its General Conditions of Service printed overleaf, available on request or accessible at <http://www.sgs.com.tw/Terms-and-Conditions> and for electronic format documents, subject to Terms and Conditions for Electronic Documents at <http://www.sgs.com.tw/Terms-and-Conditions>. Attention is drawn to the limitation of liability, indemnification and jurisdiction issues defined therein. Any holder of this document is advised that information contained hereon reflects the Company's findings at the time of its intervention only and within the limits of Client's instructions, if any. The Company's sole responsibility is to its Client and this document does not exonerate parties to a transaction from exercising all their rights and obligations under the transaction documents. This document cannot be reproduced except in full, without prior written approval of the Company. Any unauthorized alteration, forgery or falsification of the content or appearance of this document is unlawful and offenders may be prosecuted to the fullest extent of the law.

SGS Taiwan Ltd.

No.134,Wu Kung Road, New Taipei Industrial Park, Wuku District, New Taipei City, Taiwan/新北市五股區新北產業園區五工路 134 號

台灣檢驗科技股份有限公司

t (886-2) 2299-3279

f (886-2) 2298-0488

www.sgs.com.tw

Member of SGS Group

Tablet mode

Band	Antenna	Position	Distance (mm)	Channel	Freq. (MHz)	Max. Rated Avg. Power + Max. Tolerance (dBm)	Measured Avg. Power (dBm)	Duty cycle scaling	Power scaling	Averaged SAR over 1g (W/kg)		Estimated APD W/m ² (4cm ²)		ID
										Measured	Reported	Measured	Reported	
U-NII-5 6.2GHz 802.11ax(160M)	Main	Back Surface	0	15	6025	13.50	13.49	1.04	100.23%	0.204	0.212	1.640	1.706	-
U-NII-5 6.2GHz 802.11ax(160M)	Main	Top Edge	0	15	6025	13.50	13.49	1.04	100.23%	0.334	0.347	2.230	2.320	035
U-NII-5 6.2GHz 802.11ax(160M)	Main	Top Edge	0	47	6185	13.50	13.45	1.04	101.16%	0.328	0.344	2.180	2.289	-
U-NII-5 6.2GHz 802.11ax(160M)	Main	Top Edge	0	79	6345	13.50	13.41	1.04	102.09%	0.315	0.334	2.080	2.204	-
U-NII-5 6.2GHz 802.11ax(160M)	Main	Bottom Edge	0	15	6025	13.50	13.49	1.04	100.23%	0.010	0.010	0.121	0.126	-
U-NII-5 6.2GHz 802.11ax(160M)	Main	Right Edge	0	15	6025	13.50	13.49	1.04	100.23%	0.046	0.048	0.370	0.385	-
U-NII-5 6.2GHz 802.11ax(160M)	Main	Left Edge	0	15	6025	13.50	13.49	1.04	100.23%	0.005	0.005	0.072	0.075	-
Band	Antenna	Position	Distance (mm)	Channel	Freq. (MHz)	Max. Rated Avg. Power + Max. Tolerance (dBm)	Measured Avg. Power (dBm)	Duty cycle scaling	Power scaling	Averaged SAR over 1g (W/kg)		Estimated APD W/m ² (4cm ²)		ID
										Measured	Reported	Measured	Reported	
U-NII-6 6.5GHz 802.11ax(160M)	Main	Back Surface	0	111	6505	13.50	13.46	1.04	100.93%	0.174	0.182	1.360	1.425	-
U-NII-6 6.5GHz 802.11ax(160M)	Main	Top Edge	0	111	6505	13.50	13.46	1.04	100.93%	0.266	0.279	2.010	2.106	036
U-NII-6 6.5GHz 802.11ax(160M)	Main	Bottom Edge	0	111	6505	13.50	13.46	1.04	100.93%	0.009	0.009	0.102	0.107	-
U-NII-6 6.5GHz 802.11ax(160M)	Main	Right Edge	0	111	6505	13.50	13.46	1.04	100.93%	0.039	0.041	0.260	0.272	-
U-NII-6 6.5GHz 802.11ax(160M)	Main	Left Edge	0	111	6505	13.50	13.46	1.04	100.93%	0.002	0.002	0.059	0.062	-
Band	Antenna	Position	Distance (mm)	Channel	Freq. (MHz)	Max. Rated Avg. Power + Max. Tolerance (dBm)	Measured Avg. Power (dBm)	Duty cycle scaling	Power scaling	Averaged SAR over 1g (W/kg)		Estimated APD W/m ² (4cm ²)		ID
										Measured	Reported	Measured	Reported	
U-NII-7 6.7GHz 802.11ax(160M)	Main	Back Surface	0	143	6665	13.50	13.49	1.04	100.23%	0.172	0.179	1.330	1.384	-
U-NII-7 6.7GHz 802.11ax(160M)	Main	Top Edge	0	143	6665	13.50	13.49	1.04	100.23%	0.268	0.279	2.090	2.174	037
U-NII-7 6.7GHz 802.11ax(160M)	Main	Top Edge	0	175	6825	13.50	13.47	1.04	100.69%	0.251	0.262	1.940	2.028	-
U-NII-7 6.7GHz 802.11ax(160M)	Main	Bottom Edge	0	143	6665	13.50	13.49	1.04	100.23%	0.042	0.044	0.118	0.123	-
U-NII-7 6.7GHz 802.11ax(160M)	Main	Right Edge	0	143	6665	13.50	13.49	1.04	100.23%	0.047	0.049	0.370	0.385	-
U-NII-7 6.7GHz 802.11ax(160M)	Main	Left Edge	0	143	6665	13.50	13.49	1.04	100.23%	0.006	0.006	0.095	0.099	-
Band	Antenna	Position	Distance (mm)	Channel	Freq. (MHz)	Max. Rated Avg. Power + Max. Tolerance (dBm)	Measured Avg. Power (dBm)	Duty cycle scaling	Power scaling	Averaged SAR over 1g (W/kg)		Estimated APD W/m ² (4cm ²)		ID
										Measured	Reported	Measured	Reported	
U-NII-8 7.0GHz 802.11ax(160M)	Main	Back Surface	0	207	6985	13.50	13.45	1.04	101.16%	0.189	0.198	1.520	1.596	-
U-NII-8 7.0GHz 802.11ax(160M)	Main	Top Edge	0	207	6985	13.50	13.45	1.04	101.16%	0.227	0.238	1.830	1.922	038
U-NII-8 7.0GHz 802.11ax(160M)	Main	Bottom Edge	0	207	6985	13.50	13.45	1.04	101.16%	0.008	0.008	0.100	0.105	-
U-NII-8 7.0GHz 802.11ax(160M)	Main	Right Edge	0	207	6985	13.50	13.45	1.04	101.16%	0.071	0.075	0.500	0.525	-
U-NII-8 7.0GHz 802.11ax(160M)	Main	Left Edge	0	207	6985	13.50	13.45	1.04	101.16%	0.004	0.004	0.081	0.085	-
Band	Antenna	Position	Distance (mm)	Channel	Freq. (MHz)	Max. Rated Avg. Power + Max. Tolerance (dBm)	Measured Avg. Power (dBm)	Duty cycle scaling	Power scaling	Averaged SAR over 1g (W/kg)		Estimated APD W/m ² (4cm ²)		ID
										Measured	Reported	Measured	Reported	
U-NII-5 6.2GHz 802.11ax(160M)	Aux	Back Surface	0	15	6025	13.50	13.49	1.04	100.23%	0.241	0.251	1.770	1.841	-
U-NII-5 6.2GHz 802.11ax(160M)	Aux	Top Edge	0	15	6025	13.50	13.49	1.04	100.23%	0.413	0.430	2.610	2.715	039
U-NII-5 6.2GHz 802.11ax(160M)	Aux	Top Edge	0	47	6185	13.50	13.47	1.04	100.69%	0.328	0.343	2.210	2.310	-
U-NII-5 6.2GHz 802.11ax(160M)	Aux	Top Edge	0	79	6345	13.50	13.44	1.04	101.39%	0.355	0.374	2.250	2.473	-
U-NII-5 6.2GHz 802.11ax(160M)	Aux	Bottom Edge	0	15	6025	13.50	13.49	1.04	100.23%	0.012	0.012	0.136	0.141	-
U-NII-5 6.2GHz 802.11ax(160M)	Aux	Right Edge	0	15	6025	13.50	13.49	1.04	100.23%	0.003	0.003	0.069	0.072	-
U-NII-5 6.2GHz 802.11ax(160M)	Aux	Left Edge	0	15	6025	13.50	13.49	1.04	100.23%	0.106	0.110	1.140	1.186	-
Band	Antenna	Position	Distance (mm)	Channel	Freq. (MHz)	Max. Rated Avg. Power + Max. Tolerance (dBm)	Measured Avg. Power (dBm)	Duty cycle scaling	Power scaling	Averaged SAR over 1g (W/kg)		Estimated APD W/m ² (4cm ²)		ID
										Measured	Reported	Measured	Reported	
U-NII-6 6.5GHz 802.11ax(160M)	Aux	Back Surface	0	111	6505	13.50	13.44	1.04	101.39%	0.139	0.146	1.450	1.526	-
U-NII-6 6.5GHz 802.11ax(160M)	Aux	Top Edge	0	111	6505	13.50	13.44	1.04	101.39%	0.323	0.340	2.180	2.294	040
U-NII-6 6.5GHz 802.11ax(160M)	Aux	Bottom Edge	0	111	6505	13.50	13.44	1.04	101.39%	0.033	0.035	0.482	0.507	-
U-NII-6 6.5GHz 802.11ax(160M)	Aux	Right Edge	0	111	6505	13.50	13.44	1.04	101.39%	0.005	0.005	0.075	0.079	-
U-NII-6 6.5GHz 802.11ax(160M)	Aux	Left Edge	0	111	6505	13.50	13.44	1.04	101.39%	0.088	0.093	1.020	1.073	-
Band	Antenna	Position	Distance (mm)	Channel	Freq. (MHz)	Max. Rated Avg. Power + Max. Tolerance (dBm)	Measured Avg. Power (dBm)	Duty cycle scaling	Power scaling	Averaged SAR over 1g (W/kg)		Estimated APD W/m ² (4cm ²)		ID
										Measured	Reported	Measured	Reported	
U-NII-7 6.7GHz 802.11ax(160M)	Aux	Back Surface	0	143	6665	13.50	13.46	1.04	100.93%	0.122	0.128	1.140	1.194	-
U-NII-7 6.7GHz 802.11ax(160M)	Aux	Top Edge	0	143	6665	13.50	13.46	1.04	100.93%	0.296	0.310	1.940	2.032	041
U-NII-7 6.7GHz 802.11ax(160M)	Aux	Top Edge	0	175	6825	13.50	13.44	1.04	101.39%	0.275	0.289	1.820	1.915	-
U-NII-7 6.7GHz 802.11ax(160M)	Aux	Bottom Edge	0	143	6665	13.50	13.46	1.04	100.93%	0.024	0.025	0.373	0.391	-
U-NII-7 6.7GHz 802.11ax(160M)	Aux	Right Edge	0	143	6665	13.50	13.46	1.04	100.93%	0.002	0.002	0.058	0.061	-
U-NII-7 6.7GHz 802.11ax(160M)	Aux	Left Edge	0	143	6665	13.50	13.46	1.04	100.93%	0.075	0.079	0.958	1.004	-
Band	Antenna	Position	Distance (mm)	Channel	Freq. (MHz)	Max. Rated Avg. Power + Max. Tolerance (dBm)	Measured Avg. Power (dBm)	Duty cycle scaling	Power scaling	Averaged SAR over 1g (W/kg)		Estimated APD W/m ² (4cm ²)		ID
										Measured	Reported	Measured	Reported	
U-NII-8 7.0GHz 802.11ax(160M)	Aux	Back Surface	0	207	6985	13.50	13.49	1.04	100.23%	0.103	0.107	1.030	1.072	-
U-NII-8 7.0GHz 802.11ax(160M)	Aux	Top Edge	0	207	6985	13.50	13.49	1.04	100.23%	0.227	0.236	1.590	1.654	042
U-NII-8 7.0GHz 802.11ax(160M)	Aux	Bottom Edge	0	207	6985	13.50	13.49	1.04	100.23%	0.013	0.014	0.151	0.157	-
U-NII-8 7.0GHz 802.11ax(160M)	Aux	Right Edge	0	207	6985	13.50	13.49	1.04	100.23%	0.005	0.005	0.066	0.069	-
U-NII-8 7.0GHz 802.11ax(160M)	Aux	Left Edge	0	207	6985	13.50	13.49	1.04	100.23%	0.038	0.040	0.340	0.354	-

Note:

Reported SAR = measured SAR * Power scaling * Duty cycle scaling

Reported APD = measured APD * Power scaling * Duty cycle scaling

Unless otherwise stated the results shown in this test report refer only to the sample(s) tested and such sample(s) are retained for 90 days only.

除非另有說明，此報告結果僅對測試之樣品負責，同時此樣品僅保留90天。本報告未經本公司書面許可，不可部份複製。

This document is issued by the Company subject to its General Conditions of Service printed overleaf, available on request or accessible at <http://www.sgs.com.tw/Terms-and-Conditions> and for electronic format documents, subject to Terms and Conditions for Electronic Documents at <http://www.sgs.com.tw/Terms-and-Conditions>. Attention is drawn to the limitation of liability, indemnification and jurisdiction issues defined therein. Any holder of this document is advised that information contained hereon reflects the Company's findings at the time of its intervention only and within the limits of Client's instructions, if any. The Company's sole responsibility is to its Client and this document does not exonerate parties to a transaction from exercising all their rights and obligations under the transaction documents. This document cannot be reproduced except in full, without prior written approval of the Company. Any unauthorized alteration, forgery or falsification of the content or appearance of this document is unlawful and offenders may be prosecuted to the fullest extent of the law.

8.3 Summary of PD Results

Band	Antenna	Position	Distance (mm)	Channel	Freq. (MHz)	Max. Rated Avg. Power + Max. Tolerance (dBm)	Measured Avg. Power (dBm)	Tune-up Scaling	Duty cycle scaling	Measurement uncertainty	PD result(4cm)				ID
											Measured Total psPD (W/m ²)	Reported Total psPD (W/m ²)	Measured Normal psPD (W/m ²)	Reported Normal psPD (W/m ²)	
WLAN 6E 802.11ax(160M) U-NII-5	Main	Top Edge	2	15	6025	13.50	13.49	100.23%	1.04	1.55	3.100	4.999	2.200	3.548	043
	Main	Top Edge	2	47	6185	13.50	13.45	101.16%	1.04	1.55	3.770	6.136	2.700	4.394	044
WLAN 6E 802.11ax(160M) U-NII-6	Main	Top Edge	2	111	6505	13.50	13.46	100.93%	1.04	1.55	2.420	3.930	1.130	1.835	045
WLAN 6E 802.11ax(160M) U-NII-7	Main	Top Edge	2	143	6665	13.50	13.49	100.23%	1.04	1.55	2.850	4.596	1.680	2.709	046
WLAN 6E 802.11ax(160M) U-NII-8	Main	Top Edge	2	207	6985	13.50	13.45	101.16%	1.04	1.55	3.760	6.120	2.060	3.353	047
Band	Antenna	Position	Distance (mm)	Channel	Freq. (MHz)	Max. Rated Avg. Power + Max. Tolerance (dBm)	Measured Avg. Power (dBm)	Tune-up Scaling	Duty cycle scaling	Measurement uncertainty	PD result(4cm)				ID
											Measured Total psPD (W/m ²)	Reported Total psPD (W/m ²)	Measured Normal psPD (W/m ²)	Reported Normal psPD (W/m ²)	
WLAN 6E 802.11ax(160M) U-NII-5	Aux	Top Edge	2	15	6025	13.50	13.49	100.23%	1.04	1.55	2.470	3.983	1.440	2.322	048
	Aux	Top Edge	2	47	6185	13.50	13.47	100.69%	1.04	1.55	2.340	3.791	1.560	2.527	049
WLAN 6E 802.11ax(160M) U-NII-6	Aux	Top Edge	2	111	6505	13.50	13.44	101.39%	1.04	1.55	2.180	3.556	1.320	2.153	050
WLAN 6E 802.11ax(160M) U-NII-7	Aux	Top Edge	2	143	6665	13.50	13.46	100.93%	1.04	1.55	2.190	3.556	1.330	2.160	051
WLAN 6E 802.11ax(160M) U-NII-8	Aux	Top Edge	2	207	6985	13.50	13.49	100.23%	1.04	1.55	1.940	3.128	0.985	1.588	052

Note:

Reported PD = measured PD * Power scaling * Duty cycle scaling * Uncertainty scaling

8.4 Reporting statements of conformity

The conformity statement in this report is based solely on the test results, measurement uncertainty is excluded.

8.5 Conclusion

The device is compliant because all the standalone results are less than their corresponding criteria.

Unless otherwise stated the results shown in this test report refer only to the sample(s) tested and such sample(s) are retained for 90 days only.

除非另有說明，此報告結果僅對測試之樣品負責，同時此樣品僅保留90天。本報告未經本公司書面許可，不可部份複製。

This document is issued by the Company subject to its General Conditions of Service printed overleaf, available on request or accessible at <http://www.sgs.com.tw/Terms-and-Conditions> and for electronic format documents, subject to Terms and Conditions for Electronic Documents at <http://www.sgs.com.tw/Terms-and-Conditions>. Attention is drawn to the limitation of liability, indemnification and jurisdiction issues defined therein. Any holder of this document is advised that information contained hereon reflects the Company's findings at the time of its intervention only and within the limits of Client's instructions, if any. The Company's sole responsibility is to its Client and this document does not exonerate parties to a transaction from exercising all their rights and obligations under the transaction documents. This document cannot be reproduced except in full, without prior written approval of the Company. Any unauthorized alteration, forgery or falsification of the content or appearance of this document is unlawful and offenders may be prosecuted to the fullest extent of the law.

SGS Taiwan Ltd.

No.134,Wu Kung Road, New Taipei Industrial Park, Wuku District, New Taipei City, Taiwan/新北市五股區新北產業園區五工路 134 號

台灣檢驗科技股份有限公司

t (886-2) 2299-3279

f (886-2) 2298-0488

www.sgs.com.tw

Member of SGS Group

9 SIMULTANEOUS TRANSMISSION ANALYSIS

9.1 Simultaneous Transmission Scenarios:

Simultaneous Transmission configurations
WLAN 2.4GHz Main + BT Aux
WLAN 2.4GHz Main + WLAN 2.4GHz Aux
WLAN 5GHz Main + BT Aux
WLAN 5GHz Main + WLAN 5GHz Aux
WLAN 5GHz Main + WLAN 5GHz Aux + BT Aux
WLAN 6GHz Main + BT Aux
WLAN 6GHz Main + WLAN 6GHz Aux
WLAN 6GHz Main + WLAN 6GHz Aux + BT Aux

Unless otherwise stated the results shown in this test report refer only to the sample(s) tested and such sample(s) are retained for 90 days only.

除非另有說明，此報告結果僅對測試之樣品負責，同時此樣品僅保留90天。本報告未經本公司書面許可，不可部份複製。

This document is issued by the Company subject to its General Conditions of Service printed overleaf, available on request or accessible at <http://www.sgs.com.tw/Terms-and-Conditions> and for electronic format documents, subject to Terms and Conditions for Electronic Documents at <http://www.sgs.com.tw/Terms-and-Conditions>. Attention is drawn to the limitation of liability, indemnification and jurisdiction issues defined therein. Any holder of this document is advised that information contained hereon reflects the Company's findings at the time of its intervention only and within the limits of Client's instructions, if any. The Company's sole responsibility is to its Client and this document does not exonerate parties to a transaction from exercising all their rights and obligations under the transaction documents. This document cannot be reproduced except in full, without prior written approval of the Company. Any unauthorized alteration, forgery or falsification of the content or appearance of this document is unlawful and offenders may be prosecuted to the fullest extent of the law.

SGS Taiwan Ltd.

No.134,Wu Kung Road, New Taipei Industrial Park, Wuku District, New Taipei City, Taiwan/新北市五股區新北產業園區五工路 134 號

台灣檢驗科技股份有限公司

t (886-2) 2299-3279

f (886-2) 2298-0488

www.sgs.com.tw

Member of SGS Group

9.2 Estimated SAR calculation

According to KDB447498 D01v06 – When standalone SAR test exclusion applies to an antenna that transmits simultaneously with other antennas, the standalone SAR must be estimated according to following to determine simultaneous transmission SAR test exclusion:

$$\text{Estimated SAR} = \frac{\text{Max. tune up power (mW)}}{\text{Min. test separation distance(mm)}} \times \frac{\sqrt{f(\text{GHz})}}{7.5}$$

If the minimum test separation distance is < 5mm, a distance of 5mm is used for estimated SAR calculation. When the test separation distance is >50mm, the 0.4W/kg is used for SAR-1g.

9.3 SPLSR evaluation and analysis

Per KDB447498D01, when the sum of SAR is larger than the limit, SAR test exclusion is determined by the SAR sum to peak location separation ratio(SPLSR).

The simultaneous transmitting antennas in each operating mode and exposure condition combination must be considered one pair at a time to determine the SAR to peak location separation ratio to qualify for test exclusion.

The ratio is determined by $(\text{SAR1} + \text{SAR2})^{1.5}/R_i$, rounded to two decimal digits, and must be ≤ 0.04 for all antenna pairs in the configuration to qualify for 1-g SAR test exclusion.

SAR1 and SAR2 are the highest reported or estimated SAR for each antenna in the pair, and R_i is the separation distance between the peak SAR locations for the antenna pair in mm.

When standalone test exclusion applies, SAR is estimated; the peak location is assumed to be at the feed-point or geometric center of the antenna.

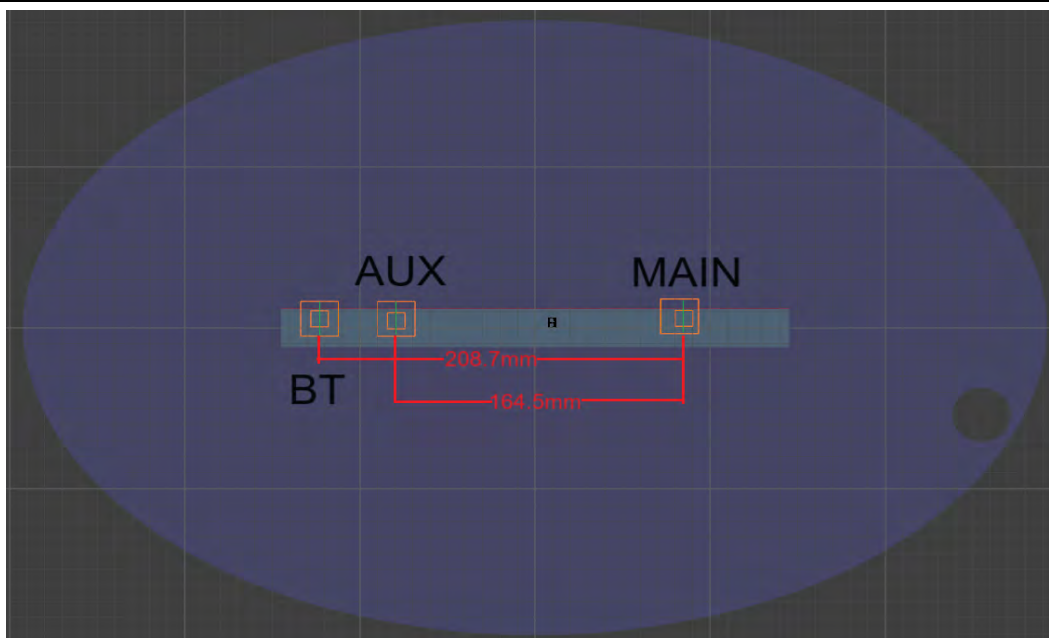
Unless otherwise stated the results shown in this test report refer only to the sample(s) tested and such sample(s) are retained for 90 days only.
除非另有說明，此報告結果僅對測試之樣品負責，同時此樣品僅保留90天。本報告未經本公司書面許可，不可部份複製。

This document is issued by the Company subject to its General Conditions of Service printed overleaf, available on request or accessible at <http://www.sgs.com.tw/Terms-and-Conditions> and for electronic format documents, subject to Terms and Conditions for Electronic Documents at <http://www.sgs.com.tw/Terms-and-Conditions>. Attention is drawn to the limitation of liability, indemnification and jurisdiction issues defined therein. Any holder of this document is advised that information contained hereon reflects the Company's findings at the time of its intervention only and within the limits of Client's instructions, if any. The Company's sole responsibility is to its Client and this document does not exonerate parties to a transaction from exercising all their rights and obligations under the transaction documents. This document cannot be reproduced except in full, without prior written approval of the Company. Any unauthorized alteration, forgery or falsification of the content or appearance of this document is unlawful and offenders may be prosecuted to the fullest extent of the law.

Simultaneous Transmission Combination

Exposure Position		FCC Reported SAR							Scenario 1	Scenario 2	Scenario 3	Scenario 4	Scenario 5	Scenario 6	Scenario 7	Scenario 8
		2	3	4	5	7	8	9	2+3	4+5	2+7	4+7	4+5+7	7+8	8+9	7+8+9
		2.4GHz WLAN Main	2.4GHz WLAN Aux	5GHz WLAN Main	5GHz WLAN Aux	Bluetooth Aux	6GHz WLAN Main	6GHz WLAN Aux	Summed	Summed	Summed	Summed	Summed	Summed	Summed	Summed
		1g SAR (W/kg)	1g SAR (W/kg)	1g SAR (W/kg)	1g SAR (W/kg)	1g SAR (W/kg)	1g SAR (W/kg)	1g SAR (W/kg)	1g SAR (W/kg)	1g SAR (W/kg)	1g SAR (W/kg)	1g SAR (W/kg)	1g SAR (W/kg)	1g SAR (W/kg)	1g SAR (W/kg)	1g SAR (W/kg)
Bottom Surface	0	0.056	0.017	0.071	0.034	0.020	0.089	0.161	0.073	0.105	0.076	0.091	0.125	0.109	0.250	0.270
Back Surface	0	0.222	0.243	0.484	0.325	0.062	0.212	0.251	0.465	0.809	0.284	0.546	0.871	0.274	0.463	0.525
Top Edge	0	0.389	1.033	0.979	1.062	0.220	0.347	0.430	1.422	2.041	0.609	1.199	2.261	0.567	0.777	0.997
Bottom Edge	0	0.012	0.012	0.036	0.039	0.011	0.044	0.035	0.024	0.075	0.023	0.047	0.086	0.055	0.079	0.090
Left Edge	0	0.004	0.067	0.006	0.177	0.029	0.006	0.110	0.071	0.183	0.033	0.035	0.212	0.035	0.116	0.145
Right Edge	0	0.085	0.003	0.106	0.010	0.004	0.075	0.005	0.088	0.116	0.089	0.110	0.120	0.079	0.080	0.084

Scenario 2 & 5									
Position	Conditions	SAR Value (W/kg)	Coordinates (cm)			Σ SAR (W/kg)	Peak Location Separation Distance (mm)	SPLSR	Simultaneous Transmission SAR Test
			x	y	z				
Top Edge	WLAN 5G Main	0.979	-0.49	8.52	-1.75	-	-	-	-
	WLAN 5G Aux	1.062	-0.47	-7.93	-1.70	2.041	164.50	0.018	SPLSR \leq 0.04, Not required
	WLAN 5G Aux + BT Aux	1.282	-0.60	-12.35	-1.70	2.261	208.70	0.016	SPLSR \leq 0.04, Not required



9.4 Conclusion

The simultaneous transmission is compliant because both SAR sum and/or SPLSR are less than their corresponding criteria.

Unless otherwise stated the results shown in this test report refer only to the sample(s) tested and such sample(s) are retained for 90 days only.

除非另有說明，此報告結果僅對測試之樣品負責，同時此樣品僅保留90天。本報告未經本公司書面許可，不可部份複製。

This document is issued by the Company subject to its General Conditions of Service printed overleaf, available on request or accessible at <http://www.sgs.com.tw/Terms-and-Conditions> and for electronic format documents, subject to Terms and Conditions for Electronic Documents at <http://www.sgs.com.tw/Terms-and-Conditions>. Attention is drawn to the limitation of liability, indemnification and jurisdiction issues defined therein. Any holder of this document is advised that information contained hereon reflects the Company's findings at the time of its intervention only and within the limits of Client's instructions, if any. The Company's sole responsibility is to its Client and this document does not exonerate parties to a transaction from exercising all their rights and obligations under the transaction documents. This document cannot be reproduced except in full, without prior written approval of the Company. Any unauthorized alteration, forgery or falsification of the content or appearance of this document is unlawful and offenders may be prosecuted to the fullest extent of the law.

SGS Taiwan Ltd.

No.134,Wu Kung Road, New Taipei Industrial Park, Wuku District, New Taipei City, Taiwan/新北市五股區新北產業園區五工路 134 號

台灣檢驗科技股份有限公司

t (886-2) 2299-3279

f (886-2) 2298-0488

www.sgs.com.tw

Member of SGS Group

10 INSTRUMENTS LIST

Equipment List					
Manufacturer	Device	Type	Serial number	Date of last calibration	Date of next calibration
SPEAG	Data acquisition Electronics	DAE4	1824	Aug/08/2023	Aug/07/2024
SPEAG	Dosimetric E-Field Probe	EX3DV4	7823	Aug/11/2023	Aug/10/2024
SPEAG	E-field Probe for Near Field Application	EUmmWV4	9643	Aug/04/2023	Aug/03/2024
SPEAG	System Validation Dipole	D2450V2	728	Aug/28/2023	Aug/27/2024
SPEAG	System Validation Dipole	D5GHzV2	1023	Jan/24/2024	Jan/23/2025
SPEAG	System Validation Dipole	D6.5GHzV2	1006	Aug/16/2023	Aug/15/2024
SPEAG	System Validation Dipole	D7GHzV2	1007	Aug/16/2023	Aug/15/2024
SPEAG	5G Verification Source 10GHz	5G-Veri10	1070	Aug/08/2023	Aug/07/2024
SPEAG	Dielectric Assessment Kit	DAKS-3.5	1053	Feb/21/2024	Feb/20/2025
R&S	MXG Analog Signal Generator	SMB100A03	182012	May/23/2023	May/22/2024
Agilent	Dual-directional coupler	772D	MY46151258	Sep/26/2023	Sep/25/2024
Agilent	Dual-directional coupler	778D	MY46151242	Sep/26/2023	Sep/25/2024
EMCI	Amplifier	EMC 074225P	980155	Calibration not required	Calibration not required
EMCI	Amplifier	EMC 2830P	980156	Calibration not required	Calibration not required
R&S	Power Sensor	NRP18S	109065	Oct/23/2023	Oct/22/2024
R&S	Power Meter	NRX	102034	Dec/13/2023	Dec/12/2024
R&S	Power Sensor	NRP18S	101974	Nov/21/2023	Nov/20/2024
SPEAG	Software	DASY 8 V16.0.2.83	N/A	Calibration not required	Calibration not required
SPEAG	Software	DASY 8 mmWave V3.0.0.841	N/A	Calibration not required	Calibration not required
SPEAG	Phantom	ELI	N/A	Calibration not required	Calibration not required
SPEAG	Phantom	mmWave Phantom	N/A	Calibration not required	Calibration not required
TECPEL	Digital thermometer	DTM-303A	TP131515	Jun/02/2023	Jun/01/2024

Unless otherwise stated the results shown in this test report refer only to the sample(s) tested and such sample(s) are retained for 90 days only.

除非另有說明，此報告結果僅對測試之樣品負責，同時此樣品僅保留90天。本報告未經本公司書面許可，不可部份複製。

This document is issued by the Company subject to its General Conditions of Service printed overleaf, available on request or accessible at <http://www.sgs.com.tw/Terms-and-Conditions> and for electronic format documents, subject to Terms and Conditions for Electronic Documents at <http://www.sgs.com.tw/Terms-and-Conditions>. Attention is drawn to the limitation of liability, indemnification and jurisdiction issues defined therein. Any holder of this document is advised that information contained hereon reflects the Company's findings at the time of its intervention only and within the limits of Client's instructions, if any. The Company's sole responsibility is to its Client and this document does not exonerate parties to a transaction from exercising all their rights and obligations under the transaction documents. This document cannot be reproduced except in full, without prior written approval of the Company. Any unauthorized alteration, forgery or falsification of the content or appearance of this document is unlawful and offenders may be prosecuted to the fullest extent of the law.

SGS Taiwan Ltd.

No.134,Wu Kung Road, New Taipei Industrial Park, Wuku District, New Taipei City, Taiwan/新北市五股區新北產業園區五工路 134 號

台灣檢驗科技股份有限公司

t (886-2) 2299-3279

f (886-2) 2298-0488

www.sgs.com.tw

Member of SGS Group

11 UNCERTAINTY BUDGET

Measurement Uncertainty evaluation template for DUT SAR test (3-6G)

A	c	D	e		f	g	h=c * f / e	i=c * g / e	k
Source of Uncertainty	Tolerance/ Uncertainty	Probability Distributio	Div	Div Value	ci (1g)	ci (10g)	Standard uncertainty	Standard uncertainty	vi, or Veff
Measurement system									
Probe calibration	6.55%	N	1	1	1	1	6.55%	6.55%	∞
<i>Isotropy , Axial</i>	3.50%	R	√3	1.732	1	1	2.02%	2.02%	∞
<i>Isotropy, Hemispherical</i>	9.60%	R	√3	1.732	1	1	5.54%	5.54%	∞
Modulation Response	2.40%	R	√3	1.732	1	1	1.40%	1.40%	∞
Boundary Effect	1.00%	R	√3	1.732	1	1	0.58%	0.58%	∞
Linearity	4.70%	R	√3	1.732	1	1	2.71%	2.71%	∞
Detection Limits	1.00%	R	√3	1.732	1	1	0.58%	0.58%	∞
Readout Electronics	0.30%	N	1	1	1	1	0.30%	0.30%	∞
Response time	0.80%	R	√3	1.732	1	1	0.46%	0.46%	∞
Integration Time	2.60%	R	√3	1.732	1	1	1.50%	1.50%	∞
Measurement drift (class A evaluation)	1.75%	R	√3	1.732	1	1	1.01%	1.01%	∞
RF ambient condition - noise	3.00%	R	√3	1.732	1	1	1.73%	1.73%	∞
RF ambient conditions - reflections	3.00%	R	√3	1.732	1	1	1.73%	1.73%	∞
Probe positioner Mechanical restrictions	0.40%	R	√3	1.732	1	1	0.23%	0.23%	∞
Probe Positioning with respect to phantom shell	2.90%	R	√3	1.732	1	1	1.67%	1.67%	∞
Post-processing	1.00%	R	√3	1.732	1	1	0.58%	0.58%	∞
Max SAR Eval	1.00%	R	√3	1.732	1	1	0.58%	0.58%	∞
Test Sample related									
Test sample positioning	2.90%	N	1	1	1	1	2.90%	2.90%	M-1
Device Holder Uncertainty	3.60%	N	1	1	1	1	3.60%	3.60%	M-1
Drift of output power	5.00%	R	√3	1.732	1	1	2.89%	2.89%	∞
Phantom and Setup									
Phantom Uncertainty	4.00%	R	√3	1.732	1	1	2.31%	2.31%	∞
Liquid permittivity (mea.)	1.90%	N	1	1	0.64	0.43	1.22%	0.82%	M
Liquid Conductivity (mea.)	2.85%	N	1	1	0.6	0.49	1.71%	1.40%	M
Combined standard uncertainty		RSS					11.90%	11.82%	
Expant uncertainty (95% confidence interval), K=2							23.80%	23.64%	

Unless otherwise stated the results shown in this test report refer only to the sample(s) tested and such sample(s) are retained for 90 days only.

除非另有說明，此報告結果僅對測試之樣品負責，同時此樣品僅保留90天。本報告未經本公司書面許可，不可部份複製。

This document is issued by the Company subject to its General Conditions of Service printed overleaf, available on request or accessible at <http://www.sgs.com.tw/Terms-and-Conditions> and for electronic format documents, subject to Terms and Conditions for Electronic Documents at <http://www.sgs.com.tw/Terms-and-Conditions>. Attention is drawn to the limitation of liability, indemnification and jurisdiction issues defined therein. Any holder of this document is advised that information contained hereon reflects the Company's findings at the time of its intervention only and within the limits of Client's instructions, if any. The Company's sole responsibility is to its Client and this document does not exonerate parties to a transaction from exercising all their rights and obligations under the transaction documents. This document cannot be reproduced except in full, without prior written approval of the Company. Any unauthorized alteration, forgery or falsification of the content or appearance of this document is unlawful and offenders may be prosecuted to the fullest extent of the law.

Measurement Uncertainty evaluation template for DUT SAR test (0.3-3G)

A	c	D	e		f	g	h=c * f / e	i=c * g / e	k
Source of Uncertainty	Tolerance/ Uncertainty	Probability Distributio	Div	Div Value	ci (1g)	ci (10g)	Standard uncertainty	Standard uncertainty	vi, or Veff
Measurement system									
Probe calibration	6.00%	N	1	1	1	1	6.00%	6.00%	∞
<i>Isotropy , Axial</i>	3.50%	R	$\sqrt{3}$	1.732	1	1	2.02%	2.02%	∞
<i>Isotropy, Hemispherical</i>	9.60%	R	$\sqrt{3}$	1.732	1	1	5.54%	5.54%	∞
Modulation Response	2.40%	R	$\sqrt{3}$	1.732	1	1	1.40%	1.40%	∞
Boundary Effect	1.00%	R	$\sqrt{3}$	1.732	1	1	0.58%	0.58%	∞
Linearity	4.70%	R	$\sqrt{3}$	1.732	1	1	2.71%	2.71%	∞
Detection Limits	1.00%	R	$\sqrt{3}$	1.732	1	1	0.58%	0.58%	∞
Readout Electronics	0.30%	N	1	1	1	1	0.30%	0.30%	∞
Response time	0.80%	R	$\sqrt{3}$	1.732	1	1	0.46%	0.46%	∞
Integration Time	2.60%	R	$\sqrt{3}$	1.732	1	1	1.50%	1.50%	∞
Measurement drift (class A evaluation)	1.75%	R	$\sqrt{3}$	1.732	1	1	1.01%	1.01%	∞
RF ambient condition - noise	3.00%	R	$\sqrt{3}$	1.732	1	1	1.73%	1.73%	∞
RF ambient conditions - reflections	3.00%	R	$\sqrt{3}$	1.732	1	1	1.73%	1.73%	∞
Probe positioner Mechanical restrictions	0.40%	R	$\sqrt{3}$	1.732	1	1	0.23%	0.23%	∞
Probe Positioning with respect to phantom shell	2.90%	R	$\sqrt{3}$	1.732	1	1	1.67%	1.67%	∞
Post-processing	1.00%	R	$\sqrt{3}$	1.732	1	1	0.58%	0.58%	∞
Max SAR Eval	1.00%	R	$\sqrt{3}$	1.732	1	1	0.58%	0.58%	∞
Test Sample related									
Test sample positioning	2.90%	N	1	1	1	1	2.90%	2.90%	M-1
Device Holder Uncertainty	3.60%	N	1	1	1	1	3.60%	3.60%	M-1
Drift of output power	5.00%	R	$\sqrt{3}$	1.732	1	1	2.89%	2.89%	∞
Phantom and Setup									
Phantom Uncertainty	4.00%	R	$\sqrt{3}$	1.732	1	1	2.31%	2.31%	∞
Liquid permittivity (mea.)	1.30%	N	1	1	0.64	0.43	0.83%	0.56%	M
Liquid Conductivity (mea.)	2.78%	N	1	1	0.6	0.49	1.67%	1.36%	M
Combined standard uncertainty		RSS					11.57%	11.50%	
Expart uncertainty (95% confidence interval), K=2							23.14%	23.01%	

Unless otherwise stated the results shown in this test report refer only to the sample(s) tested and such sample(s) are retained for 90 days only.

除非另有說明，此報告結果僅對測試之樣品負責，同時此樣品僅保留90天。本報告未經本公司書面許可，不可部份複製。

This document is issued by the Company subject to its General Conditions of Service printed overleaf, available on request or accessible at <http://www.sgs.com.tw/Terms-and-Conditions> and for electronic format documents, subject to Terms and Conditions for Electronic Documents at <http://www.sgs.com.tw/Terms-and-Conditions>. Attention is drawn to the limitation of liability, indemnification and jurisdiction issues defined therein. Any holder of this document is advised that information contained hereon reflects the Company's findings at the time of its intervention only and within the limits of Client's instructions, if any. The Company's sole responsibility is to its Client and this document does not exonerate parties to a transaction from exercising all their rights and obligations under the transaction documents. This document cannot be reproduced except in full, without prior written approval of the Company. Any unauthorized alteration, forgery or falsification of the content or appearance of this document is unlawful and offenders may be prosecuted to the fullest extent of the law.

SGS Taiwan Ltd.

No.134,Wu Kung Road, New Taipei Industrial Park, Wuku District, New Taipei City, Taiwan/新北市五股區新北產業園區五工路 134 號

台灣檢驗科技股份有限公司

t (886-2) 2299-3279

f (886-2) 2298-0488

www.sgs.com.tw

Member of SGS Group

DASY6 Uncertainty Budget
According to IEC/IEEE 62209-1528
(Frequency band: 6GHz - 10GHz range)

a	b	c	d		e	e	f=b * e / d	f=b * e / d
Source of Uncertainty	Uncertainty Value (±%)	Probability Distribution	Div.	Div. Value	(ci) 1g	(ci) 10g	Std. uncertainty (1g) (±%)	Std. uncertainty (10g) (±%)
Measurement system errors								
Probe calibration	18.6	N	2	2	1	1	9.3	9.3
Probe Calibration Drift	1.7	R	√3	1.732	1	1	1.0	1.0
Probe Linearity	4.7	R	√3	1.732	1	1	2.7	2.7
Broadband Signal	2.8	R	√3	1.732	1	1	1.6	1.6
Probe Isotropy	7.6	R	√3	1.732	1	1	4.4	4.4
Data Acquisition	0.3	N	1	1	1	1	0.3	0.3
RF Ambient	1.8	N	1	1	1	1	1.8	1.8
Probe positioning	0.2	N	1	1	0.67	0.67	0.1	0.1
Data Processing	3.5	N	1	1	1	1	3.5	3.5
Phantom and device errors								
Conductivity (meas.)DAK	2.5	N	1	1	0.78	0.71	2.0	1.8
Conductivity (temp.)BB	2.4	R	√3	1.732	0.78	0.71	1.1	1.0
Phantom Permittivity	14.0	R	√3	1.732	0.5	0.5	4.0	4.0
Distance DUT - TSL	2.0	N	1	1	2	2	4.0	4.0
Device Positioning (±0.5mm)	1.0	N	1	1	1	1	1.0	1.0
Device Holder	3.6	N	1	1	1	1	3.6	3.6
DUT Modulationm	2.4	R	√3	1.732	1	1	1.4	1.4
Time-average SAR	0.0	R	√3	1.732	1	1	0.0	0.0
DUT drift	2.5	N	1	1	1	1	2.5	2.5
Val Antenna Unc.	0.0	N	1	1	1	1	0.0	0.0
Unc. Input Power	0.0	N	1	1	1	1	0.0	0.0
Correction to the SAR results								
Deviation to Target	1.90	N	1	1	1	0.84	1.9	1.6
SAR scaling		R	√3	1.732	1	1	0.0	0.0
Combined Std. uncertainty							14.0	13.9
Expanded Std. uncertainty (95% confidence interval), K=2							28.0	27.8

Unless otherwise stated the results shown in this test report refer only to the sample(s) tested and such sample(s) are retained for 90 days only.

除非另有說明，此報告結果僅對測試之樣品負責，同時此樣品僅保留90天。本報告未經本公司書面許可，不可部份複製。

This document is issued by the Company subject to its General Conditions of Service printed overleaf, available on request or accessible at <http://www.sgs.com.tw/Terms-and-Conditions> and for electronic format documents, subject to Terms and Conditions for Electronic Documents at <http://www.sgs.com.tw/Terms-and-Conditions>. Attention is drawn to the limitation of liability, indemnification and jurisdiction issues defined therein. Any holder of this document is advised that information contained hereon reflects the Company's findings at the time of its intervention only and within the limits of Client's instructions, if any. The Company's sole responsibility is to its Client and this document does not exonerate parties to a transaction from exercising all their rights and obligations under the transaction documents. This document cannot be reproduced except in full, without prior written approval of the Company. Any unauthorized alteration, forgery or falsification of the content or appearance of this document is unlawful and offenders may be prosecuted to the fullest extent of the law.

SGS Taiwan Ltd.

No.134,Wu Kung Road, New Taipei Industrial Park, Wuku District, New Taipei City, Taiwan/新北市五股區新北產業園區五工路 134 號

台灣檢驗科技股份有限公司

t (886-2) 2299-3279

f (886-2) 2298-0488

www.sgs.com.tw

Member of SGS Group

**cDASY6 Module mmWave Uncertainty Budget for PD
Evaluation Distances to the Antennas $\geq \lambda / 5$
In Compliance with IEC/IEEE 63195**

a	b	c	d		e	f=b * e / d	g
Source of Uncertainty	Uncertainty Value (+/-dB)	Probability Distribution	Div.	Div. Value	ci	Std. uncertainty (+/-dB)	(vi) Veff
Uncertainty terms dependent on the measurement system							
Probe calibration	0.49	N	1	1	1	0.49	∞
Probe correction	0.00	R	$\sqrt{3}$	1.732	1	0.00	∞
Frequency response ($BW \leq 1\text{GHz}$)	0.20	R	$\sqrt{3}$	1.732	1	0.12	∞
Sensor cross coupling	0.00	R	$\sqrt{3}$	1.732	1	0.00	∞
Isotropy	0.50	R	$\sqrt{3}$	1.732	1	0.29	∞
Linearity	0.20	R	$\sqrt{3}$	1.732	1	0.12	∞
Probe scattering	0.00	R	$\sqrt{3}$	1.732	1	0.00	∞
Probe positioning offset	0.30	R	$\sqrt{3}$	1.732	1	0.17	∞
Probe positioning repeatability	0.04	R	$\sqrt{3}$	1.732	1	0.02	∞
Sensor mechanical offset	0.00	R	$\sqrt{3}$	1.732	1	0.00	∞
Probe spatial resolution	0.00	R	$\sqrt{3}$	1.732	1	0.00	∞
Field impedance dependence	0.00	R	$\sqrt{3}$	1.732	1	0.00	∞
Amplitude and phase drift	0.00	R	$\sqrt{3}$	1.732	1	0.00	∞
Amplitude and phase noise	0.04	R	$\sqrt{3}$	1.732	1	0.02	∞
Measurement area truncation	0.00	R	$\sqrt{3}$	1.732	1	0.00	∞
Data acquisition	0.03	N	1	1	1	0.03	∞
Sampling	0.00	R	$\sqrt{3}$	1	1	0.00	∞
Field reconstruction	2.00	R	$\sqrt{3}$	1.732	1	1.15	∞
Forward transformation	0.00	R	$\sqrt{3}$	1.732	1	0.00	∞
Power density scaling	-	R	$\sqrt{3}$	1.732	1	-	∞
Spatial averaging	0.10	R	$\sqrt{3}$	1.732	1	0.06	∞
System detection limit	0.04	R	$\sqrt{3}$	1.732	1	0.02	∞
Uncertainty terms dependent on the DUT and environmental factors							
Probe coupling with DUT	0.00	R	$\sqrt{3}$	1.732	1	0.00	∞
Modulation response	0.40	R	$\sqrt{3}$	1.732	1	0.23	∞
Integration time	0.00	R	$\sqrt{3}$	1.732	1	0.00	∞
Response time	0.00	R	$\sqrt{3}$	1.732	1	0.00	∞
Device holder influence	0.10	R	$\sqrt{3}$	1.732	1	0.06	∞
DUT alignment	0.00	R	$\sqrt{3}$	1.732	1	0.00	∞
RF ambient conditions	0.04	R	$\sqrt{3}$	1.732	1	0.02	∞
Ambient reflections	0.04	R	$\sqrt{3}$	1.732	1	0.02	∞
Immunity / secondary reception	0.00	R	$\sqrt{3}$	1.732	1	0.00	∞
Drift of the DUT	-	R	$\sqrt{3}$	1.732	1	-	∞
Combined Std. uncertainty						1.33	
Expanded Std. uncertainty (95% confidence interval), K=2						2.67	

Unless otherwise stated the results shown in this test report refer only to the sample(s) tested and such sample(s) are retained for 90 days only.

除非另有說明，此報告結果僅對測試之樣品負責，同時此樣品僅保留90天。本報告未經本公司書面許可，不可部份複製。

This document is issued by the Company subject to its General Conditions of Service printed overleaf, available on request or accessible at <http://www.sgs.com.tw/Terms-and-Conditions> and for electronic format documents, subject to Terms and Conditions for Electronic Documents at <http://www.sgs.com.tw/Terms-and-Conditions>. Attention is drawn to the limitation of liability, indemnification and jurisdiction issues defined therein. Any holder of this document is advised that information contained hereon reflects the Company's findings at the time of its intervention only and within the limits of Client's instructions, if any. The Company's sole responsibility is to its Client and this document does not exonerate parties to a transaction from exercising all their rights and obligations under the transaction documents. This document cannot be reproduced except in full, without prior written approval of the Company. Any unauthorized alteration, forgery or falsification of the content or appearance of this document is unlawful and offenders may be prosecuted to the fullest extent of the law.

12 SAR MEASUREMENT RESULTS

ID: 001

Report No. :TESA2404000176EN

Measurement Report_WLAN 802.11b_Body_Bottom Surface_CH 1_0mm_Main

Ambient temperature: 22.5°C; Liquid temperature: 22.3°C

Exposure Conditions

Phantom Section, TSL	Position, Test Distance [mm]	Frequency [MHz], Channel Number	Conversion Factor	TSL Conductivity [S/m]	TSL Permittivity
Flat, HSL	Bottom Surface, 0.00	2412.0, 1	6.86	1.811	39.751

Hardware Setup

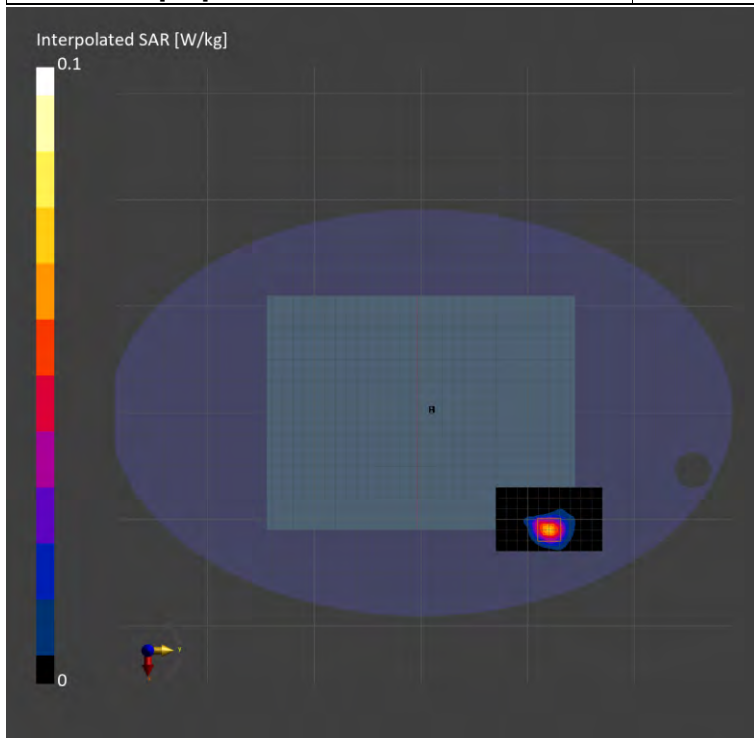
Phantom	Probe, Calibration Date	DAE, Calibration Date
ELI	EX3DV4 - SN7823, 2023-08-11	DAE4 Sn1824, 2023-08-08

Scans Setup

	Area Scan	Zoom Scan
Grid Extents [mm]	60.0 x 100.0	30.0 x 30.0 x 30.0
Grid Steps [mm]	10.0 x 10.0	5.0 x 5.0 x 1.5
Sensor Surface [mm]	3.0	1.4

Measurement Results

	Area Scan	Zoom Scan
Date	2024-04-15	2024-04-15
psSAR1g [W/kg]	0.052	0.054
psSAR8g [W/kg]	0.026	0.027
psSAR10g [W/kg]	0.024	0.024
Power Drift [dB]	0.05	-0.05
M2/M1 [%]		78.7
Dist 3dB Peak [mm]		9.0



Unless otherwise stated the results shown in this test report refer only to the sample(s) tested and such sample(s) are retained for 90 days only.

除非另有說明，此報告結果僅對測試之樣品負責，同時此樣品僅保留90天。本報告未經本公司書面許可，不可部份複製。

This document is issued by the Company subject to its General Conditions of Service printed overleaf, available on request or accessible at <http://www.sgs.com.tw/Terms-and-Conditions> and for electronic format documents, subject to Terms and Conditions for Electronic Documents at <http://www.sgs.com.tw/Terms-and-Conditions>. Attention is drawn to the limitation of liability, indemnification and jurisdiction issues defined therein. Any holder of this document is advised that information contained hereon reflects the Company's findings at the time of its intervention only and within the limits of Client's instructions, if any. The Company's sole responsibility is to its Client and this document does not exonerate parties to a transaction from exercising all their rights and obligations under the transaction documents. This document cannot be reproduced except in full, without prior written approval of the Company. Any unauthorized alteration, forgery or falsification of the content or appearance of this document is unlawful and offenders may be prosecuted to the fullest extent of the law.

SGS Taiwan Ltd.

No.134,Wu Kung Road, New Taipei Industrial Park, Wuku District, New Taipei City, Taiwan/新北市五股區新北產業園區五工路 134 號

台灣檢驗科技股份有限公司

t (886-2) 2299-3279

f (886-2) 2298-0488

www.sgs.com.tw

Member of SGS Group

ID: 002

Report No. :TESA2404000176EN

Measurement Report_WLAN 802.11ac(80M) 5.2G_Body_Bottom Surface_CH 42_0mm_Main

Ambient temperature: 22.2°C; Liquid temperature: 22.0°C

Exposure Conditions

Phantom Section, TSL	Position, Test Distance [mm]	Frequency [MHz],Channel Number	Conversion Factor	TSL Conductivity [S/m]	TSL Permittivity
Flat, HSL	Bottom Surface, 0.00	5210.0, 42	5.3	4.803	36.468

Hardware Setup

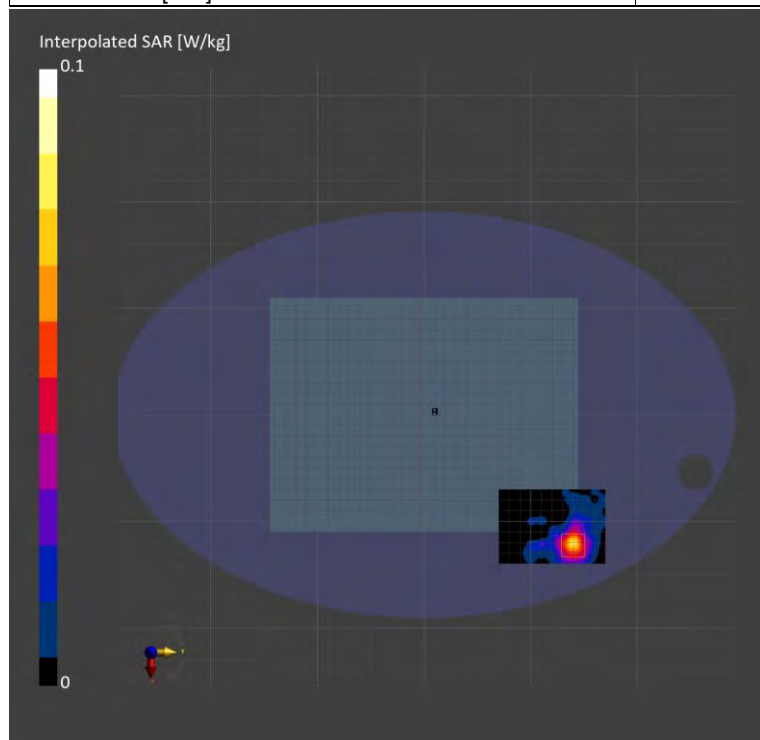
Phantom	Probe, Calibration Date	DAE, Calibration Date
ELI	EX3DV4 - SN7823, 2023-08-11	DAE4 Sn1824, 2023-08-08

Scans Setup

	Area Scan	Zoom Scan
Grid Extents [mm]	60.0 x 100.0	22.0 x 22.0 x 22.0
Grid Steps [mm]	10.0 x 10.0	4.0 x 4.0 x 1.4
Sensor Surface [mm]	3.0	1.4

Measurement Results

	Area Scan	Zoom Scan
Date	2024-04-16	2024-04-16
psSAR1g [W/kg]	0.054	0.056
psSAR8g [W/kg]	0.023	0.023
psSAR10g [W/kg]	0.020	0.021
Power Drift [dB]	-0.04	0.08
M2/M1 [%]		65.9
Dist 3dB Peak [mm]		9.0



Unless otherwise stated the results shown in this test report refer only to the sample(s) tested and such sample(s) are retained for 90 days only.

除非另有說明，此報告結果僅對測試之樣品負責，同時此樣品僅保留90天。本報告未經本公司書面許可，不可部份複製。

This document is issued by the Company subject to its General Conditions of Service printed overleaf, available on request or accessible at <http://www.sgs.com.tw/Terms-and-Conditions> and for electronic format documents, subject to Terms and Conditions for Electronic Documents at <http://www.sgs.com.tw/Terms-and-Conditions>. Attention is drawn to the limitation of liability, indemnification and jurisdiction issues defined therein. Any holder of this document is advised that information contained hereon reflects the Company's findings at the time of its intervention only and within the limits of Client's instructions, if any. The Company's sole responsibility is to its Client and this document does not exonerate parties to a transaction from exercising all their rights and obligations under the transaction documents. This document cannot be reproduced except in full, without prior written approval of the Company. Any unauthorized alteration, forgery or falsification of the content or appearance of this document is unlawful and offenders may be prosecuted to the fullest extent of the law.

SGS Taiwan Ltd.

No.134,Wu Kung Road, New Taipei Industrial Park, Wuku District, New Taipei City, Taiwan/新北市五股區新北產業園區五工路 134 號

台灣檢驗科技股份有限公司

t (886-2) 2299-3279

f (886-2) 2298-0488

www.sgs.com.tw

Member of SGS Group

ID: 003

Report No. :TESA2404000176EN

Measurement Report_WLAN 802.11ac(80M) 5.3G_Body_Bottom Surface_CH 58_0mm_Main

Ambient temperature: 22.2°C; Liquid temperature: 22.0°C

Exposure Conditions

Phantom Section, TSL	Position, Test Distance [mm]	Frequency [MHz].Channel Number	Conversion Factor	TSL Conductivity [S/m]	TSL Permittivity
Flat, HSL	Bottom Surface, 0.00	5290.0, 58	5.09	4.882	36.34

Hardware Setup

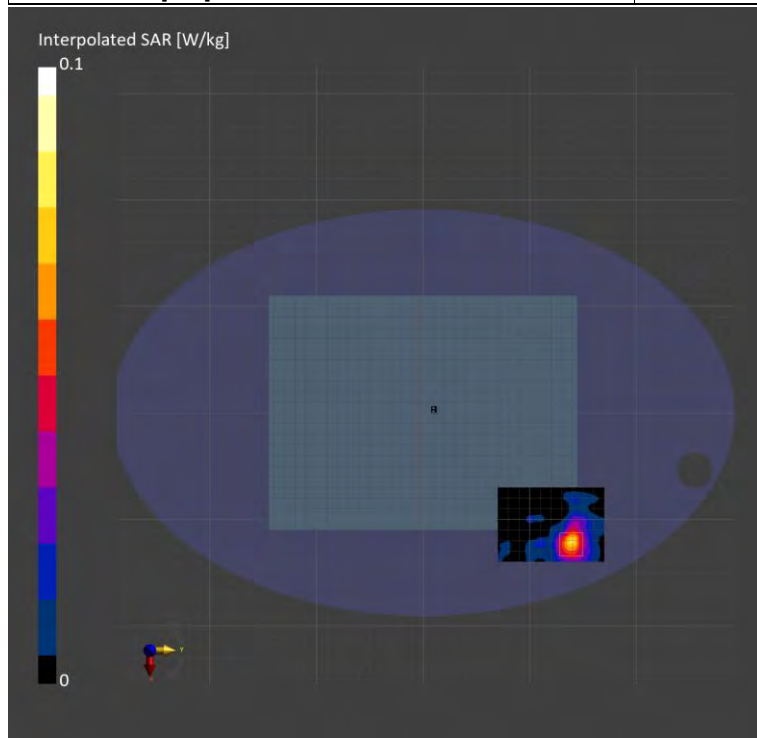
Phantom	Probe, Calibration Date	DAE, Calibration Date
ELI	EX3DV4 - SN7823, 2023-08-11	DAE4 Sn1824, 2023-08-08

Scans Setup

	Area Scan	Zoom Scan
Grid Extents [mm]	60.0 x 100.0	22.0 x 22.0 x 22.0
Grid Steps [mm]	10.0 x 10.0	4.0 x 4.0 x 1.4
Sensor Surface [mm]	3.0	1.4

Measurement Results

	Area Scan	Zoom Scan
Date	2024-04-16	2024-04-16
psSAR1g [W/kg]	0.054	0.059
psSAR8g [W/kg]	0.023	0.025
psSAR10g [W/kg]	0.020	0.022
Power Drift [dB]	0.11	-0.13
M2/M1 [%]		61.6
Dist 3dB Peak [mm]		9.0



Unless otherwise stated the results shown in this test report refer only to the sample(s) tested and such sample(s) are retained for 90 days only.

除非另有說明，此報告結果僅對測試之樣品負責，同時此樣品僅保留90天。本報告未經本公司書面許可，不可部份複製。

This document is issued by the Company subject to its General Conditions of Service printed overleaf, available on request or accessible at <http://www.sgs.com.tw/Terms-and-Conditions> and for electronic format documents, subject to Terms and Conditions for Electronic Documents at <http://www.sgs.com.tw/Terms-and-Conditions>. Attention is drawn to the limitation of liability, indemnification and jurisdiction issues defined therein. Any holder of this document is advised that information contained hereon reflects the Company's findings at the time of its intervention only and within the limits of Client's instructions, if any. The Company's sole responsibility is to its Client and this document does not exonerate parties to a transaction from exercising all their rights and obligations under the transaction documents. This document cannot be reproduced except in full, without prior written approval of the Company. Any unauthorized alteration, forgery or falsification of the content or appearance of this document is unlawful and offenders may be prosecuted to the fullest extent of the law.

SGS Taiwan Ltd.

No.134,Wu Kung Road, New Taipei Industrial Park, Wuku District, New Taipei City, Taiwan/新北市五股區新北產業園區五工路 134 號

台灣檢驗科技股份有限公司

t (886-2) 2299-3279

f (886-2) 2298-0488

www.sgs.com.tw

Member of SGS Group

ID: 004

Report No. :TESA2404000176EN

Measurement Report_WLAN 802.11ac(160M) 5.6G_Body_Bottom Surface_CH 114_0mm_Main

Ambient temperature: 22.3°C; Liquid temperature: 21.9°C

Exposure Conditions

Phantom Section, TSL	Position, Test Distance [mm]	Frequency [MHz].Channel Number	Conversion Factor	TSL Conductivity [S/m]	TSL Permittivity
Flat, HSL	Bottom Surface, 0.00	5570.0, 114	4.45	5.16	36.217

Hardware Setup

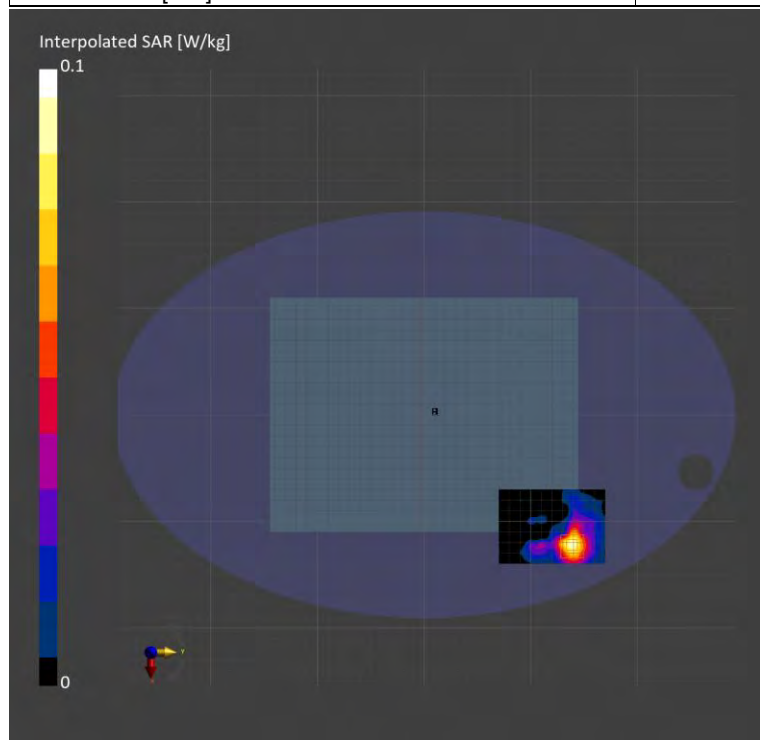
Phantom	Probe, Calibration Date	DAE, Calibration Date
ELI	EX3DV4 - SN7823, 2023-08-11	DAE4 Sn1824, 2023-08-08

Scans Setup

	Area Scan	Zoom Scan
Grid Extents [mm]	60.0 x 100.0	22.0 x 22.0 x 22.0
Grid Steps [mm]	10.0 x 10.0	4.0 x 4.0 x 1.4
Sensor Surface [mm]	3.0	1.4

Measurement Results

	Area Scan	Zoom Scan
Date	2024-04-17	2024-04-17
psSAR1g [W/kg]	0.067	0.071
psSAR8g [W/kg]	0.029	0.030
psSAR10g [W/kg]	0.026	0.027
Power Drift [dB]	-0.03	-0.03
M2/M1 [%]		65.2
Dist 3dB Peak [mm]		10.1



Unless otherwise stated the results shown in this test report refer only to the sample(s) tested and such sample(s) are retained for 90 days only.

除非另有說明，此報告結果僅對測試之樣品負責，同時此樣品僅保留90天。本報告未經本公司書面許可，不可部份複製。

This document is issued by the Company subject to its General Conditions of Service printed overleaf, available on request or accessible at <http://www.sgs.com.tw/Terms-and-Conditions> and for electronic format documents, subject to Terms and Conditions for Electronic Documents at <http://www.sgs.com.tw/Terms-and-Conditions>. Attention is drawn to the limitation of liability, indemnification and jurisdiction issues defined therein. Any holder of this document is advised that information contained hereon reflects the Company's findings at the time of its intervention only and within the limits of Client's instructions, if any. The Company's sole responsibility is to its Client and this document does not exonerate parties to a transaction from exercising all their rights and obligations under the transaction documents. This document cannot be reproduced except in full, without prior written approval of the Company. Any unauthorized alteration, forgery or falsification of the content or appearance of this document is unlawful and offenders may be prosecuted to the fullest extent of the law.

SGS Taiwan Ltd.

No.134,Wu Kung Road, New Taipei Industrial Park, Wuku District, New Taipei City, Taiwan/新北市五股區新北產業園區五工路 134 號

台灣檢驗科技股份有限公司

t (886-2) 2299-3279

f (886-2) 2298-0488

www.sgs.com.tw

Member of SGS Group

ID: 005

Report No. :TESA2404000176EN

Measurement Report_WLAN 802.11ac(80M) 5.8G_Body_Bottom Surface_CH 155_0mm_Main

Ambient temperature: 22.2°C; Liquid temperature: 21.8°C

Exposure Conditions

Phantom Section, TSL	Position, Test Distance [mm]	Frequency [MHz].Channel Number	Conversion Factor	TSL Conductivity [S/m]	TSL Permittivity
Flat, HSL	Bottom Surface, 0.00	5775.0, 155	4.57	5.371	35.93

Hardware Setup

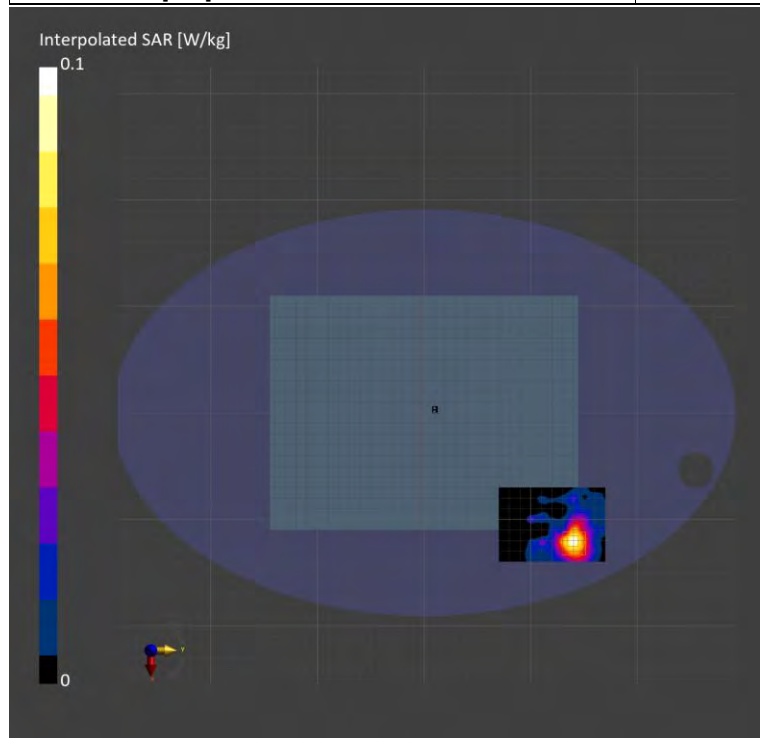
Phantom	Probe, Calibration Date	DAE, Calibration Date
ELI	EX3DV4 - SN7823, 2023-08-11	DAE4 Sn1824, 2023-08-08

Scans Setup

	Area Scan	Zoom Scan
Grid Extents [mm]	60.0 x 100.0	22.0 x 22.0 x 22.0
Grid Steps [mm]	10.0 x 10.0	4.0 x 4.0 x 1.4
Sensor Surface [mm]	3.0	1.4

Measurement Results

	Area Scan	Zoom Scan
Date	2024-04-18	2024-04-18
psSAR1g [W/kg]	0.069	0.071
psSAR8g [W/kg]	0.029	0.029
psSAR10g [W/kg]	0.026	0.026
Power Drift [dB]	-0.03	-0.07
M2/M1 [%]		63.1
Dist 3dB Peak [mm]		8.7



Unless otherwise stated the results shown in this test report refer only to the sample(s) tested and such sample(s) are retained for 90 days only.

除非另有說明，此報告結果僅對測試之樣品負責，同時此樣品僅保留90天。本報告未經本公司書面許可，不可部份複製。

This document is issued by the Company subject to its General Conditions of Service printed overleaf, available on request or accessible at <http://www.sgs.com.tw/Terms-and-Conditions> and for electronic format documents, subject to Terms and Conditions for Electronic Documents at <http://www.sgs.com.tw/Terms-and-Conditions>. Attention is drawn to the limitation of liability, indemnification and jurisdiction issues defined therein. Any holder of this document is advised that information contained hereon reflects the Company's findings at the time of its intervention only and within the limits of Client's instructions, if any. The Company's sole responsibility is to its Client and this document does not exonerate parties to a transaction from exercising all their rights and obligations under the transaction documents. This document cannot be reproduced except in full, without prior written approval of the Company. Any unauthorized alteration, forgery or falsification of the content or appearance of this document is unlawful and offenders may be prosecuted to the fullest extent of the law.

SGS Taiwan Ltd.

No.134,Wu Kung Road, New Taipei Industrial Park, Wuku District, New Taipei City, Taiwan/新北市五股區新北產業園區五工路 134 號

台灣檢驗科技股份有限公司

t (886-2) 2299-3279

f (886-2) 2298-0488

www.sgs.com.tw

Member of SGS Group

ID: 006

Report No. :TESA2404000176EN

Measurement Report_WLAN 802.11ac(160M) 5.9G_Body_Bottom Surface_CH 163_0mm_Main

Ambient temperature: 22.2°C; Liquid temperature: 21.8°C

Exposure Conditions

Phantom Section, TSL	Position, Test Distance [mm]	Frequency [MHz],Channel Number	Conversion Factor	TSL Conductivity [S/m]	TSL Permittivity
Flat, HSL	Bottom Surface, 0.00	5815.0, 163	4.57	5.412	35.873

Hardware Setup

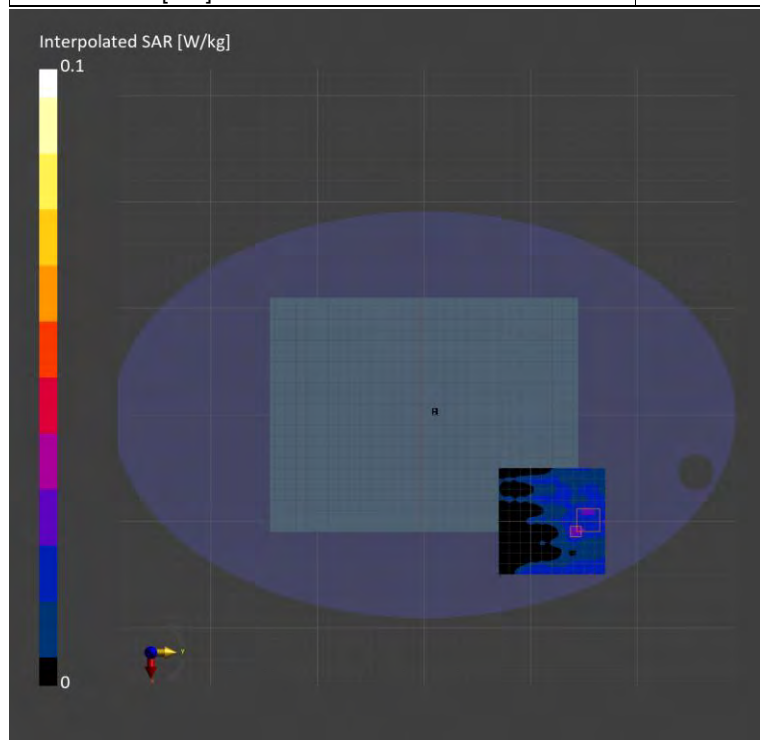
Phantom	Probe, Calibration Date	DAE, Calibration Date
ELI	EX3DV4 - SN7823, 2023-08-11	DAE4 Sn1824, 2023-08-08

Scans Setup

	Area Scan	Zoom Scan
Grid Extents [mm]	100.0 x 100.0	22.0 x 22.0 x 22.0
Grid Steps [mm]	10.0 x 10.0	4.0 x 4.0 x 1.4
Sensor Surface [mm]	3.0	1.4

Measurement Results

	Area Scan	Zoom Scan
Date	2024-04-18	2024-04-18
psSAR1g [W/kg]	0.022	0.017
psSAR8g [W/kg]	0.01	0.012
psSAR10g [W/kg]	0.009	0.012
Power Drift [dB]	0.02	-0.03
M2/M1 [%]		83.4
Dist 3dB Peak [mm]		6.2



Unless otherwise stated the results shown in this test report refer only to the sample(s) tested and such sample(s) are retained for 90 days only.

除非另有說明，此報告結果僅對測試之樣品負責，同時此樣品僅保留90天。本報告未經本公司書面許可，不可部份複製。

This document is issued by the Company subject to its General Conditions of Service printed overleaf, available on request or accessible at <http://www.sgs.com.tw/Terms-and-Conditions> and for electronic format documents, subject to Terms and Conditions for Electronic Documents at <http://www.sgs.com.tw/Terms-and-Conditions>. Attention is drawn to the limitation of liability, indemnification and jurisdiction issues defined therein. Any holder of this document is advised that information contained hereon reflects the Company's findings at the time of its intervention only and within the limits of Client's instructions, if any. The Company's sole responsibility is to its Client and this document does not exonerate parties to a transaction from exercising all their rights and obligations under the transaction documents. This document cannot be reproduced except in full, without prior written approval of the Company. Any unauthorized alteration, forgery or falsification of the content or appearance of this document is unlawful and offenders may be prosecuted to the fullest extent of the law.

SGS Taiwan Ltd.

No.134,Wu Kung Road, New Taipei Industrial Park, Wuku District, New Taipei City, Taiwan/新北市五股區新北產業園區五工路 134 號

台灣檢驗科技股份有限公司

t (886-2) 2299-3279

f (886-2) 2298-0488

www.sgs.com.tw

Member of SGS Group

ID: 007

Report No. :TESA2404000176EN

Measurement Report_WLAN 802.11b_Body_Bottom Surface_CH 11_0mm_Aux

Ambient temperature: 22.5°C; Liquid temperature: 22.3°C

Exposure Conditions

Phantom Section, TSL	Position, Test Distance [mm]	Frequency [MHz],Channel Number	Conversion Factor	TSL Conductivity [S/m]	TSL Permittivity
Flat, HSL	Bottom Surface, 0.00	2462.0, 11	6.86	1.861	39.691

Hardware Setup

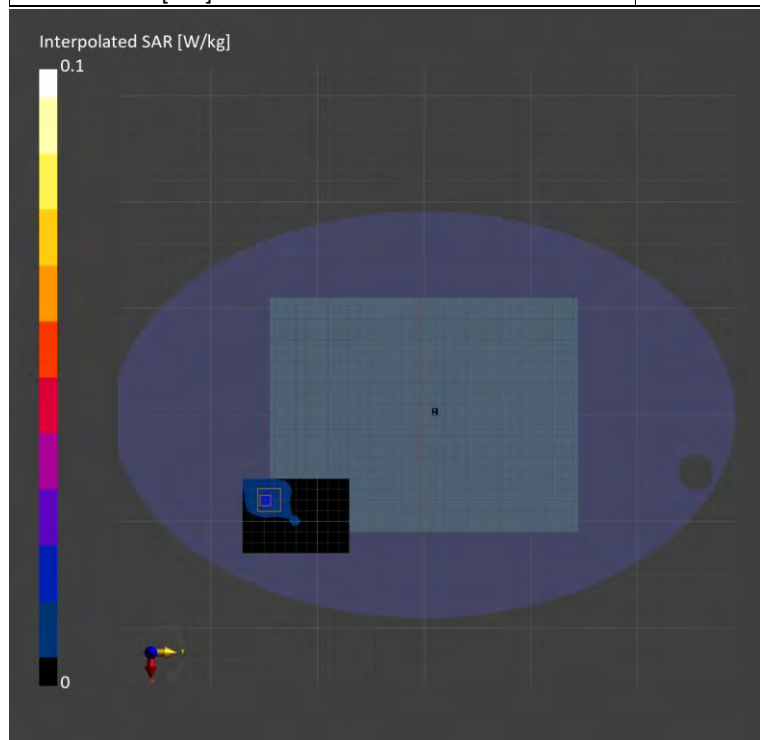
Phantom	Probe, Calibration Date	DAE, Calibration Date
ELI	EX3DV4 - SN7823, 2023-08-11	DAE4 Sn1824, 2023-08-08

Scans Setup

	Area Scan	Zoom Scan
Grid Extents [mm]	60.0 x 100.0	30.0 x 30.0 x 30.0
Grid Steps [mm]	10.0 x 10.0	5.0 x 5.0 x 1.5
Sensor Surface [mm]	3.0	1.4

Measurement Results

	Area Scan	Zoom Scan
Date	2024-04-15	2024-04-15
psSAR1g [W/kg]	0.015	0.017
psSAR8g [W/kg]	0.009	0.010
psSAR10g [W/kg]	0.008	0.01
Power Drift [dB]	-0.01	0.01
M2/M1 [%]		89.2
Dist 3dB Peak [mm]		12.6



Unless otherwise stated the results shown in this test report refer only to the sample(s) tested and such sample(s) are retained for 90 days only.

除非另有說明，此報告結果僅對測試之樣品負責，同時此樣品僅保留90天。本報告未經本公司書面許可，不可部份複製。

This document is issued by the Company subject to its General Conditions of Service printed overleaf, available on request or accessible at <http://www.sgs.com.tw/Terms-and-Conditions> and for electronic format documents, subject to Terms and Conditions for Electronic Documents at <http://www.sgs.com.tw/Terms-and-Conditions>. Attention is drawn to the limitation of liability, indemnification and jurisdiction issues defined therein. Any holder of this document is advised that information contained hereon reflects the Company's findings at the time of its intervention only and within the limits of Client's instructions, if any. The Company's sole responsibility is to its Client and this document does not exonerate parties to a transaction from exercising all their rights and obligations under the transaction documents. This document cannot be reproduced except in full, without prior written approval of the Company. Any unauthorized alteration, forgery or falsification of the content or appearance of this document is unlawful and offenders may be prosecuted to the fullest extent of the law.

SGS Taiwan Ltd.

No.134,Wu Kung Road, New Taipei Industrial Park, Wuku District, New Taipei City, Taiwan/新北市五股區新北產業園區五工路 134 號

台灣檢驗科技股份有限公司

t (886-2) 2299-3279

f (886-2) 2298-0488

www.sgs.com.tw

Member of SGS Group

ID: 008

Report No. :TESA2404000176EN

Measurement Report _Bluetooth(GFSK)_Body_Bottom Surface_CH 78_0mm_Aux

Ambient temperature: 22.5°C; Liquid temperature: 22.3°C

Exposure Conditions

Phantom Section, TSL	Position, Test Distance [mm]	Frequency [MHz],Channel Number	Conversion Factor	TSL Conductivity [S/m]	TSL Permittivity
Flat, HSL	Bottom Surface, 0.00	2480.0, 78	6.86	1.88	39.669

Hardware Setup

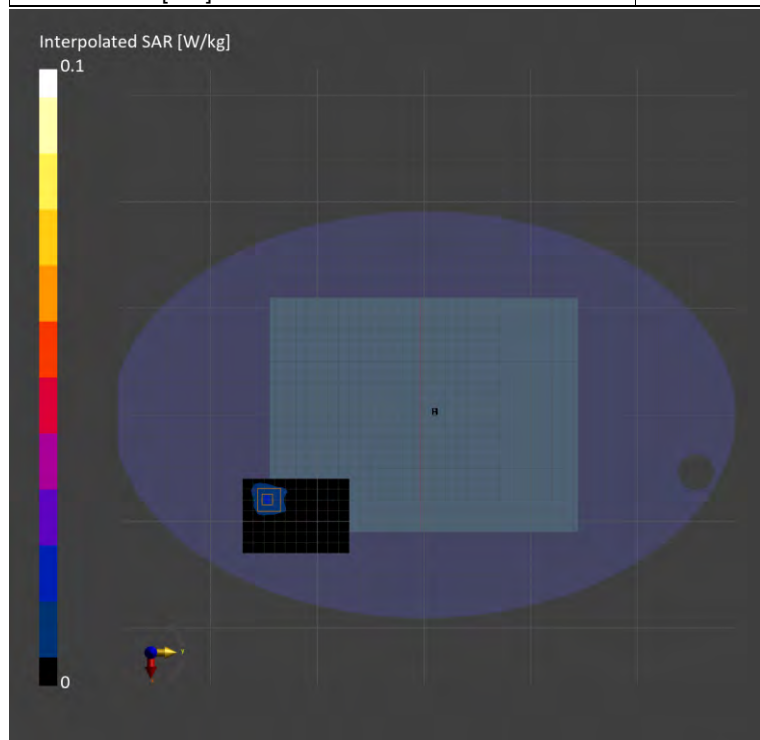
Phantom	Probe, Calibration Date	DAE, Calibration Date
ELI	EX3DV4 - SN7823, 2023-08-11	DAE4 Sn1824, 2023-08-08

Scans Setup

	Area Scan	Zoom Scan
Grid Extents [mm]	60.0 x 100.0	30.0 x 30.0 x 30.0
Grid Steps [mm]	10.0 x 10.0	5.0 x 5.0 x 1.5
Sensor Surface [mm]	3.0	1.4

Measurement Results

	Area Scan	Zoom Scan
Date	2024-04-15	2024-04-15
psSAR1g [W/kg]	0.014	0.011
psSAR8g [W/kg]	0.008	0.006
psSAR10g [W/kg]	0.007	0.005
Power Drift [dB]	0.08	0.04
M2/M1 [%]		75.4
Dist 3dB Peak [mm]		14.0



Unless otherwise stated the results shown in this test report refer only to the sample(s) tested and such sample(s) are retained for 90 days only.

除非另有說明，此報告結果僅對測試之樣品負責，同時此樣品僅保留90天。本報告未經本公司書面許可，不可部份複製。

This document is issued by the Company subject to its General Conditions of Service printed overleaf, available on request or accessible at <http://www.sgs.com.tw/Terms-and-Conditions> and for electronic format documents, subject to Terms and Conditions for Electronic Documents at <http://www.sgs.com.tw/Terms-and-Conditions>. Attention is drawn to the limitation of liability, indemnification and jurisdiction issues defined therein. Any holder of this document is advised that information contained hereon reflects the Company's findings at the time of its intervention only and within the limits of Client's instructions, if any. The Company's sole responsibility is to its Client and this document does not exonerate parties to a transaction from exercising all their rights and obligations under the transaction documents. This document cannot be reproduced except in full, without prior written approval of the Company. Any unauthorized alteration, forgery or falsification of the content or appearance of this document is unlawful and offenders may be prosecuted to the fullest extent of the law.

SGS Taiwan Ltd.

No.134,Wu Kung Road, New Taipei Industrial Park, Wuku District, New Taipei City, Taiwan/新北市五股區新北產業園區五工路 134 號

台灣檢驗科技股份有限公司

t (886-2) 2299-3279

f (886-2) 2298-0488

www.sgs.com.tw

Member of SGS Group

ID: 009

Report No. :TESA2404000176EN

Measurement Report_WLAN 802.11ac(80M) 5.2G_Body_Bottom Surface_CH 42_0mm_Aux

Ambient temperature: 22.2°C; Liquid temperature: 22.0°C

Exposure Conditions

Phantom Section, TSL	Position, Test Distance [mm]	Frequency [MHz],Channel Number	Conversion Factor	TSL Conductivity [S/m]	TSL Permittivity
Flat, HSL	Bottom Surface, 0.00	5210.0, 42	5.3	4.803	36.468

Hardware Setup

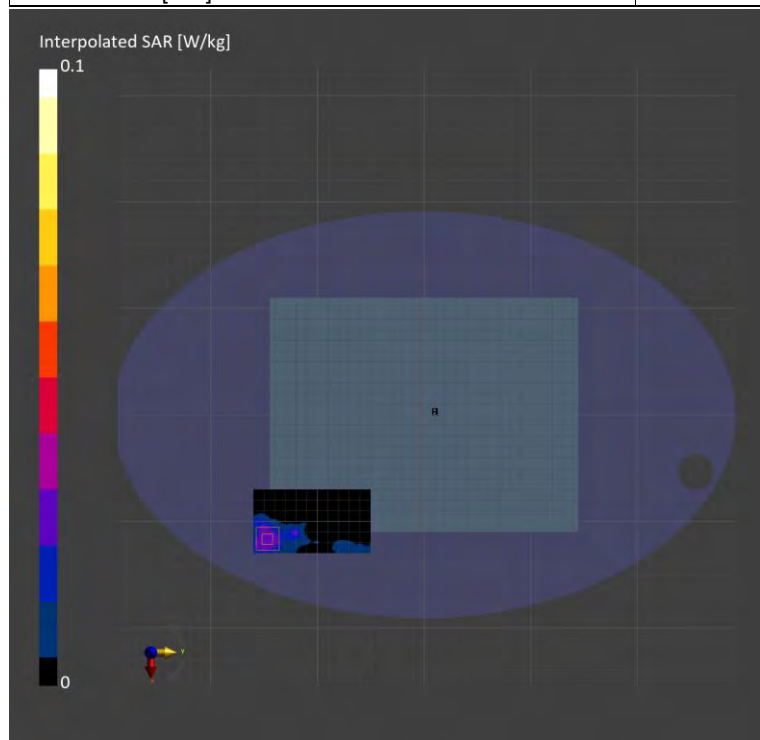
Phantom	Probe, Calibration Date	DAE, Calibration Date
ELI	EX3DV4 - SN7823, 2023-08-11	DAE4 Sn1824, 2023-08-08

Scans Setup

	Area Scan	Zoom Scan
Grid Extents [mm]	60.0 x 100.0	22.0 x 22.0 x 22.0
Grid Steps [mm]	10.0 x 10.0	4.0 x 4.0 x 1.4
Sensor Surface [mm]	3.0	1.4

Measurement Results

	Area Scan	Zoom Scan
Date	2024-04-16	2024-04-16
psSAR1g [W/kg]	0.025	0.024
psSAR8g [W/kg]	0.012	0.011
psSAR10g [W/kg]	0.010	0.009
Power Drift [dB]	-0.12	0.12
M2/M1 [%]		65.4
Dist 3dB Peak [mm]		7.6



Unless otherwise stated the results shown in this test report refer only to the sample(s) tested and such sample(s) are retained for 90 days only.

除非另有說明，此報告結果僅對測試之樣品負責，同時此樣品僅保留90天。本報告未經本公司書面許可，不可部份複製。

This document is issued by the Company subject to its General Conditions of Service printed overleaf, available on request or accessible at <http://www.sgs.com.tw/Terms-and-Conditions> and for electronic format documents, subject to Terms and Conditions for Electronic Documents at <http://www.sgs.com.tw/Terms-and-Conditions>. Attention is drawn to the limitation of liability, indemnification and jurisdiction issues defined therein. Any holder of this document is advised that information contained hereon reflects the Company's findings at the time of its intervention only and within the limits of Client's instructions, if any. The Company's sole responsibility is to its Client and this document does not exonerate parties to a transaction from exercising all their rights and obligations under the transaction documents. This document cannot be reproduced except in full, without prior written approval of the Company. Any unauthorized alteration, forgery or falsification of the content or appearance of this document is unlawful and offenders may be prosecuted to the fullest extent of the law.

SGS Taiwan Ltd.

No.134,Wu Kung Road, New Taipei Industrial Park, Wuku District, New Taipei City, Taiwan/新北市五股區新北產業園區五工路 134 號

台灣檢驗科技股份有限公司

t (886-2) 2299-3279

f (886-2) 2298-0488

www.sgs.com.tw

Member of SGS Group

ID: 010

Report No. :TESA2404000176EN

Measurement Report_WLAN 802.11ac(80M) 5.3G_Body_Bottom Surface_CH 58_0mm_Aux

Ambient temperature: 22.2°C; Liquid temperature: 22.0°C

Exposure Conditions

Phantom Section, TSL	Position, Test Distance [mm]	Frequency [MHz].Channel Number	Conversion Factor	TSL Conductivity [S/m]	TSL Permittivity
Flat, HSL	Bottom Surface, 0.00	5290.0, 58	5.09	4.882	36.34

Hardware Setup

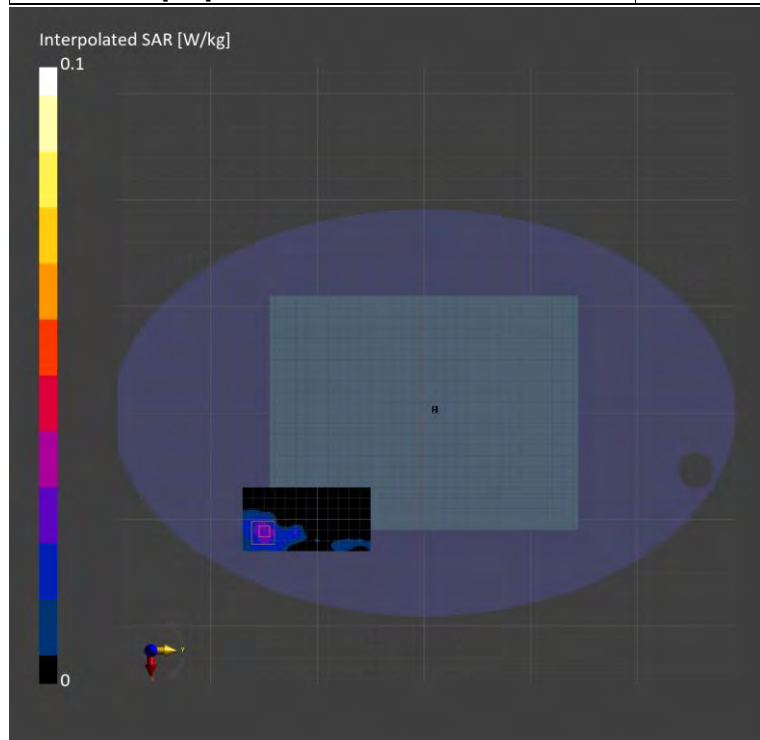
Phantom	Probe, Calibration Date	DAE, Calibration Date
ELI	EX3DV4 - SN7823, 2023-08-11	DAE4 Sn1824, 2023-08-08

Scans Setup

	Area Scan	Zoom Scan
Grid Extents [mm]	60.0 x 100.0	22.0 x 22.0 x 22.0
Grid Steps [mm]	10.0 x 10.0	4.0 x 4.0 x 1.4
Sensor Surface [mm]	3.0	1.4

Measurement Results

	Area Scan	Zoom Scan
Date	2024-04-16	2024-04-16
psSAR1g [W/kg]	0.024	0.025
psSAR8g [W/kg]	0.011	0.010
psSAR10g [W/kg]	0.01	0.009
Power Drift [dB]	-0.09	0.07
M2/M1 [%]		62.0
Dist 3dB Peak [mm]		11.2



Unless otherwise stated the results shown in this test report refer only to the sample(s) tested and such sample(s) are retained for 90 days only.

除非另有說明，此報告結果僅對測試之樣品負責，同時此樣品僅保留90天。本報告未經本公司書面許可，不可部份複製。

This document is issued by the Company subject to its General Conditions of Service printed overleaf, available on request or accessible at <http://www.sgs.com.tw/Terms-and-Conditions> and for electronic format documents, subject to Terms and Conditions for Electronic Documents at <http://www.sgs.com.tw/Terms-and-Conditions>. Attention is drawn to the limitation of liability, indemnification and jurisdiction issues defined therein. Any holder of this document is advised that information contained hereon reflects the Company's findings at the time of its intervention only and within the limits of Client's instructions, if any. The Company's sole responsibility is to its Client and this document does not exonerate parties to a transaction from exercising all their rights and obligations under the transaction documents. This document cannot be reproduced except in full, without prior written approval of the Company. Any unauthorized alteration, forgery or falsification of the content or appearance of this document is unlawful and offenders may be prosecuted to the fullest extent of the law.

SGS Taiwan Ltd.

No.134,Wu Kung Road, New Taipei Industrial Park, Wuku District, New Taipei City, Taiwan/新北市五股區新北產業園區五工路 134 號

台灣檢驗科技股份有限公司

t (886-2) 2299-3279

f (886-2) 2298-0488

www.sgs.com.tw

Member of SGS Group

ID: 011

Report No. :TESA2404000176EN

Measurement Report_WLAN 802.11ac(160M) 5.6G_Body_Bottom Surface_CH 114_0mm_Aux

Ambient temperature: 22.3°C; Liquid temperature: 21.9°C

Exposure Conditions

Phantom Section, TSL	Position, Test Distance [mm]	Frequency [MHz].Channel Number	Conversion Factor	TSL Conductivity [S/m]	TSL Permittivity
Flat, HSL	Bottom Surface, 0.00	5570.0, 114	4.45	5.16	36.217

Hardware Setup

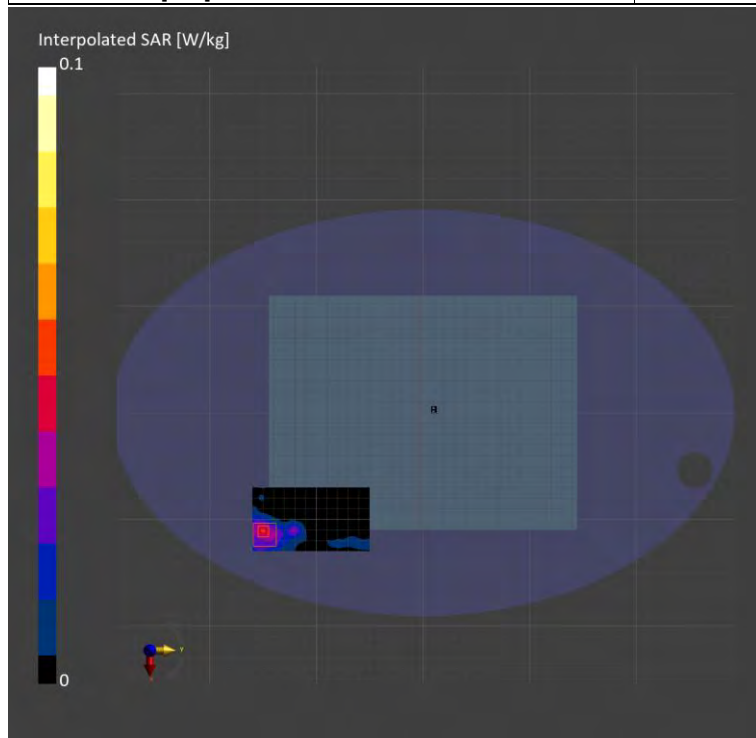
Phantom	Probe, Calibration Date	DAE, Calibration Date
ELI	EX3DV4 - SN7823, 2023-08-11	DAE4 Sn1824, 2023-08-08

Scans Setup

	Area Scan	Zoom Scan
Grid Extents [mm]	60.0 x 100.0	22.0 x 22.0 x 22.0
Grid Steps [mm]	10.0 x 10.0	4.0 x 4.0 x 1.4
Sensor Surface [mm]	3.0	1.4

Measurement Results

	Area Scan	Zoom Scan
Date	2024-04-17	2024-04-17
psSAR1g [W/kg]	0.035	0.034
psSAR8g [W/kg]	0.015	0.014
psSAR10g [W/kg]	0.013	0.012
Power Drift [dB]	0.05	0.03
M2/M1 [%]		74.5
Dist 3dB Peak [mm]		9.6



Unless otherwise stated the results shown in this test report refer only to the sample(s) tested and such sample(s) are retained for 90 days only.

除非另有說明，此報告結果僅對測試之樣品負責，同時此樣品僅保留90天。本報告未經本公司書面許可，不可部份複製。

This document is issued by the Company subject to its General Conditions of Service printed overleaf, available on request or accessible at <http://www.sgs.com.tw/Terms-and-Conditions> and for electronic format documents, subject to Terms and Conditions for Electronic Documents at <http://www.sgs.com.tw/Terms-and-Conditions>. Attention is drawn to the limitation of liability, indemnification and jurisdiction issues defined therein. Any holder of this document is advised that information contained hereon reflects the Company's findings at the time of its intervention only and within the limits of Client's instructions, if any. The Company's sole responsibility is to its Client and this document does not exonerate parties to a transaction from exercising all their rights and obligations under the transaction documents. This document cannot be reproduced except in full, without prior written approval of the Company. Any unauthorized alteration, forgery or falsification of the content or appearance of this document is unlawful and offenders may be prosecuted to the fullest extent of the law.

SGS Taiwan Ltd.

No.134,Wu Kung Road, New Taipei Industrial Park, Wuku District, New Taipei City, Taiwan/新北市五股區新北產業園區五工路 134 號

台灣檢驗科技股份有限公司

t (886-2) 2299-3279

f (886-2) 2298-0488

www.sgs.com.tw

Member of SGS Group

ID: 012

Report No. :TESA2404000176EN

Measurement Report_WLAN 802.11ac(80M) 5.8G_Body_Bottom Surface_CH 155_0mm_Aux

Ambient temperature: 22.2°C; Liquid temperature: 21.8°C

Exposure Conditions

Phantom Section, TSL	Position, Test Distance [mm]	Frequency [MHz].Channel Number	Conversion Factor	TSL Conductivity [S/m]	TSL Permittivity
Flat, HSL	Bottom Surface, 0.00	5775.0, 155	4.57	5.371	35.93

Hardware Setup

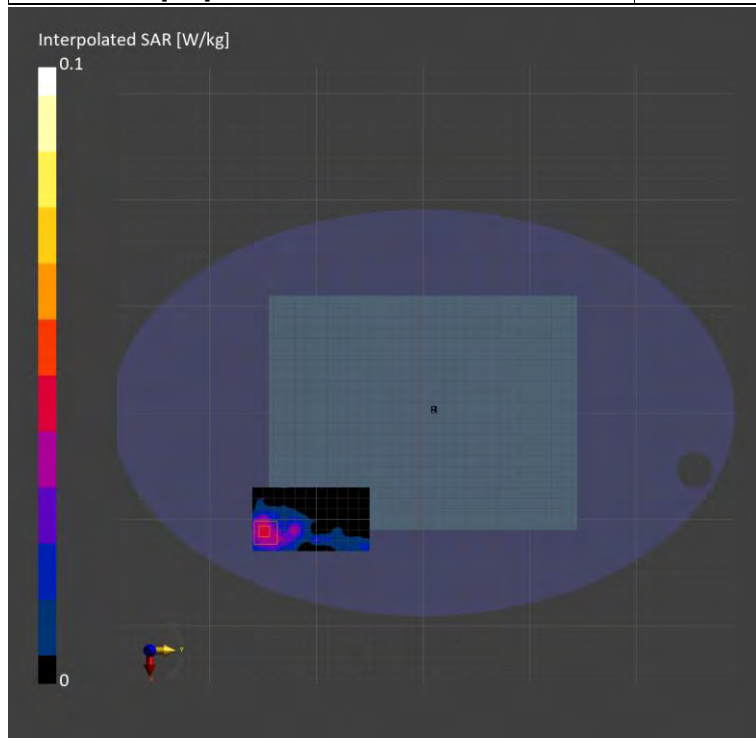
Phantom	Probe, Calibration Date	DAE, Calibration Date
ELI	EX3DV4 - SN7823, 2023-08-11	DAE4 Sn1824, 2023-08-08

Scans Setup

	Area Scan	Zoom Scan
Grid Extents [mm]	60.0 x 100.0	22.0 x 22.0 x 22.0
Grid Steps [mm]	10.0 x 10.0	4.0 x 4.0 x 1.4
Sensor Surface [mm]	3.0	1.4

Measurement Results

	Area Scan	Zoom Scan
Date	2024-04-18	2024-04-18
psSAR1g [W/kg]	0.034	0.031
psSAR8g [W/kg]	0.016	0.012
psSAR10g [W/kg]	0.014	0.011
Power Drift [dB]	-0.11	0.07
M2/M1 [%]		60.1
Dist 3dB Peak [mm]		11.2



Unless otherwise stated the results shown in this test report refer only to the sample(s) tested and such sample(s) are retained for 90 days only.
除非另有說明，此報告結果僅對測試之樣品負責，同時此樣品僅保留90天。本報告未經本公司書面許可，不可部份複製。

This document is issued by the Company subject to its General Conditions of Service printed overleaf, available on request or accessible at <http://www.sgs.com.tw/Terms-and-Conditions> and for electronic format documents, subject to Terms and Conditions for Electronic Documents at <http://www.sgs.com.tw/Terms-and-Conditions>. Attention is drawn to the limitation of liability, indemnification and jurisdiction issues defined therein. Any holder of this document is advised that information contained hereon reflects the Company's findings at the time of its intervention only and within the limits of Client's instructions, if any. The Company's sole responsibility is to its Client and this document does not exonerate parties to a transaction from exercising all their rights and obligations under the transaction documents. This document cannot be reproduced except in full, without prior written approval of the Company. Any unauthorized alteration, forgery or falsification of the content or appearance of this document is unlawful and offenders may be prosecuted to the fullest extent of the law.

SGS Taiwan Ltd.

No.134,Wu Kung Road, New Taipei Industrial Park, Wuku District, New Taipei City, Taiwan/新北市五股區新北產業園區五工路 134 號

台灣檢驗科技股份有限公司

t (886-2) 2299-3279

f (886-2) 2298-0488

www.sgs.com.tw

Member of SGS Group

ID: 013

Report No. :TESA2404000176EN

Measurement Report_WLAN 802.11ac(160M) 5.9G_Body_BACK_CH 163_0mm_Aux

Ambient temperature: 22.2°C; Liquid temperature: 21.8°C

Exposure Conditions

Phantom Section, TSL	Position, Test Distance [mm]	Frequency [MHz],Channel Number	Conversion Factor	TSL Conductivity [S/m]	TSL Permittivity
Flat, HSL	Bottom Surface, 0.00	5815.0, 163	4.57	5.412	35.873

Hardware Setup

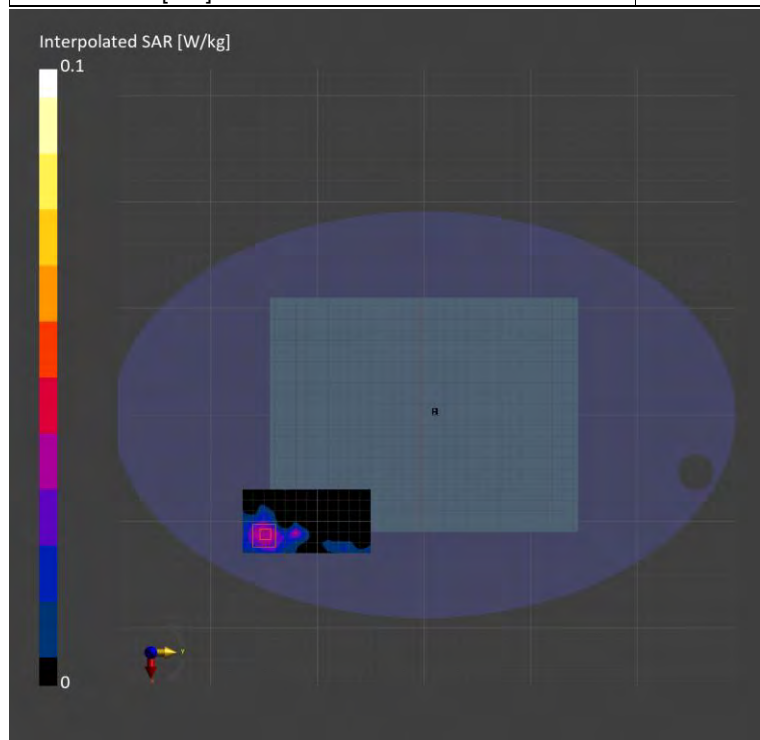
Phantom	Probe, Calibration Date	DAE, Calibration Date
ELI	EX3DV4 - SN7823, 2023-08-11	DAE4 Sn1824, 2023-08-08

Scans Setup

	Area Scan	Zoom Scan
Grid Extents [mm]	60.0 x 100.0	22.0 x 22.0 x 22.0
Grid Steps [mm]	10.0 x 10.0	4.0 x 4.0 x 1.4
Sensor Surface [mm]	3.0	1.4

Measurement Results

	Area Scan	Zoom Scan
Date	2024-04-18	2024-04-18
psSAR1g [W/kg]	0.032	0.033
psSAR8g [W/kg]	0.014	0.014
psSAR10g [W/kg]	0.013	0.012
Power Drift [dB]	0.02	0.04
M2/M1 [%]		69.2
Dist 3dB Peak [mm]		9.2



Unless otherwise stated the results shown in this test report refer only to the sample(s) tested and such sample(s) are retained for 90 days only.

除非另有說明，此報告結果僅對測試之樣品負責，同時此樣品僅保留90天。本報告未經本公司書面許可，不可部份複製。

This document is issued by the Company subject to its General Conditions of Service printed overleaf, available on request or accessible at <http://www.sgs.com.tw/Terms-and-Conditions> and for electronic format documents, subject to Terms and Conditions for Electronic Documents at <http://www.sgs.com.tw/Terms-and-Conditions>. Attention is drawn to the limitation of liability, indemnification and jurisdiction issues defined therein. Any holder of this document is advised that information contained hereon reflects the Company's findings at the time of its intervention only and within the limits of Client's instructions, if any. The Company's sole responsibility is to its Client and this document does not exonerate parties to a transaction from exercising all their rights and obligations under the transaction documents. This document cannot be reproduced except in full, without prior written approval of the Company. Any unauthorized alteration, forgery or falsification of the content or appearance of this document is unlawful and offenders may be prosecuted to the fullest extent of the law.

SGS Taiwan Ltd.

No.134,Wu Kung Road, New Taipei Industrial Park, Wuku District, New Taipei City, Taiwan/新北市五股區新北產業園區五工路 134 號

台灣檢驗科技股份有限公司

t (886-2) 2299-3279

f (886-2) 2298-0488

www.sgs.com.tw

Member of SGS Group

ID: 014

Report No. :TESA2404000176EN

Measurement Report_WLAN 802.11b_Body_Top Edge_CH 11_0mm_Main

Ambient temperature: 22.5°C; Liquid temperature: 22.3°C

Exposure Conditions

Phantom Section, TSL	Position, Test Distance [mm]	Frequency [MHz],Channel Number	Conversion Factor	TSL Conductivity [S/m]	TSL Permittivity
Flat, HSL	Top Edge, 0.00	2462.0, 11	6.86	1.861	39.691

Hardware Setup

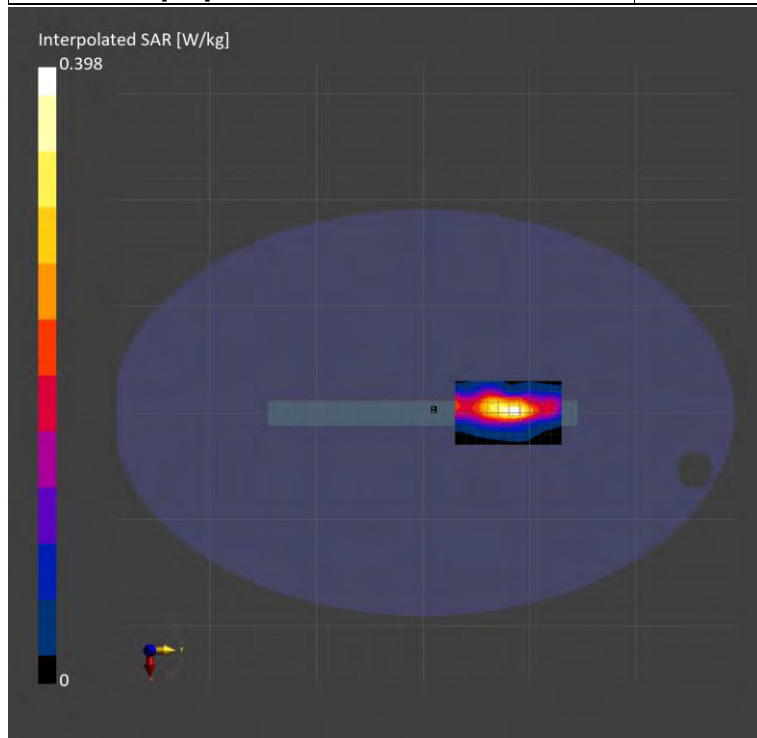
Phantom	Probe, Calibration Date	DAE, Calibration Date
ELI	EX3DV4 - SN7823, 2023-08-11	DAE4 Sn1824, 2023-08-08

Scans Setup

	Area Scan	Zoom Scan
Grid Extents [mm]	60.0 x 100.0	30.0 x 30.0 x 30.0
Grid Steps [mm]	10.0 x 10.0	4.2 x 4.2 x 1.4
Sensor Surface [mm]	3.0	1.4

Measurement Results

	Area Scan	Zoom Scan
Date	2024-04-15	2024-04-15
psSAR1g [W/kg]	0.306	0.375
psSAR8g [W/kg]	0.165	0.163
psSAR10g [W/kg]	0.151	0.148
Power Drift [dB]	-0.02	-0.02
M2/M1 [%]		71.2
Dist 3dB Peak [mm]		5.1



Unless otherwise stated the results shown in this test report refer only to the sample(s) tested and such sample(s) are retained for 90 days only.

除非另有說明，此報告結果僅對測試之樣品負責，同時此樣品僅保留90天。本報告未經本公司書面許可，不可部份複製。

This document is issued by the Company subject to its General Conditions of Service printed overleaf, available on request or accessible at <http://www.sgs.com.tw/Terms-and-Conditions> and for electronic format documents, subject to Terms and Conditions for Electronic Documents at <http://www.sgs.com.tw/Terms-and-Conditions>. Attention is drawn to the limitation of liability, indemnification and jurisdiction issues defined therein. Any holder of this document is advised that information contained hereon reflects the Company's findings at the time of its intervention only and within the limits of Client's instructions, if any. The Company's sole responsibility is to its Client and this document does not exonerate parties to a transaction from exercising all their rights and obligations under the transaction documents. This document cannot be reproduced except in full, without prior written approval of the Company. Any unauthorized alteration, forgery or falsification of the content or appearance of this document is unlawful and offenders may be prosecuted to the fullest extent of the law.

SGS Taiwan Ltd.

No.134,Wu Kung Road, New Taipei Industrial Park, Wuku District, New Taipei City, Taiwan/新北市五股區新北產業園區五工路 134 號

台灣檢驗科技股份有限公司

t (886-2) 2299-3279

f (886-2) 2298-0488

www.sgs.com.tw

Member of SGS Group

ID: 015

Report No. :TESA2404000176EN

Measurement Report_WLAN 802.11ac(80M) 5.2G_Body_Top Edge_CH 42_0mm_Main

Ambient temperature: 22.2°C; Liquid temperature: 22.0°C

Exposure Conditions

Phantom Section, TSL	Position, Test Distance [mm]	Frequency [MHz].Channel Number	Conversion Factor	TSL Conductivity [S/m]	TSL Permittivity
Flat, HSL	Top Edge, 0.00	5210.0, 42	5.3	4.803	36.468

Hardware Setup

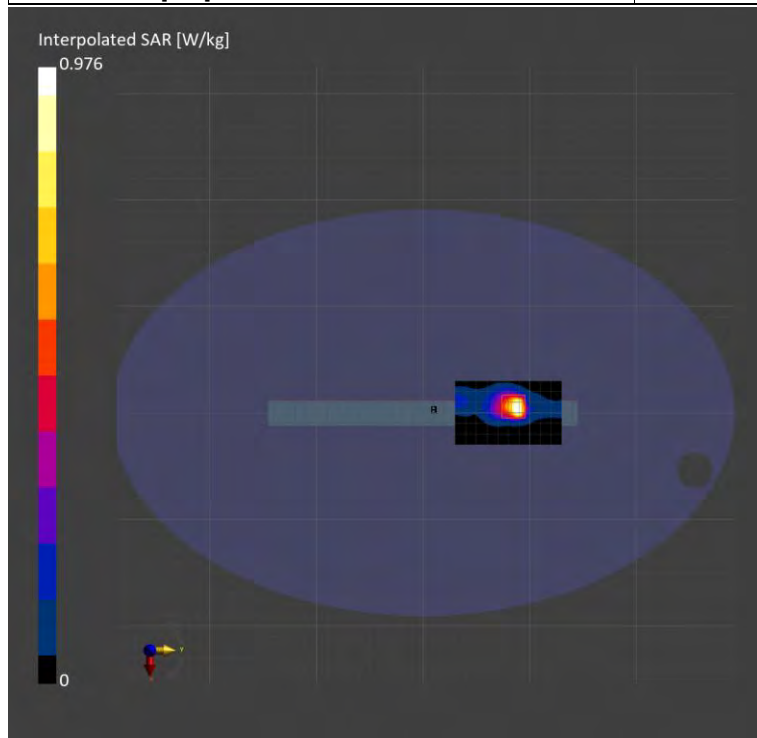
Phantom	Probe, Calibration Date	DAE, Calibration Date
ELI	EX3DV4 - SN7823, 2023-08-11	DAE4 Sn1824, 2023-08-08

Scans Setup

	Area Scan	Zoom Scan
Grid Extents [mm]	60.0 x 100.0	22.0 x 22.0 x 22.0
Grid Steps [mm]	10.0 x 10.0	4.0 x 4.0 x 1.4
Sensor Surface [mm]	3.0	1.4

Measurement Results

	Area Scan	Zoom Scan
Date	2024-04-16	2024-04-16
psSAR1g [W/kg]	0.699	0.866
psSAR8g [W/kg]	0.270	0.290
psSAR10g [W/kg]	0.237	0.252
Power Drift [dB]	0.03	-0.09
M2/M1 [%]		63.2
Dist 3dB Peak [mm]		6.4



Unless otherwise stated the results shown in this test report refer only to the sample(s) tested and such sample(s) are retained for 90 days only.

除非另有說明，此報告結果僅對測試之樣品負責，同時此樣品僅保留90天。本報告未經本公司書面許可，不可部份複製。

This document is issued by the Company subject to its General Conditions of Service printed overleaf, available on request or accessible at <http://www.sgs.com.tw/Terms-and-Conditions> and for electronic format documents, subject to Terms and Conditions for Electronic Documents at <http://www.sgs.com.tw/Terms-and-Conditions>. Attention is drawn to the limitation of liability, indemnification and jurisdiction issues defined therein. Any holder of this document is advised that information contained hereon reflects the Company's findings at the time of its intervention only and within the limits of Client's instructions, if any. The Company's sole responsibility is to its Client and this document does not exonerate parties to a transaction from exercising all their rights and obligations under the transaction documents. This document cannot be reproduced except in full, without prior written approval of the Company. Any unauthorized alteration, forgery or falsification of the content or appearance of this document is unlawful and offenders may be prosecuted to the fullest extent of the law.

SGS Taiwan Ltd.

No.134,Wu Kung Road, New Taipei Industrial Park, Wuku District, New Taipei City, Taiwan/新北市五股區新北產業園區五工路 134 號

台灣檢驗科技股份有限公司

t (886-2) 2299-3279

f (886-2) 2298-0488

www.sgs.com.tw

Member of SGS Group

ID: 016

Report No. :TESA2404000176EN

Measurement Report_WLAN 802.11ac(80M) 5.3G_Body_Top Edge_CH 58_0mm_Main

Ambient temperature: 22.2°C; Liquid temperature: 22.0°C

Exposure Conditions

Phantom Section, TSL	Position, Test Distance [mm]	Frequency [MHz],Channel Number	Conversion Factor	TSL Conductivity [S/m]	TSL Permittivity
Flat, HSL	Top Edge, 0.00	5290.0, 58	5.09	4.882	36.34

Hardware Setup

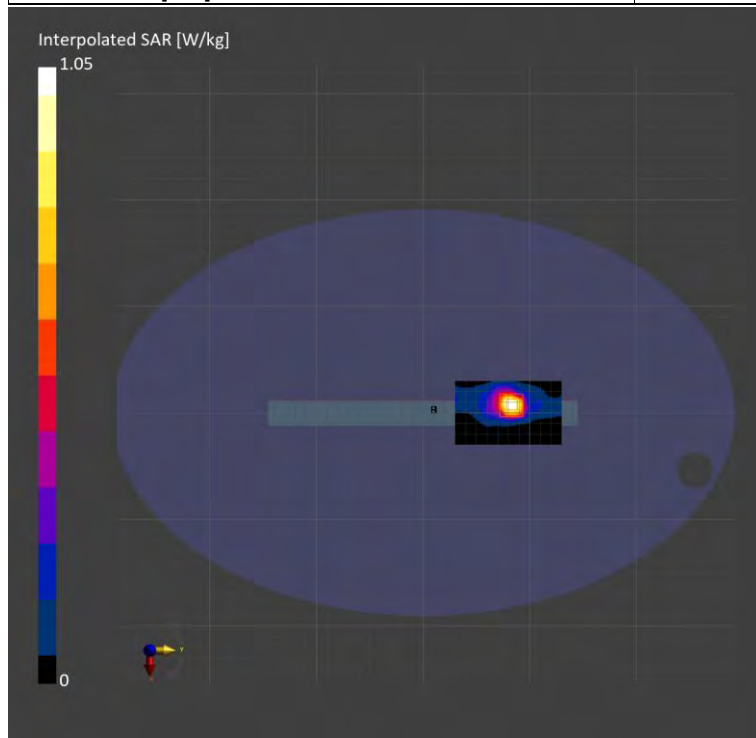
Phantom	Probe, Calibration Date	DAE, Calibration Date
ELI	EX3DV4 - SN7823, 2023-08-11	DAE4 Sn1824, 2023-08-08

Scans Setup

	Area Scan	Zoom Scan
Grid Extents [mm]	60.0 x 100.0	22.0 x 22.0 x 22.0
Grid Steps [mm]	10.0 x 10.0	4.0 x 4.0 x 1.4
Sensor Surface [mm]	3.0	1.4

Measurement Results

	Area Scan	Zoom Scan
Date	2024-04-16	2024-04-16
psSAR1g [W/kg]	0.770	0.977
psSAR8g [W/kg]	0.314	0.332
psSAR10g [W/kg]	0.278	0.289
Power Drift [dB]	0.02	0.03
M2/M1 [%]		64.9
Dist 3dB Peak [mm]		6.4



Unless otherwise stated the results shown in this test report refer only to the sample(s) tested and such sample(s) are retained for 90 days only.

除非另有說明，此報告結果僅對測試之樣品負責，同時此樣品僅保留90天。本報告未經本公司書面許可，不可部份複製。

This document is issued by the Company subject to its General Conditions of Service printed overleaf, available on request or accessible at <http://www.sgs.com.tw/Terms-and-Conditions> and for electronic format documents, subject to Terms and Conditions for Electronic Documents at <http://www.sgs.com.tw/Terms-and-Conditions>. Attention is drawn to the limitation of liability, indemnification and jurisdiction issues defined therein. Any holder of this document is advised that information contained hereon reflects the Company's findings at the time of its intervention only and within the limits of Client's instructions, if any. The Company's sole responsibility is to its Client and this document does not exonerate parties to a transaction from exercising all their rights and obligations under the transaction documents. This document cannot be reproduced except in full, without prior written approval of the Company. Any unauthorized alteration, forgery or falsification of the content or appearance of this document is unlawful and offenders may be prosecuted to the fullest extent of the law.

SGS Taiwan Ltd.

No.134,Wu Kung Road, New Taipei Industrial Park, Wuku District, New Taipei City, Taiwan/新北市五股區新北產業園區五工路 134 號

台灣檢驗科技股份有限公司

t (886-2) 2299-3279

f (886-2) 2298-0488

www.sgs.com.tw

Member of SGS Group

ID: 017

Report No. :TESA2404000176EN

Measurement Report_WLAN 802.11ac(160M) 5.6G_Body_Top Edge_CH 114_0mm_Main

Ambient temperature: 22.3°C; Liquid temperature: 21.9°C

Exposure Conditions

Phantom Section, TSL	Position, Test Distance [mm]	Frequency [MHz],Channel Number	Conversion Factor	TSL Conductivity [S/m]	TSL Permittivity
Flat, HSL	Top Edge, 0.00	5570.0, 114	4.45	5.16	36.217

Hardware Setup

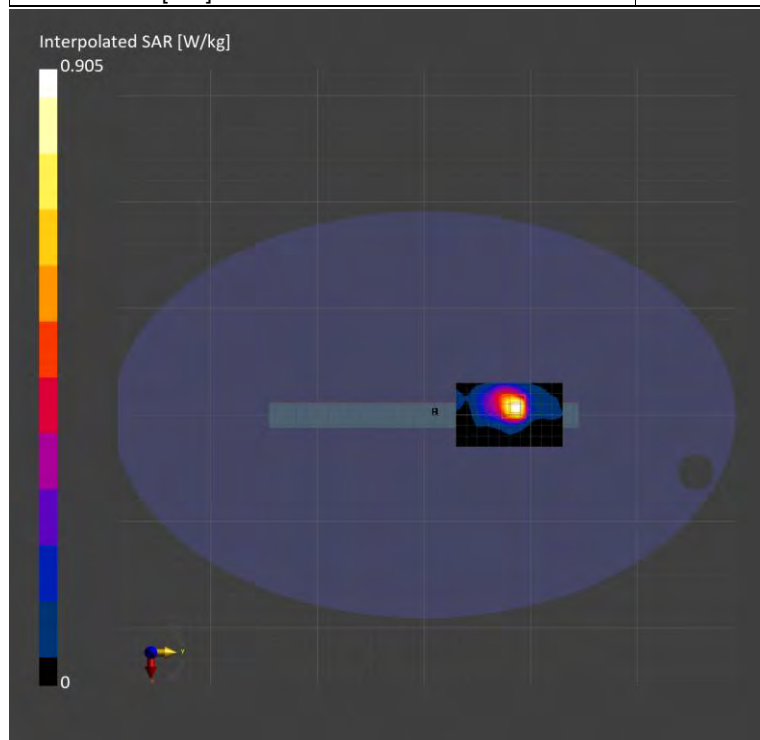
Phantom	Probe, Calibration Date	DAE, Calibration Date
ELI	EX3DV4 - SN7823, 2023-08-11	DAE4 Sn1824, 2023-08-08

Scans Setup

	Area Scan	Zoom Scan
Grid Extents [mm]	60.0 x 100.0	22.0 x 22.0 x 22.0
Grid Steps [mm]	10.0 x 10.0	4.0 x 4.0 x 1.4
Sensor Surface [mm]	3.0	1.4

Measurement Results

	Area Scan	Zoom Scan
Date	2024-04-17	2024-04-17
psSAR1g [W/kg]	0.665	0.813
psSAR8g [W/kg]	0.276	0.286
psSAR10g [W/kg]	0.245	0.251
Power Drift [dB]	0.06	-0.02
M2/M1 [%]		63.5
Dist 3dB Peak [mm]		7.2



Unless otherwise stated the results shown in this test report refer only to the sample(s) tested and such sample(s) are retained for 90 days only.

除非另有說明，此報告結果僅對測試之樣品負責，同時此樣品僅保留90天。本報告未經本公司書面許可，不可部份複製。

This document is issued by the Company subject to its General Conditions of Service printed overleaf, available on request or accessible at <http://www.sgs.com.tw/Terms-and-Conditions> and for electronic format documents, subject to Terms and Conditions for Electronic Documents at <http://www.sgs.com.tw/Terms-and-Conditions>. Attention is drawn to the limitation of liability, indemnification and jurisdiction issues defined therein. Any holder of this document is advised that information contained hereon reflects the Company's findings at the time of its intervention only and within the limits of Client's instructions, if any. The Company's sole responsibility is to its Client and this document does not exonerate parties to a transaction from exercising all their rights and obligations under the transaction documents. This document cannot be reproduced except in full, without prior written approval of the Company. Any unauthorized alteration, forgery or falsification of the content or appearance of this document is unlawful and offenders may be prosecuted to the fullest extent of the law.

SGS Taiwan Ltd.

No.134,Wu Kung Road, New Taipei Industrial Park, Wuku District, New Taipei City, Taiwan/新北市五股區新北產業園區五工路 134 號

台灣檢驗科技股份有限公司

t (886-2) 2299-3279

f (886-2) 2298-0488

www.sgs.com.tw

Member of SGS Group

ID: 018

Report No. :TESA2404000176EN

Measurement Report_WLAN 802.11ac(80M) 5.8G_Body_Top Edge_CH 155_0mm_Main

Ambient temperature: 22.2°C; Liquid temperature: 21.8°C

Exposure Conditions

Phantom Section, TSL	Position, Test Distance [mm]	Frequency [MHz],Channel Number	Conversion Factor	TSL Conductivity [S/m]	TSL Permittivity
Flat, HSL	Top Edge, 0.00	5775.0, 155	4.57	5.371	35.93

Hardware Setup

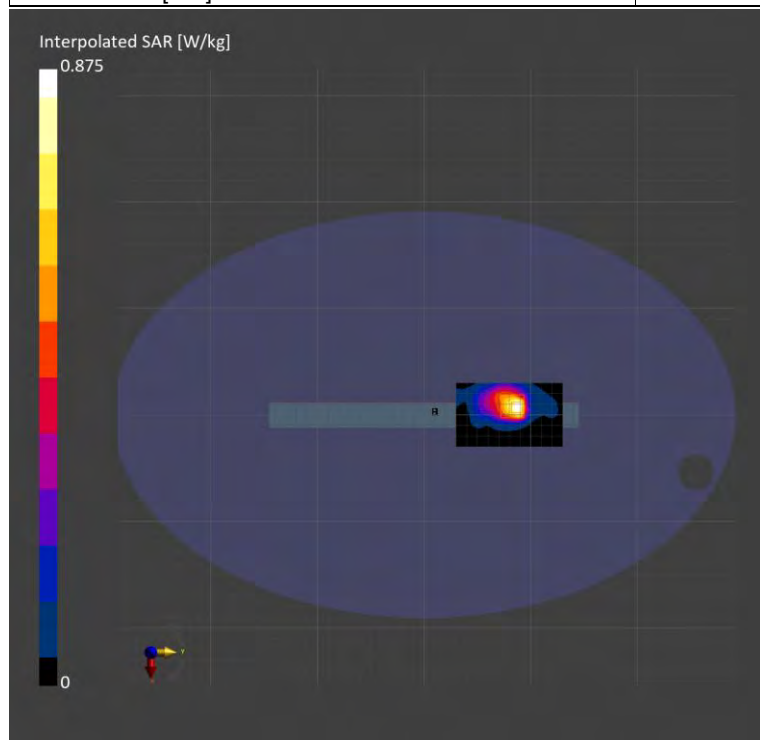
Phantom	Probe, Calibration Date	DAE, Calibration Date
ELI	EX3DV4 - SN7823, 2023-08-11	DAE4 Sn1824, 2023-08-08

Scans Setup

	Area Scan	Zoom Scan
Grid Extents [mm]	60.0 x 100.0	22.0 x 22.0 x 22.0
Grid Steps [mm]	10.0 x 10.0	4.0 x 4.0 x 1.4
Sensor Surface [mm]	3.0	1.4

Measurement Results

	Area Scan	Zoom Scan
Date	2024-04-18	2024-04-18
psSAR1g [W/kg]	0.637	0.778
psSAR8g [W/kg]	0.267	0.274
psSAR10g [W/kg]	0.239	0.242
Power Drift [dB]	0.03	-0.07
M2/M1 [%]		61.1
Dist 3dB Peak [mm]		6.9



Unless otherwise stated the results shown in this test report refer only to the sample(s) tested and such sample(s) are retained for 90 days only.

除非另有說明，此報告結果僅對測試之樣品負責，同時此樣品僅保留90天。本報告未經本公司書面許可，不可部份複製。

This document is issued by the Company subject to its General Conditions of Service printed overleaf, available on request or accessible at <http://www.sgs.com.tw/Terms-and-Conditions> and for electronic format documents, subject to Terms and Conditions for Electronic Documents at <http://www.sgs.com.tw/Terms-and-Conditions>. Attention is drawn to the limitation of liability, indemnification and jurisdiction issues defined therein. Any holder of this document is advised that information contained hereon reflects the Company's findings at the time of its intervention only and within the limits of Client's instructions, if any. The Company's sole responsibility is to its Client and this document does not exonerate parties to a transaction from exercising all their rights and obligations under the transaction documents. This document cannot be reproduced except in full, without prior written approval of the Company. Any unauthorized alteration, forgery or falsification of the content or appearance of this document is unlawful and offenders may be prosecuted to the fullest extent of the law.

SGS Taiwan Ltd.

No.134,Wu Kung Road, New Taipei Industrial Park, Wuku District, New Taipei City, Taiwan/新北市五股區新北產業園區五工路 134 號

台灣檢驗科技股份有限公司

t (886-2) 2299-3279

f (886-2) 2298-0488

www.sgs.com.tw

Member of SGS Group

ID: 019

Report No. :TESA2404000176EN

Measurement Report_WLAN 802.11ac(160M) 5.9G_Body_Top Edge_CH 163_0mm_Main

Ambient temperature: 22.2°C; Liquid temperature: 21.8°C

Exposure Conditions

Phantom Section, TSL	Position, Test Distance [mm]	Frequency [MHz].Channel Number	Conversion Factor	TSL Conductivity [S/m]	TSL Permittivity
Flat, HSL	Top Edge, 0.00	5815.0, 163	4.57	5.412	35.873

Hardware Setup

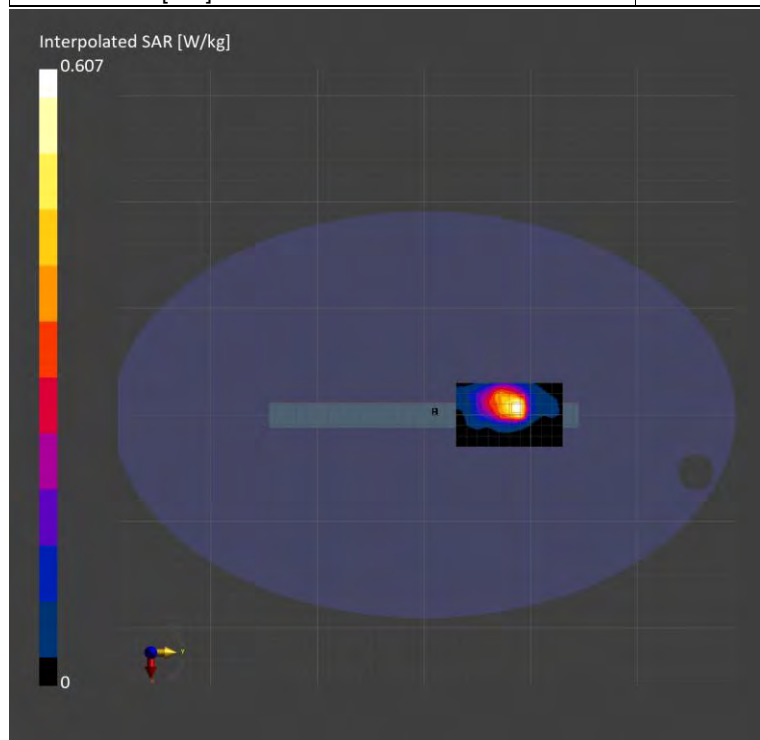
Phantom	Probe, Calibration Date	DAE, Calibration Date
ELI	EX3DV4 - SN7823, 2023-08-11	DAE4 Sn1824, 2023-08-08

Scans Setup

	Area Scan	Zoom Scan
Grid Extents [mm]	60.0 x 100.0	22.0 x 22.0 x 22.0
Grid Steps [mm]	10.0 x 10.0	4.0 x 4.0 x 1.4
Sensor Surface [mm]	3.0	1.4

Measurement Results

	Area Scan	Zoom Scan
Date	2024-04-18	2024-04-18
psSAR1g [W/kg]	0.447	0.536
psSAR8g [W/kg]	0.190	0.191
psSAR10g [W/kg]	0.171	0.169
Power Drift [dB]	-0.03	0.01
M2/M1 [%]		60.0
Dist 3dB Peak [mm]		7.2



Unless otherwise stated the results shown in this test report refer only to the sample(s) tested and such sample(s) are retained for 90 days only.

除非另有說明，此報告結果僅對測試之樣品負責，同時此樣品僅保留90天。本報告未經本公司書面許可，不可部份複製。

This document is issued by the Company subject to its General Conditions of Service printed overleaf, available on request or accessible at <http://www.sgs.com.tw/Terms-and-Conditions> and for electronic format documents, subject to Terms and Conditions for Electronic Documents at <http://www.sgs.com.tw/Terms-and-Conditions>. Attention is drawn to the limitation of liability, indemnification and jurisdiction issues defined therein. Any holder of this document is advised that information contained hereon reflects the Company's findings at the time of its intervention only and within the limits of Client's instructions, if any. The Company's sole responsibility is to its Client and this document does not exonerate parties to a transaction from exercising all their rights and obligations under the transaction documents. This document cannot be reproduced except in full, without prior written approval of the Company. Any unauthorized alteration, forgery or falsification of the content or appearance of this document is unlawful and offenders may be prosecuted to the fullest extent of the law.

SGS Taiwan Ltd.

No.134,Wu Kung Road, New Taipei Industrial Park, Wuku District, New Taipei City, Taiwan/新北市五股區新北產業園區五工路 134 號

台灣檢驗科技股份有限公司

t (886-2) 2299-3279

f (886-2) 2298-0488

www.sgs.com.tw

Member of SGS Group

ID: 020

Report No. :TESA2404000176EN

Measurement Report_WLAN 802.11b_Body_Top Edge_CH 11_0mm_Aux

Ambient temperature: 22.5°C; Liquid temperature: 22.3°C

Exposure Conditions

Phantom Section, TSL	Position, Test Distance [mm]	Frequency [MHz].Channel Number	Conversion Factor	TSL Conductivity [S/m]	TSL Permittivity
Flat, HSL	Top Edge, 0.00	2462.0, 11	6.86	1.861	39.691

Hardware Setup

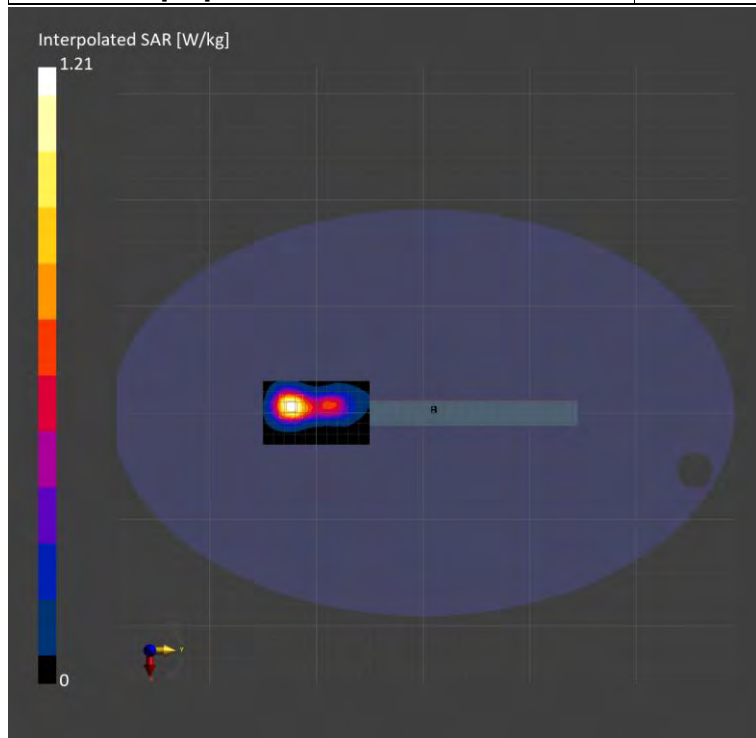
Phantom	Probe, Calibration Date	DAE, Calibration Date
ELI	EX3DV4 - SN7823, 2023-08-11	DAE4 Sn1824, 2023-08-08

Scans Setup

	Area Scan	Zoom Scan
Grid Extents [mm]	60.0 x 100.0	30.0 x 30.0 x 30.0
Grid Steps [mm]	10.0 x 10.0	5.0 x 5.0 x 1.5
Sensor Surface [mm]	3.0	1.4

Measurement Results

	Area Scan	Zoom Scan
Date	2024-04-15	2024-04-15
psSAR1g [W/kg]	0.967	1.01
psSAR8g [W/kg]	0.519	0.537
psSAR10g [W/kg]	0.470	0.488
Power Drift [dB]	0.01	-0.03
M2/M1 [%]		80.6
Dist 3dB Peak [mm]		10.1



Unless otherwise stated the results shown in this test report refer only to the sample(s) tested and such sample(s) are retained for 90 days only.

除非另有說明，此報告結果僅對測試之樣品負責，同時此樣品僅保留90天。本報告未經本公司書面許可，不可部份複製。

This document is issued by the Company subject to its General Conditions of Service printed overleaf, available on request or accessible at <http://www.sgs.com.tw/Terms-and-Conditions> and for electronic format documents, subject to Terms and Conditions for Electronic Documents at <http://www.sgs.com.tw/Terms-and-Conditions>. Attention is drawn to the limitation of liability, indemnification and jurisdiction issues defined therein. Any holder of this document is advised that information contained hereon reflects the Company's findings at the time of its intervention only and within the limits of Client's instructions, if any. The Company's sole responsibility is to its Client and this document does not exonerate parties to a transaction from exercising all their rights and obligations under the transaction documents. This document cannot be reproduced except in full, without prior written approval of the Company. Any unauthorized alteration, forgery or falsification of the content or appearance of this document is unlawful and offenders may be prosecuted to the fullest extent of the law.

SGS Taiwan Ltd.

No.134,Wu Kung Road, New Taipei Industrial Park, Wuku District, New Taipei City, Taiwan/新北市五股區新北產業園區五工路 134 號

台灣檢驗科技股份有限公司

t (886-2) 2299-3279

f (886-2) 2298-0488

www.sgs.com.tw

Member of SGS Group

ID: 021

Report No. :TESA2404000176EN

Measurement Report _Bluetooth(GFSK)_Body_Top Edge_CH 78_0mm_Aux

Ambient temperature: 22.5°C; Liquid temperature: 22.3°C

Exposure Conditions

Phantom Section, TSL	Position, Test Distance [mm]	Frequency [MHz].Channel Number	Conversion Factor	TSL Conductivity [S/m]	TSL Permittivity
Flat, HSL	Top Edge, 0.00	2480.0, 78	6.86	1.88	39.669

Hardware Setup

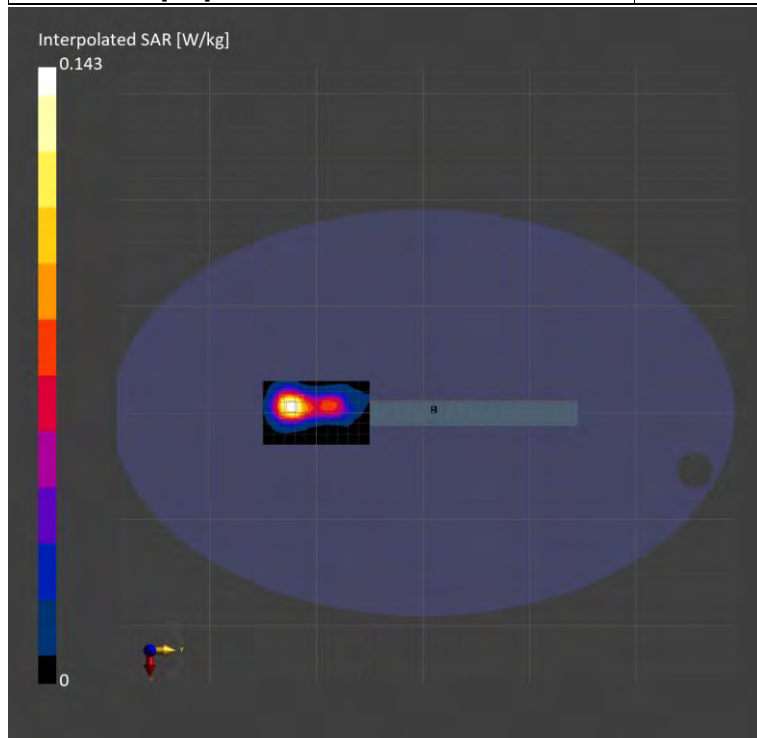
Phantom	Probe, Calibration Date	DAE, Calibration Date
ELI	EX3DV4 - SN7823, 2023-08-11	DAE4 Sn1824, 2023-08-08

Scans Setup

	Area Scan	Zoom Scan
Grid Extents [mm]	60.0 x 100.0	30.0 x 30.0 x 30.0
Grid Steps [mm]	10.0 x 10.0	5.0 x 5.0 x 1.5
Sensor Surface [mm]	3.0	1.4

Measurement Results

	Area Scan	Zoom Scan
Date	2024-04-15	2024-04-15
psSAR1g [W/kg]	0.114	0.120
psSAR8g [W/kg]	0.061	0.063
psSAR10g [W/kg]	0.055	0.057
Power Drift [dB]	-0.02	-0.01
M2/M1 [%]		78.4
Dist 3dB Peak [mm]		10.1



Unless otherwise stated the results shown in this test report refer only to the sample(s) tested and such sample(s) are retained for 90 days only.

除非另有說明，此報告結果僅對測試之樣品負責，同時此樣品僅保留90天。本報告未經本公司書面許可，不可部份複製。

This document is issued by the Company subject to its General Conditions of Service printed overleaf, available on request or accessible at <http://www.sgs.com.tw/Terms-and-Conditions> and for electronic format documents, subject to Terms and Conditions for Electronic Documents at <http://www.sgs.com.tw/Terms-and-Conditions>. Attention is drawn to the limitation of liability, indemnification and jurisdiction issues defined therein. Any holder of this document is advised that information contained hereon reflects the Company's findings at the time of its intervention only and within the limits of Client's instructions, if any. The Company's sole responsibility is to its Client and this document does not exonerate parties to a transaction from exercising all their rights and obligations under the transaction documents. This document cannot be reproduced except in full, without prior written approval of the Company. Any unauthorized alteration, forgery or falsification of the content or appearance of this document is unlawful and offenders may be prosecuted to the fullest extent of the law.

SGS Taiwan Ltd.

No.134,Wu Kung Road, New Taipei Industrial Park, Wuku District, New Taipei City, Taiwan/新北市五股區新北產業園區五工路 134 號

台灣檢驗科技股份有限公司

t (886-2) 2299-3279

f (886-2) 2298-0488

www.sgs.com.tw

Member of SGS Group

ID: 022

Report No. :TESA2404000176EN

Measurement Report_WLAN 802.11ac(80M) 5.2G_Body_Top Edge_CH 42_0mm_Aux

Ambient temperature: 22.2°C; Liquid temperature: 22.0°C

Exposure Conditions

Phantom Section, TSL	Position, Test Distance [mm]	Frequency [MHz],Channel Number	Conversion Factor	TSL Conductivity [S/m]	TSL Permittivity
Flat, HSL	Top Edge, 0.00	5210.0, 42	5.3	4.803	36.468

Hardware Setup

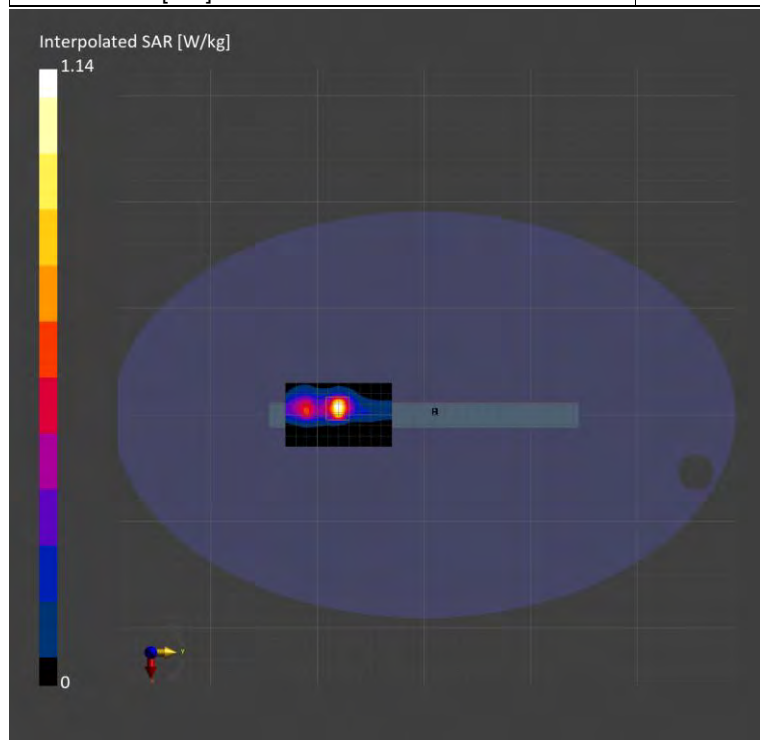
Phantom	Probe, Calibration Date	DAE, Calibration Date
ELI	EX3DV4 - SN7823, 2023-08-11	DAE4 Sn1824, 2023-08-08

Scans Setup

	Area Scan	Zoom Scan
Grid Extents [mm]	60.0 x 100.0	22.0 x 22.0 x 22.0
Grid Steps [mm]	10.0 x 10.0	4.0 x 4.0 x 1.4
Sensor Surface [mm]	3.0	1.4

Measurement Results

	Area Scan	Zoom Scan
Date	2024-04-16	2024-04-16
psSAR1g [W/kg]	0.762	0.991
psSAR8g [W/kg]	0.278	0.312
psSAR10g [W/kg]	0.242	0.269
Power Drift [dB]	0.07	0.03
M2/M1 [%]		63.8
Dist 3dB Peak [mm]		5.6



Unless otherwise stated the results shown in this test report refer only to the sample(s) tested and such sample(s) are retained for 90 days only.

除非另有說明，此報告結果僅對測試之樣品負責，同時此樣品僅保留90天。本報告未經本公司書面許可，不可部份複製。

This document is issued by the Company subject to its General Conditions of Service printed overleaf, available on request or accessible at <http://www.sgs.com.tw/Terms-and-Conditions> and for electronic format documents, subject to Terms and Conditions for Electronic Documents at <http://www.sgs.com.tw/Terms-and-Conditions>. Attention is drawn to the limitation of liability, indemnification and jurisdiction issues defined therein. Any holder of this document is advised that information contained hereon reflects the Company's findings at the time of its intervention only and within the limits of Client's instructions, if any. The Company's sole responsibility is to its Client and this document does not exonerate parties to a transaction from exercising all their rights and obligations under the transaction documents. This document cannot be reproduced except in full, without prior written approval of the Company. Any unauthorized alteration, forgery or falsification of the content or appearance of this document is unlawful and offenders may be prosecuted to the fullest extent of the law.

SGS Taiwan Ltd.

No.134,Wu Kung Road, New Taipei Industrial Park, Wuku District, New Taipei City, Taiwan/新北市五股區新北產業園區五工路 134 號

台灣檢驗科技股份有限公司

t (886-2) 2299-3279

f (886-2) 2298-0488

www.sgs.com.tw

Member of SGS Group

ID: 023

Report No. :TESA2404000176EN

Measurement Report_WLAN 802.11ac(80M) 5.3G_Body_Top Edge_CH 58_0mm_Aux

Ambient temperature: 22.2°C; Liquid temperature: 22.0°C

Exposure Conditions

Phantom Section, TSL	Position, Test Distance [mm]	Frequency [MHz],Channel Number	Conversion Factor	TSL Conductivity [S/m]	TSL Permittivity
Flat, HSL	Top Edge, 0.00	5290.0, 58	5.09	4.882	36.34

Hardware Setup

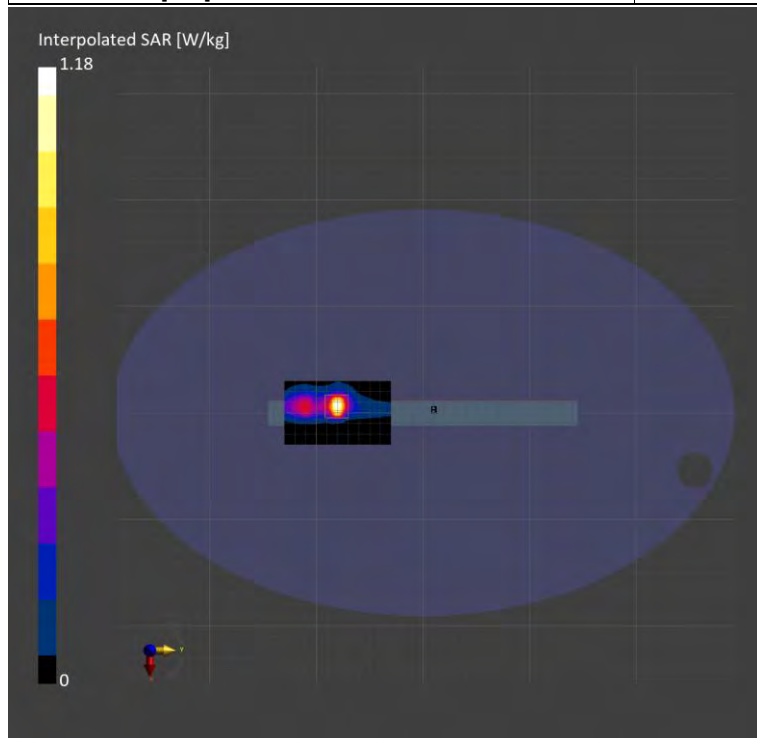
Phantom	Probe, Calibration Date	DAE, Calibration Date
ELI	EX3DV4 - SN7823, 2023-08-11	DAE4 Sn1824, 2023-08-08

Scans Setup

	Area Scan	Zoom Scan
Grid Extents [mm]	60.0 x 100.0	22.0 x 22.0 x 22.0
Grid Steps [mm]	10.0 x 10.0	4.0 x 4.0 x 1.4
Sensor Surface [mm]	3.0	1.4

Measurement Results

	Area Scan	Zoom Scan
Date	2024-04-16	2024-04-16
psSAR1g [W/kg]	0.802	1.06
psSAR8g [W/kg]	0.290	0.329
psSAR10g [W/kg]	0.252	0.283
Power Drift [dB]	0.07	0.01
M2/M1 [%]		62.4
Dist 3dB Peak [mm]		5.6



Unless otherwise stated the results shown in this test report refer only to the sample(s) tested and such sample(s) are retained for 90 days only.

除非另有說明，此報告結果僅對測試之樣品負責，同時此樣品僅保留90天。本報告未經本公司書面許可，不可部份複製。

This document is issued by the Company subject to its General Conditions of Service printed overleaf, available on request or accessible at <http://www.sgs.com.tw/Terms-and-Conditions> and for electronic format documents, subject to Terms and Conditions for Electronic Documents at <http://www.sgs.com.tw/Terms-and-Conditions>. Attention is drawn to the limitation of liability, indemnification and jurisdiction issues defined therein. Any holder of this document is advised that information contained hereon reflects the Company's findings at the time of its intervention only and within the limits of Client's instructions, if any. The Company's sole responsibility is to its Client and this document does not exonerate parties to a transaction from exercising all their rights and obligations under the transaction documents. This document cannot be reproduced except in full, without prior written approval of the Company. Any unauthorized alteration, forgery or falsification of the content or appearance of this document is unlawful and offenders may be prosecuted to the fullest extent of the law.

SGS Taiwan Ltd.

No.134,Wu Kung Road, New Taipei Industrial Park, Wuku District, New Taipei City, Taiwan/新北市五股區新北產業園區五工路 134 號

台灣檢驗科技股份有限公司

t (886-2) 2299-3279

f (886-2) 2298-0488

www.sgs.com.tw

Member of SGS Group

ID: 024

Report No. :TESA2404000176EN

Measurement Report_WLAN 802.11ac(160M) 5.6G_Body_Top Edge_CH 114_0mm_Aux

Ambient temperature: 22.3°C; Liquid temperature: 21.9°C

Exposure Conditions

Phantom Section, TSL	Position, Test Distance [mm]	Frequency [MHz],Channel Number	Conversion Factor	TSL Conductivity [S/m]	TSL Permittivity
Flat, HSL	Top Edge, 0.00	5570.0, 114	4.45	5.16	36.217

Hardware Setup

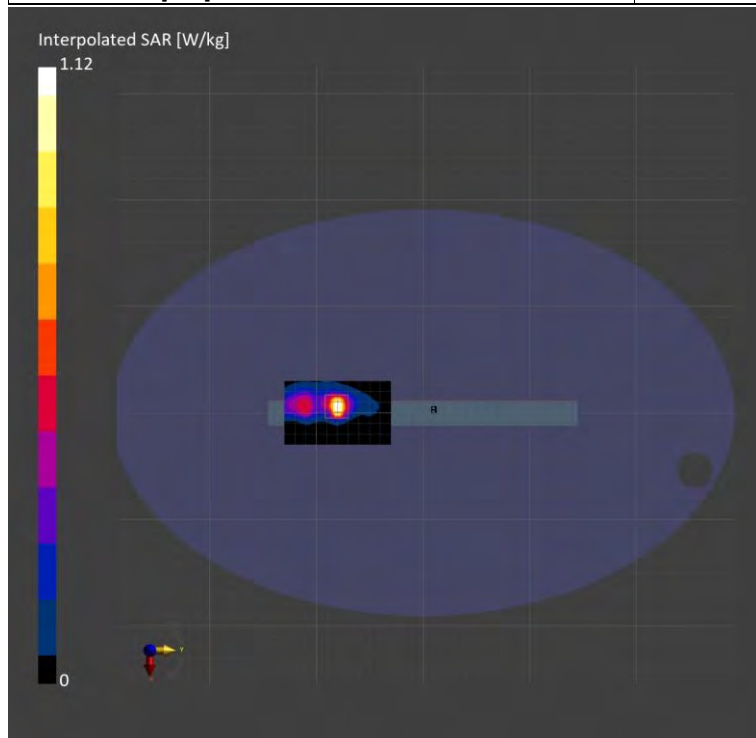
Phantom	Probe, Calibration Date	DAE, Calibration Date
ELI	EX3DV4 - SN7823, 2023-08-11	DAE4 Sn1824, 2023-08-08

Scans Setup

	Area Scan	Zoom Scan
Grid Extents [mm]	60.0 x 100.0	22.0 x 22.0 x 22.0
Grid Steps [mm]	10.0 x 10.0	4.0 x 4.0 x 1.4
Sensor Surface [mm]	3.0	1.4

Measurement Results

	Area Scan	Zoom Scan
Date	2024-04-17	2024-04-17
psSAR1g [W/kg]	0.792	1.00
psSAR8g [W/kg]	0.283	0.315
psSAR10g [W/kg]	0.247	0.270
Power Drift [dB]	0.12	-0.11
M2/M1 [%]		61.9
Dist 3dB Peak [mm]		6.4



Unless otherwise stated the results shown in this test report refer only to the sample(s) tested and such sample(s) are retained for 90 days only.

除非另有說明，此報告結果僅對測試之樣品負責，同時此樣品僅保留90天。本報告未經本公司書面許可，不可部份複製。

This document is issued by the Company subject to its General Conditions of Service printed overleaf, available on request or accessible at <http://www.sgs.com.tw/Terms-and-Conditions> and for electronic format documents, subject to Terms and Conditions for Electronic Documents at <http://www.sgs.com.tw/Terms-and-Conditions>. Attention is drawn to the limitation of liability, indemnification and jurisdiction issues defined therein. Any holder of this document is advised that information contained hereon reflects the Company's findings at the time of its intervention only and within the limits of Client's instructions, if any. The Company's sole responsibility is to its Client and this document does not exonerate parties to a transaction from exercising all their rights and obligations under the transaction documents. This document cannot be reproduced except in full, without prior written approval of the Company. Any unauthorized alteration, forgery or falsification of the content or appearance of this document is unlawful and offenders may be prosecuted to the fullest extent of the law.

SGS Taiwan Ltd.

No.134,Wu Kung Road, New Taipei Industrial Park, Wuku District, New Taipei City, Taiwan/新北市五股區新北產業園區五工路 134 號

台灣檢驗科技股份有限公司

t (886-2) 2299-3279

f (886-2) 2298-0488

www.sgs.com.tw

Member of SGS Group

ID: 025

Report No. :TESA2404000176EN

Measurement Report_WLAN 802.11ac(80M) 5.8G_Body_Top Edge_CH 155_0mm_Aux

Ambient temperature: 22.2°C; Liquid temperature: 21.8°C

Exposure Conditions

Phantom Section, TSL	Position, Test Distance [mm]	Frequency [MHz],Channel Number	Conversion Factor	TSL Conductivity [S/m]	TSL Permittivity
Flat, HSL	Top Edge, 0.00	5775.0, 155	4.57	5.371	35.93

Hardware Setup

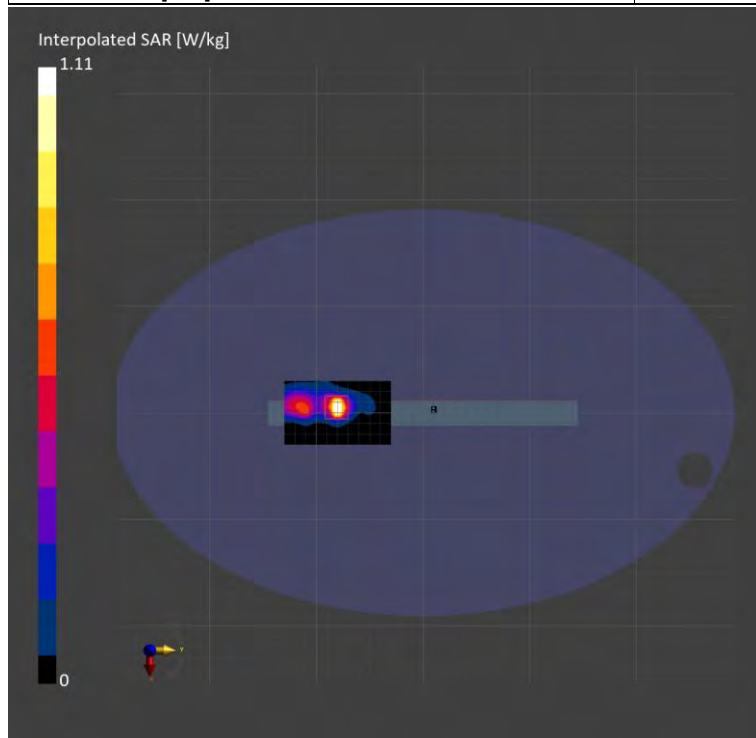
Phantom	Probe, Calibration Date	DAE, Calibration Date
ELI	EX3DV4 - SN7823, 2023-08-11	DAE4 Sn1824, 2023-08-08

Scans Setup

	Area Scan	Zoom Scan
Grid Extents [mm]	60.0 x 100.0	22.0 x 22.0 x 22.0
Grid Steps [mm]	10.0 x 10.0	4.0 x 4.0 x 1.4
Sensor Surface [mm]	3.0	1.4

Measurement Results

	Area Scan	Zoom Scan
Date	2024-04-18	2024-04-18
psSAR1g [W/kg]	0.804	1.02
psSAR8g [W/kg]	0.288	0.315
psSAR10g [W/kg]	0.251	0.270
Power Drift [dB]	-0.01	-0.02
M2/M1 [%]		59.8
Dist 3dB Peak [mm]		5.9



Unless otherwise stated the results shown in this test report refer only to the sample(s) tested and such sample(s) are retained for 90 days only.

除非另有說明，此報告結果僅對測試之樣品負責，同時此樣品僅保留90天。本報告未經本公司書面許可，不可部份複製。

This document is issued by the Company subject to its General Conditions of Service printed overleaf, available on request or accessible at <http://www.sgs.com.tw/Terms-and-Conditions> and for electronic format documents, subject to Terms and Conditions for Electronic Documents at <http://www.sgs.com.tw/Terms-and-Conditions>. Attention is drawn to the limitation of liability, indemnification and jurisdiction issues defined therein. Any holder of this document is advised that information contained hereon reflects the Company's findings at the time of its intervention only and within the limits of Client's instructions, if any. The Company's sole responsibility is to its Client and this document does not exonerate parties to a transaction from exercising all their rights and obligations under the transaction documents. This document cannot be reproduced except in full, without prior written approval of the Company. Any unauthorized alteration, forgery or falsification of the content or appearance of this document is unlawful and offenders may be prosecuted to the fullest extent of the law.

SGS Taiwan Ltd.

No.134,Wu Kung Road, New Taipei Industrial Park, Wuku District, New Taipei City, Taiwan/新北市五股區新北產業園區五工路 134 號

台灣檢驗科技股份有限公司

t (886-2) 2299-3279

f (886-2) 2298-0488

www.sgs.com.tw

Member of SGS Group

ID: 026

Report No. :TESA2404000176EN

Measurement Report_WLAN 802.11ac(160M) 5.9G_Body_Top Edge_CH 163_0mm_Aux

Ambient temperature: 22.2°C; Liquid temperature: 21.8°C

Exposure Conditions

Phantom Section, TSL	Position, Test Distance [mm]	Frequency [MHz].Channel Number	Conversion Factor	TSL Conductivity [S/m]	TSL Permittivity
Flat, HSL	Top Edge, 0.00	5815.0, 163	4.57	5.412	35.873

Hardware Setup

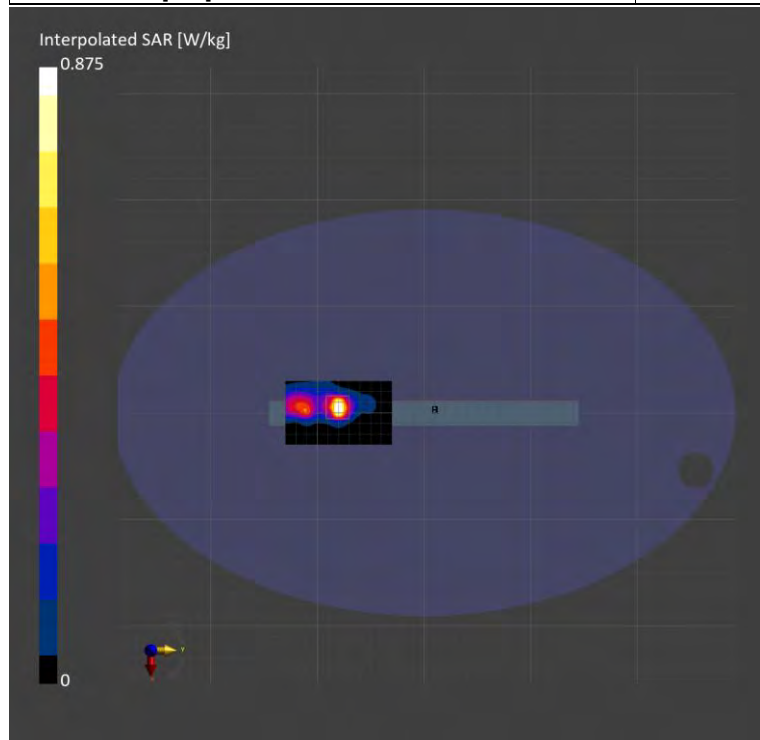
Phantom	Probe, Calibration Date	DAE, Calibration Date
ELI	EX3DV4 - SN7823, 2023-08-11	DAE4 Sn1824, 2023-08-08

Scans Setup

	Area Scan	Zoom Scan
Grid Extents [mm]	60.0 x 100.0	22.0 x 22.0 x 22.0
Grid Steps [mm]	10.0 x 10.0	4.0 x 4.0 x 1.4
Sensor Surface [mm]	3.0	1.4

Measurement Results

	Area Scan	Zoom Scan
Date	2024-04-18	2024-04-18
psSAR1g [W/kg]	0.630	0.792
psSAR8g [W/kg]	0.227	0.245
psSAR10g [W/kg]	0.198	0.210
Power Drift [dB]	0.06	0.08
M2/M1 [%]		59.7
Dist 3dB Peak [mm]		6.1



Unless otherwise stated the results shown in this test report refer only to the sample(s) tested and such sample(s) are retained for 90 days only.

除非另有說明，此報告結果僅對測試之樣品負責，同時此樣品僅保留90天。本報告未經本公司書面許可，不可部份複製。

This document is issued by the Company subject to its General Conditions of Service printed overleaf, available on request or accessible at <http://www.sgs.com.tw/Terms-and-Conditions> and for electronic format documents, subject to Terms and Conditions for Electronic Documents at <http://www.sgs.com.tw/Terms-and-Conditions>. Attention is drawn to the limitation of liability, indemnification and jurisdiction issues defined therein. Any holder of this document is advised that information contained hereon reflects the Company's findings at the time of its intervention only and within the limits of Client's instructions, if any. The Company's sole responsibility is to its Client and this document does not exonerate parties to a transaction from exercising all their rights and obligations under the transaction documents. This document cannot be reproduced except in full, without prior written approval of the Company. Any unauthorized alteration, forgery or falsification of the content or appearance of this document is unlawful and offenders may be prosecuted to the fullest extent of the law.

SGS Taiwan Ltd.

No.134,Wu Kung Road, New Taipei Industrial Park, Wuku District, New Taipei City, Taiwan/新北市五股區新北產業園區五工路 134 號

台灣檢驗科技股份有限公司

t (886-2) 2299-3279

f (886-2) 2298-0488

www.sgs.com.tw

Member of SGS Group

ID: 027

Report No. :TESA2404000176EN

Measurement Report_U-NII-5 6.2GHz 802.11ax(160M)_Body_Bottom Surface_CH 47_0mm_Main

Ambient temperature: 22.4°C; Liquid temperature: 22.1°C

Exposure Conditions

Phantom Section, TSL	Position, Test Distance [mm]	Frequency [MHz].Channel Number	Conversion Factor	TSL Conductivity [S/m]	TSL Permittivity
Flat, HSL	Bottom Surface, 0.00	6185.0, 47	4.94	5.815	35.422

Hardware Setup

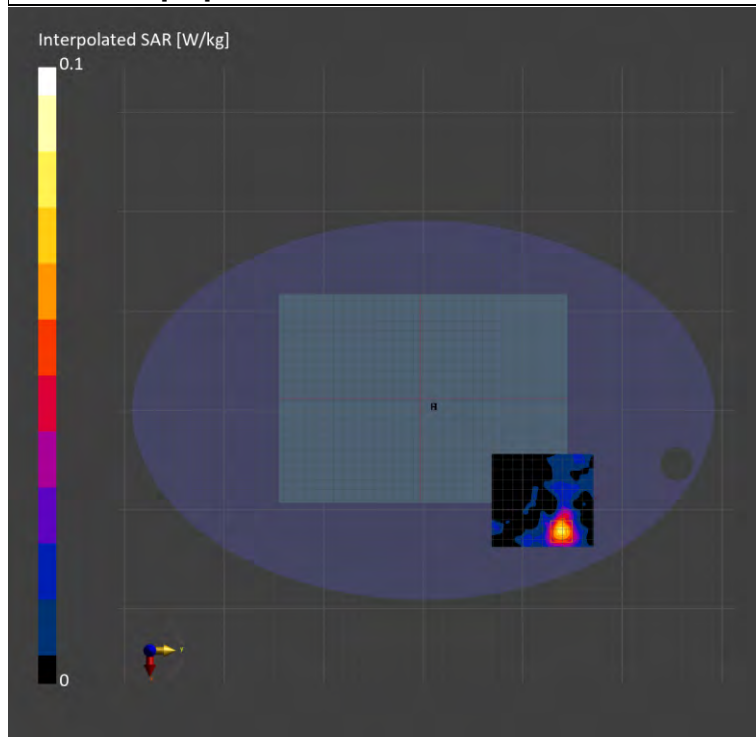
Phantom	Probe, Calibration Date	DAE, Calibration Date
ELI	EX3DV4 - SN7823, 2023-08-11	DAE4 Sn1824, 2023-08-08

Scans Setup

	Area Scan	Zoom Scan
Grid Extents [mm]	68.0 x 102.0	22.0 x 22.0 x 22.0
Grid Steps [mm]	8.5 x 8.5	3.4 x 3.4 x 1.4
Sensor Surface [mm]	3.0	1.4

Measurement Results

	Area Scan	Zoom Scan
Date	2024-04-19	2024-04-19
psSAR1g [W/kg]	0.061	0.074
psSAR8g [W/kg]	0.025	0.031
psSAR10g [W/kg]	0.023	0.027
psPDab (4.0cm2, sq) [W/m2]		0.617
Power Drift [dB]	0.16	-0.19
M2/M1 [%]		59.7
Dist 3dB Peak [mm]		8.6



Unless otherwise stated the results shown in this test report refer only to the sample(s) tested and such sample(s) are retained for 90 days only.
除非另有說明，此報告結果僅對測試之樣品負責，同時此樣品僅保留90天。本報告未經本公司書面許可，不可部份複製。

This document is issued by the Company subject to its General Conditions of Service printed overleaf, available on request or accessible at <http://www.sgs.com.tw/Terms-and-Conditions> and for electronic format documents, subject to Terms and Conditions for Electronic Documents at <http://www.sgs.com.tw/Terms-and-Conditions>. Attention is drawn to the limitation of liability, indemnification and jurisdiction issues defined therein. Any holder of this document is advised that information contained hereon reflects the Company's findings at the time of its intervention only and within the limits of Client's instructions, if any. The Company's sole responsibility is to its Client and this document does not exonerate parties to a transaction from exercising all their rights and obligations under the transaction documents. This document cannot be reproduced except in full, without prior written approval of the Company. Any unauthorized alteration, forgery or falsification of the content or appearance of this document is unlawful and offenders may be prosecuted to the fullest extent of the law.

SGS Taiwan Ltd.

No.134,Wu Kung Road, New Taipei Industrial Park, Wuku District, New Taipei City, Taiwan/新北市五股區新北產業園區五工路 134 號

台灣檢驗科技股份有限公司

t (886-2) 2299-3279

f (886-2) 2298-0488

www.sgs.com.tw

Member of SGS Group

ID: 028

Report No. :TESA2404000176EN

Measurement Report_U-NII-6 6.5GHz 802.11ax(160M)_Body_Bottom Surface_CH 111_0mm_Main

Ambient temperature: 22.4°C; Liquid temperature: 22.1°C

Exposure Conditions

Phantom Section, TSL	Position, Test Distance [mm]	Frequency [MHz].Channel Number	Conversion Factor	TSL Conductivity [S/m]	TSL Permittivity
Flat, HSL	Bottom Surface, 0.00	6505.0, 111	4.94	6.136	34.998

Hardware Setup

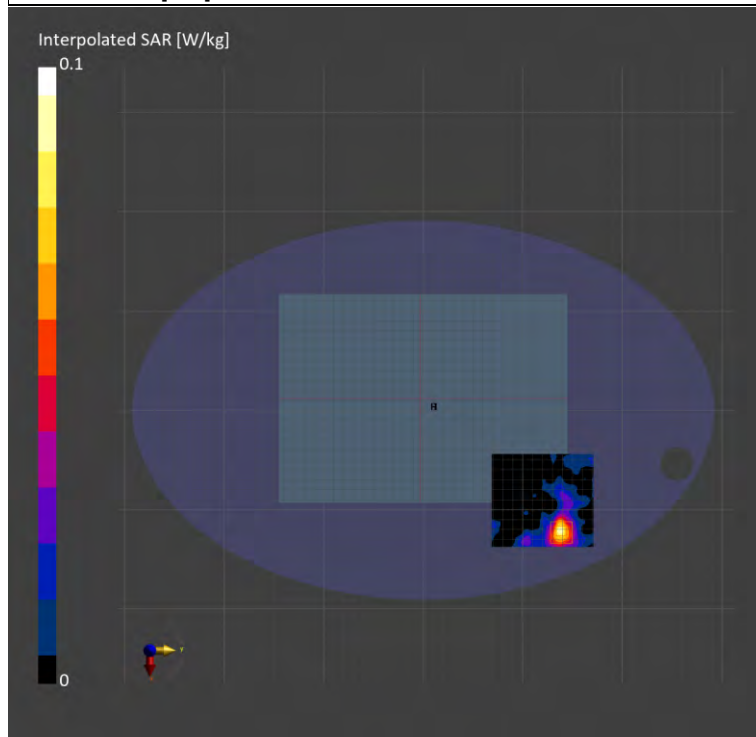
Phantom	Probe, Calibration Date	DAE, Calibration Date
ELI	EX3DV4 - SN7823, 2023-08-11	DAE4 Sn1824, 2023-08-08

Scans Setup

	Area Scan	Zoom Scan
Grid Extents [mm]	68.0 x 102.0	22.0 x 22.0 x 22.0
Grid Steps [mm]	8.5 x 8.5	3.4 x 3.4 x 1.4
Sensor Surface [mm]	3.0	1.4

Measurement Results

	Area Scan	Zoom Scan
Date	2024-04-19	2024-04-19
psSAR1g [W/kg]	0.067	0.076
psSAR8g [W/kg]	0.027	0.033
psSAR10g [W/kg]	0.024	0.029
psPDab (4.0cm2, sq) [W/m2]		0.653
Power Drift [dB]	-0.16	-0.12
M2/M1 [%]		57.3
Dist 3dB Peak [mm]		8.7



Unless otherwise stated the results shown in this test report refer only to the sample(s) tested and such sample(s) are retained for 90 days only.
除非另有說明，此報告結果僅對測試之樣品負責，同時此樣品僅保留90天。本報告未經本公司書面許可，不可部份複製。

This document is issued by the Company subject to its General Conditions of Service printed overleaf, available on request or accessible at <http://www.sgs.com.tw/Terms-and-Conditions> and for electronic format documents, subject to Terms and Conditions for Electronic Documents at <http://www.sgs.com.tw/Terms-and-Conditions>. Attention is drawn to the limitation of liability, indemnification and jurisdiction issues defined therein. Any holder of this document is advised that information contained hereon reflects the Company's findings at the time of its intervention only and within the limits of Client's instructions, if any. The Company's sole responsibility is to its Client and this document does not exonerate parties to a transaction from exercising all their rights and obligations under the transaction documents. This document cannot be reproduced except in full, without prior written approval of the Company. Any unauthorized alteration, forgery or falsification of the content or appearance of this document is unlawful and offenders may be prosecuted to the fullest extent of the law.

SGS Taiwan Ltd.

No.134,Wu Kung Road, New Taipei Industrial Park, Wuku District, New Taipei City, Taiwan/新北市五股區新北產業園區五工路 134 號

台灣檢驗科技股份有限公司

t (886-2) 2299-3279

f (886-2) 2298-0488

www.sgs.com.tw

Member of SGS Group

ID: 029

Report No. :TESA2404000176EN

Measurement Report_U-NII-7 6.7GHz 802.11ax(160M)_Body_Bottom Surface_CH 143_0mm_Main

Ambient temperature: 22.4°C; Liquid temperature: 22.1°C

Exposure Conditions

Phantom Section, TSL	Position, Test Distance [mm]	Frequency [MHz].Channel Number	Conversion Factor	TSL Conductivity [S/m]	TSL Permittivity
Flat, HSL	Bottom Surface, 0.00	6665.0, 143	4.94	6.295	34.79

Hardware Setup

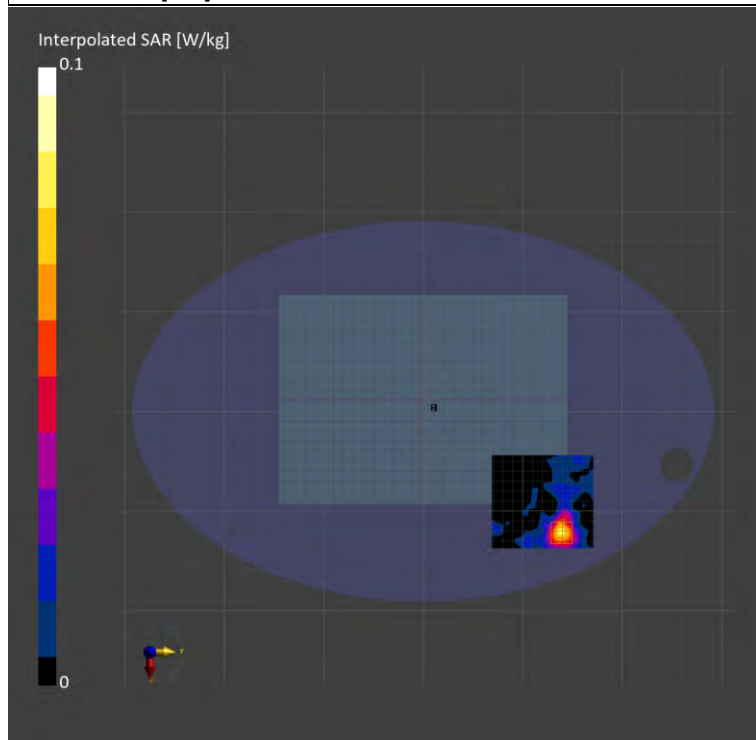
Phantom	Probe, Calibration Date	DAE, Calibration Date
ELI	EX3DV4 - SN7823, 2023-08-11	DAE4 Sn1824, 2023-08-08

Scans Setup

	Area Scan	Zoom Scan
Grid Extents [mm]	68.0 x 102.0	22.0 x 22.0 x 22.0
Grid Steps [mm]	8.5 x 8.5	3.4 x 3.4 x 1.4
Sensor Surface [mm]	3.0	1.4

Measurement Results

	Area Scan	Zoom Scan
Date	2024-04-19	2024-04-19
psSAR1g [W/kg]	0.073	0.085
psSAR8g [W/kg]	0.029	0.037
psSAR10g [W/kg]	0.026	0.033
psPDab (4.0cm2, sq) [W/m2]		0.731
Power Drift [dB]	-0.13	0.19
M2/M1 [%]		58.6
Dist 3dB Peak [mm]		9.3



Unless otherwise stated the results shown in this test report refer only to the sample(s) tested and such sample(s) are retained for 90 days only.
除非另有說明，此報告結果僅對測試之樣品負責，同時此樣品僅保留90天。本報告未經本公司書面許可，不可部份複製。

This document is issued by the Company subject to its General Conditions of Service printed overleaf, available on request or accessible at <http://www.sgs.com.tw/Terms-and-Conditions> and for electronic format documents, subject to Terms and Conditions for Electronic Documents at <http://www.sgs.com.tw/Terms-and-Conditions>. Attention is drawn to the limitation of liability, indemnification and jurisdiction issues defined therein. Any holder of this document is advised that information contained hereon reflects the Company's findings at the time of its intervention only and within the limits of Client's instructions, if any. The Company's sole responsibility is to its Client and this document does not exonerate parties to a transaction from exercising all their rights and obligations under the transaction documents. This document cannot be reproduced except in full, without prior written approval of the Company. Any unauthorized alteration, forgery or falsification of the content or appearance of this document is unlawful and offenders may be prosecuted to the fullest extent of the law.

SGS Taiwan Ltd.

No.134,Wu Kung Road, New Taipei Industrial Park, Wuku District, New Taipei City, Taiwan/新北市五股區新北產業園區五工路 134 號

台灣檢驗科技股份有限公司

t (886-2) 2299-3279

f (886-2) 2298-0488

www.sgs.com.tw

Member of SGS Group

ID: 030

Report No. :TESA2404000176EN

Measurement Report_U-NII-8 7.0GHz 802.11ax(160M)_Body_Bottom Surface_CH 207_0mm_Main

Ambient temperature: 22.2°C; Liquid temperature: 21.8°C

Exposure Conditions

Phantom Section, TSL	Position, Test Distance [mm]	Frequency [MHz].Channel Number	Conversion Factor	TSL Conductivity [S/m]	TSL Permittivity
Flat, HSL	Bottom Surface, 0.00	6985.0, 207	4.91	6.617	34.375

Hardware Setup

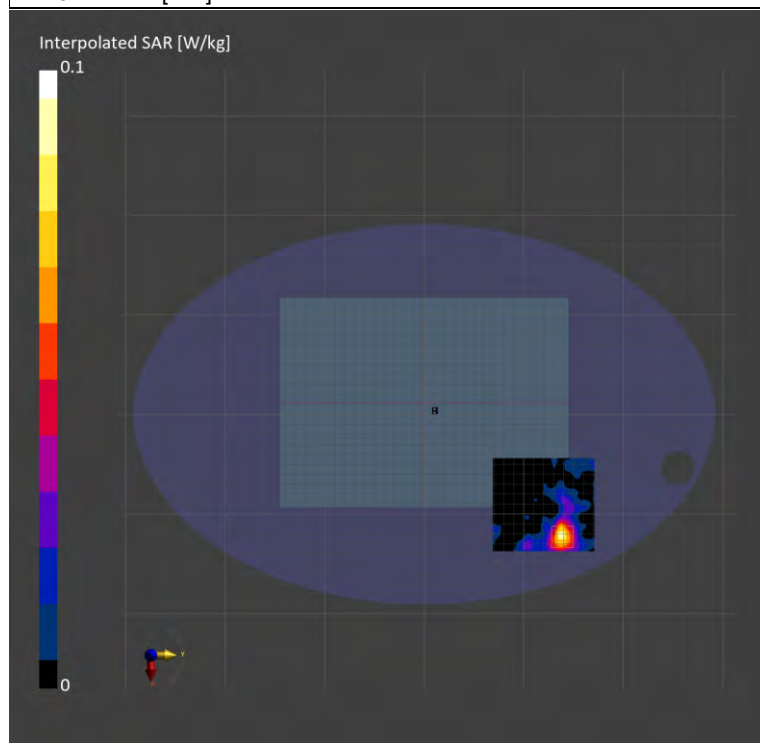
Phantom	Probe, Calibration Date	DAE, Calibration Date
ELI	EX3DV4 - SN7823, 2023-08-11	DAE4 Sn1824, 2023-08-08

Scans Setup

	Area Scan	Zoom Scan
Grid Extents [mm]	68.0 x 102.0	22.0 x 22.0 x 22.0
Grid Steps [mm]	8.5 x 8.5	3.4 x 3.4 x 1.4
Sensor Surface [mm]	3.0	1.4

Measurement Results

	Area Scan	Zoom Scan
Date	2024-04-20	2024-04-20
psSAR1g [W/kg]	0.075	0.085
psSAR8g [W/kg]	0.031	0.036
psSAR10g [W/kg]	0.028	0.032
psPDab (4.0cm2, sq) [W/m2]		0.727
Power Drift [dB]	-0.13	0.09
M2/M1 [%]		52.8
Dist 3dB Peak [mm]		9.1



Unless otherwise stated the results shown in this test report refer only to the sample(s) tested and such sample(s) are retained for 90 days only.

除非另有說明，此報告結果僅對測試之樣品負責，同時此樣品僅保留90天。本報告未經本公司書面許可，不可部份複製。

This document is issued by the Company subject to its General Conditions of Service printed overleaf, available on request or accessible at <http://www.sgs.com.tw/Terms-and-Conditions> and for electronic format documents, subject to Terms and Conditions for Electronic Documents at <http://www.sgs.com.tw/Terms-and-Conditions>. Attention is drawn to the limitation of liability, indemnification and jurisdiction issues defined therein. Any holder of this document is advised that information contained hereon reflects the Company's findings at the time of its intervention only and within the limits of Client's instructions, if any. The Company's sole responsibility is to its Client and this document does not exonerate parties to a transaction from exercising all their rights and obligations under the transaction documents. This document cannot be reproduced except in full, without prior written approval of the Company. Any unauthorized alteration, forgery or falsification of the content or appearance of this document is unlawful and offenders may be prosecuted to the fullest extent of the law.

SGS Taiwan Ltd.

No.134,Wu Kung Road, New Taipei Industrial Park, Wuku District, New Taipei City, Taiwan/新北市五股區新北產業園區五工路 134 號

台灣檢驗科技股份有限公司

t (886-2) 2299-3279

f (886-2) 2298-0488

www.sgs.com.tw

Member of SGS Group

ID: 031

Report No. :TESA2404000176EN

Measurement Report_U-NII-5 6.2GHz 802.11ax(160M)_Body_Bottom Surface_CH 47_0mm_Aux

Ambient temperature: 22.4°C; Liquid temperature: 22.1°C

Exposure Conditions

Phantom Section, TSL	Position, Test Distance [mm]	Frequency [MHz].Channel Number	Conversion Factor	TSL Conductivity [S/m]	TSL Permittivity
Flat, HSL	Bottom Surface, 0.00	6185.0, 47	4.94	5.815	35.422

Hardware Setup

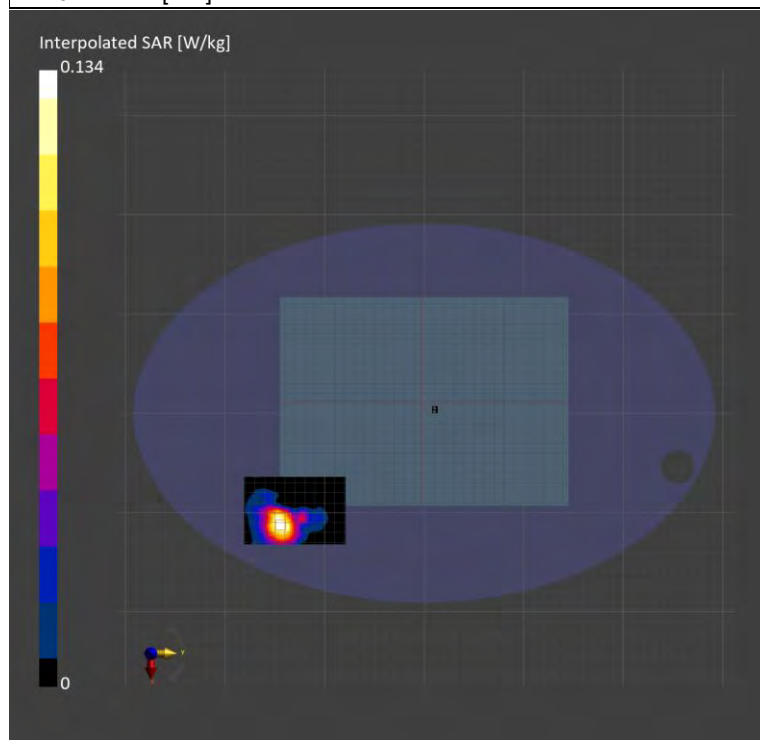
Phantom	Probe, Calibration Date	DAE, Calibration Date
ELI	EX3DV4 - SN7823, 2023-08-11	DAE4 Sn1824, 2023-08-08

Scans Setup

	Area Scan	Zoom Scan
Grid Extents [mm]	68.0 x 102.0	22.0 x 22.0 x 22.0
Grid Steps [mm]	8.5 x 8.5	3.4 x 3.4 x 1.4
Sensor Surface [mm]	3.0	1.4

Measurement Results

	Area Scan	Zoom Scan
Date	2024-04-19	2024-04-19
psSAR1g [W/kg]	0.104	0.120
psSAR8g [W/kg]	0.045	0.053
psSAR10g [W/kg]	0.041	0.047
psPDab (4.0cm2, sq) [W/m2]		1.06
Power Drift [dB]	0.12	0.08
M2/M1 [%]		58.6
Dist 3dB Peak [mm]		9.5



Unless otherwise stated the results shown in this test report refer only to the sample(s) tested and such sample(s) are retained for 90 days only.

除非另有說明，此報告結果僅對測試之樣品負責，同時此樣品僅保留90天。本報告未經本公司書面許可，不可部份複製。

This document is issued by the Company subject to its General Conditions of Service printed overleaf, available on request or accessible at <http://www.sgs.com.tw/Terms-and-Conditions> and for electronic format documents, subject to Terms and Conditions for Electronic Documents at <http://www.sgs.com.tw/Terms-and-Conditions>. Attention is drawn to the limitation of liability, indemnification and jurisdiction issues defined therein. Any holder of this document is advised that information contained hereon reflects the Company's findings at the time of its intervention only and within the limits of Client's instructions, if any. The Company's sole responsibility is to its Client and this document does not exonerate parties to a transaction from exercising all their rights and obligations under the transaction documents. This document cannot be reproduced except in full, without prior written approval of the Company. Any unauthorized alteration, forgery or falsification of the content or appearance of this document is unlawful and offenders may be prosecuted to the fullest extent of the law.

SGS Taiwan Ltd.

No.134,Wu Kung Road, New Taipei Industrial Park, Wuku District, New Taipei City, Taiwan/新北市五股區新北產業園區五工路 134 號

台灣檢驗科技股份有限公司

t (886-2) 2299-3279

f (886-2) 2298-0488

www.sgs.com.tw

Member of SGS Group

ID: 032

Report No. :TESA2404000176EN

Measurement Report_U-NII-6 6.5GHz 802.11ax(160M)_Body_Bottom Surface_CH 111_0mm_Aux

Ambient temperature: 22.4°C; Liquid temperature: 22.1°C

Exposure Conditions

Phantom Section, TSL	Position, Test Distance [mm]	Frequency [MHz].Channel Number	Conversion Factor	TSL Conductivity [S/m]	TSL Permittivity
Flat, HSL	Bottom Surface, 0.00	6505.0, 111	4.94	6.136	34.998

Hardware Setup

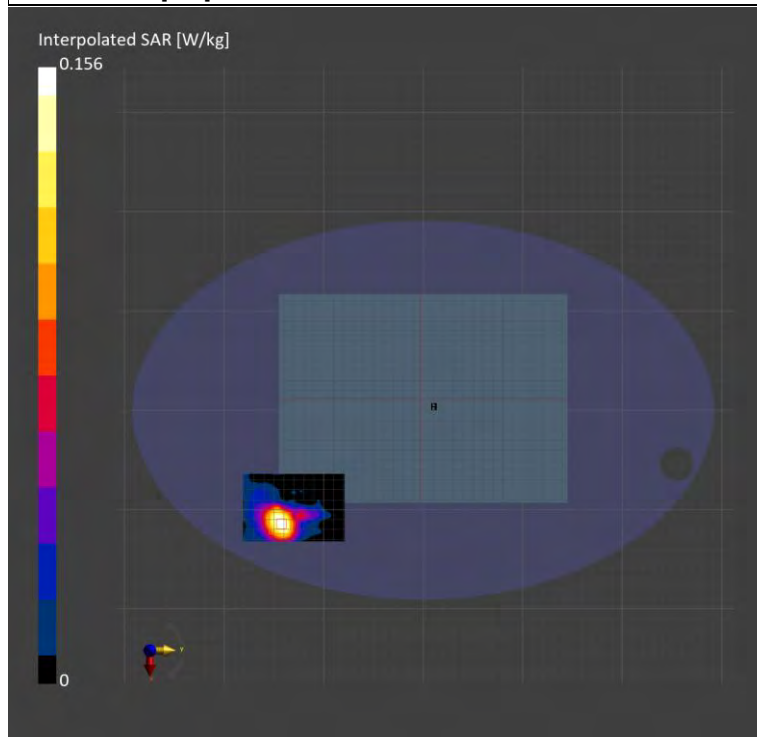
Phantom	Probe, Calibration Date	DAE, Calibration Date
ELI	EX3DV4 - SN7823, 2023-08-11	DAE4 Sn1824, 2023-08-08

Scans Setup

	Area Scan	Zoom Scan
Grid Extents [mm]	68.0 x 102.0	22.0 x 22.0 x 22.0
Grid Steps [mm]	8.5 x 8.5	3.4 x 3.4 x 1.4
Sensor Surface [mm]	3.0	1.4

Measurement Results

	Area Scan	Zoom Scan
Date	2024-04-19	2024-04-19
psSAR1g [W/kg]	0.125	0.141
psSAR8g [W/kg]	0.056	0.061
psSAR10g [W/kg]	0.050	0.053
psPDab (4.0cm2, sq) [W/m2]		1.23
Power Drift [dB]	0.06	-0.07
M2/M1 [%]		59.3
Dist 3dB Peak [mm]		9.7



Unless otherwise stated the results shown in this test report refer only to the sample(s) tested and such sample(s) are retained for 90 days only.

除非另有說明，此報告結果僅對測試之樣品負責，同時此樣品僅保留90天。本報告未經本公司書面許可，不可部份複製。

This document is issued by the Company subject to its General Conditions of Service printed overleaf, available on request or accessible at <http://www.sgs.com.tw/Terms-and-Conditions> and for electronic format documents, subject to Terms and Conditions for Electronic Documents at <http://www.sgs.com.tw/Terms-and-Conditions>. Attention is drawn to the limitation of liability, indemnification and jurisdiction issues defined therein. Any holder of this document is advised that information contained hereon reflects the Company's findings at the time of its intervention only and within the limits of Client's instructions, if any. The Company's sole responsibility is to its Client and this document does not exonerate parties to a transaction from exercising all their rights and obligations under the transaction documents. This document cannot be reproduced except in full, without prior written approval of the Company. Any unauthorized alteration, forgery or falsification of the content or appearance of this document is unlawful and offenders may be prosecuted to the fullest extent of the law.

SGS Taiwan Ltd.

No.134,Wu Kung Road, New Taipei Industrial Park, Wuku District, New Taipei City, Taiwan/新北市五股區新北產業園區五工路 134 號

台灣檢驗科技股份有限公司

t (886-2) 2299-3279

f (886-2) 2298-0488

www.sgs.com.tw

Member of SGS Group

ID: 033

Report No. :TESA2404000176EN

Measurement Report_U-NII-7 6.7GHz 802.11ax(160M)_Body_Bottom Surface_CH 143_0mm_Aux

Ambient temperature: 22.4°C; Liquid temperature: 22.1°C

Exposure Conditions

Phantom Section, TSL	Position, Test Distance [mm]	Frequency [MHz].Channel Number	Conversion Factor	TSL Conductivity [S/m]	TSL Permittivity
Flat, HSL	Bottom Surface, 0.00	6665.0, 143	4.94	6.295	34.79

Hardware Setup

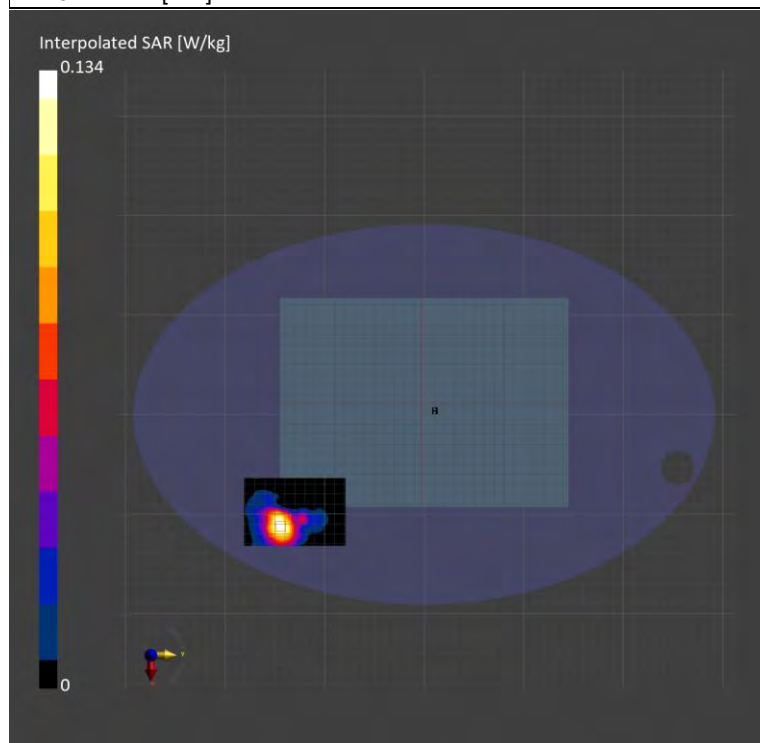
Phantom	Probe, Calibration Date	DAE, Calibration Date
ELI	EX3DV4 - SN7823, 2023-08-11	DAE4 Sn1824, 2023-08-08

Scans Setup

	Area Scan	Zoom Scan
Grid Extents [mm]	68.0 x 102.0	22.0 x 22.0 x 22.0
Grid Steps [mm]	8.5 x 8.5	3.4 x 3.4 x 1.4
Sensor Surface [mm]	3.0	1.4

Measurement Results

	Area Scan	Zoom Scan
Date	2024-04-19	2024-04-19
psSAR1g [W/kg]	0.137	0.154
psSAR8g [W/kg]	0.060	0.066
psSAR10g [W/kg]	0.054	0.059
psPDab (4.0cm2, sq) [W/m2]		1.32
Power Drift [dB]	0.14	0.09
M2/M1 [%]		58.2
Dist 3dB Peak [mm]		9.7



Unless otherwise stated the results shown in this test report refer only to the sample(s) tested and such sample(s) are retained for 90 days only.

除非另有說明，此報告結果僅對測試之樣品負責，同時此樣品僅保留90天。本報告未經本公司書面許可，不可部份複製。

This document is issued by the Company subject to its General Conditions of Service printed overleaf, available on request or accessible at <http://www.sgs.com.tw/Terms-and-Conditions> and for electronic format documents, subject to Terms and Conditions for Electronic Documents at <http://www.sgs.com.tw/Terms-and-Conditions>. Attention is drawn to the limitation of liability, indemnification and jurisdiction issues defined therein. Any holder of this document is advised that information contained hereon reflects the Company's findings at the time of its intervention only and within the limits of Client's instructions, if any. The Company's sole responsibility is to its Client and this document does not exonerate parties to a transaction from exercising all their rights and obligations under the transaction documents. This document cannot be reproduced except in full, without prior written approval of the Company. Any unauthorized alteration, forgery or falsification of the content or appearance of this document is unlawful and offenders may be prosecuted to the fullest extent of the law.

SGS Taiwan Ltd.

No.134,Wu Kung Road, New Taipei Industrial Park, Wuku District, New Taipei City, Taiwan/新北市五股區新北產業園區五工路 134 號

台灣檢驗科技股份有限公司

t (886-2) 2299-3279

f (886-2) 2298-0488

www.sgs.com.tw

Member of SGS Group

ID: 034

Report No. :TESA2404000176EN

Measurement Report_U-NII-8 7.0GHz 802.11ax(160M)_Body_Bottom Surface_CH 207_0mm_Aux

Ambient temperature: 22.2°C; Liquid temperature: 21.8°C

Exposure Conditions

Phantom Section, TSL	Position, Test Distance [mm]	Frequency [MHz].Channel Number	Conversion Factor	TSL Conductivity [S/m]	TSL Permittivity
Flat, HSL	Bottom Surface, 0.00	6985.0, 207	4.91	6.617	34.375

Hardware Setup

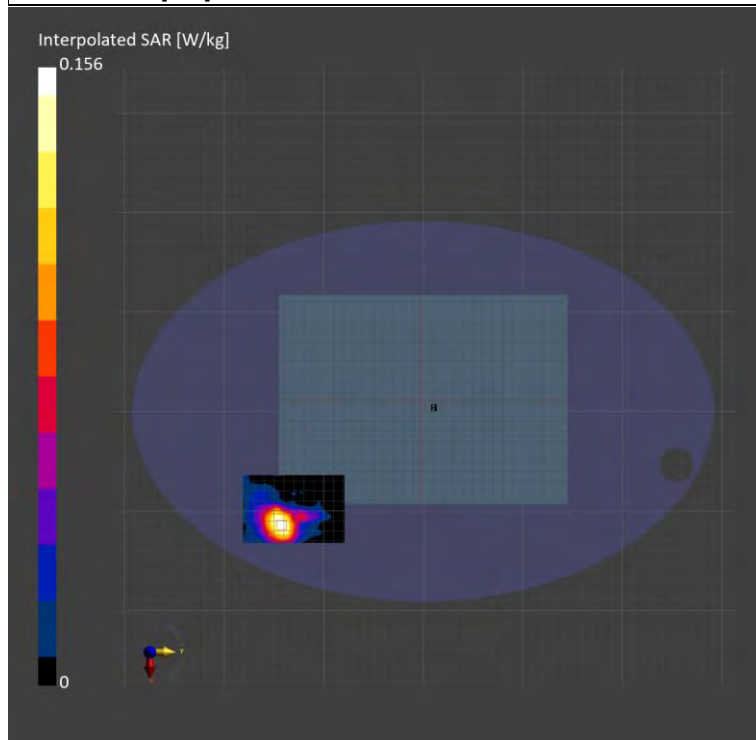
Phantom	Probe, Calibration Date	DAE, Calibration Date
ELI	EX3DV4 - SN7823, 2023-08-11	DAE4 Sn1824, 2023-08-08

Scans Setup

	Area Scan	Zoom Scan
Grid Extents [mm]	68.0 x 102.0	22.0 x 22.0 x 22.0
Grid Steps [mm]	8.5 x 8.5	3.4 x 3.4 x 1.4
Sensor Surface [mm]	3.0	1.4

Measurement Results

	Area Scan	Zoom Scan
Date	2024-04-20	2024-04-20
psSAR1g [W/kg]	0.147	0.152
psSAR8g [W/kg]	0.063	0.065
psSAR10g [W/kg]	0.057	0.057
psPDab (4.0cm2, sq) [W/m2]		1.31
Power Drift [dB]	-0.16	0.09
M2/M1 [%]		58.4
Dist 3dB Peak [mm]		9.7



Unless otherwise stated the results shown in this test report refer only to the sample(s) tested and such sample(s) are retained for 90 days only.

除非另有說明，此報告結果僅對測試之樣品負責，同時此樣品僅保留90天。本報告未經本公司書面許可，不可部份複製。

This document is issued by the Company subject to its General Conditions of Service printed overleaf, available on request or accessible at <http://www.sgs.com.tw/Terms-and-Conditions> and for electronic format documents, subject to Terms and Conditions for Electronic Documents at <http://www.sgs.com.tw/Terms-and-Conditions>. Attention is drawn to the limitation of liability, indemnification and jurisdiction issues defined therein. Any holder of this document is advised that information contained hereon reflects the Company's findings at the time of its intervention only and within the limits of Client's instructions, if any. The Company's sole responsibility is to its Client and this document does not exonerate parties to a transaction from exercising all their rights and obligations under the transaction documents. This document cannot be reproduced except in full, without prior written approval of the Company. Any unauthorized alteration, forgery or falsification of the content or appearance of this document is unlawful and offenders may be prosecuted to the fullest extent of the law.

SGS Taiwan Ltd.

No.134,Wu Kung Road, New Taipei Industrial Park, Wuku District, New Taipei City, Taiwan/新北市五股區新北產業園區五工路 134 號

台灣檢驗科技股份有限公司

t (886-2) 2299-3279

f (886-2) 2298-0488

www.sgs.com.tw

Member of SGS Group

ID: 035

Report No. :TESA2404000176EN

Measurement Report_U-NII-5 6.2GHz 802.11ax(160M)_Body_Top Edge_CH 15_0mm_Main

Ambient temperature: 22.4°C; Liquid temperature: 22.1°C

Exposure Conditions

Phantom Section, TSL	Position, Test Distance [mm]	Frequency [MHz].Channel Number	Conversion Factor	TSL Conductivity [S/m]	TSL Permittivity
Flat, HSL	Top Edge, 0.00	6025.0, 15	4.94	5.653	35.632

Hardware Setup

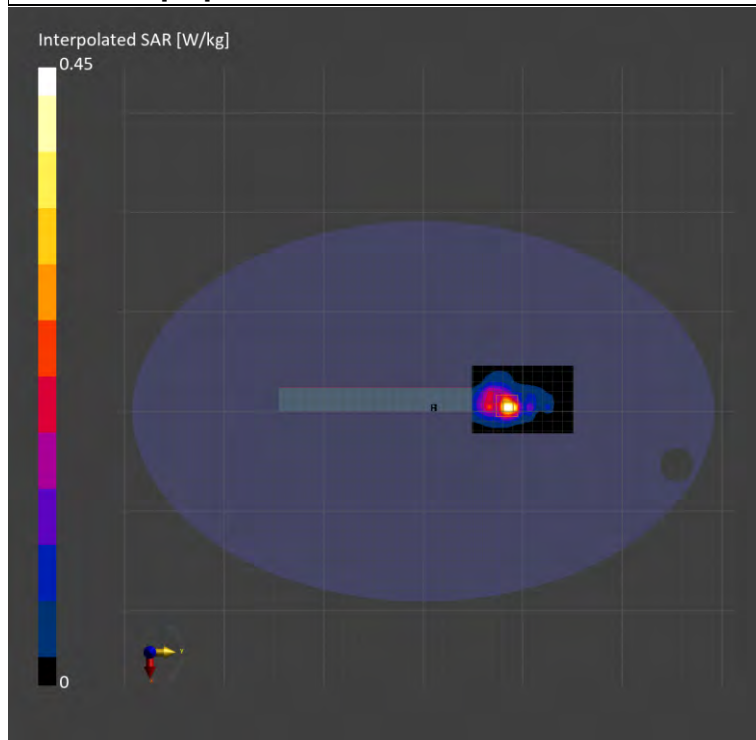
Phantom	Probe, Calibration Date	DAE, Calibration Date
ELI	EX3DV4 - SN7823, 2023-08-11	DAE4 Sn1824, 2023-08-08

Scans Setup

	Area Scan	Zoom Scan
Grid Extents [mm]	68.0 x 102.0	22.0 x 22.0 x 22.0
Grid Steps [mm]	8.5 x 8.5	3.4 x 3.4 x 1.4
Sensor Surface [mm]	3.0	1.4

Measurement Results

	Area Scan	Zoom Scan
Date	2024-04-19	2024-04-19
psSAR1g [W/kg]	0.318	0.334
psSAR8g [W/kg]	0.114	0.112
psSAR10g [W/kg]	0.100	0.098
psPDab (4.0cm2, sq) [W/m2]		2.23
Power Drift [dB]	-0.09	0.06
M2/M1 [%]		55.5
Dist 3dB Peak [mm]		6.7



Unless otherwise stated the results shown in this test report refer only to the sample(s) tested and such sample(s) are retained for 90 days only.

除非另有說明，此報告結果僅對測試之樣品負責，同時此樣品僅保留90天。本報告未經本公司書面許可，不可部份複製。

This document is issued by the Company subject to its General Conditions of Service printed overleaf, available on request or accessible at <http://www.sgs.com.tw/Terms-and-Conditions> and for electronic format documents, subject to Terms and Conditions for Electronic Documents at <http://www.sgs.com.tw/Terms-and-Conditions>. Attention is drawn to the limitation of liability, indemnification and jurisdiction issues defined therein. Any holder of this document is advised that information contained hereon reflects the Company's findings at the time of its intervention only and within the limits of Client's instructions, if any. The Company's sole responsibility is to its Client and this document does not exonerate parties to a transaction from exercising all their rights and obligations under the transaction documents. This document cannot be reproduced except in full, without prior written approval of the Company. Any unauthorized alteration, forgery or falsification of the content or appearance of this document is unlawful and offenders may be prosecuted to the fullest extent of the law.

SGS Taiwan Ltd.

No.134,Wu Kung Road, New Taipei Industrial Park, Wuku District, New Taipei City, Taiwan/新北市五股區新北產業園區五工路 134 號

台灣檢驗科技股份有限公司

t (886-2) 2299-3279

f (886-2) 2298-0488

www.sgs.com.tw

Member of SGS Group

ID: 036

Report No. :TESA2404000176EN

Measurement Report_U-NII-6 6.5GHz 802.11ax(160M)_Body_Top Edge_CH 111_0mm_Main

Ambient temperature: 22.4°C; Liquid temperature: 22.1°C

Exposure Conditions

Phantom Section, TSL	Position, Test Distance [mm]	Frequency [MHz].Channel Number	Conversion Factor	TSL Conductivity [S/m]	TSL Permittivity
Flat, HSL	Top Edge, 0.00	6505.0, 111	4.94	6.136	34.998

Hardware Setup

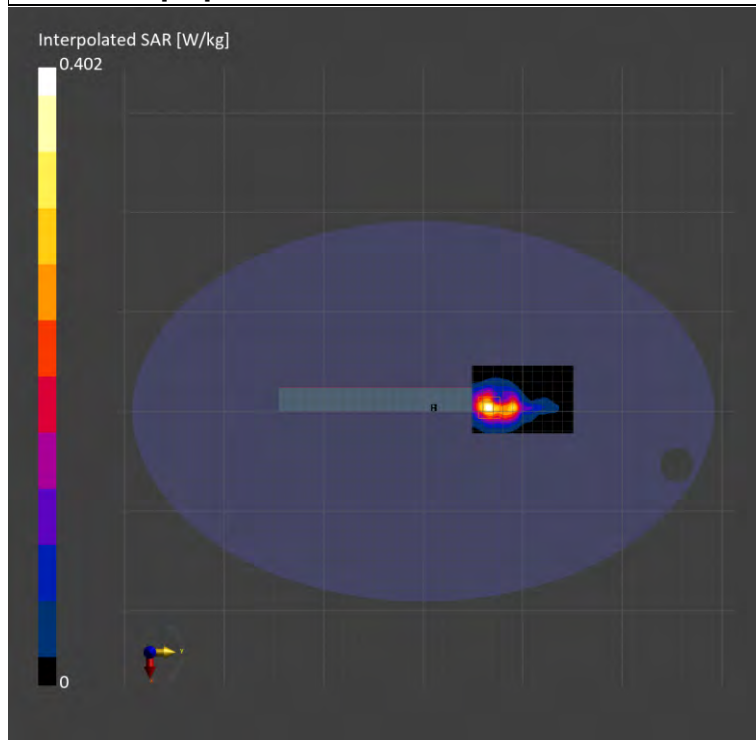
Phantom	Probe, Calibration Date	DAE, Calibration Date
ELI	EX3DV4 - SN7823, 2023-08-11	DAE4 Sn1824, 2023-08-08

Scans Setup

	Area Scan	Zoom Scan
Grid Extents [mm]	68.0 x 102.0	22.0 x 22.0 x 22.0
Grid Steps [mm]	8.5 x 8.5	3.4 x 3.4 x 1.4
Sensor Surface [mm]	3.0	1.4

Measurement Results

	Area Scan	Zoom Scan
Date	2024-04-19	2024-04-19
psSAR1g [W/kg]	0.289	0.266
psSAR8g [W/kg]	0.110	0.101
psSAR10g [W/kg]	0.098	0.089
psPDab (4.0cm2, sq) [W/m2]		2.01
Power Drift [dB]	0.05	0.08
M2/M1 [%]		49.7
Dist 3dB Peak [mm]		8.2



Unless otherwise stated the results shown in this test report refer only to the sample(s) tested and such sample(s) are retained for 90 days only.
除非另有說明，此報告結果僅對測試之樣品負責，同時此樣品僅保留90天。本報告未經本公司書面許可，不可部份複製。

This document is issued by the Company subject to its General Conditions of Service printed overleaf, available on request or accessible at <http://www.sgs.com.tw/Terms-and-Conditions> and for electronic format documents, subject to Terms and Conditions for Electronic Documents at <http://www.sgs.com.tw/Terms-and-Conditions>. Attention is drawn to the limitation of liability, indemnification and jurisdiction issues defined therein. Any holder of this document is advised that information contained hereon reflects the Company's findings at the time of its intervention only and within the limits of Client's instructions, if any. The Company's sole responsibility is to its Client and this document does not exonerate parties to a transaction from exercising all their rights and obligations under the transaction documents. This document cannot be reproduced except in full, without prior written approval of the Company. Any unauthorized alteration, forgery or falsification of the content or appearance of this document is unlawful and offenders may be prosecuted to the fullest extent of the law.

SGS Taiwan Ltd.

No.134,Wu Kung Road, New Taipei Industrial Park, Wuku District, New Taipei City, Taiwan/新北市五股區新北產業園區五工路 134 號

台灣檢驗科技股份有限公司

t (886-2) 2299-3279

f (886-2) 2298-0488

www.sgs.com.tw

Member of SGS Group

ID: 037

Report No. :TESA2404000176EN

Measurement Report_U-NII-7 6.7GHz 802.11ax(160M)_Body_Top Edge_CH 143_0mm_Main

Ambient temperature: 22.4°C; Liquid temperature: 22.1°C

Exposure Conditions

Phantom Section, TSL	Position, Test Distance [mm]	Frequency [MHz].Channel Number	Conversion Factor	TSL Conductivity [S/m]	TSL Permittivity
Flat, HSL	Top Edge, 0.00	6665.0, 143	4.94	6.295	34.79

Hardware Setup

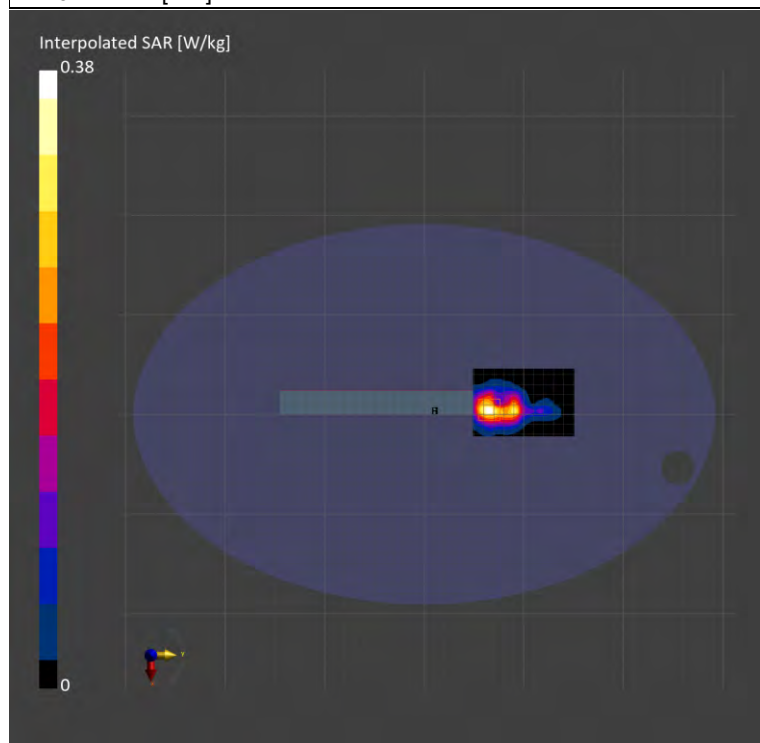
Phantom	Probe, Calibration Date	DAE, Calibration Date
ELI	EX3DV4 - SN7823, 2023-08-11	DAE4 Sn1824, 2023-08-08

Scans Setup

	Area Scan	Zoom Scan
Grid Extents [mm]	68.0 x 102.0	22.0 x 22.0 x 22.0
Grid Steps [mm]	8.5 x 8.5	3.4 x 3.4 x 1.4
Sensor Surface [mm]	3.0	1.4

Measurement Results

	Area Scan	Zoom Scan
Date	2024-04-19	2024-04-19
psSAR1g [W/kg]	0.288	0.268
psSAR8g [W/kg]	0.114	0.105
psSAR10g [W/kg]	0.102	0.093
psPDab (4.0cm2, sq) [W/m2]		2.09
Power Drift [dB]	0.15	0.12
M2/M1 [%]		47.0
Dist 3dB Peak [mm]		7.4



Unless otherwise stated the results shown in this test report refer only to the sample(s) tested and such sample(s) are retained for 90 days only.

除非另有說明，此報告結果僅對測試之樣品負責，同時此樣品僅保留90天。本報告未經本公司書面許可，不可部份複製。

This document is issued by the Company subject to its General Conditions of Service printed overleaf, available on request or accessible at <http://www.sgs.com.tw/Terms-and-Conditions> and for electronic format documents, subject to Terms and Conditions for Electronic Documents at <http://www.sgs.com.tw/Terms-and-Conditions>. Attention is drawn to the limitation of liability, indemnification and jurisdiction issues defined therein. Any holder of this document is advised that information contained hereon reflects the Company's findings at the time of its intervention only and within the limits of Client's instructions, if any. The Company's sole responsibility is to its Client and this document does not exonerate parties to a transaction from exercising all their rights and obligations under the transaction documents. This document cannot be reproduced except in full, without prior written approval of the Company. Any unauthorized alteration, forgery or falsification of the content or appearance of this document is unlawful and offenders may be prosecuted to the fullest extent of the law.

SGS Taiwan Ltd.

No.134,Wu Kung Road, New Taipei Industrial Park, Wuku District, New Taipei City, Taiwan/新北市五股區新北產業園區五工路 134 號

台灣檢驗科技股份有限公司

t (886-2) 2299-3279

f (886-2) 2298-0488

www.sgs.com.tw

Member of SGS Group

ID: 038

Report No. :TESA2404000176EN

Measurement Report_U-NII-8 7.0GHz 802.11ax(160M)_Body_Top Edge_CH 207_0mm_Main

Ambient temperature: 22.2°C; Liquid temperature: 21.8°C

Exposure Conditions

Phantom Section, TSL	Position, Test Distance [mm]	Frequency [MHz].Channel Number	Conversion Factor	TSL Conductivity [S/m]	TSL Permittivity
Flat, HSL	Top Edge, 0.00	6985.0, 207	4.91	6.617	34.375

Hardware Setup

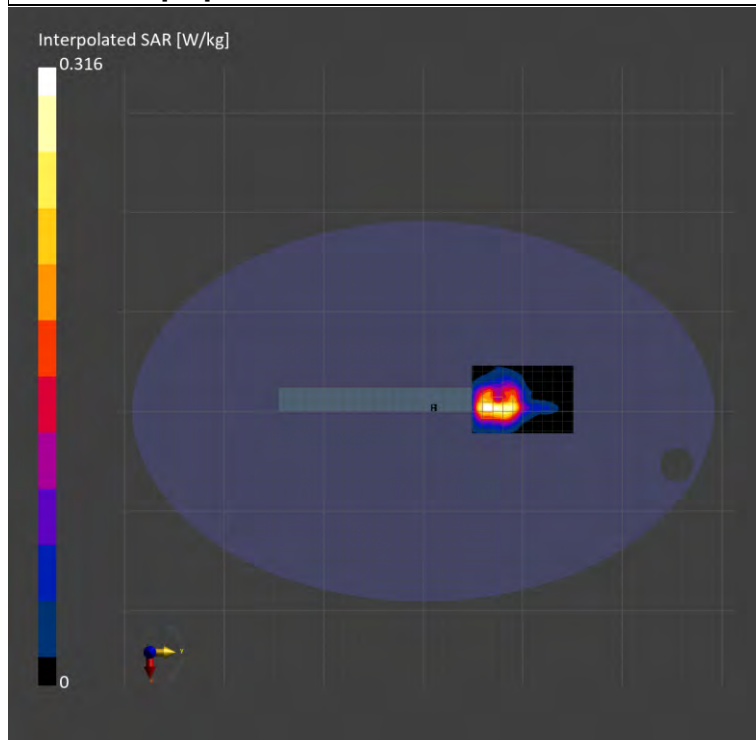
Phantom	Probe, Calibration Date	DAE, Calibration Date
ELI	EX3DV4 - SN7823, 2023-08-11	DAE4 Sn1824, 2023-08-08

Scans Setup

	Area Scan	Zoom Scan
Grid Extents [mm]	68.0 x 102.0	22.0 x 22.0 x 22.0
Grid Steps [mm]	8.5 x 8.5	3.4 x 3.4 x 1.4
Sensor Surface [mm]	3.0	1.4

Measurement Results

	Area Scan	Zoom Scan
Date	2024-04-20	2024-04-20
psSAR1g [W/kg]	0.258	0.227
psSAR8g [W/kg]	0.106	0.092
psSAR10g [W/kg]	0.096	0.083
psPDab (4.0cm2, sq) [W/m2]		1.83
Power Drift [dB]	0.06	-0.03
M2/M1 [%]		46.4
Dist 3dB Peak [mm]		7.6



Unless otherwise stated the results shown in this test report refer only to the sample(s) tested and such sample(s) are retained for 90 days only.

除非另有說明，此報告結果僅對測試之樣品負責，同時此樣品僅保留90天。本報告未經本公司書面許可，不可部份複製。

This document is issued by the Company subject to its General Conditions of Service printed overleaf, available on request or accessible at <http://www.sgs.com.tw/Terms-and-Conditions> and for electronic format documents, subject to Terms and Conditions for Electronic Documents at <http://www.sgs.com.tw/Terms-and-Conditions>. Attention is drawn to the limitation of liability, indemnification and jurisdiction issues defined therein. Any holder of this document is advised that information contained hereon reflects the Company's findings at the time of its intervention only and within the limits of Client's instructions, if any. The Company's sole responsibility is to its Client and this document does not exonerate parties to a transaction from exercising all their rights and obligations under the transaction documents. This document cannot be reproduced except in full, without prior written approval of the Company. Any unauthorized alteration, forgery or falsification of the content or appearance of this document is unlawful and offenders may be prosecuted to the fullest extent of the law.

SGS Taiwan Ltd.

No.134,Wu Kung Road, New Taipei Industrial Park, Wuku District, New Taipei City, Taiwan/新北市五股區新北產業園區五工路 134 號

台灣檢驗科技股份有限公司

t (886-2) 2299-3279

f (886-2) 2298-0488

www.sgs.com.tw

Member of SGS Group

ID: 039

Report No. :TESA2404000176EN

Measurement Report_U-NII-5 6.2GHz 802.11ax(160M)_Body_Top Edge_CH 15_0mm_Aux

Ambient temperature: 22.4°C; Liquid temperature: 22.1°C

Exposure Conditions

Phantom Section, TSL	Position, Test Distance [mm]	Frequency [MHz].Channel Number	Conversion Factor	TSL Conductivity [S/m]	TSL Permittivity
Flat, HSL	Top Edge, 0.00	6025.0, 15	4.94	5.653	35.632

Hardware Setup

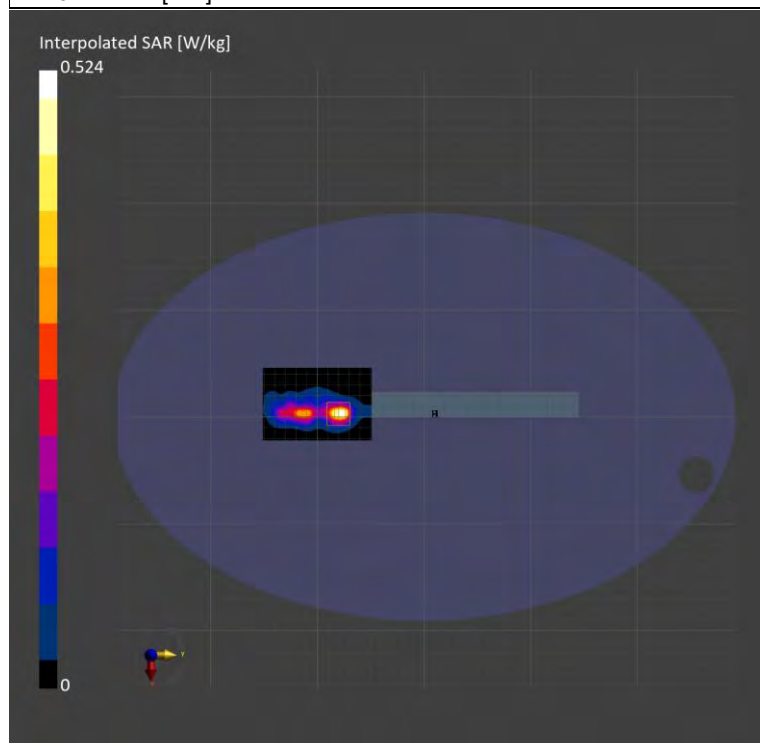
Phantom	Probe, Calibration Date	DAE, Calibration Date
ELI	EX3DV4 - SN7823, 2023-08-11	DAE4 Sn1824, 2023-08-08

Scans Setup

	Area Scan	Zoom Scan
Grid Extents [mm]	68.0 x 102.0	22.0 x 22.0 x 22.0
Grid Steps [mm]	8.5 x 8.5	3.4 x 3.4 x 1.4
Sensor Surface [mm]	3.0	1.4

Measurement Results

	Area Scan	Zoom Scan
Date	2024-04-19	2024-04-19
psSAR1g [W/kg]	0.356	0.413
psSAR8g [W/kg]	0.122	0.131
psSAR10g [W/kg]	0.106	0.113
psPDab (4.0cm2, sq) [W/m2]		2.61
Power Drift [dB]	0.02	0.04
M2/M1 [%]		55.1
Dist 3dB Peak [mm]		6.1



Unless otherwise stated the results shown in this test report refer only to the sample(s) tested and such sample(s) are retained for 90 days only.

除非另有說明，此報告結果僅對測試之樣品負責，同時此樣品僅保留90天。本報告未經本公司書面許可，不可部份複製。

This document is issued by the Company subject to its General Conditions of Service printed overleaf, available on request or accessible at <http://www.sgs.com.tw/Terms-and-Conditions> and for electronic format documents, subject to Terms and Conditions for Electronic Documents at <http://www.sgs.com.tw/Terms-and-Conditions>. Attention is drawn to the limitation of liability, indemnification and jurisdiction issues defined therein. Any holder of this document is advised that information contained hereon reflects the Company's findings at the time of its intervention only and within the limits of Client's instructions, if any. The Company's sole responsibility is to its Client and this document does not exonerate parties to a transaction from exercising all their rights and obligations under the transaction documents. This document cannot be reproduced except in full, without prior written approval of the Company. Any unauthorized alteration, forgery or falsification of the content or appearance of this document is unlawful and offenders may be prosecuted to the fullest extent of the law.

SGS Taiwan Ltd.

No.134,Wu Kung Road, New Taipei Industrial Park, Wuku District, New Taipei City, Taiwan/新北市五股區新北產業園區五工路 134 號

台灣檢驗科技股份有限公司

t (886-2) 2299-3279

f (886-2) 2298-0488

www.sgs.com.tw

Member of SGS Group

ID: 040

Report No. :TESA2404000176EN

Measurement Report_U-NII-6 6.5GHz 802.11ax(160M)_Body_Top Edge_CH 111_0mm_Aux

Ambient temperature: 22.4°C; Liquid temperature: 22.1°C

Exposure Conditions

Phantom Section, TSL	Position, Test Distance [mm]	Frequency [MHz].Channel Number	Conversion Factor	TSL Conductivity [S/m]	TSL Permittivity
Flat, HSL	Top Edge, 0.00	6505.0, 111	4.94	6.136	34.998

Hardware Setup

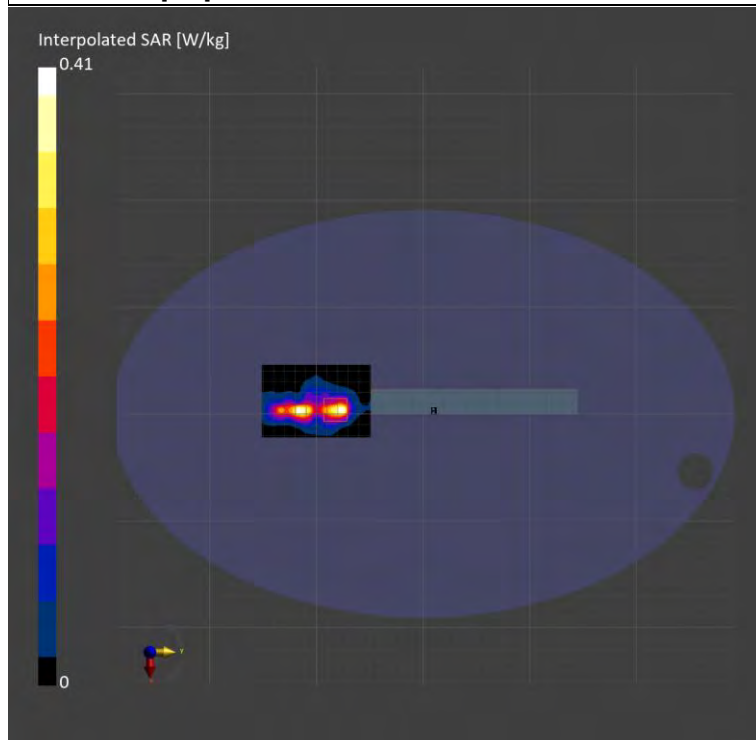
Phantom	Probe, Calibration Date	DAE, Calibration Date
ELI	EX3DV4 - SN7823, 2023-08-11	DAE4 Sn1824, 2023-08-08

Scans Setup

	Area Scan	Zoom Scan
Grid Extents [mm]	68.0 x 102.0	22.0 x 22.0 x 22.0
Grid Steps [mm]	8.5 x 8.5	3.4 x 3.4 x 1.4
Sensor Surface [mm]	3.0	1.4

Measurement Results

	Area Scan	Zoom Scan
Date	2024-04-19	2024-04-19
psSAR1g [W/kg]	0.282	0.323
psSAR8g [W/kg]	0.103	0.109
psSAR10g [W/kg]	0.091	0.096
psPDab (4.0cm2, sq) [W/m2]		2.18
Power Drift [dB]	-0.08	-0.07
M2/M1 [%]		50.1
Dist 3dB Peak [mm]		6.1



Unless otherwise stated the results shown in this test report refer only to the sample(s) tested and such sample(s) are retained for 90 days only.

除非另有說明，此報告結果僅對測試之樣品負責，同時此樣品僅保留90天。本報告未經本公司書面許可，不可部份複製。

This document is issued by the Company subject to its General Conditions of Service printed overleaf, available on request or accessible at <http://www.sgs.com.tw/Terms-and-Conditions> and for electronic format documents, subject to Terms and Conditions for Electronic Documents at <http://www.sgs.com.tw/Terms-and-Conditions>. Attention is drawn to the limitation of liability, indemnification and jurisdiction issues defined therein. Any holder of this document is advised that information contained hereon reflects the Company's findings at the time of its intervention only and within the limits of Client's instructions, if any. The Company's sole responsibility is to its Client and this document does not exonerate parties to a transaction from exercising all their rights and obligations under the transaction documents. This document cannot be reproduced except in full, without prior written approval of the Company. Any unauthorized alteration, forgery or falsification of the content or appearance of this document is unlawful and offenders may be prosecuted to the fullest extent of the law.

SGS Taiwan Ltd.

No.134,Wu Kung Road, New Taipei Industrial Park, Wuku District, New Taipei City, Taiwan/新北市五股區新北產業園區五工路 134 號

台灣檢驗科技股份有限公司

t (886-2) 2299-3279

f (886-2) 2298-0488

www.sgs.com.tw

Member of SGS Group

ID: 041

Report No. :TESA2404000176EN

Measurement Report_U-NII-7 6.7GHz 802.11ax(160M)_Body_Top Edge_CH 143_0mm_Aux

Ambient temperature: 22.4°C; Liquid temperature: 22.1°C

Exposure Conditions

Phantom Section, TSL	Position, Test Distance [mm]	Frequency [MHz].Channel Number	Conversion Factor	TSL Conductivity [S/m]	TSL Permittivity
Flat, HSL	Top Edge, 0.00	6665.0, 143	4.94	6.295	34.79

Hardware Setup

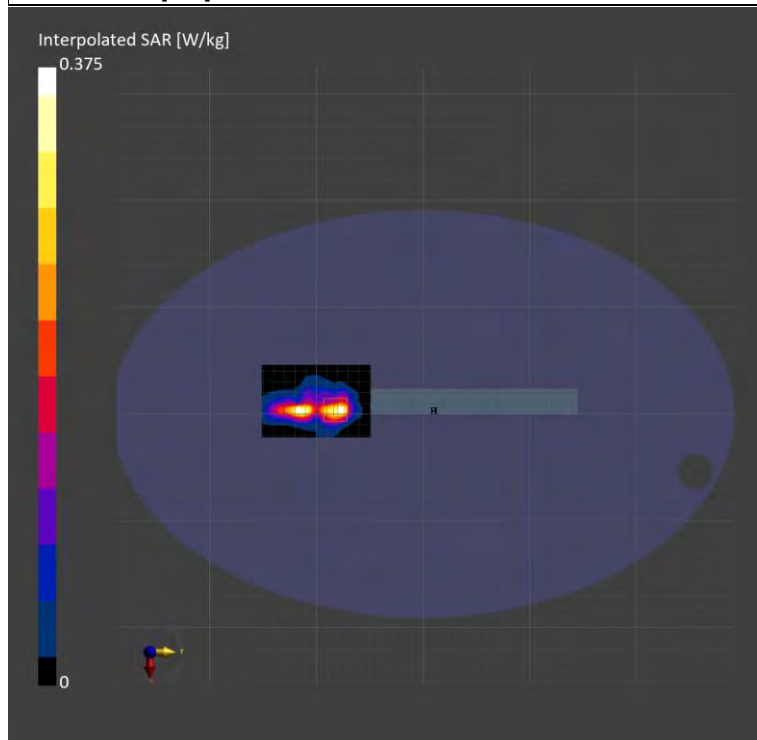
Phantom	Probe, Calibration Date	DAE, Calibration Date
ELI	EX3DV4 - SN7823, 2023-08-11	DAE4 Sn1824, 2023-08-08

Scans Setup

	Area Scan	Zoom Scan
Grid Extents [mm]	68.0 x 102.0	22.0 x 22.0 x 22.0
Grid Steps [mm]	8.5 x 8.5	3.4 x 3.4 x 1.4
Sensor Surface [mm]	3.0	1.4

Measurement Results

	Area Scan	Zoom Scan
Date	2024-04-19	2024-04-19
psSAR1g [W/kg]	0.271	0.296
psSAR8g [W/kg]	0.104	0.108
psSAR10g [W/kg]	0.092	0.096
psPDab (4.0cm2, sq) [W/m2]		1.94
Power Drift [dB]	-0.01	-0.03
M2/M1 [%]		49.1
Dist 3dB Peak [mm]		5.5



Unless otherwise stated the results shown in this test report refer only to the sample(s) tested and such sample(s) are retained for 90 days only.

除非另有說明，此報告結果僅對測試之樣品負責，同時此樣品僅保留90天。本報告未經本公司書面許可，不可部份複製。

This document is issued by the Company subject to its General Conditions of Service printed overleaf, available on request or accessible at <http://www.sgs.com.tw/Terms-and-Conditions> and for electronic format documents, subject to Terms and Conditions for Electronic Documents at <http://www.sgs.com.tw/Terms-and-Conditions>. Attention is drawn to the limitation of liability, indemnification and jurisdiction issues defined therein. Any holder of this document is advised that information contained hereon reflects the Company's findings at the time of its intervention only and within the limits of Client's instructions, if any. The Company's sole responsibility is to its Client and this document does not exonerate parties to a transaction from exercising all their rights and obligations under the transaction documents. This document cannot be reproduced except in full, without prior written approval of the Company. Any unauthorized alteration, forgery or falsification of the content or appearance of this document is unlawful and offenders may be prosecuted to the fullest extent of the law.

SGS Taiwan Ltd.

No.134,Wu Kung Road, New Taipei Industrial Park, Wuku District, New Taipei City, Taiwan/新北市五股區新北產業園區五工路 134 號

台灣檢驗科技股份有限公司

t (886-2) 2299-3279

f (886-2) 2298-0488

www.sgs.com.tw

Member of SGS Group

ID: 042

Report No. :TESA2404000176EN

Measurement Report_U-NII-8 7.0GHz 802.11ax(160M)_Body_Top Edge_CH 207_0mm_Aux

Ambient temperature: 22.2°C; Liquid temperature: 21.8°C

Exposure Conditions

Phantom Section, TSL	Position, Test Distance [mm]	Frequency [MHz].Channel Number	Conversion Factor	TSL Conductivity [S/m]	TSL Permittivity
Flat, HSL	Top Edge, 0.00	6985.0, 207	4.91	6.617	34.375

Hardware Setup

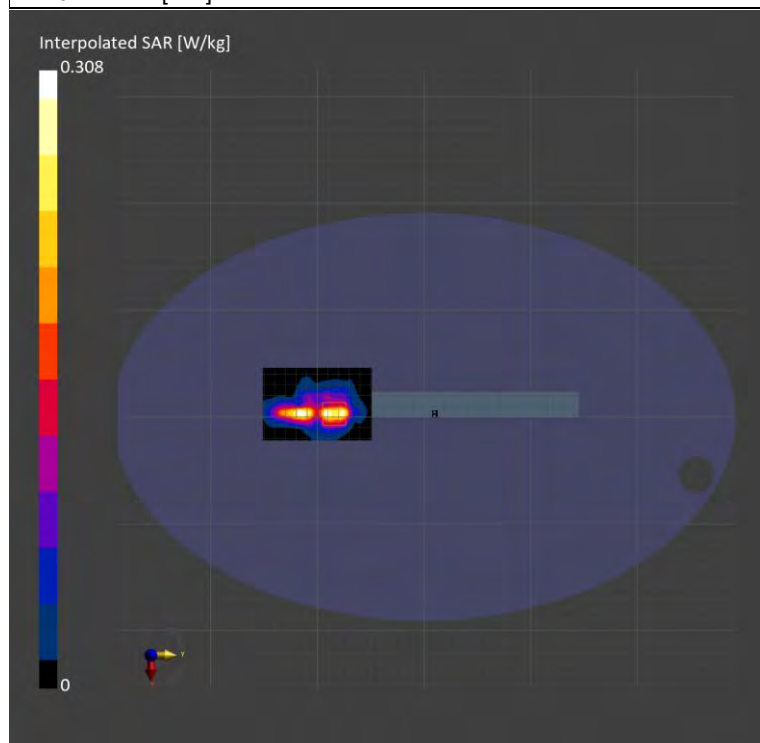
Phantom	Probe, Calibration Date	DAE, Calibration Date
ELI	EX3DV4 - SN7823, 2023-08-11	DAE4 Sn1824, 2023-08-08

Scans Setup

	Area Scan	Zoom Scan
Grid Extents [mm]	68.0 x 102.0	22.0 x 22.0 x 22.0
Grid Steps [mm]	8.5 x 8.5	3.4 x 3.4 x 1.4
Sensor Surface [mm]	3.0	1.4

Measurement Results

	Area Scan	Zoom Scan
Date	2024-04-20	2024-04-20
psSAR1g [W/kg]	0.228	0.227
psSAR8g [W/kg]	0.090	0.079
psSAR10g [W/kg]	0.080	0.070
psPDab (4.0cm2, sq) [W/m2]		1.59
Power Drift [dB]	-0.11	0.04
M2/M1 [%]		46.0
Dist 3dB Peak [mm]		6.1



Unless otherwise stated the results shown in this test report refer only to the sample(s) tested and such sample(s) are retained for 90 days only.

除非另有說明，此報告結果僅對測試之樣品負責，同時此樣品僅保留90天。本報告未經本公司書面許可，不可部份複製。

This document is issued by the Company subject to its General Conditions of Service printed overleaf, available on request or accessible at <http://www.sgs.com.tw/Terms-and-Conditions> and for electronic format documents, subject to Terms and Conditions for Electronic Documents at <http://www.sgs.com.tw/Terms-and-Conditions>. Attention is drawn to the limitation of liability, indemnification and jurisdiction issues defined therein. Any holder of this document is advised that information contained hereon reflects the Company's findings at the time of its intervention only and within the limits of Client's instructions, if any. The Company's sole responsibility is to its Client and this document does not exonerate parties to a transaction from exercising all their rights and obligations under the transaction documents. This document cannot be reproduced except in full, without prior written approval of the Company. Any unauthorized alteration, forgery or falsification of the content or appearance of this document is unlawful and offenders may be prosecuted to the fullest extent of the law.

SGS Taiwan Ltd.

No.134,Wu Kung Road, New Taipei Industrial Park, Wuku District, New Taipei City, Taiwan/新北市五股區新北產業園區五工路 134 號

台灣檢驗科技股份有限公司

t (886-2) 2299-3279

f (886-2) 2298-0488

www.sgs.com.tw

Member of SGS Group

13 PD MEASUREMENT RESULTS

ID: 043

Report No. :TESA2404000176EN

Measurement Report_Top Edge, U-NII-5, Main

IEEE 802.11ax (160MHz, MCS0, 99pc duty cycle), Channel 15 (6025.0 MHz)

Exposure Conditions

Phantom Section	Position, Test Distance [mm]	Frequency [MHz],Channel Number	Conversion Factor
5G	Top Edge, 2.00	6025.0, 15	1.0

Hardware Setup

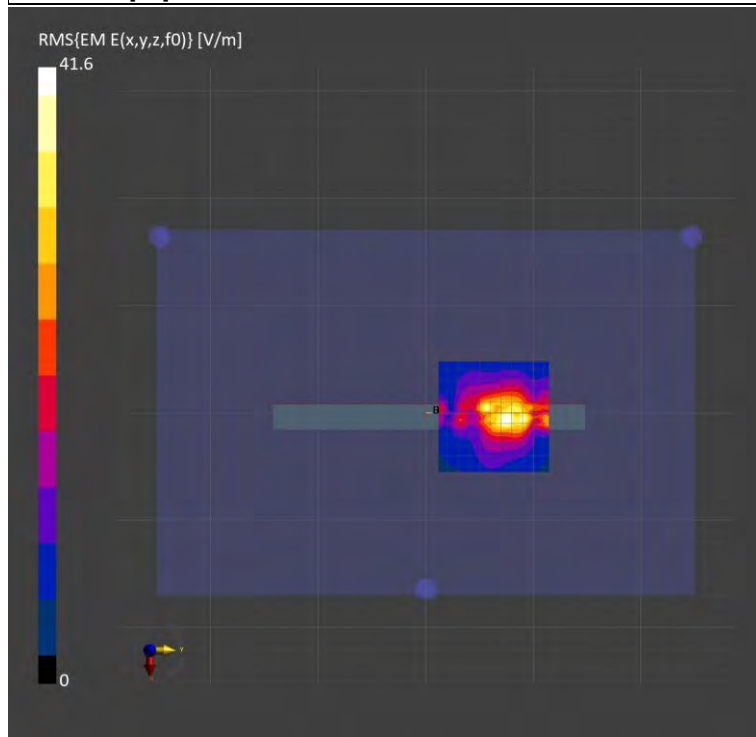
Phantom	Medium	Probe, Calibration Date	DAE, Calibration Date
mmWave - 1113	Air -	EUmmWV4 - SN9643_F1-55GHz, 2023-08-04	DAE4ip Sn1824, 2023-08-08

Scans Setup

Scan Type	5G Scan
Grid Extents [mm]	100.0 x 100.0
Grid Steps [lambda]	0.0625 x 0.0625
Sensor Surface [mm]	2.0

Measurement Results

Scan Type	5G Scan
Date	2024-04-21
Avg. Area [cm ²]	4.00
psPDn+ [W/m ²]	2.20
psPDtot+ [W/m ²]	3.10
psPDmod+ [W/m ²]	3.46
E _{max} [V/m]	41.6
Power Drift [dB]	0.18



Unless otherwise stated the results shown in this test report refer only to the sample(s) tested and such sample(s) are retained for 90 days only.

除非另有說明，此報告結果僅對測試之樣品負責，同時此樣品僅保留90天。本報告未經本公司書面許可，不可部份複製。

This document is issued by the Company subject to its General Conditions of Service printed overleaf, available on request or accessible at <http://www.sgs.com.tw/Terms-and-Conditions> and for electronic format documents, subject to Terms and Conditions for Electronic Documents at <http://www.sgs.com.tw/Terms-and-Conditions>. Attention is drawn to the limitation of liability, indemnification and jurisdiction issues defined therein. Any holder of this document is advised that information contained hereon reflects the Company's findings at the time of its intervention only and within the limits of Client's instructions, if any. The Company's sole responsibility is to its Client and this document does not exonerate parties to a transaction from exercising all their rights and obligations under the transaction documents. This document cannot be reproduced except in full, without prior written approval of the Company. Any unauthorized alteration, forgery or falsification of the content or appearance of this document is unlawful and offenders may be prosecuted to the fullest extent of the law.

SGS Taiwan Ltd.

No.134,Wu Kung Road, New Taipei Industrial Park, Wuku District, New Taipei City, Taiwan/新北市五股區新北產業園區五工路 134 號

台灣檢驗科技股份有限公司

t (886-2) 2299-3279

f (886-2) 2298-0488

www.sgs.com.tw

Member of SGS Group

ID: 044

Report No. :TESA2404000176EN

Measurement Report_Top Edge, U-NII-5, Main

IEEE 802.11ax (160MHz, MCS0, 99pc duty cycle), Channel 47 (6185.0 MHz)

Exposure Conditions

Phantom Section	Position, Test Distance [mm]	Frequency [MHz],Channel Number	Conversion Factor
5G	Top Edge, 2.00	6185.0, 47	1.0

Hardware Setup


Phantom	Medium	Probe, Calibration Date	DAE, Calibration Date
mmWave - 1113	Air -	EUmmWV4 - SN9643_F1-55GHz, 2023-08-04	DAE4ip Sn1824, 2023-08-08

Scans Setup

Scan Type	5G Scan
Grid Extents [mm]	100.0 x 100.0
Grid Steps [lambda]	0.0625 x 0.0625
Sensor Surface [mm]	2.0

Measurement Results

Scan Type	5G Scan
Date	2024-04-21
Avg. Area [cm ²]	4.00
psPDn+ [W/m ²]	2.70
psPDtot+ [W/m ²]	3.77
psPDmod+ [W/m ²]	4.14
E _{max} [V/m]	50.2
Power Drift [dB]	0.15



Unless otherwise stated the results shown in this test report refer only to the sample(s) tested and such sample(s) are retained for 90 days only.

除非另有說明，此報告結果僅對測試之樣品負責，同時此樣品僅保留90天。本報告未經本公司書面許可，不可部份複製。

This document is issued by the Company subject to its General Conditions of Service printed overleaf, available on request or accessible at <http://www.sgs.com.tw/Terms-and-Conditions> and for electronic format documents, subject to Terms and Conditions for Electronic Documents at <http://www.sgs.com.tw/Terms-and-Conditions>. Attention is drawn to the limitation of liability, indemnification and jurisdiction issues defined therein. Any holder of this document is advised that information contained hereon reflects the Company's findings at the time of its intervention only and within the limits of Client's instructions, if any. The Company's sole responsibility is to its Client and this document does not exonerate parties to a transaction from exercising all their rights and obligations under the transaction documents. This document cannot be reproduced except in full, without prior written approval of the Company. Any unauthorized alteration, forgery or falsification of the content or appearance of this document is unlawful and offenders may be prosecuted to the fullest extent of the law.

SGS Taiwan Ltd.

No.134,Wu Kung Road, New Taipei Industrial Park, Wuku District, New Taipei City, Taiwan/新北市五股區新北產業園區五工路 134 號

台灣檢驗科技股份有限公司

t (886-2) 2299-3279

f (886-2) 2298-0488

www.sgs.com.tw

Member of SGS Group

ID: 045

Report No. :TESA2404000176EN

Measurement Report_Top Edge, U-NII-6, Main

IEEE 802.11ax (160MHz, MCS0, 99pc duty cycle), Channel 111 (6505.0 MHz)

Exposure Conditions

Phantom Section	Position, Test Distance [mm]	Frequency [MHz],Channel Number	Conversion Factor
5G	Top Edge, 2.00	6505.0, 111	1.0

Hardware Setup

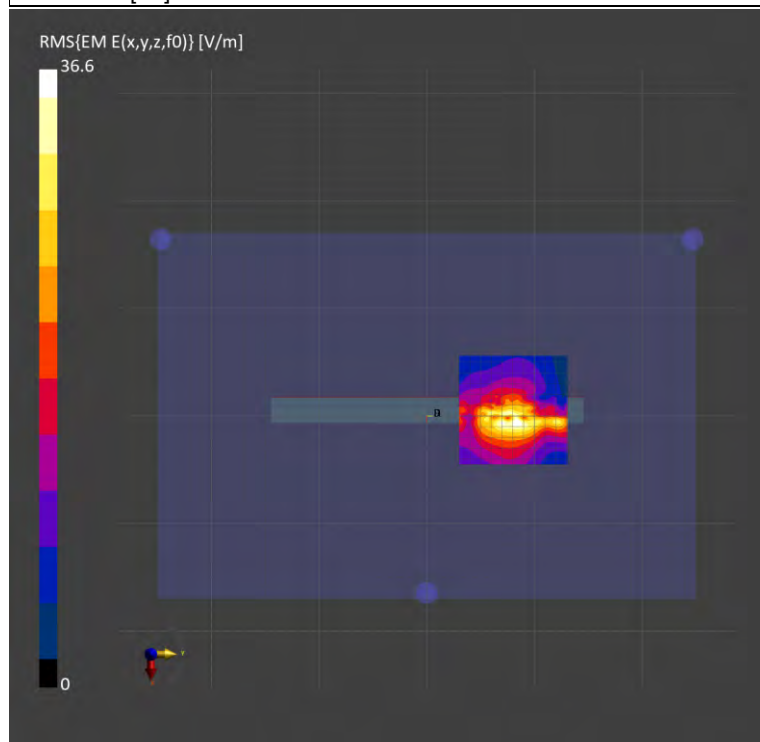
Phantom	Medium	Probe, Calibration Date	DAE, Calibration Date
mmWave - 1113	Air -	EUmmWV4 - SN9643_F1-55GHz, 2023-08-04	DAE4ip Sn1824, 2023-08-08

Scans Setup

Scan Type	5G Scan
Grid Extents [mm]	100.0 x 100.0
Grid Steps [lambda]	0.0625 x 0.0625
Sensor Surface [mm]	2.0

Measurement Results

Scan Type	5G Scan
Date	2024-04-21
Avg. Area [cm ²]	4.00
psPDn+ [W/m ²]	1.13
psPDtot+ [W/m ²]	2.42
psPDmod+ [W/m ²]	2.96
E _{max} [V/m]	36.6
Power Drift [dB]	-0.12



Unless otherwise stated the results shown in this test report refer only to the sample(s) tested and such sample(s) are retained for 90 days only.

除非另有說明，此報告結果僅對測試之樣品負責，同時此樣品僅保留90天。本報告未經本公司書面許可，不可部份複製。

This document is issued by the Company subject to its General Conditions of Service printed overleaf, available on request or accessible at <http://www.sgs.com.tw/Terms-and-Conditions> and for electronic format documents, subject to Terms and Conditions for Electronic Documents at <http://www.sgs.com.tw/Terms-and-Conditions>. Attention is drawn to the limitation of liability, indemnification and jurisdiction issues defined therein. Any holder of this document is advised that information contained hereon reflects the Company's findings at the time of its intervention only and within the limits of Client's instructions, if any. The Company's sole responsibility is to its Client and this document does not exonerate parties to a transaction from exercising all their rights and obligations under the transaction documents. This document cannot be reproduced except in full, without prior written approval of the Company. Any unauthorized alteration, forgery or falsification of the content or appearance of this document is unlawful and offenders may be prosecuted to the fullest extent of the law.

SGS Taiwan Ltd.

No.134,Wu Kung Road, New Taipei Industrial Park, Wuku District, New Taipei City, Taiwan/新北市五股區新北產業園區五工路 134 號

台灣檢驗科技股份有限公司

t (886-2) 2299-3279

f (886-2) 2298-0488

www.sgs.com.tw

Member of SGS Group

ID: 046

Report No. :TESA2404000176EN

Measurement Report_Top Edge, U-NII-7, Main

IEEE 802.11ax (160MHz, MCS0, 99pc duty cycle), Channel 143 (6665.0 MHz)

Exposure Conditions

Phantom Section	Position, Test Distance [mm]	Frequency [MHz],Channel Number	Conversion Factor
5G	Top Edge, 2.00	6665.0, 143	1.0

Hardware Setup

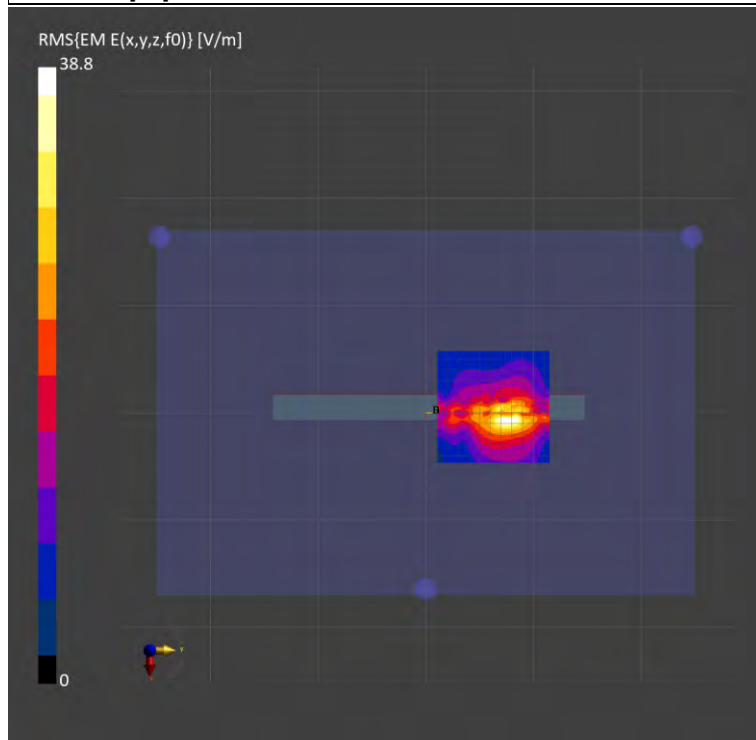
Phantom	Medium	Probe, Calibration Date	DAE, Calibration Date
mmWave - 1113	Air -	EUmmWV4 - SN9643_F1-55GHz, 2023-08-04	DAE4ip Sn1824, 2023-08-08

Scans Setup

Scan Type	5G Scan
Grid Extents [mm]	100.0 x 100.0
Grid Steps [lambda]	0.0625 x 0.0625
Sensor Surface [mm]	2.0

Measurement Results

Scan Type	5G Scan
Date	2024-04-21
Avg. Area [cm ²]	4.00
psPDn+ [W/m ²]	1.68
psPDtot+ [W/m ²]	2.85
psPDmod+ [W/m ²]	3.44
E _{max} [V/m]	38.8
Power Drift [dB]	0.16



Unless otherwise stated the results shown in this test report refer only to the sample(s) tested and such sample(s) are retained for 90 days only.

除非另有說明，此報告結果僅對測試之樣品負責，同時此樣品僅保留90天。本報告未經本公司書面許可，不可部份複製。

This document is issued by the Company subject to its General Conditions of Service printed overleaf, available on request or accessible at <http://www.sgs.com.tw/Terms-and-Conditions> and for electronic format documents, subject to Terms and Conditions for Electronic Documents at <http://www.sgs.com.tw/Terms-and-Conditions>. Attention is drawn to the limitation of liability, indemnification and jurisdiction issues defined therein. Any holder of this document is advised that information contained hereon reflects the Company's findings at the time of its intervention only and within the limits of Client's instructions, if any. The Company's sole responsibility is to its Client and this document does not exonerate parties to a transaction from exercising all their rights and obligations under the transaction documents. This document cannot be reproduced except in full, without prior written approval of the Company. Any unauthorized alteration, forgery or falsification of the content or appearance of this document is unlawful and offenders may be prosecuted to the fullest extent of the law.

SGS Taiwan Ltd.

No.134,Wu Kung Road, New Taipei Industrial Park, Wuku District, New Taipei City, Taiwan/新北市五股區新北產業園區五工路 134 號

台灣檢驗科技股份有限公司

t (886-2) 2299-3279

f (886-2) 2298-0488

www.sgs.com.tw

Member of SGS Group

ID: 047

Report No. :TESA2404000176EN

Measurement Report_Top Edge, U-NII-8, Main

IEEE 802.11ax (160MHz, MCS0, 99pc duty cycle), Channel 207 (6985.0 MHz)

Exposure Conditions

Phantom Section	Position, Test Distance [mm]	Frequency [MHz],Channel Number	Conversion Factor
5G	Top Edge, 2.00	6985.0, 207	1.0

Hardware Setup

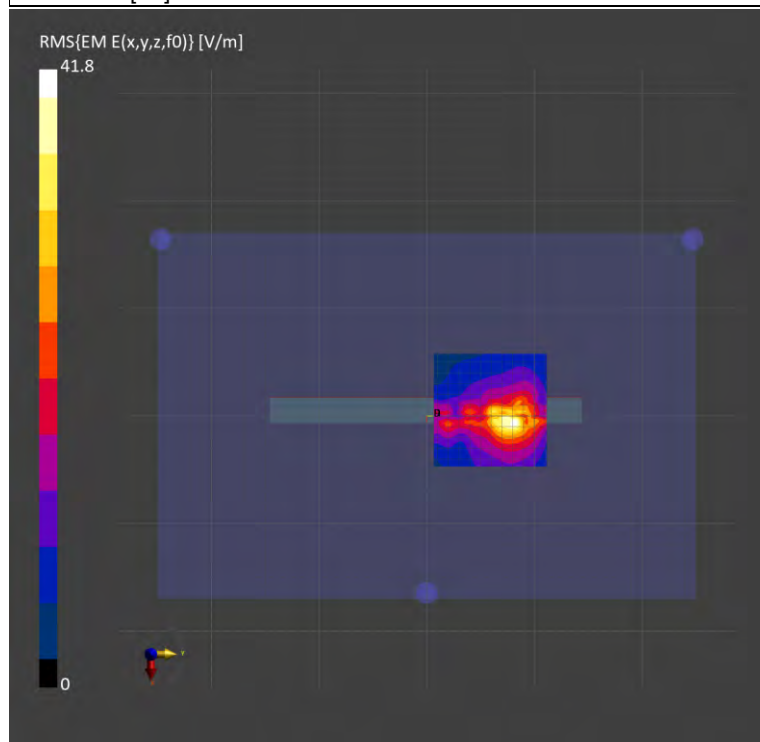
Phantom	Medium	Probe, Calibration Date	DAE, Calibration Date
mmWave - 1113	Air -	EUmmWV4 - SN9643_F1-55GHz, 2023-08-04	DAE4ip Sn1824, 2023-08-08

Scans Setup

Scan Type	5G Scan
Grid Extents [mm]	100.0 x 100.0
Grid Steps [lambda]	0.0625 x 0.0625
Sensor Surface [mm]	2.0

Measurement Results

Scan Type	5G Scan
Date	2024-04-21
Avg. Area [cm ²]	4.00
psPDn+ [W/m ²]	2.06
psPDtot+ [W/m ²]	3.76
psPDmod+ [W/m ²]	4.02
E _{max} [V/m]	41.8
Power Drift [dB]	0.16



Unless otherwise stated the results shown in this test report refer only to the sample(s) tested and such sample(s) are retained for 90 days only.

除非另有說明，此報告結果僅對測試之樣品負責，同時此樣品僅保留90天。本報告未經本公司書面許可，不可部份複製。

This document is issued by the Company subject to its General Conditions of Service printed overleaf, available on request or accessible at <http://www.sgs.com.tw/Terms-and-Conditions> and for electronic format documents, subject to Terms and Conditions for Electronic Documents at <http://www.sgs.com.tw/Terms-and-Conditions>. Attention is drawn to the limitation of liability, indemnification and jurisdiction issues defined therein. Any holder of this document is advised that information contained hereon reflects the Company's findings at the time of its intervention only and within the limits of Client's instructions, if any. The Company's sole responsibility is to its Client and this document does not exonerate parties to a transaction from exercising all their rights and obligations under the transaction documents. This document cannot be reproduced except in full, without prior written approval of the Company. Any unauthorized alteration, forgery or falsification of the content or appearance of this document is unlawful and offenders may be prosecuted to the fullest extent of the law.

SGS Taiwan Ltd.

No.134,Wu Kung Road, New Taipei Industrial Park, Wuku District, New Taipei City, Taiwan/新北市五股區新北產業園區五工路 134 號

台灣檢驗科技股份有限公司

t (886-2) 2299-3279

f (886-2) 2298-0488

www.sgs.com.tw

Member of SGS Group

ID: 048

Report No. :TESA2404000176EN

Measurement Report_Top Edge, U-NII-5, Aux

IEEE 802.11ax (160MHz, MCS0, 99pc duty cycle), Channel 15 (6025.0 MHz)

Exposure Conditions

Phantom Section	Position, Test Distance [mm]	Frequency [MHz],Channel Number	Conversion Factor
5G	Top Edge, 2.00	6025.0, 15	1.0

Hardware Setup

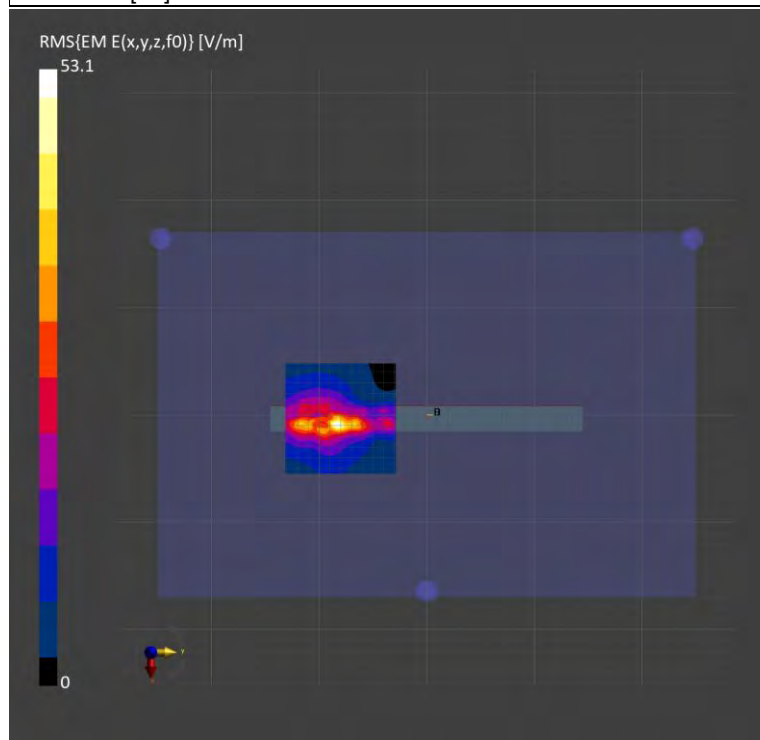
Phantom	Medium	Probe, Calibration Date	DAE, Calibration Date
mmWave - 1113	Air -	EUmmWV4 - SN9643_F1-55GHz, 2023-08-04	DAE4ip Sn1824, 2023-08-08

Scans Setup

Scan Type	5G Scan
Grid Extents [mm]	100.0 x 100.0
Grid Steps [lambda]	0.0625 x 0.0625
Sensor Surface [mm]	2.0

Measurement Results

Scan Type	5G Scan
Date	2024-04-21
Avg. Area [cm ²]	4.00
psPDn+ [W/m ²]	1.44
psPDtot+ [W/m ²]	2.47
psPDmod+ [W/m ²]	3.34
E _{max} [V/m]	53.1
Power Drift [dB]	-0.05



Unless otherwise stated the results shown in this test report refer only to the sample(s) tested and such sample(s) are retained for 90 days only.

除非另有說明，此報告結果僅對測試之樣品負責，同時此樣品僅保留90天。本報告未經本公司書面許可，不可部份複製。

This document is issued by the Company subject to its General Conditions of Service printed overleaf, available on request or accessible at <http://www.sgs.com.tw/Terms-and-Conditions> and for electronic format documents, subject to Terms and Conditions for Electronic Documents at <http://www.sgs.com.tw/Terms-and-Conditions>. Attention is drawn to the limitation of liability, indemnification and jurisdiction issues defined therein. Any holder of this document is advised that information contained hereon reflects the Company's findings at the time of its intervention only and within the limits of Client's instructions, if any. The Company's sole responsibility is to its Client and this document does not exonerate parties to a transaction from exercising all their rights and obligations under the transaction documents. This document cannot be reproduced except in full, without prior written approval of the Company. Any unauthorized alteration, forgery or falsification of the content or appearance of this document is unlawful and offenders may be prosecuted to the fullest extent of the law.

SGS Taiwan Ltd.

No.134,Wu Kung Road, New Taipei Industrial Park, Wuku District, New Taipei City, Taiwan/新北市五股區新北產業園區五工路 134 號

台灣檢驗科技股份有限公司

t (886-2) 2299-3279

f (886-2) 2298-0488

www.sgs.com.tw

Member of SGS Group

ID: 049

Report No. :TESA2404000176EN

Measurement Report_Top Edge, U-NII-5, Aux

IEEE 802.11ax (160MHz, MCS0, 99pc duty cycle), Channel 47 (6185.0 MHz)

Exposure Conditions

Phantom Section	Position, Test Distance [mm]	Frequency [MHz],Channel Number	Conversion Factor
5G	Top Edge, 2.00	6185.0, 47	1.0

Hardware Setup

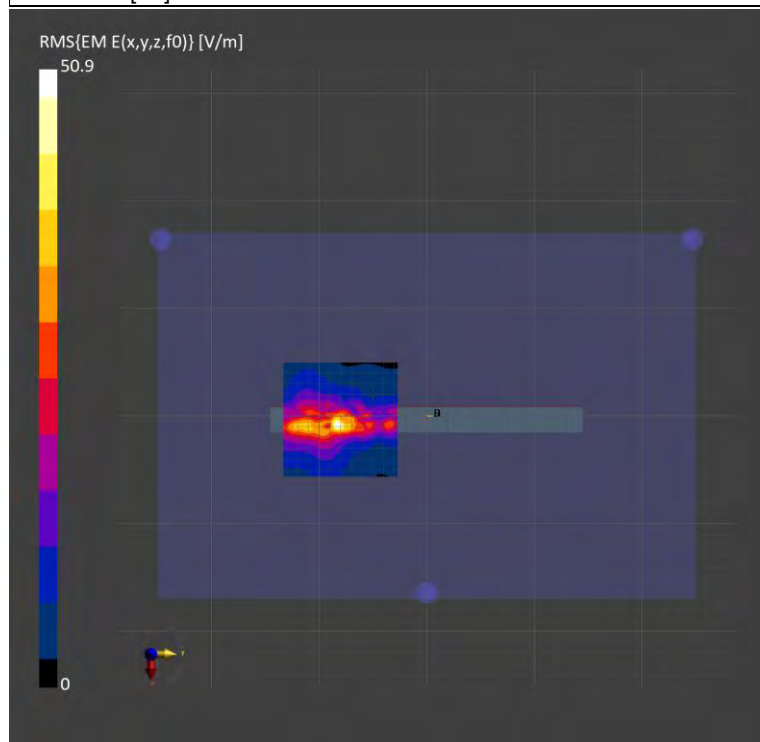
Phantom	Medium	Probe, Calibration Date	DAE, Calibration Date
mmWave - 1113	Air -	EUmmWV4 - SN9643_F1-55GHz, 2023-08-04	DAE4ip Sn1824, 2023-08-08

Scans Setup

Scan Type	5G Scan
Grid Extents [mm]	100.0 x 100.0
Grid Steps [lambda]	0.0625 x 0.0625
Sensor Surface [mm]	2.0

Measurement Results

Scan Type	5G Scan
Date	2024-04-21
Avg. Area [cm ²]	4.00
psPDn+ [W/m ²]	1.56
psPDtot+ [W/m ²]	2.34
psPDmod+ [W/m ²]	2.92
E _{max} [V/m]	50.9
Power Drift [dB]	-0.05



Unless otherwise stated the results shown in this test report refer only to the sample(s) tested and such sample(s) are retained for 90 days only.

除非另有說明，此報告結果僅對測試之樣品負責，同時此樣品僅保留90天。本報告未經本公司書面許可，不可部份複製。

This document is issued by the Company subject to its General Conditions of Service printed overleaf, available on request or accessible at <http://www.sgs.com.tw/Terms-and-Conditions> and for electronic format documents, subject to Terms and Conditions for Electronic Documents at <http://www.sgs.com.tw/Terms-and-Conditions>. Attention is drawn to the limitation of liability, indemnification and jurisdiction issues defined therein. Any holder of this document is advised that information contained hereon reflects the Company's findings at the time of its intervention only and within the limits of Client's instructions, if any. The Company's sole responsibility is to its Client and this document does not exonerate parties to a transaction from exercising all their rights and obligations under the transaction documents. This document cannot be reproduced except in full, without prior written approval of the Company. Any unauthorized alteration, forgery or falsification of the content or appearance of this document is unlawful and offenders may be prosecuted to the fullest extent of the law.

SGS Taiwan Ltd.

No.134,Wu Kung Road, New Taipei Industrial Park, Wuku District, New Taipei City, Taiwan/新北市五股區新北產業園區五工路 134 號

台灣檢驗科技股份有限公司

t (886-2) 2299-3279

f (886-2) 2298-0488

www.sgs.com.tw

Member of SGS Group

ID: 050

Report No. :TESA2404000176EN

Measurement Report_Top Edge, U-NII-6, Aux

IEEE 802.11ax (160MHz, MCS0, 99pc duty cycle), Channel 111 (6505.0 MHz)

Exposure Conditions

Phantom Section	Position, Test Distance [mm]	Frequency [MHz],Channel Number	Conversion Factor
5G	Top Edge, 2.00	6505.0, 111	1.0

Hardware Setup

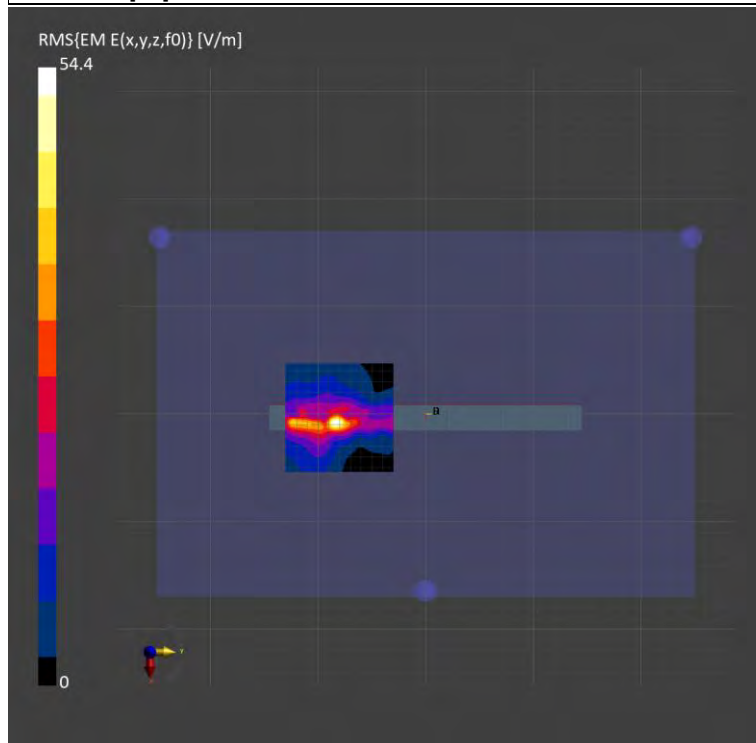
Phantom	Medium	Probe, Calibration Date	DAE, Calibration Date
mmWave - 1113	Air -	EUmmWV4 - SN9643_F1-55GHz, 2023-08-04	DAE4ip Sn1824, 2023-08-08

Scans Setup

Scan Type	5G Scan
Grid Extents [mm]	100.0 x 100.0
Grid Steps [lambda]	0.0625 x 0.0625
Sensor Surface [mm]	2.0

Measurement Results

Scan Type	5G Scan
Date	2024-04-21
Avg. Area [cm ²]	4.00
psPDn+ [W/m ²]	1.32
psPDtot+ [W/m ²]	2.18
psPDmod+ [W/m ²]	3.09
E _{max} [V/m]	54.4
Power Drift [dB]	0.01



Unless otherwise stated the results shown in this test report refer only to the sample(s) tested and such sample(s) are retained for 90 days only.

除非另有說明，此報告結果僅對測試之樣品負責，同時此樣品僅保留90天。本報告未經本公司書面許可，不可部份複製。

This document is issued by the Company subject to its General Conditions of Service printed overleaf, available on request or accessible at <http://www.sgs.com.tw/Terms-and-Conditions> and for electronic format documents, subject to Terms and Conditions for Electronic Documents at <http://www.sgs.com.tw/Terms-and-Conditions>. Attention is drawn to the limitation of liability, indemnification and jurisdiction issues defined therein. Any holder of this document is advised that information contained hereon reflects the Company's findings at the time of its intervention only and within the limits of Client's instructions, if any. The Company's sole responsibility is to its Client and this document does not exonerate parties to a transaction from exercising all their rights and obligations under the transaction documents. This document cannot be reproduced except in full, without prior written approval of the Company. Any unauthorized alteration, forgery or falsification of the content or appearance of this document is unlawful and offenders may be prosecuted to the fullest extent of the law.

SGS Taiwan Ltd.

No.134,Wu Kung Road, New Taipei Industrial Park, Wuku District, New Taipei City, Taiwan/新北市五股區新北產業園區五工路 134 號

台灣檢驗科技股份有限公司

t (886-2) 2299-3279

f (886-2) 2298-0488

www.sgs.com.tw

Member of SGS Group

ID: 051

Report No. :TESA2404000176EN

Measurement Report_Top Edge, U-NII-7, Aux

IEEE 802.11ax (160MHz, MCS0, 99pc duty cycle), Channel 143 (6665.0 MHz)

Exposure Conditions

Phantom Section	Position, Test Distance [mm]	Frequency [MHz],Channel Number	Conversion Factor
5G	Top Edge, 2.00	6665.0, 143	1.0

Hardware Setup

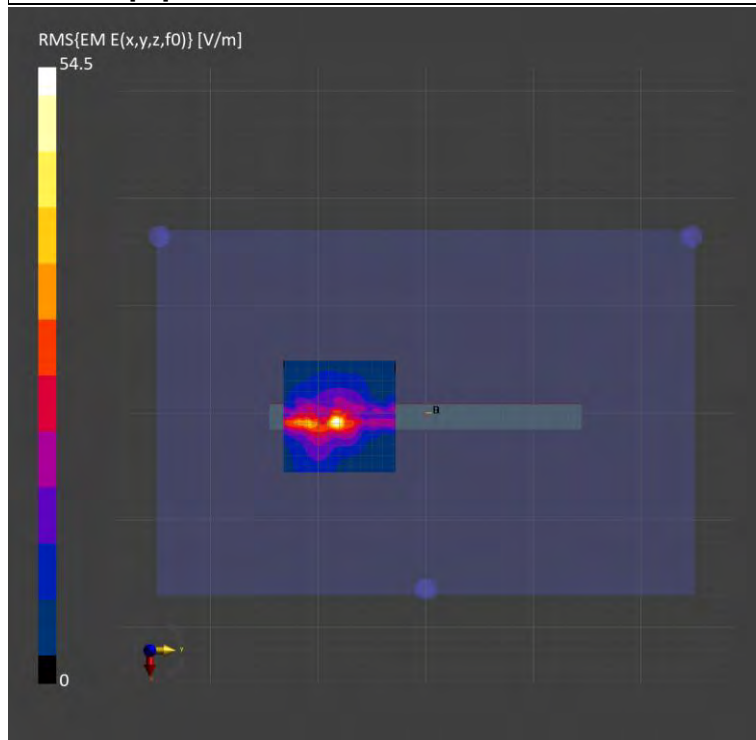
Phantom	Medium	Probe, Calibration Date	DAE, Calibration Date
mmWave - 1113	Air -	EUmmWV4 - SN9643_F1-55GHz, 2023-08-04	DAE4ip Sn1824, 2023-08-08

Scans Setup

Scan Type	5G Scan
Grid Extents [mm]	100.0 x 100.0
Grid Steps [lambda]	0.0625 x 0.0625
Sensor Surface [mm]	2.0

Measurement Results

Scan Type	5G Scan
Date	2024-04-21
Avg. Area [cm ²]	4.00
psPDn+ [W/m ²]	1.33
psPDtot+ [W/m ²]	2.19
psPDmod+ [W/m ²]	2.93
E _{max} [V/m]	54.5
Power Drift [dB]	-0.07



Unless otherwise stated the results shown in this test report refer only to the sample(s) tested and such sample(s) are retained for 90 days only.

除非另有說明，此報告結果僅對測試之樣品負責，同時此樣品僅保留90天。本報告未經本公司書面許可，不可部份複製。

This document is issued by the Company subject to its General Conditions of Service printed overleaf, available on request or accessible at <http://www.sgs.com.tw/Terms-and-Conditions> and for electronic format documents, subject to Terms and Conditions for Electronic Documents at <http://www.sgs.com.tw/Terms-and-Conditions>. Attention is drawn to the limitation of liability, indemnification and jurisdiction issues defined therein. Any holder of this document is advised that information contained hereon reflects the Company's findings at the time of its intervention only and within the limits of Client's instructions, if any. The Company's sole responsibility is to its Client and this document does not exonerate parties to a transaction from exercising all their rights and obligations under the transaction documents. This document cannot be reproduced except in full, without prior written approval of the Company. Any unauthorized alteration, forgery or falsification of the content or appearance of this document is unlawful and offenders may be prosecuted to the fullest extent of the law.

SGS Taiwan Ltd.

No.134,Wu Kung Road, New Taipei Industrial Park, Wuku District, New Taipei City, Taiwan/新北市五股區新北產業園區五工路 134 號

台灣檢驗科技股份有限公司

t (886-2) 2299-3279

f (886-2) 2298-0488

www.sgs.com.tw

Member of SGS Group

ID: 052

Report No. :TESA2404000176EN

Measurement Report_Top Edge, U-NII-8, Aux

IEEE 802.11ax (160MHz, MCS0, 99pc duty cycle), Channel 207 (6985.0 MHz)

Exposure Conditions

Phantom Section	Position, Test Distance [mm]	Frequency [MHz],Channel Number	Conversion Factor
5G	Top Edge, 2.00	6985.0, 207	1.0

Hardware Setup

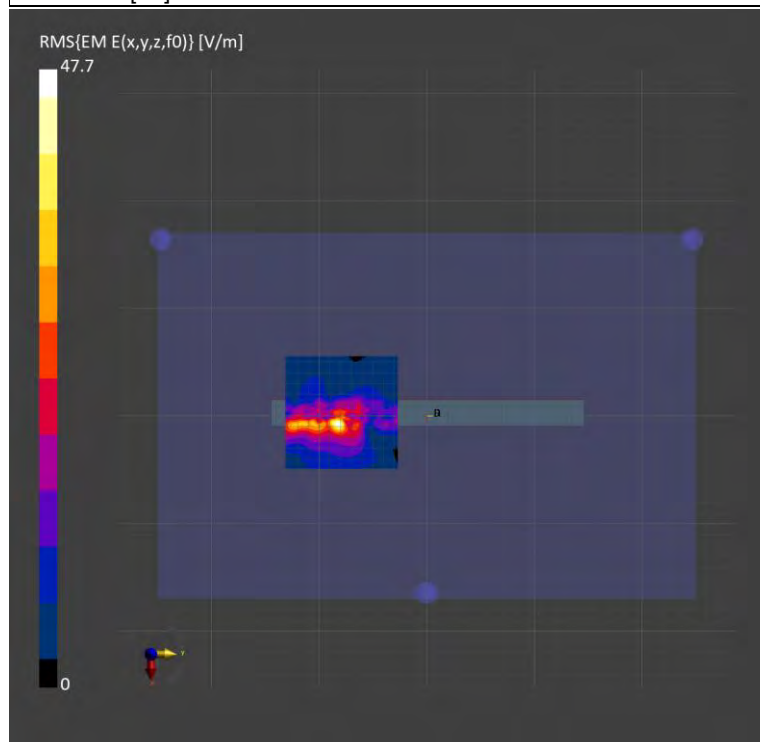
Phantom	Medium	Probe, Calibration Date	DAE, Calibration Date
mmWave - 1113	Air -	EUmmWV4 - SN9643_F1-55GHz, 2023-08-04	DAE4ip Sn1824, 2023-08-08

Scans Setup

Scan Type	5G Scan
Grid Extents [mm]	100.0 x 100.0
Grid Steps [lambda]	0.0625 x 0.0625
Sensor Surface [mm]	2.0

Measurement Results

Scan Type	5G Scan
Date	2024-04-21
Avg. Area [cm ²]	4.00
psPDn+ [W/m ²]	0.985
psPDtot+ [W/m ²]	1.94
psPDmod+ [W/m ²]	2.65
E _{max} [V/m]	47.7
Power Drift [dB]	-0.15



Unless otherwise stated the results shown in this test report refer only to the sample(s) tested and such sample(s) are retained for 90 days only.

除非另有說明，此報告結果僅對測試之樣品負責，同時此樣品僅保留90天。本報告未經本公司書面許可，不可部份複製。

This document is issued by the Company subject to its General Conditions of Service printed overleaf, available on request or accessible at <http://www.sgs.com.tw/Terms-and-Conditions> and for electronic format documents, subject to Terms and Conditions for Electronic Documents at <http://www.sgs.com.tw/Terms-and-Conditions>. Attention is drawn to the limitation of liability, indemnification and jurisdiction issues defined therein. Any holder of this document is advised that information contained hereon reflects the Company's findings at the time of its intervention only and within the limits of Client's instructions, if any. The Company's sole responsibility is to its Client and this document does not exonerate parties to a transaction from exercising all their rights and obligations under the transaction documents. This document cannot be reproduced except in full, without prior written approval of the Company. Any unauthorized alteration, forgery or falsification of the content or appearance of this document is unlawful and offenders may be prosecuted to the fullest extent of the law.

SGS Taiwan Ltd.

No.134,Wu Kung Road, New Taipei Industrial Park, Wuku District, New Taipei City, Taiwan/新北市五股區新北產業園區五工路 134 號

台灣檢驗科技股份有限公司

t (886-2) 2299-3279

f (886-2) 2298-0488

www.sgs.com.tw

Member of SGS Group

14 SAR SYSTEM CHECK RESULTS

Report No. :TESA2404000176EN

Measurement Report

Dipole_D2450-SN:728

Ambient temperature: 22.5°C; Liquid temperature: 22.3°C

Exposure Conditions

Phantom Section, TSL	Position, Test Distance [mm]	Frequency [MHz], Channel Number	Conversion Factor	TSL Conductivity [S/m]	TSL Permittivity
Flat, HSL	FRONT, 10.00	2450.0, 50	6.86	1.85	39.705

Hardware Setup

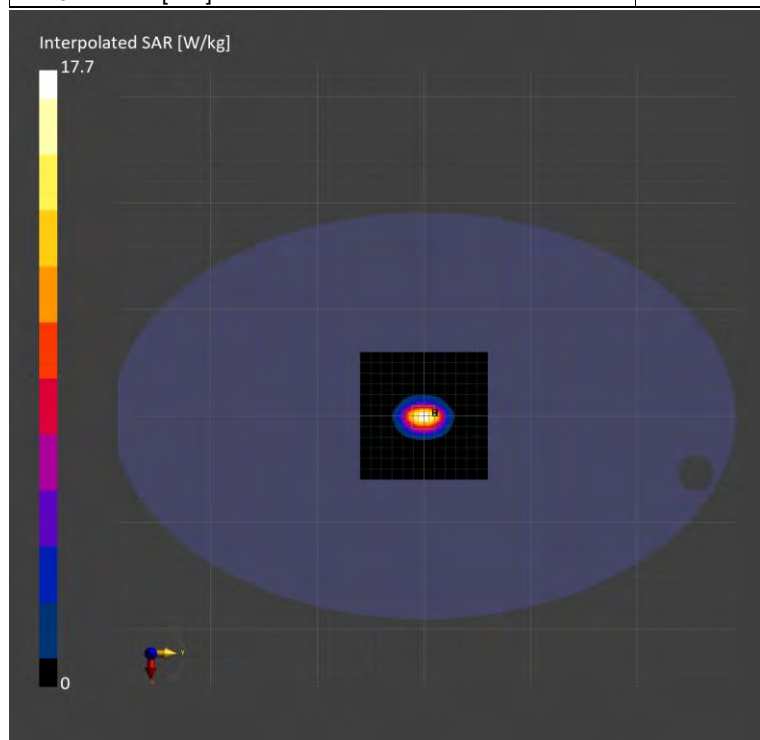
Phantom	Probe, Calibration Date	DAE, Calibration Date
ELI	EX3DV4 - SN7823, 2023-08-11	DAE4 Sn1824, 2023-08-08

Scans Setup

	Area Scan	Zoom Scan
Grid Extents [mm]	120.0 x 120.0	30.0 x 30.0 x 30.0
Grid Steps [mm]	12.0 x 12.0	5.0 x 5.0 x 5.0
Sensor Surface [mm]	3.0	1.4

Measurement Results

	Area Scan	Zoom Scan
Date	2024-04-15	2024-04-15
psSAR1g [W/kg]	13.4	13.3
psSAR8g [W/kg]	6.89	6.88
psSAR10g [W/kg]	6.23	6.24
Power Drift [dB]	0.02	0.01
M2/M1 [%]		51.1
Dist 3dB Peak [mm]		9.0



Unless otherwise stated the results shown in this test report refer only to the sample(s) tested and such sample(s) are retained for 90 days only.

除非另有說明，此報告結果僅對測試之樣品負責，同時此樣品僅保留90天。本報告未經本公司書面許可，不可部份複製。

This document is issued by the Company subject to its General Conditions of Service printed overleaf, available on request or accessible at <http://www.sgs.com.tw/Terms-and-Conditions> and for electronic format documents, subject to Terms and Conditions for Electronic Documents at <http://www.sgs.com.tw/Terms-and-Conditions>. Attention is drawn to the limitation of liability, indemnification and jurisdiction issues defined therein. Any holder of this document is advised that information contained hereon reflects the Company's findings at the time of its intervention only and within the limits of Client's instructions, if any. The Company's sole responsibility is to its Client and this document does not exonerate parties to a transaction from exercising all their rights and obligations under the transaction documents. This document cannot be reproduced except in full, without prior written approval of the Company. Any unauthorized alteration, forgery or falsification of the content or appearance of this document is unlawful and offenders may be prosecuted to the fullest extent of the law.

SGS Taiwan Ltd.

No.134,Wu Kung Road, New Taipei Industrial Park, Wuku District, New Taipei City, Taiwan/新北市五股區新北產業園區五工路 134 號

台灣檢驗科技股份有限公司

t (886-2) 2299-3279

f (886-2) 2298-0488

www.sgs.com.tw

Member of SGS Group

Report No. :TESA2404000176EN

Measurement Report

Dipole_D5250-SN:1023

Ambient temperature: 22.2°C; Liquid temperature: 22.0°C

Exposure Conditions

Phantom Section, TSL	Position, Test Distance [mm]	Frequency [MHz].Channel Number	Conversion Factor	TSL Conductivity [S/m]	TSL Permittivity
Flat, HSL	FRONT, 10.00	5250.0, 25	5.3	4.841	36.404

Hardware Setup

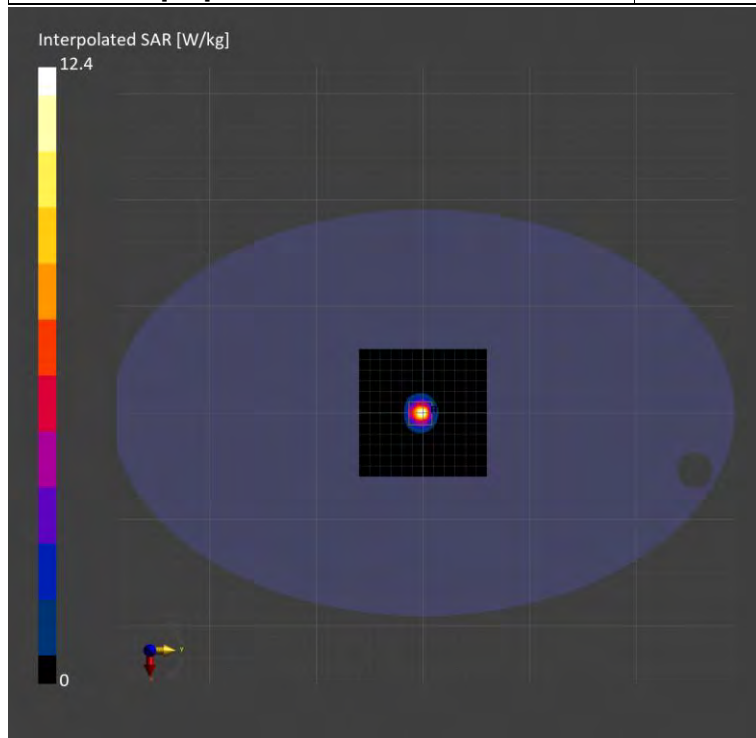
Phantom	Probe, Calibration Date	DAE, Calibration Date
ELI	EX3DV4 - SN7823, 2023-08-11	DAE4 Sn1824, 2023-08-08

Scans Setup

	Area Scan	Zoom Scan
Grid Extents [mm]	120.0 x 120.0	24.0 x 24.0 x 22.0
Grid Steps [mm]	10.0 x 10.0	4.0 x 4.0 x 2.0
Sensor Surface [mm]	3.0	1.4

Measurement Results

	Area Scan	Zoom Scan
Date	2024-04-16	2024-04-16
psSAR1g [W/kg]	7.76	8.05
psSAR8g [W/kg]	2.63	2.71
psSAR10g [W/kg]	2.27	2.33
Power Drift [dB]	-0.06	0.02
M2/M1 [%]		54.1
Dist 3dB Peak [mm]		7.4



Unless otherwise stated the results shown in this test report refer only to the sample(s) tested and such sample(s) are retained for 90 days only.
除非另有說明，此報告結果僅對測試之樣品負責，同時此樣品僅保留90天。本報告未經本公司書面許可，不可部份複製。

This document is issued by the Company subject to its General Conditions of Service printed overleaf, available on request or accessible at <http://www.sgs.com.tw/Terms-and-Conditions> and for electronic format documents, subject to Terms and Conditions for Electronic Documents at <http://www.sgs.com.tw/Terms-and-Conditions>. Attention is drawn to the limitation of liability, indemnification and jurisdiction issues defined therein. Any holder of this document is advised that information contained hereon reflects the Company's findings at the time of its intervention only and within the limits of Client's instructions, if any. The Company's sole responsibility is to its Client and this document does not exonerate parties to a transaction from exercising all their rights and obligations under the transaction documents. This document cannot be reproduced except in full, without prior written approval of the Company. Any unauthorized alteration, forgery or falsification of the content or appearance of this document is unlawful and offenders may be prosecuted to the fullest extent of the law.

SGS Taiwan Ltd.

No.134,Wu Kung Road, New Taipei Industrial Park, Wuku District, New Taipei City, Taiwan/新北市五股區新北產業園區五工路 134 號

台灣檢驗科技股份有限公司

t (886-2) 2299-3279

f (886-2) 2298-0488

www.sgs.com.tw

Member of SGS Group

Report No. :TESA2404000176EN

Measurement Report

Dipole_D5600-SN:1023

Ambient temperature: 22.3°C; Liquid temperature: 21.9°C

Exposure Conditions

Phantom Section, TSL	Position, Test Distance [mm]	Frequency [MHz].Channel Number	Conversion Factor	TSL Conductivity [S/m]	TSL Permittivity
Flat, HSL	FRONT, 10.00	5600.0, 60	4.45	5.192	36.174

Hardware Setup

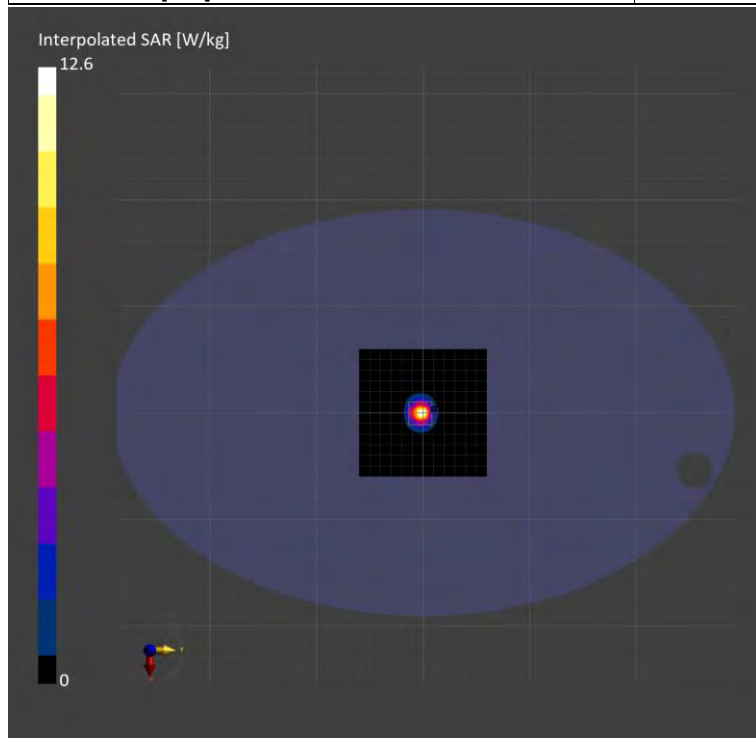
Phantom	Probe, Calibration Date	DAE, Calibration Date
ELI	EX3DV4 - SN7823, 2023-08-11	DAE4 Sn1824, 2023-08-08

Scans Setup

	Area Scan	Zoom Scan
Grid Extents [mm]	120.0 x 120.0	22.0 x 22.0 x 22.0
Grid Steps [mm]	10.0 x 10.0	4.0 x 4.0 x 1.4
Sensor Surface [mm]	3.0	1.4

Measurement Results

	Area Scan	Zoom Scan
Date	2024-04-17	2024-04-17
psSAR1g [W/kg]	7.92	8.17
psSAR8g [W/kg]	2.65	2.72
psSAR10g [W/kg]	2.29	2.33
Power Drift [dB]	0.03	0.05
M2/M1 [%]		63.9
Dist 3dB Peak [mm]		7.4



Unless otherwise stated the results shown in this test report refer only to the sample(s) tested and such sample(s) are retained for 90 days only.

除非另有說明，此報告結果僅對測試之樣品負責，同時此樣品僅保留90天。本報告未經本公司書面許可，不可部份複製。

This document is issued by the Company subject to its General Conditions of Service printed overleaf, available on request or accessible at <http://www.sgs.com.tw/Terms-and-Conditions> and for electronic format documents, subject to Terms and Conditions for Electronic Documents at <http://www.sgs.com.tw/Terms-and-Conditions>. Attention is drawn to the limitation of liability, indemnification and jurisdiction issues defined therein. Any holder of this document is advised that information contained hereon reflects the Company's findings at the time of its intervention only and within the limits of Client's instructions, if any. The Company's sole responsibility is to its Client and this document does not exonerate parties to a transaction from exercising all their rights and obligations under the transaction documents. This document cannot be reproduced except in full, without prior written approval of the Company. Any unauthorized alteration, forgery or falsification of the content or appearance of this document is unlawful and offenders may be prosecuted to the fullest extent of the law.

SGS Taiwan Ltd.

No.134,Wu Kung Road, New Taipei Industrial Park, Wuku District, New Taipei City, Taiwan/新北市五股區新北產業園區五工路 134 號

台灣檢驗科技股份有限公司

t (886-2) 2299-3279

f (886-2) 2298-0488

www.sgs.com.tw

Member of SGS Group

Report No. :TESA2404000176EN

Measurement Report

Dipole_D5750-SN:1023

Ambient temperature: 22.2°C; Liquid temperature: 21.8°C

Exposure Conditions

Phantom Section, TSL	Position, Test Distance [mm]	Frequency [MHz].Channel Number	Conversion Factor	TSL Conductivity [S/m]	TSL Permittivity
Flat, HSL	FRONT, 10.00	5750.0, 75	4.57	5.345	35.964

Hardware Setup

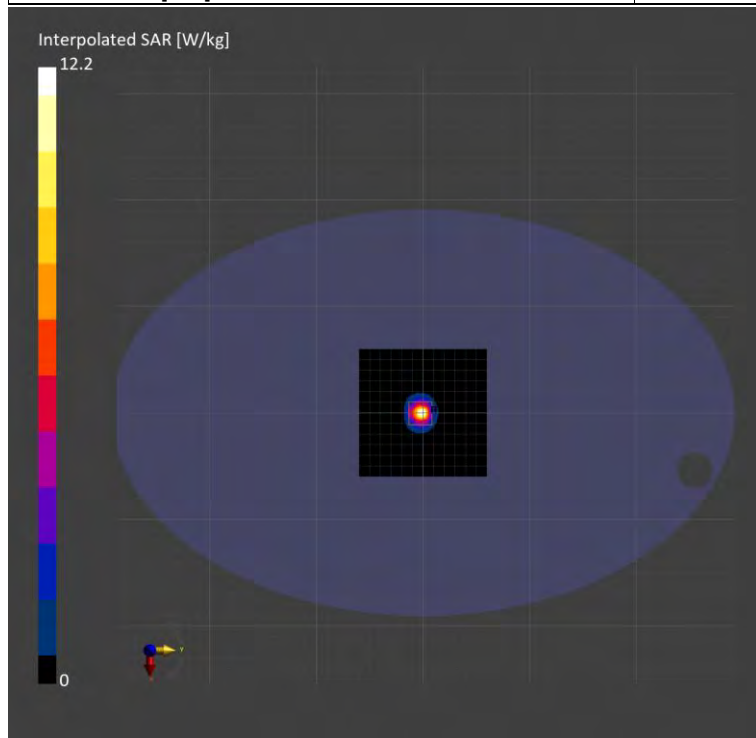
Phantom	Probe, Calibration Date	DAE, Calibration Date
ELI	EX3DV4 - SN7823, 2023-08-11	DAE4 Sn1824, 2023-08-08

Scans Setup

	Area Scan	Zoom Scan
Grid Extents [mm]	120.0 x 120.0	22.0 x 22.0 x 22.0
Grid Steps [mm]	10.0 x 10.0	4.0 x 4.0 x 1.4
Sensor Surface [mm]	3.0	1.4

Measurement Results

	Area Scan	Zoom Scan
Date	2024-04-18	2024-04-18
psSAR1g [W/kg]	7.73	8.00
psSAR8g [W/kg]	2.59	2.67
psSAR10g [W/kg]	2.24	2.29
Power Drift [dB]	0.04	0.01
M2/M1 [%]		62.4
Dist 3dB Peak [mm]		7.4



Unless otherwise stated the results shown in this test report refer only to the sample(s) tested and such sample(s) are retained for 90 days only.
除非另有說明，此報告結果僅對測試之樣品負責，同時此樣品僅保留90天。本報告未經本公司書面許可，不可部份複製。

This document is issued by the Company subject to its General Conditions of Service printed overleaf, available on request or accessible at <http://www.sgs.com.tw/Terms-and-Conditions> and for electronic format documents, subject to Terms and Conditions for Electronic Documents at <http://www.sgs.com.tw/Terms-and-Conditions>. Attention is drawn to the limitation of liability, indemnification and jurisdiction issues defined therein. Any holder of this document is advised that information contained hereon reflects the Company's findings at the time of its intervention only and within the limits of Client's instructions, if any. The Company's sole responsibility is to its Client and this document does not exonerate parties to a transaction from exercising all their rights and obligations under the transaction documents. This document cannot be reproduced except in full, without prior written approval of the Company. Any unauthorized alteration, forgery or falsification of the content or appearance of this document is unlawful and offenders may be prosecuted to the fullest extent of the law.

SGS Taiwan Ltd.

No.134,Wu Kung Road, New Taipei Industrial Park, Wuku District, New Taipei City, Taiwan/新北市五股區新北產業園區五工路 134 號

台灣檢驗科技股份有限公司

t (886-2) 2299-3279

f (886-2) 2298-0488

www.sgs.com.tw

Member of SGS Group

Report No. :TESA2404000176EN

Measurement Report

Dipole_D5850-SN:1023

Ambient temperature: 22.2°C; Liquid temperature: 21.8°C

Exposure Conditions

Phantom Section, TSL	Position, Test Distance [mm]	Frequency [MHz],Channel Number	Conversion Factor	TSL Conductivity [S/m]	TSL Permittivity
Flat, HSL	FRONT, 10.00	5850.0, 85	4.57	5.442	35.825

Hardware Setup

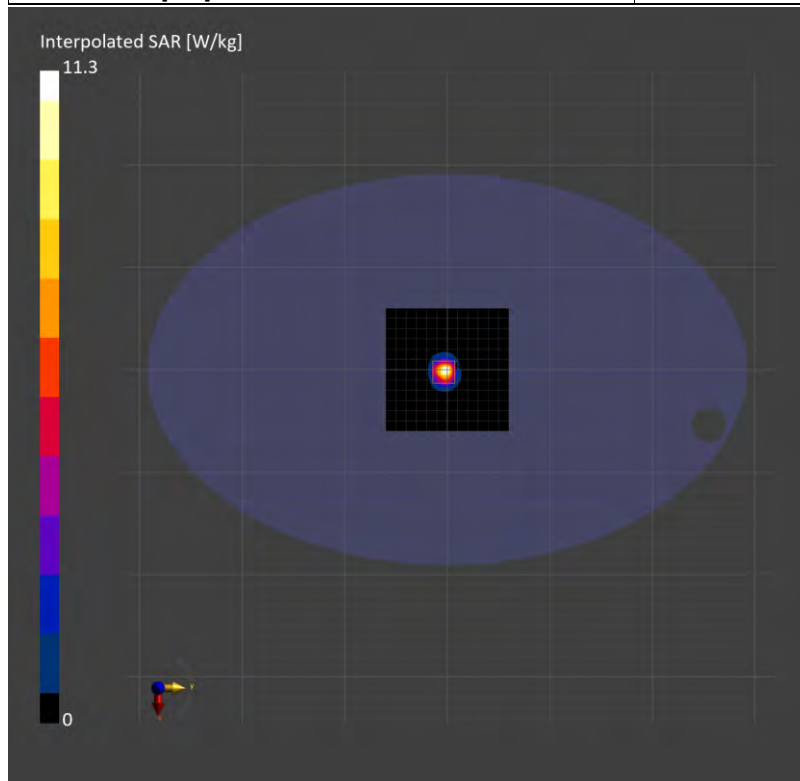
Phantom	Probe, Calibration Date	DAE, Calibration Date
ELI	EX3DV4 - SN7823, 2023-08-11	DAE4 Sn1824, 2023-08-08

Scans Setup

	Area Scan	Zoom Scan
Grid Extents [mm]	120.0 x 120.0	24.0 x 24.0 x 22.0
Grid Steps [mm]	10.0 x 10.0	4.0 x 4.0 x 2.0
Sensor Surface [mm]	3.0	1.4

Measurement Results

	Area Scan	Zoom Scan
Date	2024-04-18	2024-04-18
psSAR1g [W/kg]	7.63	8.20
psSAR8g [W/kg]	2.65	2.74
psSAR10g [W/kg]	2.29	2.31
Power Drift [dB]	-0.10	-0.01
M2/M1 [%]		51.6
Dist 3dB Peak [mm]		7.4



Unless otherwise stated the results shown in this test report refer only to the sample(s) tested and such sample(s) are retained for 90 days only.
除非另有說明，此報告結果僅對測試之樣品負責，同時此樣品僅保留90天。本報告未經本公司書面許可，不可部份複製。

This document is issued by the Company subject to its General Conditions of Service printed overleaf, available on request or accessible at <http://www.sgs.com.tw/Terms-and-Conditions> and for electronic format documents, subject to Terms and Conditions for Electronic Documents at <http://www.sgs.com.tw/Terms-and-Conditions>. Attention is drawn to the limitation of liability, indemnification and jurisdiction issues defined therein. Any holder of this document is advised that information contained hereon reflects the Company's findings at the time of its intervention only and within the limits of Client's instructions, if any. The Company's sole responsibility is to its Client and this document does not exonerate parties to a transaction from exercising all their rights and obligations under the transaction documents. This document cannot be reproduced except in full, without prior written approval of the Company. Any unauthorized alteration, forgery or falsification of the content or appearance of this document is unlawful and offenders may be prosecuted to the fullest extent of the law.

SGS Taiwan Ltd.

No.134,Wu Kung Road, New Taipei Industrial Park, Wuku District, New Taipei City, Taiwan/新北市五股區新北產業園區五工路 134 號

台灣檢驗科技股份有限公司

t (886-2) 2299-3279

f (886-2) 2298-0488

www.sgs.com.tw

Member of SGS Group

Report No. :TESA2404000176EN

Measurement Report

Dipole_D6500-SN:1006

Ambient temperature: 22.4°C; Liquid temperature: 22.1°C

Exposure Conditions

Phantom Section, TSL	Position, Test Distance [mm]	Frequency [MHz].Channel Number	Conversion Factor	TSL Conductivity [S/m]	TSL Permittivity
Flat, HSL	FRONT, 10.00	6500.0, 6500	4.94	6.131	35.006

Hardware Setup

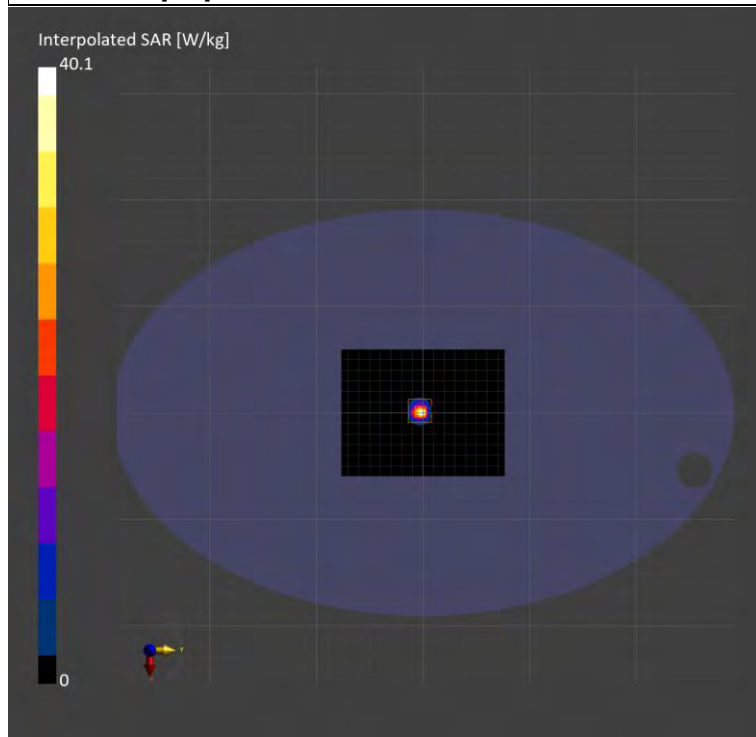
Phantom	Probe, Calibration Date	DAE, Calibration Date
ELI	EX3DV4 - SN7823, 2023-08-11	DAE4 Sn1824, 2023-08-08

Scans Setup

	Area Scan	Zoom Scan
Grid Extents [mm]	119.0 x 153.0	23.8 x 23.8 x 22.0
Grid Steps [mm]	8.5 x 8.5	3.4 x 3.4 x 1.4
Sensor Surface [mm]	3.0	1.4

Measurement Results

	Area Scan	Zoom Scan
Date	2024-04-19	2024-04-19
psSAR1g [W/kg]	23.8	28.2
psSAR8g [W/kg]	6.17	6.58
psSAR10g [W/kg]	5.14	5.41
psPDab (4.0cm2, sq) [W/m2]		132
Power Drift [dB]	-0.15	0.12
M2/M1 [%]		51.8
Dist 3dB Peak [mm]		5.0



Unless otherwise stated the results shown in this test report refer only to the sample(s) tested and such sample(s) are retained for 90 days only.
除非另有說明，此報告結果僅對測試之樣品負責，同時此樣品僅保留90天。本報告未經本公司書面許可，不可部份複製。

This document is issued by the Company subject to its General Conditions of Service printed overleaf, available on request or accessible at <http://www.sgs.com.tw/Terms-and-Conditions> and for electronic format documents, subject to Terms and Conditions for Electronic Documents at <http://www.sgs.com.tw/Terms-and-Conditions>. Attention is drawn to the limitation of liability, indemnification and jurisdiction issues defined therein. Any holder of this document is advised that information contained hereon reflects the Company's findings at the time of its intervention only and within the limits of Client's instructions, if any. The Company's sole responsibility is to its Client and this document does not exonerate parties to a transaction from exercising all their rights and obligations under the transaction documents. This document cannot be reproduced except in full, without prior written approval of the Company. Any unauthorized alteration, forgery or falsification of the content or appearance of this document is unlawful and offenders may be prosecuted to the fullest extent of the law.

SGS Taiwan Ltd.

No.134,Wu Kung Road, New Taipei Industrial Park, Wuku District, New Taipei City, Taiwan/新北市五股區新北產業園區五工路 134 號

台灣檢驗科技股份有限公司

t (886-2) 2299-3279

f (886-2) 2298-0488

www.sgs.com.tw

Member of SGS Group

Report No. :TESA2404000176EN

Measurement Report

Dipole_D7000-SN:1007

Ambient temperature: 22.2°C; Liquid temperature: 21.8°C

Exposure Conditions

Phantom Section, TSL	Position, Test Distance [mm]	Frequency [MHz].Channel Number	Conversion Factor	TSL Conductivity [S/m]	TSL Permittivity
Flat, HSL	FRONT, 5.00	7000.0, 7000	4.91	6.633	34.356

Hardware Setup

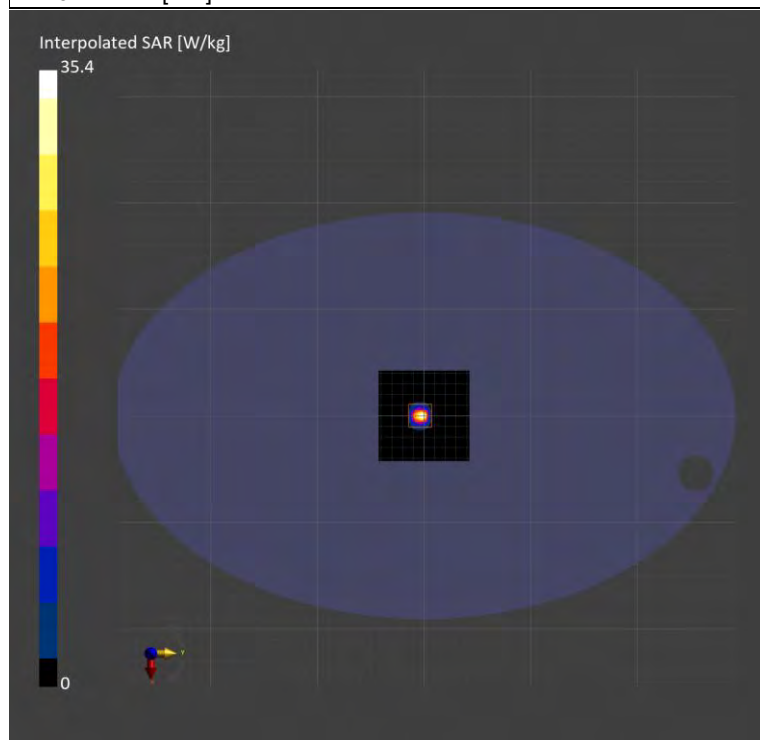
Phantom	Probe, Calibration Date	DAE, Calibration Date
ELI	EX3DV4 - SN7823, 2023-08-11	DAE4 Sn1824, 2023-08-08

Scans Setup

	Area Scan	Zoom Scan
Grid Extents [mm]	85.0 x 85.0	23.8 x 23.8 x 22.0
Grid Steps [mm]	8.5 x 8.5	3.4 x 3.4 x 1.4
Sensor Surface [mm]	3.0	1.4

Measurement Results

	Area Scan	Zoom Scan
Date	2024-04-20	2024-04-20
psSAR1g [W/kg]	23.6	27.8
psSAR8g [W/kg]	6.11	6.31
psSAR10g [W/kg]	5.08	5.19
psPDab (4.0cm2, sq) [W/m2]		126
Power Drift [dB]	-0.11	0.05
M2/M1 [%]		50.4
Dist 3dB Peak [mm]		4.8



Unless otherwise stated the results shown in this test report refer only to the sample(s) tested and such sample(s) are retained for 90 days only.

除非另有說明，此報告結果僅對測試之樣品負責，同時此樣品僅保留90天。本報告未經本公司書面許可，不可部份複製。

This document is issued by the Company subject to its General Conditions of Service printed overleaf, available on request or accessible at <http://www.sgs.com.tw/Terms-and-Conditions> and for electronic format documents, subject to Terms and Conditions for Electronic Documents at <http://www.sgs.com.tw/Terms-and-Conditions>. Attention is drawn to the limitation of liability, indemnification and jurisdiction issues defined therein. Any holder of this document is advised that information contained hereon reflects the Company's findings at the time of its intervention only and within the limits of Client's instructions, if any. The Company's sole responsibility is to its Client and this document does not exonerate parties to a transaction from exercising all their rights and obligations under the transaction documents. This document cannot be reproduced except in full, without prior written approval of the Company. Any unauthorized alteration, forgery or falsification of the content or appearance of this document is unlawful and offenders may be prosecuted to the fullest extent of the law.

SGS Taiwan Ltd.

No.134,Wu Kung Road, New Taipei Industrial Park, Wuku District, New Taipei City, Taiwan/新北市五股區新北產業園區五工路 134 號

台灣檢驗科技股份有限公司

t (886-2) 2299-3279

f (886-2) 2298-0488

www.sgs.com.tw

Member of SGS Group

15 PD SYSTEM CHECK RESULTS

Report No. :TESA2404000176EN

Measurement Report

5G Verification Source 10GHz-SN:1070

Exposure Conditions

Phantom Section	Position, Test Distance [mm]	Conversion Factor
5G	FRONT, 10.00	1.0

Hardware Setup


Phantom	Medium	Probe, Calibration Date	DAE, Calibration Date
mmWave - 1113	Air -	EUmmWV4 - SN9643_F1-55GHz, 2023-08-04	DAE4 Sn1824, 2023-08-08

Scans Setup

Scan Type	5G Scan
Grid Extents [mm]	100.0 x 100.0
Grid Steps [lambda]	0.25 x 0.25
Sensor Surface [mm]	10.0

Measurement Results

Scan Type	5G Scan
Date	2024-04-18
Avg. Area [cm ²]	4.00
psPDn+ [W/m ²]	56.0
psPDtot+ [W/m ²]	56.2
psPDmod+ [W/m ²]	56.5
E _{max} [V/m]	151
Power Drift [dB]	0.05



Unless otherwise stated the results shown in this test report refer only to the sample(s) tested and such sample(s) are retained for 90 days only.

除非另有說明，此報告結果僅對測試之樣品負責，同時此樣品僅保留90天。本報告未經本公司書面許可，不可部份複製。

This document is issued by the Company subject to its General Conditions of Service printed overleaf, available on request or accessible at <http://www.sgs.com.tw/Terms-and-Conditions> and for electronic format documents, subject to Terms and Conditions for Electronic Documents at <http://www.sgs.com.tw/Terms-and-Conditions>. Attention is drawn to the limitation of liability, indemnification and jurisdiction issues defined therein. Any holder of this document is advised that information contained hereon reflects the Company's findings at the time of its intervention only and within the limits of Client's instructions, if any. The Company's sole responsibility is to its Client and this document does not exonerate parties to a transaction from exercising all their rights and obligations under the transaction documents. This document cannot be reproduced except in full, without prior written approval of the Company. Any unauthorized alteration, forgery or falsification of the content or appearance of this document is unlawful and offenders may be prosecuted to the fullest extent of the law.

SGS Taiwan Ltd.

No.134,Wu Kung Road, New Taipei Industrial Park, Wuku District, New Taipei City, Taiwan/新北市五股區新北產業園區五工路 134 號

台灣檢驗科技股份有限公司

t (886-2) 2299-3279

f (886-2) 2298-0488

www.sgs.com.tw

Member of SGS Group

16 APPENDIXES

Refer to separated files for the following appendixes.

16.1 SAR_Appendix A Photographs

16.2 SAR_Appendix B DAE & Probe Cal. Certificate

16.3 SAR_Appendix C Phantom Description & Dipole Cal. Certificate

- End of report -

Unless otherwise stated the results shown in this test report refer only to the sample(s) tested and such sample(s) are retained for 90 days only.

除非另有說明，此報告結果僅對測試之樣品負責，同時此樣品僅保留90天。本報告未經本公司書面許可，不可部份複製。

This document is issued by the Company subject to its General Conditions of Service printed overleaf, available on request or accessible at <http://www.sgs.com.tw/Terms-and-Conditions> and for electronic format documents, subject to Terms and Conditions for Electronic Documents at <http://www.sgs.com.tw/Terms-and-Conditions>. Attention is drawn to the limitation of liability, indemnification and jurisdiction issues defined therein. Any holder of this document is advised that information contained hereon reflects the Company's findings at the time of its intervention only and within the limits of Client's instructions, if any. The Company's sole responsibility is to its Client and this document does not exonerate parties to a transaction from exercising all their rights and obligations under the transaction documents. This document cannot be reproduced except in full, without prior written approval of the Company. Any unauthorized alteration, forgery or falsification of the content or appearance of this document is unlawful and offenders may be prosecuted to the fullest extent of the law.

SGS Taiwan Ltd.

No.134,Wu Kung Road, New Taipei Industrial Park, Wuku District, New Taipei City, Taiwan/新北市五股區新北產業園區五工路 134 號

台灣檢驗科技股份有限公司

t (886-2) 2299-3279

f (886-2) 2298-0488

www.sgs.com.tw

Member of SGS Group