

SAR TEST REPORT



The following samples were submitted and identified on behalf of the client as:

Product Name Notebook Computer
Brand Name acer
Model No. N21Q2
Prepared for Acer Incorporated
 8F., No. 88, Sec. 1, Xintai 5th Rd., Xizhi, New Taipei City
 22181, Taiwan (R.O.C)
Standards IEEE/ANSI C95.1-1992, IEEE 1528-2013
FCC ID HLZAX201D2Q
Date of Receipt Jun. 17, 2021
Date of Test(s) Jul. 17, 2021 ~ Jul. 22, 2021
Date of Issue Aug. 04, 2021

In the configuration tested, the EUT complied with the standards specified above.

Remarks:

This report details the results of the testing carried out on one sample, the results contained in this test report do not relate to other samples of the same product. The manufacturer should ensure that all products in series production are in conformity with the product sample detailed in this report.

This report may only be reproduced and distributed in full. If the product in this report is used in any configuration other than that detailed in the report, the manufacturer must ensure the new system complies with all relevant standards. Any mention of SGS Taiwan Ltd. Central RF Lab or testing done by SGS Taiwan Ltd. Central RF Lab in connection with distribution or use of the product described in this report must be approved by SGS Taiwan Ltd. Central RF Lab in writing.

Signed on behalf of SGS

Clerk / Ruby Ou	Engineer / Kiki Lin	Asst. Manager / John Yeh
Ruby Ou	Kiki Lin	John Yeh

Date: Aug. 04, 2021

Unless otherwise stated the results shown in this test report refer only to the sample(s) tested and such sample(s) are retained for 90 days only.
 除非另有說明，此報告結果僅對測試之樣品負責，同時此樣品僅保留90天。本報告未經本公司書面許可，不可部份複製。

This document is issued by the Company subject to its General Conditions of Service printed overleaf, available on request or accessible at <http://www.sgs.com.tw/Terms-and-Conditions> and for electronic format documents, subject to Terms and Conditions for Electronic Documents at <http://www.sgs.com.tw/Terms-and-Conditions>. Attention is drawn to the limitation of liability, indemnification and jurisdiction issues defined therein. Any holder of this document is advised that information contained hereon reflects the Company's findings at the time of its intervention only and within the limits of Client's instructions, if any. The Company's sole responsibility is to its Client and this document does not exonerate parties to a transaction from exercising all their rights and obligations under the transaction documents. This document cannot be reproduced except in full, without prior written approval of the Company. Any unauthorized alteration, forgery or falsification of the content or appearance of this document is unlawful and offenders may be prosecuted to the fullest extent of the law.

SGS Taiwan Ltd.

No.134,Wu Kung Road, New Taipei Industrial Park, Wuku District, New Taipei City, Taiwan/新北市五股區新北產業園區五工路 134 號

台灣檢驗科技股份有限公司

t (886-2) 2299-3279

f (886-2) 2298-0488

www.sgs.com.tw

Member of SGS Group

Revision History

Report Number	Revision	Description	Issue Date
ES/2021/60004	Rev.00	Initial creation of document	Aug. 04, 2021

Unless otherwise stated the results shown in this test report refer only to the sample(s) tested and such sample(s) are retained for 90 days only.

除非另有說明，此報告結果僅對測試之樣品負責，同時此樣品僅保留90天。本報告未經本公司書面許可，不可部份複製。

This document is issued by the Company subject to its General Conditions of Service printed overleaf, available on request or accessible at <http://www.sgs.com.tw/Terms-and-Conditions> and for electronic format documents, subject to Terms and Conditions for Electronic Documents at <http://www.sgs.com.tw/Terms-and-Conditions>. Attention is drawn to the limitation of liability, indemnification and jurisdiction issues defined therein. Any holder of this document is advised that information contained hereon reflects the Company's findings at the time of its intervention only and within the limits of Client's instructions, if any. The Company's sole responsibility is to its Client and this document does not exonerate parties to a transaction from exercising all their rights and obligations under the transaction documents. This document cannot be reproduced except in full, without prior written approval of the Company. Any unauthorized alteration, forgery or falsification of the content or appearance of this document is unlawful and offenders may be prosecuted to the fullest extent of the law.

SGS Taiwan Ltd.

No.134,Wu Kung Road, New Taipei Industrial Park, Wuku District, New Taipei City, Taiwan/新北市五股區新北產業園區五工路 134 號

台灣檢驗科技股份有限公司

t (886-2) 2299-3279

f (886-2) 2298-0488

www.sgs.com.tw

Member of SGS Group

0. Guidance applied

The SAR testing method and procedure for this device is in accordance with the following standards:

IEEE/ANSI C95.1-1992
IEEE 1528-2013
KDB248227D01v02r02
KDB865664D01v01r04
KDB865664D02v01r02
KDB447498D01v06
KDB616217D04v01r02

Unless otherwise stated the results shown in this test report refer only to the sample(s) tested and such sample(s) are retained for 90 days only.
除非另有說明，此報告結果僅對測試之樣品負責，同時此樣品僅保留90天。本報告未經本公司書面許可，不可部份複製。

This document is issued by the Company subject to its General Conditions of Service printed overleaf, available on request or accessible at <http://www.sgs.com.tw/Terms-and-Conditions> and for electronic format documents, subject to Terms and Conditions for Electronic Documents at <http://www.sgs.com.tw/Terms-and-Conditions>. Attention is drawn to the limitation of liability, indemnification and jurisdiction issues defined therein. Any holder of this document is advised that information contained hereon reflects the Company's findings at the time of its intervention only and within the limits of Client's instructions, if any. The Company's sole responsibility is to its Client and this document does not exonerate parties to a transaction from exercising all their rights and obligations under the transaction documents. This document cannot be reproduced except in full, without prior written approval of the Company. Any unauthorized alteration, forgery or falsification of the content or appearance of this document is unlawful and offenders may be prosecuted to the fullest extent of the law.

SGS Taiwan Ltd.

No.134,Wu Kung Road, New Taipei Industrial Park, Wuku District, New Taipei City, Taiwan/新北市五股區新北產業園區五工路 134 號

台灣檢驗科技股份有限公司

t (886-2) 2299-3279

f (886-2) 2298-0488

www.sgs.com.tw

Member of SGS Group

Contents

0. Guidance applied	3
1. General Information.....	5
1.1 Testing Laboratory	5
1.2 Details of Applicant.....	5
1.3 Description of EUT	6
1.4 Test Environment	38
1.5 Operation Description	38
1.6 Operating modes validation by power measurement.....	40
1.7 The SAR Measurement System.....	43
1.8 System Components	45
1.9 SAR System Verification	47
1.10 Tissue Simulant Fluid for the Frequency Band	49
1.11 Evaluation Procedures	51
1.12 Probe Calibration Procedures	52
1.13 Test Standards and Limits	55
2. Summary of Results	57
2.1 Decision rules.....	57
2.2 Summary of Results.....	57
2.3 Reporting statements of conformity	59
3. Simultaneous Transmission Analysis.....	60
3.1 Estimated SAR calculation.....	61
3.2 SPLSR evaluation and analysis.....	61
4. Instruments List.....	63
5. Measurements.....	64
6. SAR System Performance Verification.....	89
7. Uncertainty Budget.....	94
Appendixes	96
ES202160004 SAR_Appendix A Photographs.....	96
ES202160004 SAR_Appendix B DAE & Probe Cal. Certificate	96
ES202160004 SAR_Appendix C Phantom Description & Dipole Cal. Certificate	96

Unless otherwise stated the results shown in this test report refer only to the sample(s) tested and such sample(s) are retained for 90 days only.
除非另有說明，此報告結果僅對測試之樣品負責，同時此樣品僅保留90天。本報告未經本公司書面許可，不可部份複製。

This document is issued by the Company subject to its General Conditions of Service printed overleaf, available on request or accessible at <http://www.sgs.com.tw/Terms-and-Conditions> and for electronic format documents, subject to Terms and Conditions for Electronic Documents at <http://www.sgs.com.tw/Terms-and-Conditions>. Attention is drawn to the limitation of liability, indemnification and jurisdiction issues defined therein. Any holder of this document is advised that information contained hereon reflects the Company's findings at the time of its intervention only and within the limits of Client's instructions, if any. The Company's sole responsibility is to its Client and this document does not exonerate parties to a transaction from exercising all their rights and obligations under the transaction documents. This document cannot be reproduced except in full, without prior written approval of the Company. Any unauthorized alteration, forgery or falsification of the content or appearance of this document is unlawful and offenders may be prosecuted to the fullest extent of the law.

1. General Information

1.1 Testing Laboratory

SGS Taiwan Ltd. Central RF Lab	
No.134, Wu Kung Road, New Taipei Industrial Park, Wuku District, New Taipei City, Taiwan	
FCC Designation Number	TW0027
Tel	+886-2-2299-3279
Fax	+886-2-2298-0488
Internet	http://www.tw.sgs.com/

1.2 Details of Applicant


Company Name	Acer Incorporated
Company Address	8F., No. 88, Sec. 1, Xintai 5th Rd., Xizhi, New Taipei City 22181, Taiwan (R.O.C)

Unless otherwise stated the results shown in this test report refer only to the sample(s) tested and such sample(s) are retained for 90 days only.
 除非另有說明，此報告結果僅對測試之樣品負責，同時此樣品僅保留90天。本報告未經本公司書面許可，不可部份複製。

This document is issued by the Company subject to its General Conditions of Service printed overleaf, available on request or accessible at <http://www.sgs.com.tw/Terms-and-Conditions> and for electronic format documents, subject to Terms and Conditions for Electronic Documents at <http://www.sgs.com.tw/Terms-and-Conditions>. Attention is drawn to the limitation of liability, indemnification and jurisdiction issues defined therein. Any holder of this document is advised that information contained hereon reflects the Company's findings at the time of its intervention only and within the limits of Client's instructions, if any. The Company's sole responsibility is to its Client and this document does not exonerate parties to a transaction from exercising all their rights and obligations under the transaction documents. This document cannot be reproduced except in full, without prior written approval of the Company. Any unauthorized alteration, forgery or falsification of the content or appearance of this document is unlawful and offenders may be prosecuted to the fullest extent of the law.

1.3 Description of EUT

General Information of Host:

Equipment Under Test	Notebook Computer	
Brand Name		
Model No.	N21Q2	
Integrated Module	Brand Name: Intel Model Name: AX201D2W	
FCC ID	HLZAX201D2Q	
Mode of Operation	<input checked="" type="checkbox"/> WLAN802.11 a/b/g/n/ac/ax(20M/40M/80M/160M) <input checked="" type="checkbox"/> Bluetooth	
Duty Cycle	WLAN802.11 a/b/g/n/ac/ax(20M/40M/80/160M)	Refer to page 33-37
	Bluetooth	77%
TX Frequency Range (MHz)	WLAN802.11 b/g/n/ac(20M)	2412 — 2472
	WLAN802.11 n/ac(40M)	2422 — 2462
	WLAN802.11 a/n/ac/ax(20M) 5.2G	5180 — 5240
	WLAN802.11 n/ac/ax(40M) 5.2G	5190 — 5230
	WLAN802.11 ac/ax(80M) 5.2G	5210
	WLAN802.11 ac/ax(160M) 5.2G	5250
	WLAN802.11 a/n/ac/ax(20M) 5.3G	5260 — 5320
	WLAN802.11 n/ac/ax(40M) 5.3G	5270 — 5310
	WLAN802.11 ac/ax(80M) 5.3G	5290
	WLAN802.11 a/n/ac/ax(20M) 5.6G	5500 — 5720
	WLAN802.11 n/ac/ax(40M) 5.6G	5510 — 5710
	WLAN802.11 ac/ax(80M) 5.6G	5530 — 5690
	WLAN802.11 ac/ax(160M) 5.6G	5570

Unless otherwise stated the results shown in this test report refer only to the sample(s) tested and such sample(s) are retained for 90 days only.
除非另有說明，此報告結果僅對測試之樣品負責，同時此樣品僅保留90天。本報告未經本公司書面許可，不可部份複製。

This document is issued by the Company subject to its General Conditions of Service printed overleaf, available on request or accessible at <http://www.sgs.com.tw/Terms-and-Conditions> and for electronic format documents, subject to Terms and Conditions for Electronic Documents at <http://www.sgs.com.tw/Terms-and-Conditions>. Attention is drawn to the limitation of liability, indemnification and jurisdiction issues defined therein. Any holder of this document is advised that information contained hereon reflects the Company's findings at the time of its intervention only and within the limits of Client's instructions, if any. The Company's sole responsibility is to its Client and this document does not exonerate parties to a transaction from exercising all their rights and obligations under the transaction documents. This document cannot be reproduced except in full, without prior written approval of the Company. Any unauthorized alteration, forgery or falsification of the content or appearance of this document is unlawful and offenders may be prosecuted to the fullest extent of the law.

TX Frequency Range (MHz)	WLAN802.11 a/n/ac/ax(20M) 5.8G	5745	—	5825
	WLAN802.11 n/ac/ax(40M) 5.8G	5755	—	5795
	WLAN802.11 ac/ax(80M) 5.8G	5775		
	Bluetooth	2402	—	2480
Channel Number (ARFCN)	WLAN802.11 b/g/n/ax(20M)	1	—	13
	WLAN802.11 n/ax(40M)	3	—	11
	WLAN802.11 a/n/ac/ax(20M) 5.2G	36	—	48
	WLAN802.11 n/ac/ax(40M) 5.2G	38	—	46
	WLAN802.11 ac/ax(80M) 5.2G	42		
	WLAN802.11 ac/ax(160M) 5.2G	50		
	WLAN802.11 a/n/ac/ax(20M) 5.3G	52	—	64
	WLAN802.11 n/ac/ax(40M) 5.3G	54	—	62
	WLAN802.11 ac/ax(80M) 5.3G	58		
	WLAN802.11 a/n/ac/ax(20M) 5.6G	100	—	144
	WLAN802.11 n/ac/ax(40M) 5.6G	102	—	142
	WLAN802.11 ac/ax(80M) 5.6G	106	—	138
	WLAN802.11 ac/ax(160M) 5.6G	114		
	WLAN802.11 a/n/ac/ax(20M) 5.8G	149	—	165
	WLAN802.11 n/ac/ax(40M) 5.8G	151	—	159
	WLAN802.11 ac/ax(80M) 5.8G	155		
	Bluetooth	0	—	78

Unless otherwise stated the results shown in this test report refer only to the sample(s) tested and such sample(s) are retained for 90 days only.
除非另有說明，此報告結果僅對測試之樣品負責，同時此樣品僅保留90天。本報告未經本公司書面許可，不可部份複製。

This document is issued by the Company subject to its General Conditions of Service printed overleaf, available on request or accessible at <http://www.sgs.com.tw/Terms-and-Conditions> and for electronic format documents, subject to Terms and Conditions for Electronic Documents at <http://www.sgs.com.tw/Terms-and-Conditions>. Attention is drawn to the limitation of liability, indemnification and jurisdiction issues defined therein. Any holder of this document is advised that information contained hereon reflects the Company's findings at the time of its intervention only and within the limits of Client's instructions, if any. The Company's sole responsibility is to its Client and this document does not exonerate parties to a transaction from exercising all their rights and obligations under the transaction documents. This document cannot be reproduced except in full, without prior written approval of the Company. Any unauthorized alteration, forgery or falsification of the content or appearance of this document is unlawful and offenders may be prosecuted to the fullest extent of the law.

Notebook mode

Max. SAR (1g) (Unit: W/Kg)					
Antenna	Band	Measured	Reported	Channel	Position
Main	WLAN 802.11b	0.17	0.18	6	Bottom Surface
	WLAN 802.11n(40M) 5.2G	0.37	0.39	46	Bottom Surface
	WLAN 802.11a 5.3G	0.41	0.42	52	Bottom Surface
	WLAN 802.11ac(80M) 5.6G	0.48	0.49	138	Bottom Surface
	WLAN 802.11n(40M) 5.8G	0.61	0.64	151	Bottom Surface
Aux	WLAN 802.11b	0.03	0.04	6	Bottom Surface
	Bluetooth (GFSK)	0.00	0.01	78	Bottom Surface
	WLAN 802.11n(40M) 5.2G	0.48	0.50	46	Bottom Surface
	WLAN 802.11a 5.3G	0.48	0.49	52	Bottom Surface
	WLAN 802.11ac(80M) 5.6G	0.39	0.40	138	Bottom Surface
	WLAN 802.11a 5.8G	0.83	0.87	149	Bottom Surface
	WLAN 802.11n(40M) 5.8G	0.88	0.91	159	Bottom Surface

Unless otherwise stated the results shown in this test report refer only to the sample(s) tested and such sample(s) are retained for 90 days only.
除非另有說明，此報告結果僅對測試之樣品負責，同時此樣品僅保留90天。本報告未經本公司書面許可，不可部份複製。

This document is issued by the Company subject to its General Conditions of Service printed overleaf, available on request or accessible at <http://www.sgs.com.tw/Terms-and-Conditions> and for electronic format documents, subject to Terms and Conditions for Electronic Documents at <http://www.sgs.com.tw/Terms-and-Conditions>. Attention is drawn to the limitation of liability, indemnification and jurisdiction issues defined therein. Any holder of this document is advised that information contained hereon reflects the Company's findings at the time of its intervention only and within the limits of Client's instructions, if any. The Company's sole responsibility is to its Client and this document does not exonerate parties to a transaction from exercising all their rights and obligations under the transaction documents. This document cannot be reproduced except in full, without prior written approval of the Company. Any unauthorized alteration, forgery or falsification of the content or appearance of this document is unlawful and offenders may be prosecuted to the fullest extent of the law.

Tablet mode

Max. SAR (1g) (Unit: W/Kg)					
Antenna	Band	Measured	Reported	Channel	Position
Main	WLAN 802.11b	0.80	0.82	11	Back Surface
	WLAN 802.11ac(160M) 5.2G	0.66	0.68	50	Back Surface
	WLAN 802.11ac(80M) 5.3G	0.64	0.66	58	Back Surface
	WLAN 802.11ac(80M) 5.6G	0.59	0.60	138	Back Surface
	WLAN 802.11ac(160M) 5.6G	0.61	0.62	114	Back Surface
	WLAN 802.11ac(80M) 5.8G	0.59	0.60	155	Back Surface
Aux	WLAN 802.11b	0.49	0.50	6	Back Surface
	Bluetooth(GFSK)	0.02	0.04	78	Back Surface
	WLAN 802.11ac(160M) 5.2G	0.73	0.76	50	Back Surface
	WLAN 802.11ac(80M) 5.3G	0.61	0.63	58	Back Surface
	WLAN 802.11ac(80M) 5.6G	0.34	0.35	138	Back Surface
	WLAN 802.11ac(160M) 5.6G	0.35	0.36	114	Back Surface
	WLAN 802.11ac(80M) 5.8G	0.76	0.78	155	Back Surface

Unless otherwise stated the results shown in this test report refer only to the sample(s) tested and such sample(s) are retained for 90 days only.
 除非另有說明，此報告結果僅對測試之樣品負責，同時此樣品僅保留90天。本報告未經本公司書面許可，不可部份複製。

This document is issued by the Company subject to its General Conditions of Service printed overleaf, available on request or accessible at <http://www.sgs.com.tw/Terms-and-Conditions> and for electronic format documents, subject to Terms and Conditions for Electronic Documents at <http://www.sgs.com.tw/Terms-and-Conditions>. Attention is drawn to the limitation of liability, indemnification and jurisdiction issues defined therein. Any holder of this document is advised that information contained hereon reflects the Company's findings at the time of its intervention only and within the limits of Client's instructions, if any. The Company's sole responsibility is to its Client and this document does not exonerate parties to a transaction from exercising all their rights and obligations under the transaction documents. This document cannot be reproduced except in full, without prior written approval of the Company. Any unauthorized alteration, forgery or falsification of the content or appearance of this document is unlawful and offenders may be prosecuted to the fullest extent of the law.

WLAN802.11 a/b/g/n/ax(20M/40M)/ac/ax(20M/40M/80M/160M) conducted power table:

Band \ Antenna	SISO		MIMO
	Main	Aux	Main + Aux
WLAN802.11b	V	V	-
WLAN802.11g	V	V	-
WLAN802.11n(20M)	V	V	V
WLAN802.11n(40M)	V	V	V
WLAN802.11ax(20M)	V	V	V
WLAN802.11ax(40M)	V	V	V
WLAN802.11a	V	V	-
WLAN802.11n(20M) 5G	V	V	V
WLAN802.11n(40M) 5G	V	V	V
WLAN802.11ac(20M) 5G	V	V	V
WLAN802.11ac(40M) 5G	V	V	V
WLAN802.11ac(80M) 5G	V	V	V
WLAN802.11ac(160M) 5G	V	V	V
WLAN802.11ax(20M) 5G	V	V	V
WLAN802.11ax(40M) 5G	V	V	V
WLAN802.11ax(80M) 5G	V	V	V
WLAN802.11ax(160M) 5G	V	V	V

Unless otherwise stated the results shown in this test report refer only to the sample(s) tested and such sample(s) are retained for 90 days only.
 除非另有說明，此報告結果僅對測試之樣品負責，同時此樣品僅保留90天。本報告未經本公司書面許可，不可部份複製。

This document is issued by the Company subject to its General Conditions of Service printed overleaf, available on request or accessible at <http://www.sgs.com.tw/Terms-and-Conditions> and for electronic format documents, subject to Terms and Conditions for Electronic Documents at <http://www.sgs.com.tw/Terms-and-Conditions>. Attention is drawn to the limitation of liability, indemnification and jurisdiction issues defined therein. Any holder of this document is advised that information contained hereon reflects the Company's findings at the time of its intervention only and within the limits of Client's instructions, if any. The Company's sole responsibility is to its Client and this document does not exonerate parties to a transaction from exercising all their rights and obligations under the transaction documents. This document cannot be reproduced except in full, without prior written approval of the Company. Any unauthorized alteration, forgery or falsification of the content or appearance of this document is unlawful and offenders may be prosecuted to the fullest extent of the law.

SGS Taiwan Ltd.

No.134,Wu Kung Road, New Taipei Industrial Park, Wuku District, New Taipei City, Taiwan/新北市五股區新北產業園區五工路 134 號

台灣檢驗科技股份有限公司

t (886-2) 2299-3279

f (886-2) 2298-0488

www.sgs.com.tw

Member of SGS Group

Tablet mode

Main

Main(chainB)						
Band	Mode	Channel	Frequency (MHz)	Data Rate	Max. Rated Avg. Power + Max. Tolerance (dBm)	Average power (dBm)
2450 MHz	802.11b	1	2412	1Mbps	14.50	14.48
		6	2437		14.50	14.47
		11	2462		14.50	14.45
	802.11g	1	2412	6Mbps	14.50	14.33
		6	2437		14.50	14.45
		11	2462		14.50	14.37
	802.11n20-HT0	1	2412	MCS0	14.50	14.46
		6	2437		14.50	14.42
		11	2462		14.50	14.46
	802.11ac20-HT0	1	2412	MCS0	14.50	14.42
		6	2437		14.50	14.38
		11	2462		14.50	14.40
	802.11n40-HT0	3	2422	MCS0	14.50	14.43
		6	2437		14.50	14.39
		9	2452		14.50	14.40
	802.11ac40-HT0	3	2422	MCS0	14.50	14.36
		6	2437		14.50	14.44
		9	2452		14.50	14.32

Unless otherwise stated the results shown in this test report refer only to the sample(s) tested and such sample(s) are retained for 90 days only.

除非另有說明，此報告結果僅對測試之樣品負責，同時此樣品僅保留90天。本報告未經本公司書面許可，不可部份複製。

This document is issued by the Company subject to its General Conditions of Service printed overleaf, available on request or accessible at <http://www.sgs.com.tw/Terms-and-Conditions> and for electronic format documents, subject to Terms and Conditions for Electronic Documents at <http://www.sgs.com.tw/Terms-and-Conditions>. Attention is drawn to the limitation of liability, indemnification and jurisdiction issues defined therein. Any holder of this document is advised that information contained hereon reflects the Company's findings at the time of its intervention only and within the limits of Client's instructions, if any. The Company's sole responsibility is to its Client and this document does not exonerate parties to a transaction from exercising all their rights and obligations under the transaction documents. This document cannot be reproduced except in full, without prior written approval of the Company. Any unauthorized alteration, forgery or falsification of the content or appearance of this document is unlawful and offenders may be prosecuted to the fullest extent of the law.

SGS Taiwan Ltd.

No.134,Wu Kung Road, New Taipei Industrial Park, Wuku District, New Taipei City, Taiwan/新北市五股區新北產業園區五工路 134 號

台灣檢驗科技股份有限公司

t (886-2) 2299-3279

f (886-2) 2298-0488

www.sgs.com.tw

Member of SGS Group

Main(chainB)						
Band	Mode	Channel	Frequency (MHz)	Data Rate	Max. Rated Avg. Power + Max. Tolerance (dBm)	Average power (dBm)
5.15-5.25 GHz	802.11a	36	5180	6Mbps	11.50	11.38
		40	5200		11.50	11.38
		44	5220		11.50	11.31
		48	5240		11.50	11.30
	802.11n20-HT0	36	5180	MCS0	11.50	11.35
		40	5200		11.50	11.37
		44	5220		11.50	11.39
		48	5240		11.50	11.34
	802.11ac20-VHT0	36	5180	MCS0	11.50	11.27
		40	5200		11.50	11.33
		44	5220		11.50	11.30
		48	5240		11.50	11.27
	802.11ax20-HE0	36	5180	MCS0	11.50	11.32
		40	5200		11.50	11.42
		44	5220		11.50	11.35
		48	5240		11.50	11.33
	802.11n40-HT0	38	5190	MCS0	11.50	11.31
		46	5230		11.50	11.38
	802.11ac40-VHT0	38	5190	MCS0	11.50	11.31
		46	5230		11.50	11.28
	802.11ax40-HE0	38	5190	MCS0	11.50	11.27
		46	5230		11.50	11.28
	802.11ac80-VHT0	42	5210	MCS0	11.50	11.40
	802.11ax80-HE0	42	5210	MCS0	11.50	11.34
	802.11ac160-VHT0	50	5250	MCS0	11.50	11.42
	802.11ax160-HE0	50	5250	MCS0	11.50	11.30

Unless otherwise stated the results shown in this test report refer only to the sample(s) tested and such sample(s) are retained for 90 days only.
除非另有說明，此報告結果僅對測試之樣品負責，同時此樣品僅保留90天。本報告未經本公司書面許可，不可部份複製。

This document is issued by the Company subject to its General Conditions of Service printed overleaf, available on request or accessible at <http://www.sgs.com.tw/Terms-and-Conditions> and for electronic format documents, subject to Terms and Conditions for Electronic Documents at <http://www.sgs.com.tw/Terms-and-Conditions>. Attention is drawn to the limitation of liability, indemnification and jurisdiction issues defined therein. Any holder of this document is advised that information contained hereon reflects the Company's findings at the time of its intervention only and within the limits of Client's instructions, if any. The Company's sole responsibility is to its Client and this document does not exonerate parties to a transaction from exercising all their rights and obligations under the transaction documents. This document cannot be reproduced except in full, without prior written approval of the Company. Any unauthorized alteration, forgery or falsification of the content or appearance of this document is unlawful and offenders may be prosecuted to the fullest extent of the law.

Main(chainB)						
Band	Mode	Channel	Frequency (MHz)	Data Rate	Max. Rated Avg. Power + Max. Tolerance (dBm)	Average power (dBm)
5.25-5.35 GHz	802.11a	52	5260	6Mbps	10.50	10.44
		56	5280		10.50	10.42
		60	5300		10.50	10.46
		64	5320		10.50	10.45
	802.11n20-HT0	52	5260	MCS0	10.50	10.45
		56	5280		10.50	10.45
		60	5300		10.50	10.35
		64	5320		10.50	10.47
	802.11ac20-VHT0	52	5260	MCS0	10.50	10.39
		56	5280		10.50	10.36
		60	5300		10.50	10.46
		64	5320		10.50	10.46
	802.11ax20-HE0	52	5260	MCS0	10.50	10.41
		56	5280		10.50	10.38
		60	5300		10.50	10.41
		64	5320		10.50	10.42
	802.11n40-HT0	54	5270	MCS0	10.50	10.47
		62	5310		10.50	10.49
	802.11ac40-VHT0	54	5270	MCS0	10.50	10.36
		62	5310		10.50	10.42
	802.11ax40-HE0	54	5270	MCS0	10.50	10.35
		62	5310		10.50	10.44
	802.11ac80-VHT0	58	5290	MCS0	10.50	10.48
	802.11ax80-HE0	58	5290	MCS0	10.50	10.32

Unless otherwise stated the results shown in this test report refer only to the sample(s) tested and such sample(s) are retained for 90 days only.
除非另有說明，此報告結果僅對測試之樣品負責，同時此樣品僅保留90天。本報告未經本公司書面許可，不可部份複製。

This document is issued by the Company subject to its General Conditions of Service printed overleaf, available on request or accessible at <http://www.sgs.com.tw/Terms-and-Conditions> and for electronic format documents, subject to Terms and Conditions for Electronic Documents at <http://www.sgs.com.tw/Terms-and-Conditions>. Attention is drawn to the limitation of liability, indemnification and jurisdiction issues defined therein. Any holder of this document is advised that information contained hereon reflects the Company's findings at the time of its intervention only and within the limits of Client's instructions, if any. The Company's sole responsibility is to its Client and this document does not exonerate parties to a transaction from exercising all their rights and obligations under the transaction documents. This document cannot be reproduced except in full, without prior written approval of the Company. Any unauthorized alteration, forgery or falsification of the content or appearance of this document is unlawful and offenders may be prosecuted to the fullest extent of the law.

Main(chainB)						
Band	Mode	Channel	Frequency (MHz)	Data Rate	Max. Rated Avg. Power + Max. Tolerance (dBm)	Average power (dBm)
5600 MHz	802.11a	100	5500	6Mbps	10.50	10.39
		120	5600		10.50	10.38
		140	5700		10.50	10.36
		144	5720		10.50	10.36
	802.11n20-HT0	100	5500	MCS0	10.50	10.35
		120	5600		10.50	10.35
		140	5700		10.50	10.41
		144	5720		10.50	10.35
	802.11ac20-VHT0	100	5500	MCS0	10.50	10.45
		120	5600		10.50	10.37
		140	5700		10.50	10.41
		144	5720		10.50	10.35
	802.11ax20-HE0	100	5500	MCS0	10.50	10.44
		120	5600		10.50	10.40
		140	5700		10.50	10.33
		144	5720		10.50	10.44
	802.11n40-HT0	102	5510	MCS0	10.50	10.34
		118	5590		10.50	10.37
		134	5670		10.50	10.40
		142	5710		10.50	10.34
	802.11ac40-VHT0	102	5510	MCS0	10.50	10.41
		118	5590		10.50	10.35
		134	5670		10.50	10.33
		142	5710		10.50	10.41
	802.11ax40-HE0	102	5510	MCS0	10.50	10.44
		118	5590		10.50	10.47
		134	5670		10.50	10.33
		142	5710		10.50	10.38
	802.11ac80-VHT0	106	5530	MCS0	10.50	10.43
		122	5610		10.50	10.48
		138	5690		10.50	10.49
	802.11ax80-HE0	106	5530	MCS0	10.50	10.37
		122	5610		10.50	10.40
		138	5690		10.50	10.38
	802.11ac160-VHT0	114	5570	MCS0	10.50	10.47
	802.11ax160-HE0	114	5570	MCS0	10.50	10.38

Unless otherwise stated the results shown in this test report refer only to the sample(s) tested and such sample(s) are retained for 90 days only.
除非另有說明，此報告結果僅對測試之樣品負責，同時此樣品僅保留90天。本報告未經本公司書面許可，不可部份複製。

This document is issued by the Company subject to its General Conditions of Service printed overleaf, available on request or accessible at <http://www.sgs.com.tw/Terms-and-Conditions> and for electronic format documents, subject to Terms and Conditions for Electronic Documents at <http://www.sgs.com.tw/Terms-and-Conditions>. Attention is drawn to the limitation of liability, indemnification and jurisdiction issues defined therein. Any holder of this document is advised that information contained hereon reflects the Company's findings at the time of its intervention only and within the limits of Client's instructions, if any. The Company's sole responsibility is to its Client and this document does not exonerate parties to a transaction from exercising all their rights and obligations under the transaction documents. This document cannot be reproduced except in full, without prior written approval of the Company. Any unauthorized alteration, forgery or falsification of the content or appearance of this document is unlawful and offenders may be prosecuted to the fullest extent of the law.

Main(chainB)						
Mode	Mode	Channel	Frequency (MHz)	Data Rate	Max. Rated Avg. Power + Max. Tolerance (dBm)	Average power (dBm)
5800 MHz	802.11a	149	5745	6Mbps	10.00	9.86
		157	5785		10.00	9.87
		165	5825		10.00	9.91
	802.11n20-HT0	149	5745	MCS0	10.00	9.89
		157	5785		10.00	9.83
		165	5825		10.00	9.87
	802.11ac20-VHT0	149	5745	MCS0	10.00	9.87
		157	5785		10.00	9.83
		165	5825		10.00	9.91
	802.11ax20-HE0	149	5745	MCS0	10.00	9.84
		157	5785		10.00	9.94
		165	5825		10.00	9.93
	802.11n40-HT0	151	5755	MCS0	10.00	9.98
		159	5795		10.00	9.95
	802.11ac40-VHT0	151	5755	MCS0	10.00	9.92
		159	5795		10.00	9.86
	802.11ax40-HE0	151	5755	MCS0	10.00	9.89
		159	5795		10.00	9.90
	802.11ac80-VHT0	155	5775	MCS0	10.00	9.99
	802.11ax80-HE0	155	5775	MCS0	10.00	9.84

Unless otherwise stated the results shown in this test report refer only to the sample(s) tested and such sample(s) are retained for 90 days only.
除非另有說明，此報告結果僅對測試之樣品負責，同時此樣品僅保留90天。本報告未經本公司書面許可，不可部份複製。

This document is issued by the Company subject to its General Conditions of Service printed overleaf, available on request or accessible at <http://www.sgs.com.tw/Terms-and-Conditions> and for electronic format documents, subject to Terms and Conditions for Electronic Documents at <http://www.sgs.com.tw/Terms-and-Conditions>. Attention is drawn to the limitation of liability, indemnification and jurisdiction issues defined therein. Any holder of this document is advised that information contained hereon reflects the Company's findings at the time of its intervention only and within the limits of Client's instructions, if any. The Company's sole responsibility is to its Client and this document does not exonerate parties to a transaction from exercising all their rights and obligations under the transaction documents. This document cannot be reproduced except in full, without prior written approval of the Company. Any unauthorized alteration, forgery or falsification of the content or appearance of this document is unlawful and offenders may be prosecuted to the fullest extent of the law.

Aux

Aux(chainA)						
Band	Mode	Channel	Frequency (MHz)	Data Rate	Max. Rated Avg. Power + Max. Tolerance (dBm)	Average power (dBm)
2450 MHz	802.11b	1	2412	1Mbps	19.00	18.90
		6	2437		20.00	19.97
		11	2462		20.00	19.98
	802.11g	1	2412	6Mbps	17.00	16.84
		6	2437		20.00	19.84
		11	2462		17.00	16.96
	802.11n20-HT0	1	2412	MCS0	17.00	16.83
		6	2437		20.00	19.86
		11	2462		15.50	15.46
	802.11ac20-HT0	1	2412	MCS0	17.00	16.92
		6	2437		20.00	19.88
		11	2462		15.50	15.42
	802.11n40-HT0	3	2422	MCS0	16.50	16.39
		6	2437		15.50	15.40
		9	2452		16.00	15.84
	802.11ac40-HT0	3	2422	MCS0	16.50	16.40
		6	2437		15.50	15.36
		9	2452		16.50	16.41

Unless otherwise stated the results shown in this test report refer only to the sample(s) tested and such sample(s) are retained for 90 days only.
除非另有說明，此報告結果僅對測試之樣品負責，同時此樣品僅保留90天。本報告未經本公司書面許可，不可部份複製。

This document is issued by the Company subject to its General Conditions of Service printed overleaf, available on request or accessible at <http://www.sgs.com.tw/Terms-and-Conditions> and for electronic format documents, subject to Terms and Conditions for Electronic Documents at <http://www.sgs.com.tw/Terms-and-Conditions>. Attention is drawn to the limitation of liability, indemnification and jurisdiction issues defined therein. Any holder of this document is advised that information contained hereon reflects the Company's findings at the time of its intervention only and within the limits of Client's instructions, if any. The Company's sole responsibility is to its Client and this document does not exonerate parties to a transaction from exercising all their rights and obligations under the transaction documents. This document cannot be reproduced except in full, without prior written approval of the Company. Any unauthorized alteration, forgery or falsification of the content or appearance of this document is unlawful and offenders may be prosecuted to the fullest extent of the law.

Aux(chainA)						
Band	Mode	Channel	Frequency (MHz)	Data Rate	Max. Rated Avg. Power + Max. Tolerance (dBm)	Average power (dBm)
5.15-5.25 GHz	802.11a	36	5180	6Mbps	14.00	13.84
		40	5200		14.00	13.87
		44	5220		14.00	13.88
		48	5240		14.00	13.86
	802.11n20-HT0	36	5180	MCS0	14.00	13.96
		40	5200		14.00	13.83
		44	5220		14.00	13.83
		48	5240		14.00	13.90
	802.11ac20-VHT0	36	5180	MCS0	14.00	13.91
		40	5200		14.00	13.96
		44	5220		14.00	13.86
		48	5240		14.00	13.86
	802.11ax20-HE0	36	5180	MCS0	14.00	13.83
		40	5200		14.00	13.95
		44	5220		14.00	13.84
		48	5240		14.00	13.87
	802.11n40-HT0	38	5190	MCS0	14.00	13.84
		46	5230		14.00	13.93
	802.11ac40-VHT0	38	5190	MCS0	14.00	13.87
		46	5230		14.00	13.83
	802.11ax40-HE0	38	5190	MCS0	14.00	13.88
		46	5230		14.00	13.87
	802.11ac80-VHT0	42	5210	MCS0	14.00	13.85
	802.11ax80-HE0	42	5210	MCS0	14.00	13.89
	802.11ac160-VHT0	50	5250	MCS0	14.00	13.91
	802.11ax160-HE0	50	5250	MCS0	14.00	13.92

Unless otherwise stated the results shown in this test report refer only to the sample(s) tested and such sample(s) are retained for 90 days only.
除非另有說明，此報告結果僅對測試之樣品負責，同時此樣品僅保留90天。本報告未經本公司書面許可，不可部份複製。

This document is issued by the Company subject to its General Conditions of Service printed overleaf, available on request or accessible at <http://www.sgs.com.tw/Terms-and-Conditions> and for electronic format documents, subject to Terms and Conditions for Electronic Documents at <http://www.sgs.com.tw/Terms-and-Conditions>. Attention is drawn to the limitation of liability, indemnification and jurisdiction issues defined therein. Any holder of this document is advised that information contained hereon reflects the Company's findings at the time of its intervention only and within the limits of Client's instructions, if any. The Company's sole responsibility is to its Client and this document does not exonerate parties to a transaction from exercising all their rights and obligations under the transaction documents. This document cannot be reproduced except in full, without prior written approval of the Company. Any unauthorized alteration, forgery or falsification of the content or appearance of this document is unlawful and offenders may be prosecuted to the fullest extent of the law.

Aux(chainA)						
Band	Mode	Channel	Frequency (MHz)	Data Rate	Max. Rated Avg. Power + Max. Tolerance (dBm)	Average power (dBm)
5.25-5.35 GHz	802.11a	52	5260	6Mbps	14.00	13.95
		56	5280		14.00	13.92
		60	5300		14.00	13.87
		64	5320		14.00	13.96
	802.11n20-HT0	52	5260	MCS0	14.00	13.92
		56	5280		14.00	13.89
		60	5300		14.00	13.93
		64	5320		14.00	13.82
	802.11ac20-VHT0	52	5260	MCS0	14.00	13.91
		56	5280		14.00	13.92
		60	5300		14.00	13.87
		64	5320		14.00	13.95
	802.11ax20-HE0	52	5260	MCS0	14.00	13.88
		56	5280		14.00	13.84
		60	5300		14.00	13.88
		64	5320		14.00	13.93
	802.11n40-HT0	54	5270	MCS0	14.00	12.96
		62	5310		14.00	13.98
	802.11ac40-VHT0	54	5270	MCS0	14.00	13.95
		62	5310		14.00	13.96
	802.11ax40-HE0	54	5270	MCS0	14.00	13.89
		62	5310		14.00	13.93
	802.11ac80-VHT0	58	5290	MCS0	14.00	13.91
	802.11ax80-HE0	58	5290	MCS0	14.00	13.89

Unless otherwise stated the results shown in this test report refer only to the sample(s) tested and such sample(s) are retained for 90 days only.
除非另有說明，此報告結果僅對測試之樣品負責，同時此樣品僅保留90天。本報告未經本公司書面許可，不可部份複製。

This document is issued by the Company subject to its General Conditions of Service printed overleaf, available on request or accessible at <http://www.sgs.com.tw/Terms-and-Conditions> and for electronic format documents, subject to Terms and Conditions for Electronic Documents at <http://www.sgs.com.tw/Terms-and-Conditions>. Attention is drawn to the limitation of liability, indemnification and jurisdiction issues defined therein. Any holder of this document is advised that information contained hereon reflects the Company's findings at the time of its intervention only and within the limits of Client's instructions, if any. The Company's sole responsibility is to its Client and this document does not exonerate parties to a transaction from exercising all their rights and obligations under the transaction documents. This document cannot be reproduced except in full, without prior written approval of the Company. Any unauthorized alteration, forgery or falsification of the content or appearance of this document is unlawful and offenders may be prosecuted to the fullest extent of the law.

Aux(chainA)						
Band	Mode	Channel	Frequency (MHz)	Data Rate	Max. Rated Avg. Power + Max. Tolerance (dBm)	Average power (dBm)
5600 MHz	802.11a	100	5500	6Mbps	10.50	10.42
		120	5600		10.50	10.33
		140	5700		10.50	10.45
		144	5720		10.50	10.33
	802.11n20-HT0	100	5500	MCS0	10.50	10.37
		120	5600		10.50	10.38
		140	5700		10.50	10.40
		144	5720		10.50	10.36
	802.11ac20-VHT0	100	5500	MCS0	10.50	10.34
		120	5600		10.50	10.43
		140	5700		10.50	10.32
		144	5720		10.50	10.36
	802.11ax20-HE0	100	5500	MCS0	10.50	10.33
		120	5600		10.50	10.40
		140	5700		10.50	10.37
		144	5720		10.50	10.45
	802.11n40-HT0	102	5510	MCS0	10.50	10.44
		118	5590		10.50	10.37
		134	5670		10.50	10.45
		142	5710		10.50	10.41
	802.11ac40-VHT0	102	5510	MCS0	10.50	10.44
		118	5590		10.50	10.44
		134	5670		10.50	10.35
		142	5710		10.50	10.42
	802.11ax40-HE0	102	5510	MCS0	10.50	10.41
		118	5590		10.50	10.36
		134	5670		10.50	10.45
		142	5710		10.50	10.45
	802.11ac80-VHT0	106	5530	MCS0	10.50	10.44
		122	5610		10.50	10.39
		138	5690		10.50	10.48
	802.11ax80-HE0	106	5530	MCS0	10.50	10.34
		122	5610		10.50	10.41
		138	5690		10.50	10.44
	802.11ac160-VHT0	114	5570	MCS0	10.50	10.47
	802.11ax160-HE0	114	5570	MCS0	10.50	10.39

Unless otherwise stated the results shown in this test report refer only to the sample(s) tested and such sample(s) are retained for 90 days only.
除非另有說明，此報告結果僅對測試之樣品負責，同時此樣品僅保留90天。本報告未經本公司書面許可，不可部份複製。

This document is issued by the Company subject to its General Conditions of Service printed overleaf, available on request or accessible at <http://www.sgs.com.tw/Terms-and-Conditions> and for electronic format documents, subject to Terms and Conditions for Electronic Documents at <http://www.sgs.com.tw/Terms-and-Conditions>. Attention is drawn to the limitation of liability, indemnification and jurisdiction issues defined therein. Any holder of this document is advised that information contained hereon reflects the Company's findings at the time of its intervention only and within the limits of Client's instructions, if any. The Company's sole responsibility is to its Client and this document does not exonerate parties to a transaction from exercising all their rights and obligations under the transaction documents. This document cannot be reproduced except in full, without prior written approval of the Company. Any unauthorized alteration, forgery or falsification of the content or appearance of this document is unlawful and offenders may be prosecuted to the fullest extent of the law.

Aux(chainA)						
Mode	Mode	Channel	Frequency (MHz)	Data Rate	Max. Rated Avg. Power + Max. Tolerance (dBm)	Average power (dBm)
5800 MHz	802.11a	149	5745	6Mbps	12.50	12.37
		157	5785		12.50	12.35
		165	5825		12.50	12.37
	802.11n20-HT0	149	5745	MCS0	12.50	12.37
		157	5785		12.50	12.38
		165	5825		12.50	12.45
	802.11ac20-VHT0	149	5745	MCS0	12.50	12.36
		157	5785		12.50	12.34
		165	5825		12.50	12.34
	802.11ax20-HE0	149	5745	MCS0	12.50	12.32
		157	5785		12.50	12.44
		165	5825		12.50	12.39
	802.11n40-HT0	151	5755	MCS0	12.50	12.44
		159	5795		12.50	12.38
	802.11ac40-VHT0	151	5755	MCS0	12.50	12.34
		159	5795		12.50	12.46
	802.11ax40-HE0	151	5755	MCS0	12.50	12.41
		159	5795		12.50	12.34
	802.11ac80-VHT0	155	5775	MCS0	12.50	12.49
	802.11ax80-HE0	155	5775	MCS0	12.50	12.45

Unless otherwise stated the results shown in this test report refer only to the sample(s) tested and such sample(s) are retained for 90 days only.
除非另有說明，此報告結果僅對測試之樣品負責，同時此樣品僅保留90天。本報告未經本公司書面許可，不可部份複製。

This document is issued by the Company subject to its General Conditions of Service printed overleaf, available on request or accessible at <http://www.sgs.com.tw/Terms-and-Conditions> and for electronic format documents, subject to Terms and Conditions for Electronic Documents at <http://www.sgs.com.tw/Terms-and-Conditions>. Attention is drawn to the limitation of liability, indemnification and jurisdiction issues defined therein. Any holder of this document is advised that information contained hereon reflects the Company's findings at the time of its intervention only and within the limits of Client's instructions, if any. The Company's sole responsibility is to its Client and this document does not exonerate parties to a transaction from exercising all their rights and obligations under the transaction documents. This document cannot be reproduced except in full, without prior written approval of the Company. Any unauthorized alteration, forgery or falsification of the content or appearance of this document is unlawful and offenders may be prosecuted to the fullest extent of the law.

Notebook mode

Main

Main(chainB)						
Band	Mode	Channel	Frequency (MHz)	Data Rate	Max. Rated Avg. Power + Max. Tolerance (dBm)	Average power (dBm)
2450 MHz	802.11b	1	2412	1Mbps	19.50	19.43
		6	2437		20.50	20.42
		11	2462		19.50	19.45
	802.11g	1	2412	6Mbps	17.00	16.87
		6	2437		21.00	20.90
		11	2462		17.00	16.93
	802.11n20-HT0	1	2412	MCS0	17.00	16.86
		6	2437		21.00	20.93
		11	2462		15.50	15.43
	802.11ac20-HT0	1	2412	MCS0	17.00	16.91
		6	2437		20.00	19.93
		11	2462		15.50	15.43
	802.11n40-HT0	3	2422	MCS0	16.50	16.42
		6	2437		15.50	15.43
		9	2452		14.50	14.42
	802.11ac40-HT0	3	2422	MCS0	16.50	16.37
		6	2437		15.50	15.38
		9	2452		15.00	14.87

Unless otherwise stated the results shown in this test report refer only to the sample(s) tested and such sample(s) are retained for 90 days only.

除非另有說明，此報告結果僅對測試之樣品負責，同時此樣品僅保留90天。本報告未經本公司書面許可，不可部份複製。

This document is issued by the Company subject to its General Conditions of Service printed overleaf, available on request or accessible at <http://www.sgs.com.tw/Terms-and-Conditions> and for electronic format documents, subject to Terms and Conditions for Electronic Documents at <http://www.sgs.com.tw/Terms-and-Conditions>. Attention is drawn to the limitation of liability, indemnification and jurisdiction issues defined therein. Any holder of this document is advised that information contained hereon reflects the Company's findings at the time of its intervention only and within the limits of Client's instructions, if any. The Company's sole responsibility is to its Client and this document does not exonerate parties to a transaction from exercising all their rights and obligations under the transaction documents. This document cannot be reproduced except in full, without prior written approval of the Company. Any unauthorized alteration, forgery or falsification of the content or appearance of this document is unlawful and offenders may be prosecuted to the fullest extent of the law.

SGS Taiwan Ltd.

No.134,Wu Kung Road, New Taipei Industrial Park, Wuku District, New Taipei City, Taiwan/新北市五股區新北產業園區五工路 134 號

台灣檢驗科技股份有限公司

t (886-2) 2299-3279

f (886-2) 2298-0488

www.sgs.com.tw

Member of SGS Group

Main(chainB)						
Band	Mode	Channel	Frequency (MHz)	Data Rate	Max. Rated Avg. Power + Max. Tolerance (dBm)	Average power (dBm)
5.15-5.25 GHz	802.11a	36	5180	6Mbps	19.00	18.90
		40	5200		19.50	19.43
		44	5220		21.00	20.93
		48	5240		21.00	20.94
	802.11n20-HT0	36	5180	MCS0	18.50	18.41
		40	5200		19.50	19.35
		44	5220		21.00	20.89
		48	5240		20.50	20.36
	802.11ac20-VHT0	36	5180	MCS0	19.00	18.92
		40	5200		20.00	19.87
		44	5220		21.00	20.87
		48	5240		21.00	20.86
	802.11ax20-HE0	36	5180	MCS0	19.00	18.92
		40	5200		20.00	19.94
		44	5220		21.00	20.91
		48	5240		21.00	20.92
	802.11n40-HT0	38	5190	MCS0	18.50	18.48
		46	5230		21.00	20.97
	802.11ac40-VHT0	38	5190	MCS0	18.50	18.36
		46	5230		21.00	20.87
	802.11ax40-HE0	38	5190	MCS0	18.50	18.43
		46	5230		20.50	20.39
	802.11ac80-VHT0	42	5210	MCS0	18.50	18.44
	802.11ax80-HE0	42	5210	MCS0	15.00	14.94
	802.11ac160-VHT0	50	5250	MCS0	15.00	14.91
	802.11ax160-HE0	50	5250	MCS0	15.00	14.86

Unless otherwise stated the results shown in this test report refer only to the sample(s) tested and such sample(s) are retained for 90 days only.
除非另有說明，此報告結果僅對測試之樣品負責，同時此樣品僅保留90天。本報告未經本公司書面許可，不可部份複製。

This document is issued by the Company subject to its General Conditions of Service printed overleaf, available on request or accessible at <http://www.sgs.com.tw/Terms-and-Conditions> and for electronic format documents, subject to Terms and Conditions for Electronic Documents at <http://www.sgs.com.tw/Terms-and-Conditions>. Attention is drawn to the limitation of liability, indemnification and jurisdiction issues defined therein. Any holder of this document is advised that information contained hereon reflects the Company's findings at the time of its intervention only and within the limits of Client's instructions, if any. The Company's sole responsibility is to its Client and this document does not exonerate parties to a transaction from exercising all their rights and obligations under the transaction documents. This document cannot be reproduced except in full, without prior written approval of the Company. Any unauthorized alteration, forgery or falsification of the content or appearance of this document is unlawful and offenders may be prosecuted to the fullest extent of the law.

Main(chainB)						
Band	Mode	Channel	Frequency (MHz)	Data Rate	Max. Rated Avg. Power + Max. Tolerance (dBm)	Average power (dBm)
5.25-5.35 GHz	802.11a	52	5260	6Mbps	21.00	20.98
		56	5280		21.00	20.96
		60	5300		21.00	20.91
		64	5320		18.50	18.45
	802.11n20-HT0	52	5260	MCS0	21.00	20.89
		56	5280		21.00	20.92
		60	5300		21.00	20.90
		64	5320		18.50	18.42
	802.11ac20-VHT0	52	5260	MCS0	21.00	20.93
		56	5280		21.00	20.95
		60	5300		21.00	20.91
		64	5320		18.00	17.89
	802.11ax20-HE0	52	5260	MCS0	21.00	20.87
		56	5280		21.00	20.91
		60	5300		21.00	20.90
		64	5320		18.00	17.93
	802.11n40-HT0	54	5270	MCS0	20.50	20.45
		62	5310		17.50	17.40
	802.11ac40-VHT0	54	5270	MCS0	20.50	20.41
		62	5310		17.50	17.39
	802.11ax40-HE0	54	5270	MCS0	20.50	20.40
		62	5310		17.50	17.38
	802.11ac80-VHT0	58	5290	MCS0	18.00	17.92
	802.11ax80-HE0	58	5290	MCS0	18.00	17.89

Unless otherwise stated the results shown in this test report refer only to the sample(s) tested and such sample(s) are retained for 90 days only.
除非另有說明，此報告結果僅對測試之樣品負責，同時此樣品僅保留90天。本報告未經本公司書面許可，不可部份複製。

This document is issued by the Company subject to its General Conditions of Service printed overleaf, available on request or accessible at <http://www.sgs.com.tw/Terms-and-Conditions> and for electronic format documents, subject to Terms and Conditions for Electronic Documents at <http://www.sgs.com.tw/Terms-and-Conditions>. Attention is drawn to the limitation of liability, indemnification and jurisdiction issues defined therein. Any holder of this document is advised that information contained hereon reflects the Company's findings at the time of its intervention only and within the limits of Client's instructions, if any. The Company's sole responsibility is to its Client and this document does not exonerate parties to a transaction from exercising all their rights and obligations under the transaction documents. This document cannot be reproduced except in full, without prior written approval of the Company. Any unauthorized alteration, forgery or falsification of the content or appearance of this document is unlawful and offenders may be prosecuted to the fullest extent of the law.

Main(chainB)						
Band	Mode	Channel	Frequency (MHz)	Data Rate	Max. Rated Avg. Power + Max. Tolerance (dBm)	Average power (dBm)
5600 MHz	802.11a	100	5500	6Mbps	19.00	18.93
		120	5600		21.00	20.92
		140	5700		21.00	20.92
		144	5720		21.00	20.85
	802.11n20-HT0	100	5500	MCS0	19.00	18.87
		120	5600		21.00	20.91
		140	5700		21.00	20.89
		144	5720		21.00	20.86
	802.11ac20-VHT0	100	5500	MCS0	19.00	18.91
		120	5600		21.00	20.88
		140	5700		21.00	20.92
		144	5720		21.00	20.86
	802.11ax20-HE0	100	5500	MCS0	19.00	18.89
		120	5600		21.00	20.90
		140	5700		21.00	20.91
		144	5720		21.00	20.93
	802.11n40-HT0	102	5510	MCS0	18.50	18.39
		118	5590		21.00	20.94
		134	5670		19.50	19.41
		142	5710		21.00	20.88
	802.11ac40-VHT0	102	5510	MCS0	18.50	18.38
		118	5590		21.00	20.90
		134	5670		19.00	18.90
		142	5710		21.00	20.93
	802.11ax40-HE0	102	5510	MCS0	18.50	18.37
		118	5590		21.00	20.92
		134	5670		19.00	18.87
		142	5710		21.00	20.91
	802.11ac80-VHT0	106	5530	MCS0	19.00	18.99
		122	5610		20.00	19.97
		138	5690		21.00	20.99
	802.11ax80-HE0	106	5530	MCS0	19.00	18.87
		122	5610		19.50	19.37
		138	5690		21.00	20.91
	802.11ac160-VHT0	114	5570	MCS0	14.50	14.35
	802.11ax160-HE0	114	5570	MCS0	14.50	14.40

Unless otherwise stated the results shown in this test report refer only to the sample(s) tested and such sample(s) are retained for 90 days only.
除非另有說明，此報告結果僅對測試之樣品負責，同時此樣品僅保留90天。本報告未經本公司書面許可，不可部份複製。

This document is issued by the Company subject to its General Conditions of Service printed overleaf, available on request or accessible at <http://www.sgs.com.tw/Terms-and-Conditions> and for electronic format documents, subject to Terms and Conditions for Electronic Documents at <http://www.sgs.com.tw/Terms-and-Conditions>. Attention is drawn to the limitation of liability, indemnification and jurisdiction issues defined therein. Any holder of this document is advised that information contained hereon reflects the Company's findings at the time of its intervention only and within the limits of Client's instructions, if any. The Company's sole responsibility is to its Client and this document does not exonerate parties to a transaction from exercising all their rights and obligations under the transaction documents. This document cannot be reproduced except in full, without prior written approval of the Company. Any unauthorized alteration, forgery or falsification of the content or appearance of this document is unlawful and offenders may be prosecuted to the fullest extent of the law.

Main(chainB)						
Mode	Mode	Channel	Frequency (MHz)	Data Rate	Max. Rated Avg. Power + Max. Tolerance (dBm)	Average power (dBm)
5800 MHz	802.11a	149	5745	6Mbps	21.00	20.91
		157	5785		21.00	20.86
		165	5825		21.00	20.91
	802.11n20-HT0	149	5745	MCS0	21.00	20.88
		157	5785		21.00	20.95
		165	5825		21.00	20.88
	802.11ac20-VHT0	149	5745	MCS0	21.00	20.89
		157	5785		21.00	20.86
		165	5825		21.00	20.94
	802.11ax20-HE0	149	5745	MCS0	21.00	20.87
		157	5785		21.00	20.94
		165	5825		21.00	20.86
	802.11n40-HT0	151	5755	MCS0	21.00	20.96
		159	5795		21.00	20.95
	802.11ac40-VHT0	151	5755	MCS0	21.00	20.90
		159	5795		21.00	20.92
	802.11ax40-HE0	151	5755	MCS0	21.00	20.92
		159	5795		21.00	20.90
	802.11ac80-VHT0	155	5775	MCS0	19.00	18.90
	802.11ax80-HE0	155	5775	MCS0	19.00	18.87

Unless otherwise stated the results shown in this test report refer only to the sample(s) tested and such sample(s) are retained for 90 days only.
除非另有說明，此報告結果僅對測試之樣品負責，同時此樣品僅保留90天。本報告未經本公司書面許可，不可部份複製。

This document is issued by the Company subject to its General Conditions of Service printed overleaf, available on request or accessible at <http://www.sgs.com.tw/Terms-and-Conditions> and for electronic format documents, subject to Terms and Conditions for Electronic Documents at <http://www.sgs.com.tw/Terms-and-Conditions>. Attention is drawn to the limitation of liability, indemnification and jurisdiction issues defined therein. Any holder of this document is advised that information contained hereon reflects the Company's findings at the time of its intervention only and within the limits of Client's instructions, if any. The Company's sole responsibility is to its Client and this document does not exonerate parties to a transaction from exercising all their rights and obligations under the transaction documents. This document cannot be reproduced except in full, without prior written approval of the Company. Any unauthorized alteration, forgery or falsification of the content or appearance of this document is unlawful and offenders may be prosecuted to the fullest extent of the law.

Aux

Aux(chainA)						
Band	Mode	Channel	Frequency (MHz)	Data Rate	Max. Rated Avg. Power + Max. Tolerance (dBm)	Average power (dBm)
2450 MHz	802.11b	1	2412	1Mbps	19.00	18.89
		6	2437		21.00	20.42
		11	2462		20.00	19.98
	802.11g	1	2412	6Mbps	17.00	16.90
		6	2437		21.00	20.86
		11	2462		17.00	16.94
	802.11n20-HT0	1	2412	MCS0	17.00	16.88
		6	2437		21.00	20.86
		11	2462		15.50	15.39
	802.11ac20-HT0	1	2412	MCS0	17.00	16.89
		6	2437		21.00	20.94
		11	2462		15.50	15.42
	802.11n40-HT0	3	2422	MCS0	16.50	16.36
		6	2437		15.50	15.37
		9	2452		16.00	15.89
	802.11ac40-HT0	3	2422	MCS0	16.50	16.40
		6	2437		15.50	15.43
		9	2452		16.50	16.42

Unless otherwise stated the results shown in this test report refer only to the sample(s) tested and such sample(s) are retained for 90 days only.

除非另有說明，此報告結果僅對測試之樣品負責，同時此樣品僅保留90天。本報告未經本公司書面許可，不可部份複製。

This document is issued by the Company subject to its General Conditions of Service printed overleaf, available on request or accessible at <http://www.sgs.com.tw/Terms-and-Conditions> and for electronic format documents, subject to Terms and Conditions for Electronic Documents at <http://www.sgs.com.tw/Terms-and-Conditions>. Attention is drawn to the limitation of liability, indemnification and jurisdiction issues defined therein. Any holder of this document is advised that information contained hereon reflects the Company's findings at the time of its intervention only and within the limits of Client's instructions, if any. The Company's sole responsibility is to its Client and this document does not exonerate parties to a transaction from exercising all their rights and obligations under the transaction documents. This document cannot be reproduced except in full, without prior written approval of the Company. Any unauthorized alteration, forgery or falsification of the content or appearance of this document is unlawful and offenders may be prosecuted to the fullest extent of the law.

SGS Taiwan Ltd.

No.134,Wu Kung Road, New Taipei Industrial Park, Wuku District, New Taipei City, Taiwan/新北市五股區新北產業園區五工路 134 號

台灣檢驗科技股份有限公司

t (886-2) 2299-3279

f (886-2) 2298-0488

www.sgs.com.tw

Member of SGS Group

Aux(chainA)						
Band	Mode	Channel	Frequency (MHz)	Data Rate	Max. Rated Avg. Power + Max. Tolerance (dBm)	Average power (dBm)
5.15-5.25 GHz	802.11a	36	5180	6Mbps	19.50	19.42
		40	5200		20.00	19.87
		44	5220		21.00	20.92
		48	5240		21.00	20.85
	802.11n20-HT0	36	5180	MCS0	19.00	18.87
		40	5200		19.50	19.43
		44	5220		21.00	20.88
		48	5240		21.00	20.92
	802.11ac20-VHT0	36	5180	MCS0	19.00	18.90
		40	5200		20.00	19.89
		44	5220		21.00	20.90
		48	5240		21.00	20.86
	802.11ax20-HE0	36	5180	MCS0	19.00	18.90
		40	5200		20.00	19.91
		44	5220		21.00	20.88
		48	5240		21.00	20.89
	802.11n40-HT0	38	5190	MCS0	18.50	18.47
		46	5230		21.00	20.98
	802.11ac40-VHT0	38	5190	MCS0	19.00	18.89
		46	5230		21.00	20.94
	802.11ax40-HE0	38	5190	MCS0	19.00	18.92
		46	5230		21.00	20.87
	802.11ac80-VHT0	42	5210	MCS0	18.50	18.41
	802.11ax80-HE0	42	5210	MCS0	15.00	14.88
	802.11ac160-VHT0	50	5250	MCS0	15.50	15.42
	802.11ax160-HE0	50	5250	MCS0	15.00	14.89

Unless otherwise stated the results shown in this test report refer only to the sample(s) tested and such sample(s) are retained for 90 days only.

除非另有說明，此報告結果僅對測試之樣品負責，同時此樣品僅保留90天。本報告未經本公司書面許可，不可部份複製。

This document is issued by the Company subject to its General Conditions of Service printed overleaf, available on request or accessible at <http://www.sgs.com.tw/Terms-and-Conditions> and for electronic format documents, subject to Terms and Conditions for Electronic Documents at <http://www.sgs.com.tw/Terms-and-Conditions>. Attention is drawn to the limitation of liability, indemnification and jurisdiction issues defined therein. Any holder of this document is advised that information contained hereon reflects the Company's findings at the time of its intervention only and within the limits of Client's instructions, if any. The Company's sole responsibility is to its Client and this document does not exonerate parties to a transaction from exercising all their rights and obligations under the transaction documents. This document cannot be reproduced except in full, without prior written approval of the Company. Any unauthorized alteration, forgery or falsification of the content or appearance of this document is unlawful and offenders may be prosecuted to the fullest extent of the law.

SGS Taiwan Ltd.

No.134,Wu Kung Road, New Taipei Industrial Park, Wuku District, New Taipei City, Taiwan/新北市五股區新北產業園區五工路 134 號

台灣檢驗科技股份有限公司

t (886-2) 2299-3279

f (886-2) 2298-0488

www.sgs.com.tw

Member of SGS Group

Aux(chainA)						
Band	Mode	Channel	Frequency (MHz)	Data Rate	Max. Rated Avg. Power + Max. Tolerance (dBm)	Average power (dBm)
5.25-5.35 GHz	802.11a	52	5260	6Mbps	21.00	20.97
		56	5280		21.00	20.96
		60	5300		21.00	20.92
		64	5320		18.50	18.40
	802.11n20-HT0	52	5260	MCS0	21.00	20.93
		56	5280		21.00	20.92
		60	5300		21.00	20.94
		64	5320		18.50	18.36
	802.11ac20-VHT0	52	5260	MCS0	21.00	20.90
		56	5280		21.00	20.85
		60	5300		21.00	20.92
		64	5320		18.50	18.39
	802.11ax20-HE0	52	5260	MCS0	21.00	20.85
		56	5280		21.00	20.90
		60	5300		21.00	20.87
		64	5320		18.50	18.43
	802.11n40-HT0	54	5270	MCS0	20.50	20.43
		62	5310		17.50	17.41
	802.11ac40-VHT0	54	5270	MCS0	20.50	20.38
		62	5310		17.50	17.39
	802.11ax40-HE0	54	5270	MCS0	20.50	20.40
		62	5310		17.50	17.40
	802.11ac80-VHT0	58	5290	MCS0	18.00	17.91
	802.11ax80-HE0	58	5290	MCS0	18.00	17.89

Unless otherwise stated the results shown in this test report refer only to the sample(s) tested and such sample(s) are retained for 90 days only.
除非另有說明，此報告結果僅對測試之樣品負責，同時此樣品僅保留90天。本報告未經本公司書面許可，不可部份複製。

This document is issued by the Company subject to its General Conditions of Service printed overleaf, available on request or accessible at <http://www.sgs.com.tw/Terms-and-Conditions> and for electronic format documents, subject to Terms and Conditions for Electronic Documents at <http://www.sgs.com.tw/Terms-and-Conditions>. Attention is drawn to the limitation of liability, indemnification and jurisdiction issues defined therein. Any holder of this document is advised that information contained hereon reflects the Company's findings at the time of its intervention only and within the limits of Client's instructions, if any. The Company's sole responsibility is to its Client and this document does not exonerate parties to a transaction from exercising all their rights and obligations under the transaction documents. This document cannot be reproduced except in full, without prior written approval of the Company. Any unauthorized alteration, forgery or falsification of the content or appearance of this document is unlawful and offenders may be prosecuted to the fullest extent of the law.

Aux(chainA)						
Band	Mode	Channel	Frequency (MHz)	Data Rate	Max. Rated Avg. Power + Max. Tolerance (dBm)	Average power (dBm)
5600 MHz	802.11a	100	5500	6Mbps	19.50	19.43
		120	5600		21.00	20.91
		140	5700		21.00	20.93
		144	5720		21.00	20.91
	802.11n20-HT0	100	5500	MCS0	19.00	18.90
		120	5600		21.00	20.86
		140	5700		21.00	20.88
		144	5720		21.00	20.87
	802.11ac20-VHT0	100	5500	MCS0	19.00	18.86
		120	5600		21.00	20.87
		140	5700		21.00	20.89
		144	5720		21.00	20.91
	802.11ax20-HE0	100	5500	MCS0	19.00	18.91
		120	5600		21.00	20.90
		140	5700		21.00	20.85
		144	5720		21.00	20.86
	802.11n40-HT0	102	5510	MCS0	18.50	18.40
		118	5590		21.00	20.87
		134	5670		19.50	19.43
		142	5710		21.00	20.85
	802.11ac40-VHT0	102	5510	MCS0	18.50	18.36
		118	5590		21.00	20.89
		134	5670		19.00	18.86
		142	5710		21.00	20.90
	802.11ax40-HE0	102	5510	MCS0	18.50	18.36
		118	5590		21.00	20.93
		134	5670		19.00	18.88
		142	5710		21.00	20.89
	802.11ac80-VHT0	106	5530	MCS0	19.00	18.99
		122	5610		20.00	19.95
		138	5690		21.00	20.96
	802.11ax80-HE0	106	5530	MCS0	19.00	18.91
		122	5610		19.50	19.38
		138	5690		21.00	20.87
	802.11ac160-VHT0	114	5570	MCS0	14.50	14.37
	802.11ax160-HE0	114	5570	MCS0	14.50	14.35

Unless otherwise stated the results shown in this test report refer only to the sample(s) tested and such sample(s) are retained for 90 days only.
除非另有說明，此報告結果僅對測試之樣品負責，同時此樣品僅保留90天。本報告未經本公司書面許可，不可部份複製。

This document is issued by the Company subject to its General Conditions of Service printed overleaf, available on request or accessible at <http://www.sgs.com.tw/Terms-and-Conditions> and for electronic format documents, subject to Terms and Conditions for Electronic Documents at <http://www.sgs.com.tw/Terms-and-Conditions>. Attention is drawn to the limitation of liability, indemnification and jurisdiction issues defined therein. Any holder of this document is advised that information contained hereon reflects the Company's findings at the time of its intervention only and within the limits of Client's instructions, if any. The Company's sole responsibility is to its Client and this document does not exonerate parties to a transaction from exercising all their rights and obligations under the transaction documents. This document cannot be reproduced except in full, without prior written approval of the Company. Any unauthorized alteration, forgery or falsification of the content or appearance of this document is unlawful and offenders may be prosecuted to the fullest extent of the law.

Aux(chainA)						
Mode	Mode	Channel	Frequency (MHz)	Data Rate	Max. Rated Avg. Power + Max. Tolerance (dBm)	Average power (dBm)
5800 MHz	802.11a	149	5745	6Mbps	21.00	20.88
		157	5785		21.00	20.89
		165	5825		21.00	20.89
	802.11n20-HT0	149	5745	MCS0	21.00	20.85
		157	5785		21.00	20.93
		165	5825		21.00	20.92
	802.11ac20-VHT0	149	5745	MCS0	21.00	20.89
		157	5785		21.00	20.88
		165	5825		21.00	20.94
	802.11ax20-HE0	149	5745	MCS0	21.00	20.92
		157	5785		21.00	20.92
		165	5825		21.00	20.86
	802.11n40-HT0	151	5755	MCS0	21.00	20.90
		159	5795		21.00	20.98
	802.11ac40-VHT0	151	5755	MCS0	20.50	20.41
		159	5795		21.00	20.87
	802.11ax40-HE0	151	5755	MCS0	20.50	20.42
		159	5795		21.00	20.89
	802.11ac80-VHT0	155	5775	MCS0	18.50	18.37
	802.11ax80-HE0	155	5775	MCS0	18.50	18.42

Unless otherwise stated the results shown in this test report refer only to the sample(s) tested and such sample(s) are retained for 90 days only.
除非另有說明，此報告結果僅對測試之樣品負責，同時此樣品僅保留90天。本報告未經本公司書面許可，不可部份複製。

This document is issued by the Company subject to its General Conditions of Service printed overleaf, available on request or accessible at <http://www.sgs.com.tw/Terms-and-Conditions> and for electronic format documents, subject to Terms and Conditions for Electronic Documents at <http://www.sgs.com.tw/Terms-and-Conditions>. Attention is drawn to the limitation of liability, indemnification and jurisdiction issues defined therein. Any holder of this document is advised that information contained hereon reflects the Company's findings at the time of its intervention only and within the limits of Client's instructions, if any. The Company's sole responsibility is to its Client and this document does not exonerate parties to a transaction from exercising all their rights and obligations under the transaction documents. This document cannot be reproduced except in full, without prior written approval of the Company. Any unauthorized alteration, forgery or falsification of the content or appearance of this document is unlawful and offenders may be prosecuted to the fullest extent of the law.

Bluetooth conducted power table:

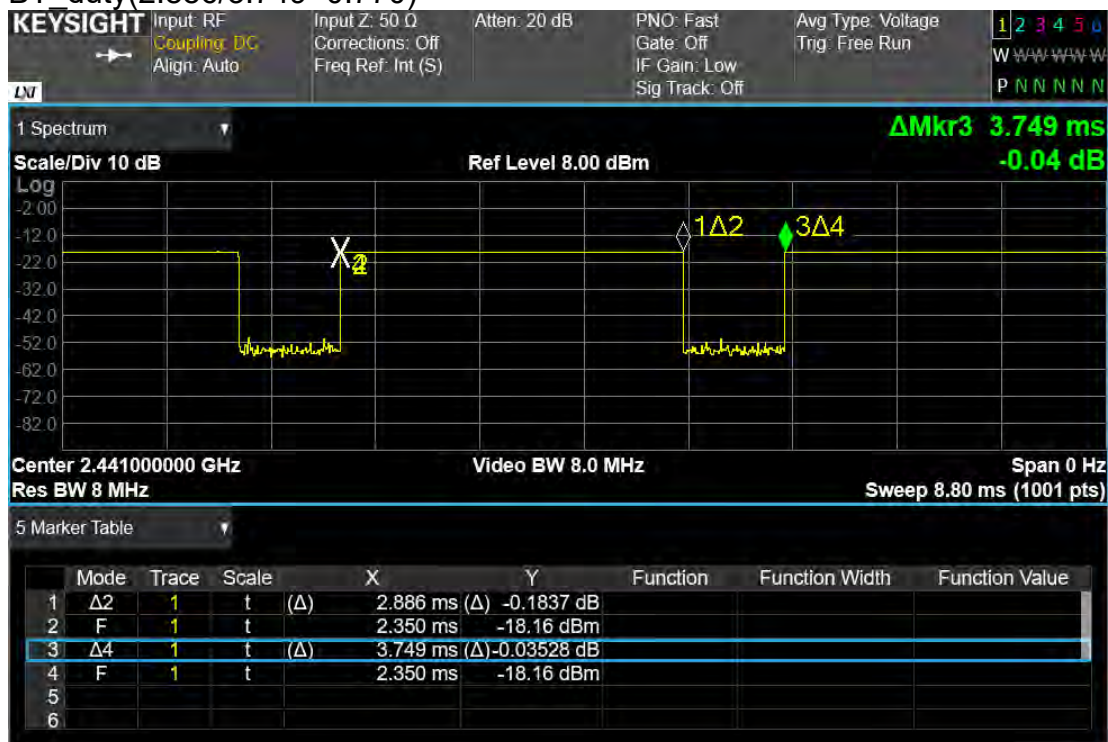
Mode	Channel	Frequency (MHz)	1Mbps		2Mbps		3Mbps	
			Max. Rated Avg. Power + Max. Tolerance (dBm)	Average power (dBm)	Max. Rated Avg. Power + Max. Tolerance (dBm)	Average power (dBm)	Max. Rated Avg. Power + Max. Tolerance (dBm)	Average power (dBm)
BR/EDR	CH 00	2402	10.50	8.51	10.00	6.78	10.00	6.79
	CH 39	2441		8.69		7.13		7.16
	CH 78	2480		8.86		7.35		7.34

Mode	Channel	Frequency (MHz)	GFSK	
			Max. Rated Avg. Power + Max. Tolerance (dBm)	Average Output Power (dBm)
LE	CH 00	2402	9	7.39
	CH 19	2440		7.78
	CH 39	2480		7.87

Unless otherwise stated the results shown in this test report refer only to the sample(s) tested and such sample(s) are retained for 90 days only.
除非另有說明，此報告結果僅對測試之樣品負責，同時此樣品僅保留90天。本報告未經本公司書面許可，不可部份複製。

This document is issued by the Company subject to its General Conditions of Service printed overleaf, available on request or accessible at <http://www.sgs.com.tw/Terms-and-Conditions> and for electronic format documents, subject to Terms and Conditions for Electronic Documents at <http://www.sgs.com.tw/Terms-and-Conditions>. Attention is drawn to the limitation of liability, indemnification and jurisdiction issues defined therein. Any holder of this document is advised that information contained hereon reflects the Company's findings at the time of its intervention only and within the limits of Client's instructions, if any. The Company's sole responsibility is to its Client and this document does not exonerate parties to a transaction from exercising all their rights and obligations under the transaction documents. This document cannot be reproduced except in full, without prior written approval of the Company. Any unauthorized alteration, forgery or falsification of the content or appearance of this document is unlawful and offenders may be prosecuted to the fullest extent of the law.

BT_duty(2.886/3.749=0.770)



Unless otherwise stated the results shown in this test report refer only to the sample(s) tested and such sample(s) are retained for 90 days only.
除非另有說明，此報告結果僅對測試之樣品負責，同時此樣品僅保留90天。本報告未經本公司書面許可，不可部份複製。

This document is issued by the Company subject to its General Conditions of Service printed overleaf, available on request or accessible at <http://www.sgs.com.tw/Terms-and-Conditions> and for electronic format documents, subject to Terms and Conditions for Electronic Documents at <http://www.sgs.com.tw/Terms-and-Conditions>. Attention is drawn to the limitation of liability, indemnification and jurisdiction issues defined therein. Any holder of this document is advised that information contained hereon reflects the Company's findings at the time of its intervention only and within the limits of Client's instructions, if any. The Company's sole responsibility is to its Client and this document does not exonerate parties to a transaction from exercising all their rights and obligations under the transaction documents. This document cannot be reproduced except in full, without prior written approval of the Company. Any unauthorized alteration, forgery or falsification of the content or appearance of this document is unlawful and offenders may be prosecuted to the fullest extent of the law.

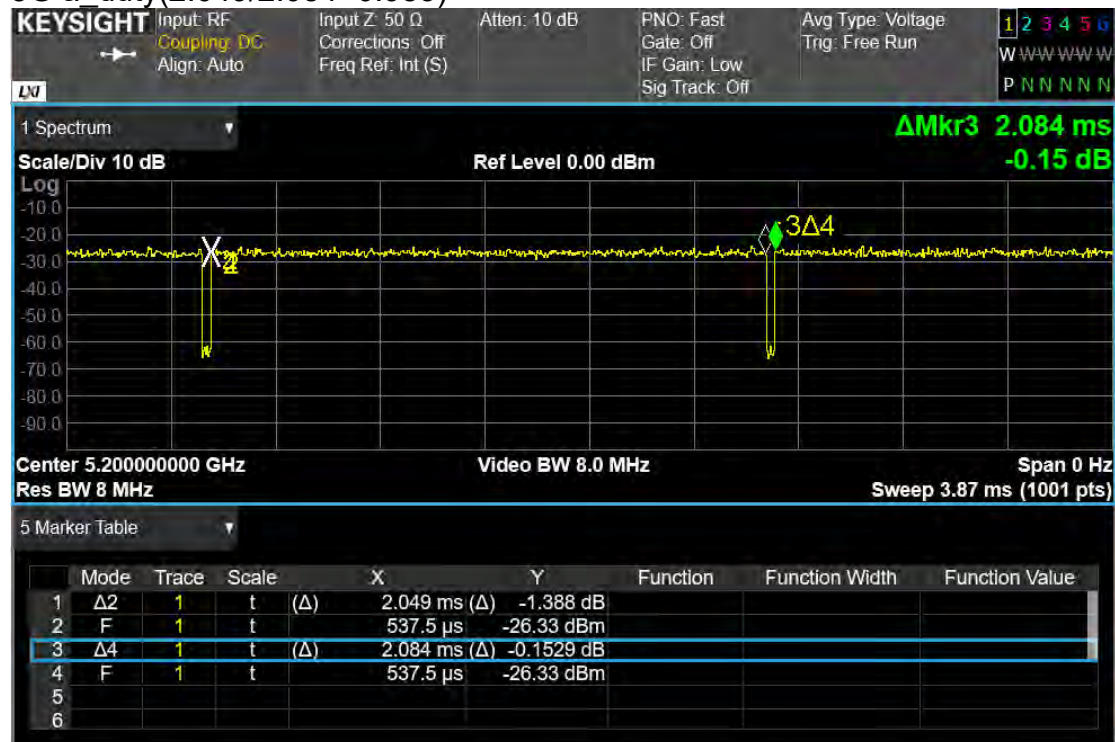
2.4G b_duty (12.32/12.45=0.990)



Unless otherwise stated the results shown in this test report refer only to the sample(s) tested and such sample(s) are retained for 90 days only.
除非另有說明，此報告結果僅對測試之樣品負責，同時此樣品僅保留90天。本報告未經本公司書面許可，不可部份複製。

This document is issued by the Company subject to its General Conditions of Service printed overleaf, available on request or accessible at <http://www.sgs.com.tw/Terms-and-Conditions> and for electronic format documents, subject to Terms and Conditions for Electronic Documents at <http://www.sgs.com.tw/Terms-and-Conditions>. Attention is drawn to the limitation of liability, indemnification and jurisdiction issues defined therein. Any holder of this document is advised that information contained hereon reflects the Company's findings at the time of its intervention only and within the limits of Client's instructions, if any. The Company's sole responsibility is to its Client and this document does not exonerate parties to a transaction from exercising all their rights and obligations under the transaction documents. This document cannot be reproduced except in full, without prior written approval of the Company. Any unauthorized alteration, forgery or falsification of the content or appearance of this document is unlawful and offenders may be prosecuted to the fullest extent of the law.

5G a duty(2.049/2.084=0.983)



Unless otherwise stated the results shown in this test report refer only to the sample(s) tested and such sample(s) are retained for 90 days only.
除非另有說明，此報告結果僅對測試之樣品負責，同時此樣品僅保留90天。本報告未經本公司書面許可，不可部份複製。

This document is issued by the Company subject to its General Conditions of Service printed overleaf, available on request or accessible at <http://www.sgs.com.tw/Terms-and-Conditions> and for electronic format documents, subject to Terms and Conditions for Electronic Documents at <http://www.sgs.com.tw/Terms-and-Conditions>. Attention is drawn to the limitation of liability, indemnification and jurisdiction issues defined therein. Any holder of this document is advised that information contained hereon reflects the Company's findings at the time of its intervention only and within the limits of Client's instructions, if any. The Company's sole responsibility is to its Client and this document does not exonerate parties to a transaction from exercising all their rights and obligations under the transaction documents. This document cannot be reproduced except in full, without prior written approval of the Company. Any unauthorized alteration, forgery or falsification of the content or appearance of this document is unlawful and offenders may be prosecuted to the fullest extent of the law.

SGS Taiwan Ltd.

No.134,Wu Kung Road, New Taipei Industrial Park, Wuku District, New Taipei City, Taiwan/新北市五股區新北產業園區五工路 134 號

台灣檢驗科技股份有限公司

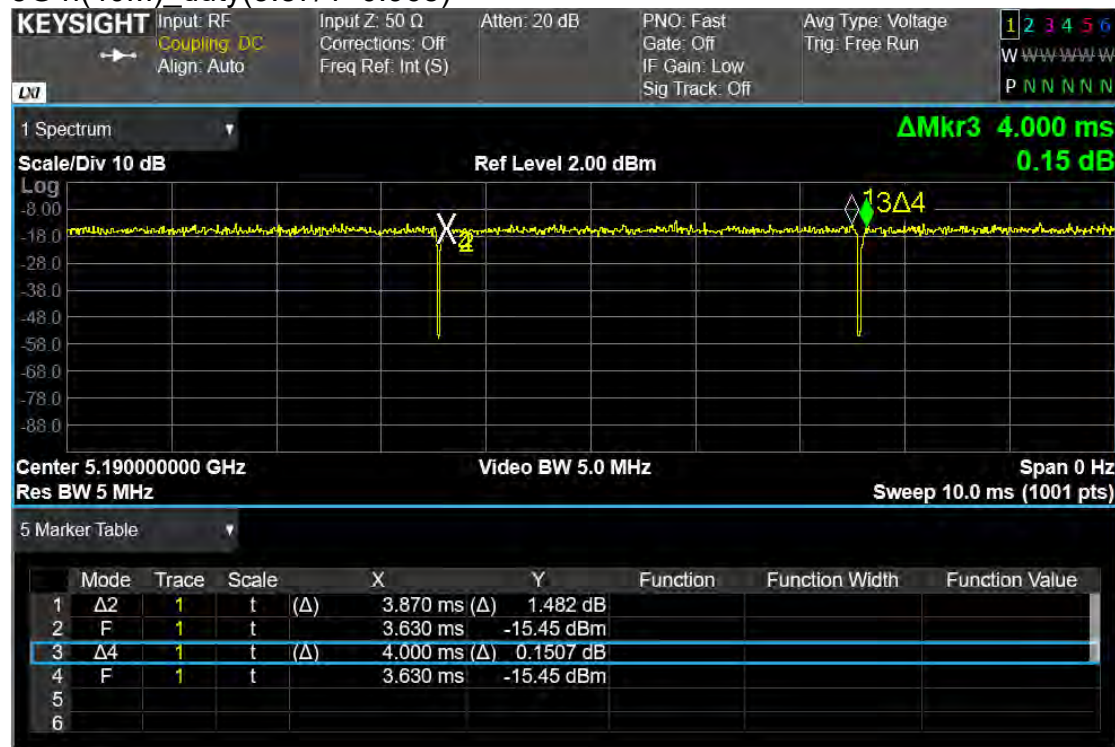
t (886-2) 2299-3279

f (886-2) 2298-0488

www.sgs.com.tw

Member of SGS Group

5G n(40M) duty(3.87/4=0.968)



Unless otherwise stated the results shown in this test report refer only to the sample(s) tested and such sample(s) are retained for 90 days only.
除非另有說明，此報告結果僅對測試之樣品負責，同時此樣品僅保留90天。本報告未經本公司書面許可，不可部份複製。

This document is issued by the Company subject to its General Conditions of Service printed overleaf, available on request or accessible at <http://www.sgs.com.tw/Terms-and-Conditions> and for electronic format documents, subject to Terms and Conditions for Electronic Documents at <http://www.sgs.com.tw/Terms-and-Conditions>. Attention is drawn to the limitation of liability, indemnification and jurisdiction issues defined therein. Any holder of this document is advised that information contained hereon reflects the Company's findings at the time of its intervention only and within the limits of Client's instructions, if any. The Company's sole responsibility is to its Client and this document does not exonerate parties to a transaction from exercising all their rights and obligations under the transaction documents. This document cannot be reproduced except in full, without prior written approval of the Company. Any unauthorized alteration, forgery or falsification of the content or appearance of this document is unlawful and offenders may be prosecuted to the fullest extent of the law.

SGS Taiwan Ltd.

No.134,Wu Kung Road, New Taipei Industrial Park, Wuku District, New Taipei City, Taiwan/新北市五股區新北產業園區五工路 134 號

台灣檢驗科技股份有限公司

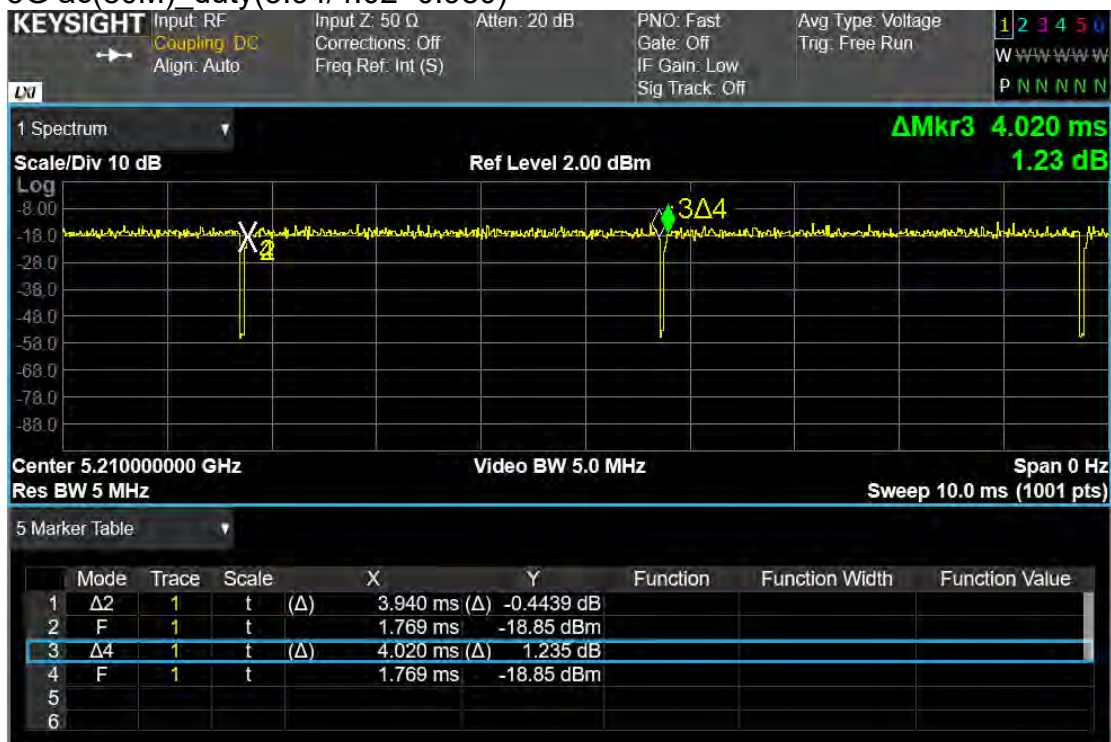
t (886-2) 2299-3279

f (886-2) 2298-0488

www.sgs.com.tw

Member of SGS Group

5G ac(80M) duty(3.94/4.02=0.980)



Unless otherwise stated the results shown in this test report refer only to the sample(s) tested and such sample(s) are retained for 90 days only.
除非另有說明，此報告結果僅對測試之樣品負責，同時此樣品僅保留90天。本報告未經本公司書面許可，不可部份複製。

This document is issued by the Company subject to its General Conditions of Service printed overleaf, available on request or accessible at <http://www.sgs.com.tw/Terms-and-Conditions> and for electronic format documents, subject to Terms and Conditions for Electronic Documents at <http://www.sgs.com.tw/Terms-and-Conditions>. Attention is drawn to the limitation of liability, indemnification and jurisdiction issues defined therein. Any holder of this document is advised that information contained hereon reflects the Company's findings at the time of its intervention only and within the limits of Client's instructions, if any. The Company's sole responsibility is to its Client and this document does not exonerate parties to a transaction from exercising all their rights and obligations under the transaction documents. This document cannot be reproduced except in full, without prior written approval of the Company. Any unauthorized alteration, forgery or falsification of the content or appearance of this document is unlawful and offenders may be prosecuted to the fullest extent of the law.

SGS Taiwan Ltd.

No.134,Wu Kung Road, New Taipei Industrial Park, Wuku District, New Taipei City, Taiwan/新北市五股區新北產業園區五工路 134 號

台灣檢驗科技股份有限公司

t (886-2) 2299-3279

f (886-2) 2298-0488

www.sgs.com.tw

Member of SGS Group

5G ac(160M)_duty(7.9/8.025=0.984)



Unless otherwise stated the results shown in this test report refer only to the sample(s) tested and such sample(s) are retained for 90 days only.
除非另有說明，此報告結果僅對測試之樣品負責，同時此樣品僅保留90天。本報告未經本公司書面許可，不可部份複製。

This document is issued by the Company subject to its General Conditions of Service printed overleaf, available on request or accessible at <http://www.sgs.com.tw/Terms-and-Conditions> and for electronic format documents, subject to Terms and Conditions for Electronic Documents at <http://www.sgs.com.tw/Terms-and-Conditions>. Attention is drawn to the limitation of liability, indemnification and jurisdiction issues defined therein. Any holder of this document is advised that information contained hereon reflects the Company's findings at the time of its intervention only and within the limits of Client's instructions, if any. The Company's sole responsibility is to its Client and this document does not exonerate parties to a transaction from exercising all their rights and obligations under the transaction documents. This document cannot be reproduced except in full, without prior written approval of the Company. Any unauthorized alteration, forgery or falsification of the content or appearance of this document is unlawful and offenders may be prosecuted to the fullest extent of the law.

SGS Taiwan Ltd.

No.134,Wu Kung Road, New Taipei Industrial Park, Wuku District, New Taipei City, Taiwan/新北市五股區新北產業園區五工路 134 號

台灣檢驗科技股份有限公司

t (886-2) 2299-3279

f (886-2) 2298-0488

www.sgs.com.tw

Member of SGS Group

1.4 Test Environment

Ambient Temperature: $22\pm 2^{\circ}\text{C}$

Tissue Simulating Liquid: $22\pm 2^{\circ}\text{C}$

1.5 Operation Description

Use chipset specific software to control the EUT, and makes it transmit in maximum power. Measurements are performed respectively on the lowest, middle and highest channels of the operating band(s). The EUT is set to maximum power level during all tests, and at the beginning of each test the battery is fully charged.

The device is a convertible laptop computer with RF feature. The device will adjust the maximum output power for different user scenario and EUT was tested as below based on KDB inquiry.

Tablet mode

SAR is measured with back/edges _0mm (Reduced power)

Laptop mode

Bottom side of keyboard touch against the flat phantom. (Full power)

Note:

802.11b DSSS SAR Test Requirements:

1. SAR is measured for 2.4 GHz 802.11b DSSS mode using the highest measured maximum output power channel, when the reported SAR of the highest measured maximum output power channel for the exposure configuration is $\leq 0.8\text{ W/kg}$, no further SAR testing is required for 802.11b DSSS in that exposure configuration.
2. When the reported SAR is $> 0.8\text{ W/kg}$, SAR is required for that exposure configuration using the next highest measured output power channel. When any reported SAR is $> 1.2\text{ W/kg}$, SAR is required for the third channel; i.e., all channels require testing.

Unless otherwise stated the results shown in this test report refer only to the sample(s) tested and such sample(s) are retained for 90 days only.
除非另有說明，此報告結果僅對測試之樣品負責，同時此樣品僅保留90天。本報告未經本公司書面許可，不可部份複製。

This document is issued by the Company subject to its General Conditions of Service printed overleaf, available on request or accessible at <http://www.sgs.com.tw/Terms-and-Conditions> and for electronic format documents, subject to Terms and Conditions for Electronic Documents at <http://www.sgs.com.tw/Terms-and-Conditions>. Attention is drawn to the limitation of liability, indemnification and jurisdiction issues defined therein. Any holder of this document is advised that information contained hereon reflects the Company's findings at the time of its intervention only and within the limits of Client's instructions, if any. The Company's sole responsibility is to its Client and this document does not exonerate parties to a transaction from exercising all their rights and obligations under the transaction documents. This document cannot be reproduced except in full, without prior written approval of the Company. Any unauthorized alteration, forgery or falsification of the content or appearance of this document is unlawful and offenders may be prosecuted to the fullest extent of the law.

SGS Taiwan Ltd.

No.134,Wu Kung Road, New Taipei Industrial Park, Wuku District, New Taipei City, Taiwan/新北市五股區新北產業園區五工路 134 號

台灣檢驗科技股份有限公司

t (886-2) 2299-3279

f (886-2) 2298-0488

www.sgs.com.tw

Member of SGS Group

802.11g/n OFDM SAR Test Exclusion Requirements:

3. SAR is not required for 802.11g/n since the highest reported SAR for DSSS is adjusted by the ratio of OFDM to DSSS specified maximum output power and the adjusted SAR is ≤ 1.2 W/kg.

Initial Test Configuration:

4. An initial test configuration is determined for OFDM transmission modes according to the channel bandwidth, modulation and data rate combination(s) with the highest maximum output power specified for production units in each standalone and aggregated frequency band.
5. SAR is measured using the highest measured maximum output power channel. When the reported SAR of the initial test configuration is > 0.8 W/kg, SAR measurement is required for the subsequent next highest measured output power channel(s) in the initial test configuration until the reported SAR is ≤ 1.2 W/kg or all required channels are tested.
6. Since the highest reported SAR for the initial test configuration is adjusted by the ratio of the subsequent test configuration to initial test configuration specified maximum output power and the adjusted SAR is ≤ 1.2 W/kg, SAR is not required for subsequent test configuration.
7. BT and WLAN Aux use the same antenna path, but they can't transmit at the same time.
8. According to KDB447498 D01, testing of other required channels is not required when the reported 1-g SAR for the highest output channel is ≤ 0.8 W/kg, when the transmission band is ≤ 100 MHz.
9. According to KDB865664 D01, SAR measurement variability must be assessed for each frequency band. When the original highest measured SAR is ≥ 0.8 W/kg, repeated that measurement once. Perform a second repeated measurement only if the ratio of largest to smallest SAR for the original and first repeated measurements is > 1.20 or when the original or repeated measurement is ≥ 1.45 W/kg (~10% from the 1-g SAR limit)

Unless otherwise stated the results shown in this test report refer only to the sample(s) tested and such sample(s) are retained for 90 days only.
除非另有說明，此報告結果僅對測試之樣品負責，同時此樣品僅保留90天。本報告未經本公司書面許可，不可部份複製。

This document is issued by the Company subject to its General Conditions of Service printed overleaf, available on request or accessible at <http://www.sgs.com.tw/Terms-and-Conditions> and for electronic format documents, subject to Terms and Conditions for Electronic Documents at <http://www.sgs.com.tw/Terms-and-Conditions>. Attention is drawn to the limitation of liability, indemnification and jurisdiction issues defined therein. Any holder of this document is advised that information contained hereon reflects the Company's findings at the time of its intervention only and within the limits of Client's instructions, if any. The Company's sole responsibility is to its Client and this document does not exonerate parties to a transaction from exercising all their rights and obligations under the transaction documents. This document cannot be reproduced except in full, without prior written approval of the Company. Any unauthorized alteration, forgery or falsification of the content or appearance of this document is unlawful and offenders may be prosecuted to the fullest extent of the law.

SGS Taiwan Ltd.

No.134,Wu Kung Road, New Taipei Industrial Park, Wuku District, New Taipei City, Taiwan/新北市五股區新北產業園區五工路 134 號

台灣檢驗科技股份有限公司

t (886-2) 2299-3279

f (886-2) 2298-0488

www.sgs.com.tw

Member of SGS Group

1.6 Operating modes validation by power measurement

The device is a convertible laptop computer with predefined single fixed power to each device modes.

For the operating modes validation, the measured conducted output power is monitored qualitatively to identify the triggering characteristics and recorded quantitatively.

DUT operating mode	Lid Angle Range	WLAN TX
Lid Close	$0^{\circ} \leq \text{Lid angle} < 45^{\circ}$ (Lid Hall Sensor Trigger)	No TX Transmission
Notebook	$45^{\circ} \leq \text{Lid angle} < 200^{\circ}$ (Lid Hall Sensor Release)	Full Power Level
Tablet mode	$200^{\circ} \leq \text{Lid angle} \leq 360^{\circ}$	Reduced Power Level

1.6.1 Results and conclusion

The measured output power versus lid angle is tabulated in the following table based on the guidance from 2019-11 TCB workshop, and the triggering verification complies with the device mode / power level declared by the manufacturer.

Unless otherwise stated the results shown in this test report refer only to the sample(s) tested and such sample(s) are retained for 90 days only.
除非另有說明，此報告結果僅對測試之樣品負責，同時此樣品僅保留90天。本報告未經本公司書面許可，不可部份複製。

This document is issued by the Company subject to its General Conditions of Service printed overleaf, available on request or accessible at <http://www.sgs.com.tw/Terms-and-Conditions> and for electronic format documents, subject to Terms and Conditions for Electronic Documents at <http://www.sgs.com.tw/Terms-and-Conditions>. Attention is drawn to the limitation of liability, indemnification and jurisdiction issues defined therein. Any holder of this document is advised that information contained hereon reflects the Company's findings at the time of its intervention only and within the limits of Client's instructions, if any. The Company's sole responsibility is to its Client and this document does not exonerate parties to a transaction from exercising all their rights and obligations under the transaction documents. This document cannot be reproduced except in full, without prior written approval of the Company. Any unauthorized alteration, forgery or falsification of the content or appearance of this document is unlawful and offenders may be prosecuted to the fullest extent of the law.

Operating mode validation by power measurement

Antenna	Operation mode	Lid angle	802.11b	802.11n(40M) 5.2G	802.11ac(80M) 5.2G	802.11ac(160M) 5.2G	802.11a 5.3G	802.11n(40M) 5.3G	802.11ac(80M) 5.3G	802.11ac(160M) 5.3G	802.11ac(160M) 5.8G	802.11ac(160M) 5.8G	802.11ac(160M) 5.8G
Laptop	Lid close	0°	n/a	n/a	n/a	n/a	n/a	n/a	n/a	n/a	n/a	n/a	n/a
		10°	n/a	n/a	n/a	n/a	n/a	n/a	n/a	n/a	n/a	n/a	n/a
		20°	n/a	n/a	n/a	n/a	n/a	n/a	n/a	n/a	n/a	n/a	n/a
		30°	n/a	n/a	n/a	n/a	n/a	n/a	n/a	n/a	n/a	n/a	n/a
		40°	n/a	n/a	n/a	n/a	n/a	n/a	n/a	n/a	n/a	n/a	n/a
		50°	20.38	20.85	18.43	14.80	21.00	20.98	18.47	20.81	14.33	20.87	18.84
		60°	20.46	20.82	18.34	15.00	20.94	20.90	18.45	20.81	14.46	20.83	19.00
		40°	n/a	n/a	n/a	n/a	n/a	n/a	n/a	n/a	n/a	n/a	n/a
	Lid close	41°	n/a	n/a	n/a	n/a	n/a	n/a	n/a	n/a	n/a	n/a	n/a
		42°	n/a	n/a	n/a	n/a	n/a	n/a	n/a	n/a	n/a	n/a	n/a
		43°	n/a	n/a	n/a	n/a	n/a	n/a	n/a	n/a	n/a	n/a	n/a
		44°	n/a	n/a	n/a	n/a	n/a	n/a	n/a	n/a	n/a	n/a	n/a
		45°	20.48	20.81	18.49	14.85	20.82	20.87	18.50	20.82	14.36	20.81	18.87
		46°	20.45	20.89	18.49	14.84	20.88	20.84	18.47	20.87	14.31	20.96	18.91
		47°	20.50	20.91	18.39	14.96	20.91	20.82	18.49	20.94	14.40	20.84	18.97
		48°	20.47	20.83	18.34	14.81	20.93	20.83	18.49	20.86	14.44	21.00	18.93
Laptop	Lid close	49°	20.44	20.88	18.39	14.89	20.85	20.92	18.40	21.00	14.48	20.89	18.94
		50°	20.39	20.91	18.39	14.97	20.86	20.94	18.40	20.83	14.48	20.84	18.84
		60°	20.45	20.98	18.40	14.95	20.96	20.95	18.41	20.84	14.37	20.97	18.82
		70°	20.41	20.92	18.37	14.81	20.95	20.90	18.44	20.83	14.32	20.98	18.84
		80°	20.43	20.86	18.50	14.95	20.87	20.99	18.31	20.90	14.33	20.93	18.84
		90°	20.34	20.89	18.40	14.88	20.93	20.81	18.32	20.93	14.32	20.94	18.97
		100°	20.34	20.91	18.34	14.95	20.87	20.81	18.41	20.98	14.49	20.95	18.89
		110°	20.40	20.81	18.36	14.85	20.96	20.89	18.40	20.85	14.40	20.81	18.96
	Lid close	120°	20.43	21.00	18.48	14.84	20.96	20.82	18.50	20.86	14.33	20.90	18.81
		130°	20.44	20.99	18.50	14.96	21.00	20.94	18.42	20.93	14.44	20.93	18.99
		140°	20.43	20.94	18.40	14.82	20.92	20.82	18.42	20.93	14.32	20.90	18.87
		150°	20.47	20.98	18.33	14.93	20.91	20.88	18.42	20.97	14.42	20.99	18.88
		160°	20.44	20.86	18.44	14.89	20.82	20.86	18.41	21.00	14.34	20.90	18.86
		170°	20.39	20.91	18.46	14.89	20.86	20.98	18.38	20.93	14.32	20.89	18.90
		180°	20.43	20.98	18.31	14.87	20.90	20.96	18.43	21.00	14.49	20.99	18.88
		190°	20.31	20.93	18.34	14.96	20.97	20.95	18.48	20.99	14.39	20.98	18.89
Tablet	Lid close	200°	14.45	11.45	11.38	11.41	10.37	10.37	10.48	10.37	9.87	9.86	9.87
		195°	20.46	20.97	18.48	14.87	20.82	20.86	18.37	20.92	14.46	20.84	18.97
		196°	20.43	20.90	18.33	14.84	20.95	20.85	18.33	20.96	14.42	20.86	18.91
		193°	20.35	20.85	18.31	14.96	20.91	20.91	18.36	20.98	14.39	20.98	18.96
		198°	20.33	20.84	18.39	14.93	20.85	20.90	18.39	20.82	14.43	21.00	18.85
		199°	20.44	20.99	18.37	14.94	20.86	20.94	18.32	20.94	14.43	20.92	18.90
		200°	14.37	11.47	11.32	11.31	10.47	10.47	10.50	10.48	9.82	9.82	9.82
		201°	14.38	11.38	11.35	11.42	10.37	10.47	10.34	10.32	9.83	9.83	9.82
	Lid close	202°	14.38	11.41	11.33	11.44	10.37	10.31	10.43	10.44	10.32	9.91	10.00
		203°	14.38	11.38	11.31	11.34	10.48	10.48	10.48	10.36	10.35	9.94	9.94
		204°	14.46	11.35	11.47	11.35	10.49	10.49	10.44	10.39	10.34	9.85	9.85
		205°	14.48	11.43	11.49	11.31	10.32	10.47	10.44	10.39	10.43	9.93	9.95
		215°	14.48	11.38	11.44	11.43	10.43	10.50	10.34	10.38	10.33	9.91	9.81
		225°	14.31	11.31	11.34	11.49	10.49	10.49	10.40	10.42	10.34	9.95	9.97
		235°	14.48	11.32	11.33	11.43	10.34	10.35	10.49	10.49	10.41	9.92	9.92
		245°	14.31	11.34	11.33	11.45	10.32	10.39	10.45	10.34	10.43	9.81	10.00
Main	Lid close	250°	14.37	11.47	11.31	11.47	10.47	10.47	10.48	10.41	10.48	9.97	9.97
		260°	14.38	11.42	11.49	11.48	10.39	10.33	10.47	10.47	10.32	9.91	9.84
		278°	14.35	11.34	11.41	11.37	10.33	10.39	10.42	10.33	10.50	10.00	9.92
		288°	14.38	11.43	11.50	11.43	10.50	10.40	10.40	10.46	10.46	9.85	9.85
		290°	14.48	11.41	11.43	11.33	10.44	10.49	10.33	10.39	10.49	9.91	9.92
		305°	14.31	11.39	11.35	11.42	10.40	10.37	10.43	10.33	10.44	9.83	9.95
		315°	14.37	11.48	11.34	11.34	10.39	10.49	10.41	10.34	10.43	9.82	9.86
		325°	14.33	11.42	11.31	11.46	10.47	10.46	10.35	10.36	10.46	9.81	9.82
	Lid close	335°	14.41	11.35	11.36	11.46	10.49	10.38	10.37	10.36	10.37	9.86	9.96
		345°	14.45	11.44	11.34	11.32	10.45	10.47	10.42	10.39	10.31	9.82	9.81
		350°	14.42	11.44	11.47	11.34	10.41	10.39	10.46	10.33	10.47	9.91	9.83
		360°	14.32	11.42	11.46	11.33	10.48	10.31	10.34	10.45	10.50	9.85	10.00
		350°	14.37	11.39	11.39	11.31	10.46	10.40	10.37	10.36	10.46	9.94	9.97
		340°	14.41	11.33	11.47	11.39	10.47	10.39	10.35	10.50	10.39	9.87	10.00
		330°	14.40	11.34	11.50	11.43	10.36	10.47	10.33	10.43	10.44	9.85	9.86
		320°	14.42	11.32	11.39	11.44	10.38	10.44	10.44	10.50	10.32	9.92	9.96
Tablet	Lid close	310°	14.40	11.33	11.44	11.41	10.49	10.48	10.48	10.48	10.48	9.84	9.84
		300°	14.37	11.38	11.37	11.40	10.38	10.33	10.38	10.38	10.33	9.98	10.00
		290°	14.38	11.32	11.35	11.41	10.40	10.45	10.32	10.31	10.39	9.83	9.90
		280°	14.41	11.48	11.45	11.49	10.31	10.38	10.50	10.40	10.49	9.92	9.93
		270°	14.49	11.33	11.45	11.48	10.45	10.32	10.48	10.47	10.45	9.84	9.85
		260°	14.31	11.38	11.46	11.50	10.48	10.46	10.41	10.49	10.40	10.00	10.00
		250°	14.45	11.37	11.35	11.31	10.46	10.35	10.39	10.41	10.50	9.83	9.83
		240°	14.31	11.49	11.37	11.44	10.47	10.37	10.42	10.50	10.32	9.84	9.84
	Lid close	230°	14.50	11.49	11.44	11.49	10.43	10.37	10.33	10.45	10.39	9.86	9.92
		220°	14.47	11.48	11.42	11.33	10.41	10.32	10.44	10.37	10.47	9.88	10.00
		210°	14.37	11.43	11.38	11.46	10.45	10.35	10.46	10.46	10.46	9.83	9.85
		200°	14.39	11.31	11.37	11.48	10.32	10.32	10.45	10.39	10.37	9.84	9.87
		190°	20.41	20.93	18.48	14.81	20.84	20.93	18.49	20.81	14.32	20.86	18.83
		180°	20.45	20.85	18.48	14.80	20.85	20.86	18.41	20.80	14.41	20.83	18.84
		200°	14.34	11.39	11.31	11.42	10.43	10.32	10.37	10.37	10.43	9.87	9.87
		199°	20.38	21.00	18.34	14.84	20.97	20.98	18.34	20.86	14.34	20.96	18.83
Laptop	Lid close	198°	20.40	20.99	18.49	14.96	20.83	20.97	18.33	20.88	14.48	20.85	18.93
		191°	20.34	20.92	18.38	14.98	21.00	20.87	18.39	20.96	14.49	20.91	18.94
		196°	20.45	20.84	18.45	14.96	20.90	20.96	18.42	20.92	14.40	20.84	18.89
		195°	20.44	20.86	18.39	14.82	20.95	21.00	18.42	20.92	14.42	21.00	18.90
		194°	20.48	20.89	18.43	14.82	20.86	20.96	18.50	20.84	14.50	20.97	18.81
		193°	20.47	20.85	18.31	14.87	20.93	20.96	18.40	20.85	14.34	20.88	18.89
		192°	20.36	20.85	18.46	14.97	20.88	20.98	18.36	20.89	14.45	20.95	19.00
		191°	20.32	20.98	18.45	14.85	20.82	20.97	18.40	20.85	14.40	20.86	19.00
	Lid close	189°	20.43	20.81	18.32	14.86	20.90	20.90	18.45	20.81	14.31	20.84	18.88
Laptop	Lid close	180°	20.40	20.85	18.39	14.89	20.83	20.96	18.39	20.85	14.39	20.86	18.90
		170°	20.31	20.95	18.49	14.89	20.97	20.83	18.43	20.95	14.36	20.86	18.83
		160°	20.44	20.97	18.36	14.87	20.86	20.90	18.40	20.90	14.35	20.82	18.89
		150°	20.39	20.91	18.46	14.86	20.81	20.85	18.38	20.85	14.50	20.84	18.90
		140°	20.44	20.96	18.49	14.88	20.91	20.98	18.47	20.93	14.33	20.86	18.88
		130°	20.37	20.92	18.46	14.90	20.92	20.91	18.43	20.90	14.44	21.00	18.86
		120°	20.37	20.94	18.43	14.93	20.88	20.98	18.46	20.87	14.37	20.90	18.90
		110°	20.48	20.92	18.43	14.82	20.83	20.83	18.43	20.89	14.33	20.83	18.95
	Lid close	100°	20.47	20.92	18.43	14.87	20.86	20.86	18.31	20.91	14.42	20.95	19.00
		90°											



Antenna	Operation mode	Lid angle	802.11b	802.11n(40M) 5.2G	802.11ac(80M) 5.2G	802.11ac(160M) 5.2G	802.11a 5.3G	802.11n(40M) 5.3G	802.11ac(80M) 5.3G	802.11ac(160M) 5.3G	802.11a 5.8G	802.11n(40M) 5.8G	802.11ac(80M) 5.8G	802.11ac(160M) 5.8G
Lid close	Laptop	0°	n/a	n/a	n/a	n/a	n/a	n/a	n/a	n/a	n/a	n/a	n/a	n/a
		10°	n/a	n/a	n/a	n/a	n/a	n/a	n/a	n/a	n/a	n/a	n/a	n/a
		20°	n/a	n/a	n/a	n/a	n/a	n/a	n/a	n/a	n/a	n/a	n/a	n/a
		30°	n/a	n/a	n/a	n/a	n/a	n/a	n/a	n/a	n/a	n/a	n/a	n/a
		40°	n/a	n/a	n/a	n/a	n/a	n/a	n/a	n/a	n/a	n/a	n/a	n/a
		50°	20.83	20.89	18.35	15.50	20.90	20.48	18.00	20.98	14.33	20.92	20.92	20.92
		45°	20.95	20.94	18.35	15.51	20.81	20.41	17.89	20.82	14.41	20.92	20.91	18.35
		40°	n/a	n/a	n/a	n/a	n/a	n/a	n/a	n/a	n/a	n/a	n/a	n/a
		41°	n/a	n/a	n/a	n/a	n/a	n/a	n/a	n/a	n/a	n/a	n/a	n/a
		42°	n/a	n/a	n/a	n/a	n/a	n/a	n/a	n/a	n/a	n/a	n/a	n/a
Lid close	Laptop	44°	n/a	n/a	n/a	n/a	n/a	n/a	n/a	n/a	n/a	n/a	n/a	n/a
		45°	20.88	20.92	18.50	15.44	20.84	20.48	17.85	20.98	14.38	20.81	20.92	18.34
		46°	20.87	20.87	18.45	15.50	20.95	20.47	17.90	20.85	14.46	20.96	20.82	18.46
		47°	20.89	20.86	18.36	15.51	20.86	20.41	17.82	20.91	14.39	20.81	20.87	18.31
		48°	20.94	20.89	18.48	15.42	20.86	20.41	17.86	20.81	14.48	20.96	20.84	18.49
		49°	20.87	20.92	18.32	15.42	20.81	20.40	17.84	20.84	14.43	20.86	20.85	18.45
		50°	20.90	20.89	18.46	15.46	20.98	20.33	17.97	20.82	14.45	20.84	20.95	18.43
		60°	20.97	20.94	18.46	15.35	20.94	20.39	17.99	20.83	14.40	20.83	20.82	18.32
		70°	20.84	20.84	18.36	15.44	20.95	20.35	17.88	20.85	14.35	20.87	20.87	18.35
		80°	20.99	20.89	18.42	15.49	20.91	20.31	17.97	20.83	14.37	20.87	20.87	18.37
Lid close	Laptop	90°	20.86	20.98	18.35	15.48	20.89	20.33	17.97	20.95	14.42	21.00	20.87	18.39
		100°	20.98	20.85	18.40	15.46	20.88	20.37	17.81	20.89	14.34	20.88	20.95	18.50
		110°	20.86	20.88	18.38	15.39	20.89	20.46	17.96	20.85	14.45	20.89	20.86	18.35
		120°	20.87	20.98	18.40	15.44	20.99	20.49	17.97	20.89	14.38	20.92	20.84	18.41
		130°	20.98	20.91	18.43	15.35	20.85	20.49	17.95	20.99	14.45	20.87	20.88	18.31
		140°	21.00	20.86	18.48	15.43	20.87	20.47	17.84	20.88	14.31	20.90	20.88	18.38
		150°	20.88	20.81	18.38	15.49	21.00	20.35	17.88	20.84	14.34	20.89	20.83	18.47
		160°	20.92	20.92	18.50	15.31	20.85	20.46	17.84	20.85	14.36	20.95	20.99	18.36
		170°	20.94	20.97	18.43	15.43	20.92	20.38	17.98	20.89	14.43	20.96	20.82	18.31
		180°	20.98	20.89	18.48	15.48	20.91	20.36	17.82	20.93	14.31	20.83	20.83	18.53
Lid close	Laptop	190°	20.93	20.91	18.40	15.34	20.94	20.42	17.98	20.94	14.43	20.85	20.99	18.31
		200°	18.95	13.86	13.97	13.81	13.91	13.87	13.86	13.86	13.86	12.41	12.35	12.35
		195°	20.83	20.92	18.42	15.34	20.83	20.49	17.87	20.86	14.40	21.00	20.92	18.35
		198°	20.82	20.82	18.42	15.44	20.96	20.42	17.90	20.85	14.48	20.84	20.89	18.35
		197°	20.82	20.98	18.40	15.39	20.82	20.47	17.83	20.89	14.42	20.95	20.86	18.36
		198°	20.84	20.88	18.40	15.38	20.84	20.49	17.91	20.88	14.49	20.81	20.83	18.32
		199°	20.92	20.88	18.38	15.32	20.99	20.34	17.95	20.88	14.49	20.93	20.89	18.37
		200°	18.87	13.89	13.94	13.89	13.94	13.85	13.93	13.89	13.89	12.41	12.35	12.38
		201°	18.83	13.81	13.86	13.83	13.86	13.84	13.81	13.81	13.81	12.38	12.43	12.48
		202°	18.87	13.87	13.91	13.84	13.85	13.87	14.00	13.89	10.46	12.37	12.31	12.49
Lid close	Laptop	203°	18.90	13.80	13.86	13.84	13.91	13.83	13.83	13.85	14.40	12.41	12.38	12.43
		204°	18.90	13.82	13.86	13.87	13.85	13.84	13.86	13.86	13.86	12.48	12.42	12.35
		205°	18.84	13.81	13.83	13.84	13.82	13.91	13.89	13.89	13.89	12.46	12.45	12.45
		210°	18.86	13.88	13.91	13.98	13.93	13.92	13.92	13.91	13.91	12.45	12.34	12.35
		225°	18.85	13.87	13.84	13.92	13.88	13.86	13.86	13.86	13.86	12.35	12.38	12.38
		235°	18.81	13.81	13.86	13.81	13.84	13.85	13.84	13.81	13.86	12.47	12.36	12.39
		245°	18.86	13.82	13.82	13.81	13.89	13.83	13.85	13.89	13.82	12.42	12.34	12.46
		255°	18.81	13.98	13.92	13.97	13.91	13.88	13.98	13.98	13.97	12.37	12.39	12.45
		265°	18.82	13.88	13.94	13.89	13.93	13.84	13.84	13.84	13.84	12.41	12.34	12.42
		275°	18.83	13.83	13.83	13.82	13.88	13.86	13.86	13.86	13.86	12.42	12.38	12.46
Lid close	Laptop	285°	18.86	13.83	13.82	13.93	13.88	13.85	13.88	13.88	13.88	12.46	12.47	12.41
		295°	18.85	13.89	13.86	13.86	13.87	13.87	13.87	13.87	13.87	12.38	12.49	12.49
		305°	18.88	13.88	13.82	13.98	13.84	13.89	13.84	13.89	13.84	12.44	12.38	12.48
		315°	18.91	13.83	13.99	13.84	13.87	13.81	13.86	13.86	13.86	12.45	12.48	12.48
		325°	18.89	13.89	13.85	13.84	13.87	13.88	13.88	13.84	13.84	12.45	12.49	12.49
		335°	18.85	13.85	13.86	13.86	13.86	13.81	13.81	13.81	13.81	12.45	12.49	12.49
		345°	18.86	13.86	13.82	13.82	13.87	13.81	13.85	13.85	13.85	12.46	12.46	12.46
		355°	18.87	13.85	14.00	13.87	13.80	13.81	13.85	13.85	13.85	12.43	12.48	12.48
		360°	18.87	13.93	13.81	13.86	13.88	13.83	13.84	13.84	13.84	12.41	12.50	12.50
		360°	18.85	13.86	13.88	13.88	13.88	13.85	13.85	13.81	13.88	12.48	12.50	12.50
Lid close	Laptop	340°	18.85	13.95	13.97	13.89	13.84	13.93	13.86	13.86	12.40	12.39	12.39	12.39
		330°	18.87	13.84	13.95	13.83	13.91	13.83	13.81	13.81	13.81	12.35	12.36	12.36
		320°	18.87	13.99	13.81	13.95	13.84	13.96	13.86	13.86	13.86	12.33	12.31	12.31
		310°	18.83	13.82	13.82	13.84	13.92	13.96	13.97	13.97	13.97	12.42	12.35	12.35
		300°	18.86	13.88	13.89	13.87	13.86	13.87	13.91	13.91	13.91	12.45	12.43	12.43
		290°	18.90	13.87	13.89	13.89	13.89	13.89	13.93	13.93	13.93	12.37	12.31	12.31
		280°	18.85	13.85	13.92	13.81	13.88	13.96	13.96	13.93	13.93	12.47	12.44	12.44
		270°	18.84	13.89	13.89	13.86	13.83	13.83	13.83	13.83	13.83	12.45	12.48	12.48
		260°	18.89	13.95	13.93	13.93	13.85	13.93	13.96	13.96	13.96	12.47	12.39	12.39
		250°	18.85	13.88	13.93	13.86	13.86	13.86	13.87	13.86	13.86	12.46	12.42	12.42
Lid close	Laptop	230°	18.85	13.81	13.91	13.82	13.85	13.85	13.89	13.89	12.46	12.32	12.35	12.37
		220°	18.88	13.90	13.91	13.91	13.91	13.92	13.95	13.95	13.95	12.44	12.33	12.33
		210°	18.91	13.90	13.90	13.88	13.90	13.90	13.90	13.90	13.90	12.35	12.35	12.35
		200°	18.86	13.84	13.88	13.82	13.97	13.83	13.83	13.83	13.83	12.31	12.38	12.38
		190°	21.00	20.97	18.35	15.50	20.88	20.33	17.81	20.94	14.44	20.91	20.81	18.46
		180°	20.88	20.85	18.49	15.37	20.88	20.46	17.83	20.83	14.48	20.86	20.81	18.42
		20°	18.83	13.90	13.82	13.91	13.85	13.89	13.89	13.89	13.89	12.45	12.41	12.41
		19°	20.88	20.92	18.31	15.42	20.83	20.35	17.83	20.91	14.33	21.00	20.84	18.50
		198°	20.98	20.92	18.32	15.33	20.93	20.48	17.86	20.98	14.46	20.94	20.85	18.48
		197°	20.98	20.88	18.46	15.47	20.91	20.49	17.91	20.92	14.31	20.97	20.85	18.38
Lid close	Laptop	196°	20.97	20.96	18.49	15.45	20.86	20.50	17.84	20.97	14.31	20.87	20.95	18.40
		195°	20.85	20.94	18.41	15.42	20.89	20.33	17.81	20.95	14.50	20.87	20.99	18.38
		194°	20.87	20.93	18.39	15.43	20.99	20.38	17.81	20.82	14.32	20.92	20.91	18.45
		193°	20.96	20.90	18.34	15.40	20.83	20.40	17.99	20.92	14.37	20.94	20.98	18.35
		192°	20.89	20.88	18.41	15.39	20.91	20.41	17.88	20.93	14.42	20.93	20.81	18.43
		191°	20.95	20.93	18.37	15.45	20.80	20.38	18.00	20.94	14.37	20.97	20.83	18.34
		190°	20.93	20.95	18.31	15.33	20.81	20.32	17.85	20.97	14.34	20.99	20.81	18.37
		180°	20.98	21.00	18.39	15.31	20.98	20.35	17.87	20.83	14.42	20.97	20.84	18.45
		170°	20.94	20.98	18.41	15.39	20.81	20.35	17.81	20.91	14.34	20.97	20.85	18.40
		160°	20.94	20.99	20.86	15.42	20.85	20.35	17.90	20.87	14.32	20.91	20.88	18.35
Lid close	Laptop	150°	20.99	20.98	18.46	15.1								

1.7 The SAR Measurement System

A block diagram of the SAR measurement System is given in Fig. a. This SAR Measurement System uses a Computer-controlled 3-D stepper motor system (SPEAG DASY 5 professional system). The model EX3DV4 field probe is used to determine the internal electric fields. The SAR can be obtained from the equation $SAR = \sigma (|E_i|^2) / \rho$ where σ and ρ are the conductivity and mass density of the tissue-simulant.

The DASY 5 system for performing compliance tests consists of the following items:

1. A standard high precision 6-axis robot (Staubli RX family) with controller, teach pendant and software. An arm extension is for accommodating the data acquisition electronics (DAE).
2. A dosimetric probe, i.e., an isotropic E-field probe optimized and calibrated for usage intissue simulating liquid. The probe is equipped with an optical surface detector system.
3. A data acquisition electronics (DAE) which performs the signal amplification, signal multiplexing, AD-conversion, offset measurements, mechanical surface detection, collision detection, etc. The unit is battery powered with standard or rechargeable batteries. The signal is optically transmitted to the EOC.

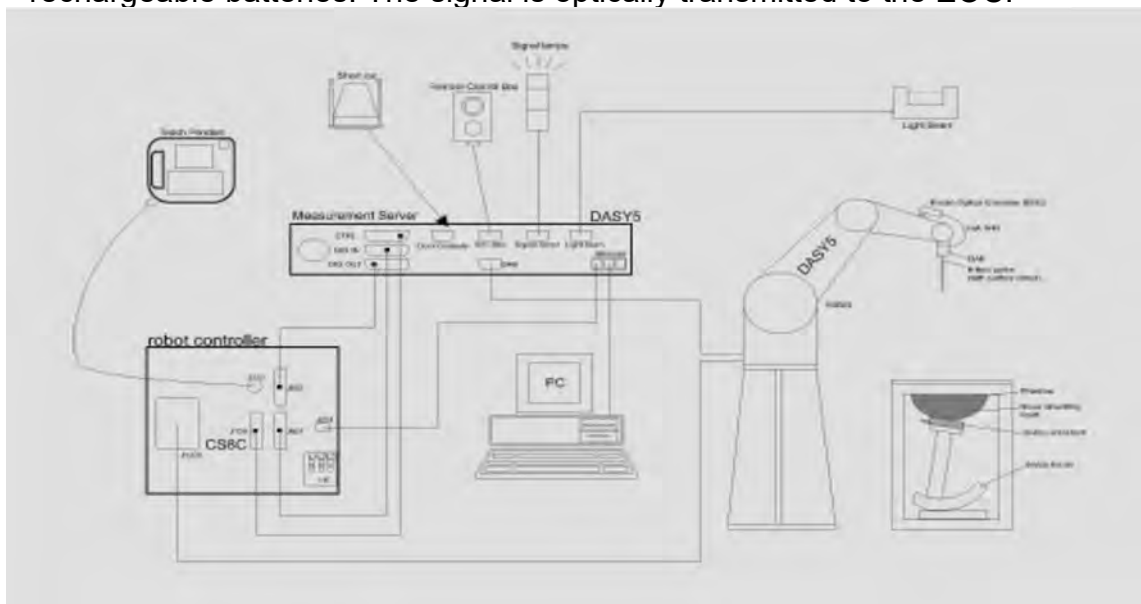


Fig. a The block diagram of SAR system

Unless otherwise stated the results shown in this test report refer only to the sample(s) tested and such sample(s) are retained for 90 days only.
除非另有說明，此報告結果僅對測試之樣品負責，同時此樣品僅保留90天。本報告未經本公司書面許可，不可部份複製。

This document is issued by the Company subject to its General Conditions of Service printed overleaf, available on request or accessible at <http://www.sgs.com.tw/Terms-and-Conditions> and for electronic format documents, subject to Terms and Conditions for Electronic Documents at <http://www.sgs.com.tw/Terms-and-Conditions>. Attention is drawn to the limitation of liability, indemnification and jurisdiction issues defined therein. Any holder of this document is advised that information contained hereon reflects the Company's findings at the time of its intervention only and within the limits of Client's instructions, if any. The Company's sole responsibility is to its Client and this document does not exonerate parties to a transaction from exercising all their rights and obligations under the transaction documents. This document cannot be reproduced except in full, without prior written approval of the Company. Any unauthorized alteration, forgery or falsification of the content or appearance of this document is unlawful and offenders may be prosecuted to the fullest extent of the law.

4. The Electro-optical converter (EOC) performs the conversion between optical and electrical of the signals for the digital communication to the DAE and for the analog signal from the optical surface detection. The EOC is connected to the measurement server.
5. The function of the measurement server is to perform the time critical tasks such as signal filtering, control of the robot operation and fast movement interrupts.
6. A probe alignment unit which improves the (absolute) accuracy of the probe positioning.
7. A computer operating Windows 7.
8. DASY 5 software.
9. Remote control with teach pendant and additional circuitry for robot safety such as warning lamps, etc.
10. Tissue simulating liquid mixed according to the given recipes.
11. Validation dipole kits allowing to validate the proper functioning of the system.

Unless otherwise stated the results shown in this test report refer only to the sample(s) tested and such sample(s) are retained for 90 days only.

除非另有說明，此報告結果僅對測試之樣品負責，同時此樣品僅保留90天。本報告未經本公司書面許可，不可部份複製。

This document is issued by the Company subject to its General Conditions of Service printed overleaf, available on request or accessible at <http://www.sgs.com.tw/Terms-and-Conditions> and for electronic format documents, subject to Terms and Conditions for Electronic Documents at <http://www.sgs.com.tw/Terms-and-Conditions>. Attention is drawn to the limitation of liability, indemnification and jurisdiction issues defined therein. Any holder of this document is advised that information contained hereon reflects the Company's findings at the time of its intervention only and within the limits of Client's instructions, if any. The Company's sole responsibility is to its Client and this document does not exonerate parties to a transaction from exercising all their rights and obligations under the transaction documents. This document cannot be reproduced except in full, without prior written approval of the Company. Any unauthorized alteration, forgery or falsification of the content or appearance of this document is unlawful and offenders may be prosecuted to the fullest extent of the law.

SGS Taiwan Ltd.

No.134,Wu Kung Road, New Taipei Industrial Park, Wuku District, New Taipei City, Taiwan/新北市五股區新北產業園區五工路 134 號

台灣檢驗科技股份有限公司

t (886-2) 2299-3279


f (886-2) 2298-0488

www.sgs.com.tw

Member of SGS Group

1.8 System Components


EX3DV4 E-Field Probe

Construction	Symmetrical design with triangular core Built-in shielding against static charges PEEK enclosure material (resistant to organic solvents, e.g., DGBE)		
Calibration	Basic Broad Band Calibration in air Conversion Factors (CF) for HSL 2450/5200/5300/5600/5800 MHz Additional CF for other liquids and frequencies upon request		
Frequency	10 MHz to > 6 GHz		
Directivity	± 0.3 dB in HSL (rotation around probe axis) ± 0.5 dB in tissue material (rotation normal to probe axis)		
Dynamic Range	10 µW/g to > 100 mW/g Linearity: ± 0.2 dB (noise: typically < 1 µW/g)		
Dimensions	Tip diameter: 2.5 mm		
Application	High precision dosimetric measurements in any exposure scenario (e.g., very strong gradient fields). Only probe which enables compliance testing for frequencies up to 6 GHz with precision of better 30%.		


Unless otherwise stated the results shown in this test report refer only to the sample(s) tested and such sample(s) are retained for 90 days only.
除非另有說明，此報告結果僅對測試之樣品負責，同時此樣品僅保留90天。本報告未經本公司書面許可，不可部份複製。

This document is issued by the Company subject to its General Conditions of Service printed overleaf, available on request or accessible at <http://www.sgs.com.tw/Terms-and-Conditions> and for electronic format documents, subject to Terms and Conditions for Electronic Documents at <http://www.sgs.com.tw/Terms-and-Conditions>. Attention is drawn to the limitation of liability, indemnification and jurisdiction issues defined therein. Any holder of this document is advised that information contained hereon reflects the Company's findings at the time of its intervention only and within the limits of Client's instructions, if any. The Company's sole responsibility is to its Client and this document does not exonerate parties to a transaction from exercising all their rights and obligations under the transaction documents. This document cannot be reproduced except in full, without prior written approval of the Company. Any unauthorized alteration, forgery or falsification of the content or appearance of this document is unlawful and offenders may be prosecuted to the fullest extent of the law.

PHANTOM

Model	ELI	
Construction	The ELI phantom is used for compliance testing of handheld and body-mounted wireless devices in the frequency range of 30 MHz to 6 GHz. ELI is fully compatible with the IEC 62209-2 standard and all known tissue simulating liquids. ELI has been optimized regarding its performance and can be integrated into our standard phantom tables. A cover prevents evaporation of the liquid. Reference markings on the phantom allow installation of the complete setup, including all predefined phantom positions and measurement grids, by teaching three points. The phantom is compatible with all SPEAG dosimetric probes and dipoles.	
Shell Thickness	2 ± 0.2 mm	
Filling Volume	Approx. 30 liters	
Dimensions	Major axis: 600 mm Minor axis: 400 mm	

DEVICE HOLDER

Construction	The device holder (Supporter) for Notebook is made by POM (polyoxymethylene resin) , which is non-metal and non-conductive. The height can be adjusted to fit varies kind of notebooks.	
		Device Holder

Unless otherwise stated the results shown in this test report refer only to the sample(s) tested and such sample(s) are retained for 90 days only.
除非另有說明，此報告結果僅對測試之樣品負責，同時此樣品僅保留90天。本報告未經本公司書面許可，不可部份複製。

This document is issued by the Company subject to its General Conditions of Service printed overleaf, available on request or accessible at <http://www.sgs.com.tw/Terms-and-Conditions> and for electronic format documents, subject to Terms and Conditions for Electronic Documents at <http://www.sgs.com.tw/Terms-and-Conditions>. Attention is drawn to the limitation of liability, indemnification and jurisdiction issues defined therein. Any holder of this document is advised that information contained hereon reflects the Company's findings at the time of its intervention only and within the limits of Client's instructions, if any. The Company's sole responsibility is to its Client and this document does not exonerate parties to a transaction from exercising all their rights and obligations under the transaction documents. This document cannot be reproduced except in full, without prior written approval of the Company. Any unauthorized alteration, forgery or falsification of the content or appearance of this document is unlawful and offenders may be prosecuted to the fullest extent of the law.

1.9 SAR System Verification

The microwave circuit arrangement for system verification is sketched in Fig. b. The daily system accuracy verification occurs within the flat section of the SAM phantom. A SAR measurement was performed to see if the measured SAR was within $\pm 10\%$ from the target SAR values. These tests were done at 2450/5200/5300/5600/5800 MHz. The tests were conducted on the same days as the measurement of the DUT. The obtained results from the system accuracy verification are displayed in the table 1 (SAR values are normalized to 1W forward power delivered to the dipole). During the tests, the liquid depth above the ear reference points was $\geq 15 \text{ cm} \pm 5 \text{ mm}$ (frequency $\leq 3 \text{ GHz}$) or $\geq 10 \text{ cm} \pm 5 \text{ mm}$ (frequency $> 3 \text{ GHz}$) in all the cases. It is seen that the system is operating within its specification, as the results are within acceptable tolerance of the reference values.

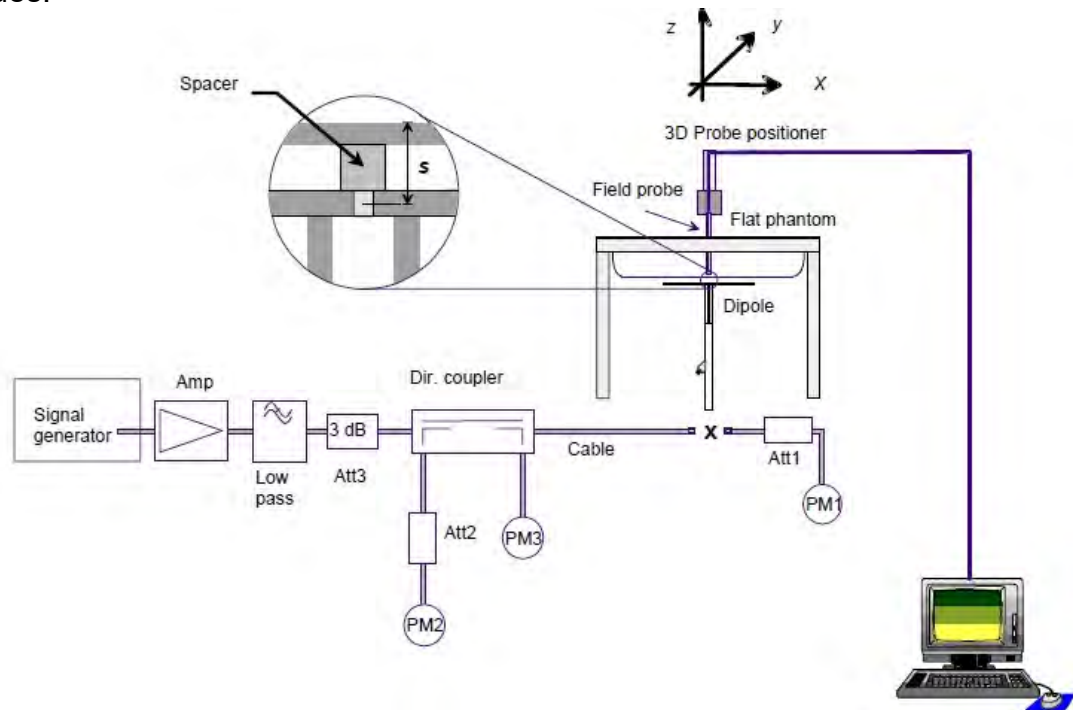


Fig. b The block diagram of system verification

Unless otherwise stated the results shown in this test report refer only to the sample(s) tested and such sample(s) are retained for 90 days only.
除非另有說明，此報告結果僅對測試之樣品負責，同時此樣品僅保留90天。本報告未經本公司書面許可，不可部份複製。

This document is issued by the Company subject to its General Conditions of Service printed overleaf, available on request or accessible at <http://www.sgs.com.tw/Terms-and-Conditions> and for electronic format documents, subject to Terms and Conditions for Electronic Documents at <http://www.sgs.com.tw/Terms-and-Conditions>. Attention is drawn to the limitation of liability, indemnification and jurisdiction issues defined therein. Any holder of this document is advised that information contained hereon reflects the Company's findings at the time of its intervention only and within the limits of Client's instructions, if any. The Company's sole responsibility is to its Client and this document does not exonerate parties to a transaction from exercising all their rights and obligations under the transaction documents. This document cannot be reproduced except in full, without prior written approval of the Company. Any unauthorized alteration, forgery or falsification of the content or appearance of this document is unlawful and offenders may be prosecuted to the fullest extent of the law.

Validation Kit	S/N	Frequency (MHz)		1W Target SAR-1g (mW/g)	pin=250mW Measured SAR-1g (mW/g)	Measured SAR-1g normalized to 1W (mW/g)	Deviation (%)	Measured Date
D2450V2	727	2450	Head	53.9	13.40	53.6	-0.56%	Jul. 17, 2021

Validation Kit	S/N	Frequency (MHz)		1W Target SAR-1g (mW/g)	Pin=100mW Measured SAR-1g (mW/g)	Measured SAR-1g normalized to 1W (mW/g)	Deviation (%)	Measured Date
D5GHzV2	1023	5200	Head	77.9	7.92	79.2	1.67%	Jul. 19, 2021
		5300	Head	80.4	8.12	81.2	1.00%	Jul. 20, 2021
		5600	Head	83.9	8.46	84.6	0.83%	Jul. 21, 2021
		5800	Head	80.9	8.14	81.4	0.62%	Jul. 22, 2021

Table 1. Results of system validation

Unless otherwise stated the results shown in this test report refer only to the sample(s) tested and such sample(s) are retained for 90 days only.
除非另有說明，此報告結果僅對測試之樣品負責，同時此樣品僅保留90天。本報告未經本公司書面許可，不可部份複製。

This document is issued by the Company subject to its General Conditions of Service printed overleaf, available on request or accessible at <http://www.sgs.com.tw/Terms-and-Conditions> and for electronic format documents, subject to Terms and Conditions for Electronic Documents at <http://www.sgs.com.tw/Terms-and-Conditions>. Attention is drawn to the limitation of liability, indemnification and jurisdiction issues defined therein. Any holder of this document is advised that information contained hereon reflects the Company's findings at the time of its intervention only and within the limits of Client's instructions, if any. The Company's sole responsibility is to its Client and this document does not exonerate parties to a transaction from exercising all their rights and obligations under the transaction documents. This document cannot be reproduced except in full, without prior written approval of the Company. Any unauthorized alteration, forgery or falsification of the content or appearance of this document is unlawful and offenders may be prosecuted to the fullest extent of the law.

1.10 Tissue Simulant Fluid for the Frequency Band

The dielectric properties for this Head-simulant fluid were measured by using the SPEAG Dielectric Assessment Kit (DAKS-3.5)

All dielectric parameters of tissue simulates were measured within 24 hours of SAR measurements. The measured conductivity and permittivity are all within $\pm 5\%$ of the target values.

The depth of the tissue simulant in the flat section of the phantom was $\geq 15 \text{ cm} \pm 5 \text{ mm}$ (Frequency $\leq 3\text{G}$) or $\geq 10 \text{ cm} \pm 5 \text{ mm}$ (Frequency $> 3\text{G}$) during all tests. (Fig. 2)

Tissue Type	Measurement Date	Measured Frequency (MHz)	Target Dielectric Constant, ϵ_r	Target Conductivity, σ (S/m)	Measured Dielectric Constant, ϵ_r	Measured Conductivity, σ (S/m)	% dev ϵ_r	% dev σ
Head	Jul, 17. 2021	2402	39.285	1.757	39.030	1.752	-0.65%	-0.30%
		2412	39.268	1.766	39.012	1.760	-0.65%	-0.35%
		2437	39.223	1.788	38.988	1.782	-0.60%	-0.36%
		2441	39.216	1.792	38.986	1.786	-0.59%	-0.33%
		2450	39.200	1.800	38.981	1.791	-0.56%	-0.50%
		2462	39.185	1.813	38.934	1.807	-0.64%	-0.34%
	Jul, 19. 2021	2480	39.162	1.827	38.907	1.821	-0.65%	-0.31%
		5190	35.997	4.645	35.500	4.591	-1.38%	-1.16%
		5200	35.986	4.655	35.475	4.599	-1.42%	-1.20%
		5210	35.974	4.665	35.471	4.610	-1.40%	-1.18%
		5230	35.951	4.686	35.466	4.629	-1.35%	-1.21%
		5250	35.929	4.706	35.429	4.648	-1.39%	-1.24%
	Jul, 20. 2021	5260	35.917	4.717	35.411	4.658	-1.41%	-1.24%
		5270	35.906	4.727	35.407	4.668	-1.39%	-1.24%
		5280	35.894	4.737	35.406	4.681	-1.36%	-1.18%
		5290	35.883	4.747	35.373	4.690	-1.42%	-1.21%
		5300	35.871	4.758	35.358	4.702	-1.43%	-1.17%
		5310	35.860	4.768	35.349	4.708	-1.42%	-1.25%
	Jul, 21. 2021	5320	35.849	4.778	35.340	4.719	-1.42%	-1.23%
		5530	35.609	4.993	35.096	4.933	-1.44%	-1.21%
		5570	35.563	5.034	35.065	4.976	-1.40%	-1.16%
		5600	35.529	5.065	35.035	5.004	-1.39%	-1.20%
		5610	35.517	5.075	35.013	5.016	-1.42%	-1.17%
	Jul, 22. 2021	5690	35.426	5.157	34.926	5.096	-1.41%	-1.19%
		5745	35.363	5.214	34.878	5.152	-1.37%	-1.18%
		5755	35.351	5.224	34.853	5.159	-1.41%	-1.24%
		5775	35.329	5.244	34.845	5.180	-1.37%	-1.23%
		5785	35.317	5.255	34.830	5.194	-1.38%	-1.15%
		5795	35.306	5.265	34.818	5.200	-1.38%	-1.23%
		5800	35.300	5.270	34.799	5.209	-1.42%	-1.16%
		5825	35.271	5.296	34.771	5.235	-1.42%	-1.14%

Table 2. Dielectric Parameters of Tissue Simulant Fluid

Unless otherwise stated the results shown in this test report refer only to the sample(s) tested and such sample(s) are retained for 90 days only.

除非另有說明，此報告結果僅對測試之樣品負責，同時此樣品僅保留90天。本報告未經本公司書面許可，不可部份複製。

This document is issued by the Company subject to its General Conditions of Service printed overleaf, available on request or accessible at <http://www.sgs.com.tw/Terms-and-Conditions> and for electronic format documents, subject to Terms and Conditions for Electronic Documents at <http://www.sgs.com.tw/Terms-and-Conditions>. Attention is drawn to the limitation of liability, indemnification and jurisdiction issues defined therein. Any holder of this document is advised that information contained hereon reflects the Company's findings at the time of its intervention only and within the limits of Client's instructions, if any. The Company's sole responsibility is to its Client and this document does not exonerate parties to a transaction from exercising all their rights and obligations under the transaction documents. This document cannot be reproduced except in full, without prior written approval of the Company. Any unauthorized alteration, forgery or falsification of the content or appearance of this document is unlawful and offenders may be prosecuted to the fullest extent of the law.

SGS Taiwan Ltd.

No.134,Wu Kung Road, New Taipei Industrial Park, Wuku District, New Taipei City, Taiwan/新北市五股區新北產業園區五工路 134 號

台灣檢驗科技股份有限公司

t (886-2) 2299-3279

f (886-2) 2298-0488

www.sgs.com.tw

Member of SGS Group

The composition of the tissue simulating liquid:

Frequency (MHz)	Mode	Ingredient						Total amount
		DGMBE	Water	Salt	Preventol D-7	Cellulose	Sugar	
2450M	Head	550ml	450ml	—	—	—	—	1.0L(Kg)

Body Simulating Liquids for 5 GHz, Manufactured by SPEAG:

Ingredients	Water	Esters, Emulsifiers, Inhibitors	Sodium and Salt
(% by weight)	60-80	20-40	0-1.5

Table 3. Recipes for Tissue Simulating Liquid

Unless otherwise stated the results shown in this test report refer only to the sample(s) tested and such sample(s) are retained for 90 days only.
除非另有說明，此報告結果僅對測試之樣品負責，同時此樣品僅保留90天。本報告未經本公司書面許可，不可部份複製。

This document is issued by the Company subject to its General Conditions of Service printed overleaf, available on request or accessible at <http://www.sgs.com.tw/Terms-and-Conditions> and for electronic format documents, subject to Terms and Conditions for Electronic Documents at <http://www.sgs.com.tw/Terms-and-Conditions>. Attention is drawn to the limitation of liability, indemnification and jurisdiction issues defined therein. Any holder of this document is advised that information contained hereon reflects the Company's findings at the time of its intervention only and within the limits of Client's instructions, if any. The Company's sole responsibility is to its Client and this document does not exonerate parties to a transaction from exercising all their rights and obligations under the transaction documents. This document cannot be reproduced except in full, without prior written approval of the Company. Any unauthorized alteration, forgery or falsification of the content or appearance of this document is unlawful and offenders may be prosecuted to the fullest extent of the law.

SGS Taiwan Ltd.

No.134,Wu Kung Road, New Taipei Industrial Park, Wuku District, New Taipei City, Taiwan/新北市五股區新北產業園區五工路 134 號

台灣檢驗科技股份有限公司

t (886-2) 2299-3279

f (886-2) 2298-0488

www.sgs.com.tw

Member of SGS Group

1.11 Evaluation Procedures

The entire evaluation of the spatial peak values is performed within the Post-processing engine (SEMCAD). The system always gives the maximum values for the 1 g and 10 g cubes. The algorithm to find the cube with highest averaged SAR is divided into the following stages:

1. The extraction of the measured data (grid and values) from the Zoom Scan.
2. The calculation of the SAR value at every measurement point based on all stored data (A/D values and measurement parameters)
3. The generation of a high-resolution mesh within the measured volume
4. The interpolation of all measured values from the measurement grid to the high-resolution grid
5. The extrapolation of the entire 3-D field distribution to the phantom surface over the distance from sensor to surface
6. The calculation of the averaged SAR within masses of 1g and 10g.

The probe is calibrated at the center of the dipole sensors that is located 1 to 2.7mm away from the probe tip. During measurements, the probe stops shortly above the phantom surface, depending on the probe and the surface detecting system. Both distances are included as parameters in the probe configuration file. The software always knows exactly how far away the measured point is from the surface. As the probe cannot directly measure at the surface, the values between the deepest measured point and the surface must be extrapolated. The angle between the probe axis and the surface normal line is less than 30 degree.

In the Area Scan, the gradient of the interpolation function is evaluated to find all the extreme of the SAR distribution. The uncertainty on the locations of the extreme is less than 1/20 of the grid size. Only local maximum within -2 dB of the global maximum are searched and passed for the Cube Scan measurement. In the Cube Scan, the interpolation function is used to extrapolate the Peak SAR from the lowest measurement points to the inner phantom surface (the extrapolation distance). The uncertainty increases with the extrapolation distance. To keep the uncertainty within 1% for the 1 g and 10 g cubes, the extrapolation distance should not be larger than 5mm.

The maximum search is automatically performed after each area scan measurement. It is based on splines in two or three dimensions. The procedure can find the maximum for most SAR distributions even with relatively large grid spacing. After the area scanning measurement, the probe is automatically moved to a position at the interpolated maximum. The following scan can directly use this position for reference, e.g., for a finer resolution grid or the cube evaluations. The 1g and 10g peak evaluations are only available for the predefined cube 7x7x7 scans. The routines are verified and optimized for the grid dimensions used in these cube measurements.

The measured volume of 30x30x30mm contains about 30g of tissue.

The first procedure is an extrapolation (incl. Boundary correction) to get the points between the lowest measured plane and the surface. The next step uses 3D

Unless otherwise stated the results shown in this test report refer only to the sample(s) tested and such sample(s) are retained for 90 days only.
除非另有說明，此報告結果僅對測試之樣品負責，同時此樣品僅保留90天。本報告未經本公司書面許可，不可部份複製。

This document is issued by the Company subject to its General Conditions of Service printed overleaf, available on request or accessible at <http://www.sgs.com.tw/Terms-and-Conditions> and for electronic format documents, subject to Terms and Conditions for Electronic Documents at <http://www.sgs.com.tw/Terms-and-Conditions>. Attention is drawn to the limitation of liability, indemnification and jurisdiction issues defined therein. Any holder of this document is advised that information contained hereon reflects the Company's findings at the time of its intervention only and within the limits of Client's instructions, if any. The Company's sole responsibility is to its Client and this document does not exonerate parties to a transaction from exercising all their rights and obligations under the transaction documents. This document cannot be reproduced except in full, without prior written approval of the Company. Any unauthorized alteration, forgery or falsification of the content or appearance of this document is unlawful and offenders may be prosecuted to the fullest extent of the law.

interpolation to get all points within the measured volume. In the last step, a 1g cube is placed numerically into the volume and its averaged SAR is calculated. This cube is moved around until the highest averaged SAR is found. If the highest SAR is found at the edge of the measured volume, the system will issue a warning: higher SAR values might be found outside of the measured volume. In that case the cube measurement can be repeated, using the new interpolated maximum as the center.

1.12 Probe Calibration Procedures

For the calibration of E-field probes in lossy liquids, an electric field with an accurately known field strength must be produced within the measured liquid. For standardization purposes it would be desirable if all measurements which are necessary to assess the correct field strength would be traceable to standardized measurement procedures. In the following two different calibration techniques are summarized:

1.12.1 Transfer Calibration with Temperature Probes

In lossy liquids the specific absorption rate (SAR) is related both to the electric field (E) and the temperature gradient ($\delta T / \delta t$) in the liquid.

$$SAR = C \frac{\delta T}{\delta t},$$

whereby σ is the conductivity, ρ the density and c the heat capacity of the liquid.

Hence, the electric field in lossy liquid can be measured indirectly by measuring the temperature gradient in the liquid. Non-disturbing temperature probes (optical probes or thermistor probes with resistive lines) with high spatial resolution (<1-2 mm) and fast reaction time (<1 s) are available and can be easily calibrated with high precision [1]. The setup and the exciting source have no influence on the calibration; only the relative positioning uncertainties of the standard temperature probe and the E-field probe to be calibrated must be considered. However, several problems limit the available accuracy of probe calibrations with temperature probes:

Unless otherwise stated the results shown in this test report refer only to the sample(s) tested and such sample(s) are retained for 90 days only.
除非另有說明，此報告結果僅對測試之樣品負責，同時此樣品僅保留90天。本報告未經本公司書面許可，不可部份複製。

This document is issued by the Company subject to its General Conditions of Service printed overleaf, available on request or accessible at <http://www.sgs.com.tw/Terms-and-Conditions> and for electronic format documents, subject to Terms and Conditions for Electronic Documents at <http://www.sgs.com.tw/Terms-and-Conditions>. Attention is drawn to the limitation of liability, indemnification and jurisdiction issues defined therein. Any holder of this document is advised that information contained hereon reflects the Company's findings at the time of its intervention only and within the limits of Client's instructions, if any. The Company's sole responsibility is to its Client and this document does not exonerate parties to a transaction from exercising all their rights and obligations under the transaction documents. This document cannot be reproduced except in full, without prior written approval of the Company. Any unauthorized alteration, forgery or falsification of the content or appearance of this document is unlawful and offenders may be prosecuted to the fullest extent of the law.

- The temperature gradient is not directly measurable but must be evaluated from temperature measurements at different time steps. Special precaution is necessary to avoid measurement errors caused by temperature gradients due to energy equalizing effects or convection currents in the liquid. Such effects cannot be completely avoided, as the measured field itself destroys the thermal equilibrium in the liquid. With a careful setup these errors can be kept small.
- The measured volume around the temperature probe is not well defined. It is difficult to calculate the energy transfer from a surrounding gradient temperature field into the probe. These effects must be considered, since temperature probes are calibrated in liquid with homogeneous temperatures. There is no traceable standard for temperature rise measurements.
- The calibration depends on the assessment of the specific density, the heat capacity and the conductivity of the medium. While the specific density and heat capacity can be measured accurately with standardized procedures ($\sim 2\%$ for c ; much better for ρ), there is no standard for the measurement of the conductivity. Depending on the method and liquid, the error can well exceed $\pm 5\%$.
- Temperature rise measurements are not very sensitive and therefore are often performed at a higher power level than the E-field measurements. The nonlinearities in the system (e.g., power measurements, different components, etc.) must be considered.

Considering these problems, the possible accuracy of the calibration of E-field probes with temperature gradient measurements in a carefully designed setup is about $\pm 10\%$ (RSS) [2]. Recently, a setup which is a combination of the waveguide techniques and the thermal measurements was presented in [3]. The estimated uncertainty of the setup is $\pm 5\%$ (RSS) when the same liquid is used for the calibration and for actual measurements and $\pm 7\text{-}9\%$ (RSS) when not, which is in good agreement with the estimates given in [2].

1.12.2 Calibration with Analytical Fields

In this method a technical setup is used in which the field can be calculated analytically from measurements of other physical magnitudes (e.g., input power). This corresponds to the standard field method for probe calibration in air; however, there is no standard defined for fields in lossy liquids.

When using calculated fields in lossy liquids for probe calibration, several points must be considered in the assessment of the uncertainty:

- The setup must enable accurate determination of the incident power.
- The accuracy of the calculated field strength will depend on the assessment of the dielectric parameters of the liquid.
- Due to the small wavelength in liquids with high permittivity, even small

Unless otherwise stated the results shown in this test report refer only to the sample(s) tested and such sample(s) are retained for 90 days only.
除非另有說明，此報告結果僅對測試之樣品負責，同時此樣品僅保留90天。本報告未經本公司書面許可，不可部份複製。

This document is issued by the Company subject to its General Conditions of Service printed overleaf, available on request or accessible at <http://www.sgs.com.tw/Terms-and-Conditions> and for electronic format documents, subject to Terms and Conditions for Electronic Documents at <http://www.sgs.com.tw/Terms-and-Conditions>. Attention is drawn to the limitation of liability, indemnification and jurisdiction issues defined therein. Any holder of this document is advised that information contained hereon reflects the Company's findings at the time of its intervention only and within the limits of Client's instructions, if any. The Company's sole responsibility is to its Client and this document does not exonerate parties to a transaction from exercising all their rights and obligations under the transaction documents. This document cannot be reproduced except in full, without prior written approval of the Company. Any unauthorized alteration, forgery or falsification of the content or appearance of this document is unlawful and offenders may be prosecuted to the fullest extent of the law.

setups might be above the resonant cutoff frequencies. The field distribution in the setup must be carefully checked for conformity with the theoretical field distribution.

References

1. N. Kuster, Q. Balzano, and J.C. Lin, Eds., *Mobile Communications Safety*, Chapman & Hall, London, 1997.
2. K. Meier, M. Burkhardt, T. Schmid, and N. Kuster, "Broadband calibration of E-field probes in lossy media", *IEEE Transactions on Microwave Theory and Techniques*, vol. 44, no. 10, pp. 1954-1962, Oct. 1996.
3. K. Jokela, P. Hyysalo, and L. Puranen, "Calibration of specific absorption rate (SAR) probes in waveguide at 900 MHz", *IEEE Transactions on Instrumentation and Measurements*, vol. 47, no. 2, pp. 432-438, Apr. 1998.

Unless otherwise stated the results shown in this test report refer only to the sample(s) tested and such sample(s) are retained for 90 days only.
除非另有說明，此報告結果僅對測試之樣品負責，同時此樣品僅保留90天。本報告未經本公司書面許可，不可部份複製。

This document is issued by the Company subject to its General Conditions of Service printed overleaf, available on request or accessible at <http://www.sgs.com.tw/Terms-and-Conditions> and for electronic format documents, subject to Terms and Conditions for Electronic Documents at <http://www.sgs.com.tw/Terms-and-Conditions>. Attention is drawn to the limitation of liability, indemnification and jurisdiction issues defined therein. Any holder of this document is advised that information contained hereon reflects the Company's findings at the time of its intervention only and within the limits of Client's instructions, if any. The Company's sole responsibility is to its Client and this document does not exonerate parties to a transaction from exercising all their rights and obligations under the transaction documents. This document cannot be reproduced except in full, without prior written approval of the Company. Any unauthorized alteration, forgery or falsification of the content or appearance of this document is unlawful and offenders may be prosecuted to the fullest extent of the law.

1.13 Test Standards and Limits

According to FCC 47CFR §2.1093(d) The limits to be used for evaluation are based generally on criteria published by the American National Standards Institute (ANSI) for localized specific absorption rate ("SAR") in Section 4.2 of "IEEE Standard for Safety Levels with Respect to Human Exposure to Radio Frequency Electromagnetic Fields, 3 kHz to 300 GHz," ANSI/IEEE C95.1, By the Institute of Electrical and Electronics Engineers, Inc., New York, New York 10017. These criteria for SAR evaluation are similar to those recommended by the National Council on Radiation Protection and Measurements (NCRP) in "Biological Effects and Exposure Criteria for Radio frequency Electromagnetic Fields," NCRP Report No. 86, Section 17.4.5. Copyright NCRP, 1986, Bethesda, Maryland 20814. SAR is a measure of the rate of energy absorption due to exposure to an RF transmitting source. SAR values have been related to threshold levels for potential biological hazards. The criteria to be used are specified in paragraphs (d)(1) and (d)(2) of this section and shall apply for portable devices transmitting in the frequency range from 100 kHz to 6 GHz. Portable devices that transmit at frequencies above 6 GHz are to be evaluated in terms of the MPE limits specified in § 1.1310 of this chapter. Measurements and calculations to demonstrate compliance with MPE field strength or power density limits for devices operating above 6 GHz should be made at a minimum distance of 5 cm from the radiating source.

- (1) Limits for Occupational/Controlled exposure: 0.4 W/kg as averaged over the whole-body and spatial peak SAR not exceeding 8 W/kg as averaged over any 1 gram of tissue (defined as a tissue volume in the shape of a cube). Exceptions are the hands, wrists, feet and ankles where the spatial peak SAR shall not exceed 20 W/kg, as averaged over an 10 grams of tissue (defined as a tissue volume in the shape of a cube).
- (2) Occupational/Controlled limits apply when persons are exposed as a consequence of their employment provided these persons are fully aware of and exercise control over their exposure. Awareness of exposure can be accomplished by use of warning labels or by specific training or education through appropriate means, such as an RF safety program in a work environment.
- (3) Limits for General Population/Uncontrolled exposure: 0.08 W/kg as averaged over the whole-body and spatial peak SAR not exceeding 1.6 W/kg as averaged over any 1 gram of tissue (defined as a tissue volume in the shape of a cube). Exceptions are the hands, wrists, feet and ankles where the spatial peak SAR shall not exceed 4 W/kg, as averaged over any 10 grams of tissue (defined as a tissue volume in the shape of a cube). General Population/Uncontrolled limits apply when the general public may be exposed, or when persons that are exposed as a consequence of their employment may not be fully aware of the potential for exposure or do not

Unless otherwise stated the results shown in this test report refer only to the sample(s) tested and such sample(s) are retained for 90 days only.
除非另有說明，此報告結果僅對測試之樣品負責，同時此樣品僅保留90天。本報告未經本公司書面許可，不可部份複製。

This document is issued by the Company subject to its General Conditions of Service printed overleaf, available on request or accessible at <http://www.sgs.com.tw/Terms-and-Conditions> and for electronic format documents, subject to Terms and Conditions for Electronic Documents at <http://www.sgs.com.tw/Terms-and-Conditions>. Attention is drawn to the limitation of liability, indemnification and jurisdiction issues defined therein. Any holder of this document is advised that information contained hereon reflects the Company's findings at the time of its intervention only and within the limits of Client's instructions, if any. The Company's sole responsibility is to its Client and this document does not exonerate parties to a transaction from exercising all their rights and obligations under the transaction documents. This document cannot be reproduced except in full, without prior written approval of the Company. Any unauthorized alteration, forgery or falsification of the content or appearance of this document is unlawful and offenders may be prosecuted to the fullest extent of the law.

exercise control over their exposure. Warning labels placed on consumer devices such as cellular telephones will not be sufficient reason to allow these devices to be evaluated subject to limits for occupational/controlled exposure in paragraph (d)(1) of this section. (Table 4.)

Human Exposure	Uncontrolled Environment General Population	Controlled Environment Occupational
Spatial Peak SAR (Brain)	1.60 W/kg	8.00 W/kg
Spatial Average SAR (Whole Body)	0.08 W/kg	0.40 W/kg
Spatial Peak SAR (Hands/Feet/Ankle/Wrist)	4.00 W/kg	20.00 W/kg

Table 4. RF exposure limits

Notes:

1. Uncontrolled environments are defined as locations where there is potential exposure of individuals who have no knowledge or control of their potential exposure.
2. Controlled environments are defined as locations where there is potential exposure of individuals who have knowledge of their potential exposure and can exercise control over their exposure.

Unless otherwise stated the results shown in this test report refer only to the sample(s) tested and such sample(s) are retained for 90 days only.
除非另有說明，此報告結果僅對測試之樣品負責，同時此樣品僅保留90天。本報告未經本公司書面許可，不可部份複製。

This document is issued by the Company subject to its General Conditions of Service printed overleaf, available on request or accessible at <http://www.sgs.com.tw/Terms-and-Conditions> and for electronic format documents, subject to Terms and Conditions for Electronic Documents at <http://www.sgs.com.tw/Terms-and-Conditions>. Attention is drawn to the limitation of liability, indemnification and jurisdiction issues defined therein. Any holder of this document is advised that information contained hereon reflects the Company's findings at the time of its intervention only and within the limits of Client's instructions, if any. The Company's sole responsibility is to its Client and this document does not exonerate parties to a transaction from exercising all their rights and obligations under the transaction documents. This document cannot be reproduced except in full, without prior written approval of the Company. Any unauthorized alteration, forgery or falsification of the content or appearance of this document is unlawful and offenders may be prosecuted to the fullest extent of the law.

2. Summary of Results

2.1 Decision rules

Reported measurement data comply with IEEE 1528-2013:

Determining compliance shall be based on the results of the compliance measurement, not taking into account measurement instrumentation uncertainty.

2.2 Summary of Results

Tablet mode

WLAN Main Antenna

Mode	Position	Distance (mm)	CH	Freq. (MHz)	Max. Rated Avg. Power + Max. Tolerance (dBm)	Measured Avg. Power (dBm)	Duty cycle scaling	Power scaling	Averaged SAR over 1g (W/kg)		Plot page
									Measured	Reported	
WLAN 802.11b	Back Surface	0	1	2412	14.50	14.48	1.010	100.46%	0.570	0.578	64
	Back Surface	0	6	2437	14.50	14.47	1.010	100.69%	0.785	0.798	
	Back Surface	0	11	2462	14.50	14.45	1.010	101.16%	0.801	0.818	
	Back Surface*	0	11	2462	14.50	14.45	1.010	101.16%	0.792	0.809	
	Top Edge	0	1	2412	14.50	14.48	1.010	100.46%	0.011	0.011	
	Bottom Edge	0	1	2412	14.50	14.48	1.010	100.46%	0.001	0.001	
	Left Edge	0	1	2412	14.50	14.48	1.010	100.46%	0.240	0.244	
WLAN 802.11ac(160M) 5.2G	Back Surface	0	50	5250	11.50	11.42	1.016	101.86%	0.659	0.682	65
	Top Edge	0	50	5250	11.50	11.42	1.016	101.86%	0.011	0.011	
	Bottom Edge	0	50	5250	11.50	11.42	1.016	101.86%	0.001	0.001	
	Left Edge	0	50	5250	11.50	11.42	1.016	101.86%	0.215	0.223	
WLAN 802.11ac(80M) 5.3G	Back Surface	0	58	5290	10.50	10.48	1.020	100.46%	0.640	0.656	66
	Top Edge	0	58	5290	10.50	10.48	1.020	100.46%	0.014	0.014	
	Bottom Edge	0	58	5290	10.50	10.48	1.020	100.46%	0.001	0.001	
	Left Edge	0	58	5290	10.50	10.48	1.020	100.46%	0.154	0.158	
WLAN 802.11ac(80M) 5.6G	Back Surface	0	138	5690	10.50	10.49	1.020	100.23%	0.587	0.600	67
	Top Edge	0	138	5690	10.50	10.49	1.020	100.23%	0.017	0.017	
	Bottom Edge	0	138	5690	10.50	10.49	1.020	100.23%	0.001	0.001	
	Left Edge	0	138	5690	10.50	10.49	1.020	100.23%	0.093	0.095	
WLAN 802.11ac(160M) 5.6G	Back Surface	0	114	5570	10.50	10.47	1.016	100.69%	0.609	0.623	68
	Top Edge	0	114	5570	10.50	10.47	1.016	100.69%	0.017	0.017	
	Bottom Edge	0	114	5570	10.50	10.47	1.016	100.69%	0.001	0.001	
	Left Edge	0	114	5570	10.50	10.47	1.016	100.69%	0.098	0.100	
WLAN 802.11ac(80M) 5.8G	Back Surface	0	155	5775	10.00	9.99	1.020	100.23%	0.589	0.602	69
	Top Edge	0	155	5775	10.00	9.99	1.020	100.23%	0.023	0.024	
	Bottom Edge	0	155	5775	10.00	9.99	1.020	100.23%	0.001	0.001	
	Left Edge	0	155	5775	10.00	9.99	1.020	100.23%	0.070	0.072	

* - repeated at the highest SAR measurement according to the KDB 865664 D01

Unless otherwise stated the results shown in this test report refer only to the sample(s) tested and such sample(s) are retained for 90 days only.
除非另有說明，此報告結果僅對測試之樣品負責，同時此樣品僅保留90天。本報告未經本公司書面許可，不可部份複製。

This document is issued by the Company subject to its General Conditions of Service printed overleaf, available on request or accessible at <http://www.sgs.com.tw/Terms-and-Conditions> and for electronic format documents, subject to Terms and Conditions for Electronic Documents at <http://www.sgs.com.tw/Terms-and-Conditions>. Attention is drawn to the limitation of liability, indemnification and jurisdiction issues defined therein. Any holder of this document is advised that information contained hereon reflects the Company's findings at the time of its intervention only and within the limits of Client's instructions, if any. The Company's sole responsibility is to its Client and this document does not exonerate parties to a transaction from exercising all their rights and obligations under the transaction documents. This document cannot be reproduced except in full, without prior written approval of the Company. Any unauthorized alteration, forgery or falsification of the content or appearance of this document is unlawful and offenders may be prosecuted to the fullest extent of the law.

WLAN Aux Antenna

Mode	Position	Distance (mm)	CH	Freq. (MHz)	Max. Rated Avg. Power + Max. Tolerance (dBm)	Measured Avg. Power (dBm)	Duty cycle scaling	Power scaling	Averaged SAR over 1g (W/kg)		Plot page
									Measured	Reported	
WLAN 802.11b	Back Surface	0	1	2412	19.00	18.90	1.010	102.33%	0.457	0.472	70
	Back Surface	0	6	2437	20.00	19.97	1.010	100.69%	0.492	0.500	
	Back Surface	0	11	2462	20.00	19.98	1.010	100.46%	0.491	0.498	
	Top Edge	0	11	2462	20.00	19.98	1.010	100.46%	0.005	0.005	
	Bottom Edge	0	11	2462	20.00	19.98	1.010	100.46%	0.003	0.003	
	Right Edge	0	11	2462	20.00	19.98	1.010	100.46%	0.129	0.131	
Bluetooth (GFSK)	Back Surface	0	78	2480	10.50	8.86	1.299	145.88%	0.020	0.038	71
	Top Edge	0	78	2480	10.50	8.86	1.299	145.88%	0.003	0.006	
	Bottom Edge	0	78	2480	10.50	8.86	1.299	145.88%	0.003	0.006	
	Right Edge	0	78	2480	10.50	8.86	1.299	145.88%	0.004	0.008	
	Back Surface	0	50	5250	14.00	13.91	1.016	102.09%	0.729	0.756	
	Top Edge	0	50	5250	14.00	13.91	1.016	102.09%	0.024	0.025	
WLAN 802.11ac(160M) 5.2G	Bottom Edge	0	50	5250	14.00	13.91	1.016	102.09%	0.007	0.007	72
	Right Edge	0	50	5250	14.00	13.91	1.016	102.09%	0.247	0.256	
	Back Surface	0	58	5290	14.00	13.91	1.020	102.09%	0.605	0.630	
	Top Edge	0	58	5290	14.00	13.91	1.020	102.09%	0.026	0.027	
	Bottom Edge	0	58	5290	14.00	13.91	1.020	102.09%	0.001	0.001	
	Right Edge	0	58	5290	14.00	13.91	1.020	102.09%	0.273	0.284	
WLAN 802.11ac(80M) 5.3G	Back Surface	0	138	5690	10.50	10.48	1.020	100.46%	0.339	0.347	74
	Top Edge	0	138	5690	10.50	10.48	1.020	100.46%	0.022	0.023	
	Bottom Edge	0	138	5690	10.50	10.48	1.020	100.46%	0.006	0.006	
	Right Edge	0	138	5690	10.50	10.48	1.020	100.46%	0.112	0.115	
	Back Surface	0	114	5570	10.50	10.47	1.016	100.69%	0.351	0.359	
	Top Edge	0	114	5570	10.50	10.47	1.016	100.69%	0.024	0.025	
WLAN 802.11ac(160M) 5.6G	Bottom Edge	0	114	5570	10.50	10.47	1.016	100.69%	0.007	0.007	75
	Right Edge	0	114	5570	10.50	10.47	1.016	100.69%	0.137	0.140	
	Back Surface	0	155	5775	12.50	12.49	1.020	100.23%	0.759	0.776	
	Top Edge	0	155	5775	12.50	12.49	1.020	100.23%	0.019	0.019	
	Bottom Edge	0	155	5775	12.50	12.49	1.020	100.23%	0.001	0.001	
	Right Edge	0	155	5775	12.50	12.49	1.020	100.23%	0.266	0.272	

Unless otherwise stated the results shown in this test report refer only to the sample(s) tested and such sample(s) are retained for 90 days only.

除非另有說明，此報告結果僅對測試之樣品負責，同時此樣品僅保留90天。本報告未經本公司書面許可，不可部份複製。

This document is issued by the Company subject to its General Conditions of Service printed overleaf, available on request or accessible at <http://www.sgs.com.tw/Terms-and-Conditions> and for electronic format documents, subject to Terms and Conditions for Electronic Documents at <http://www.sgs.com.tw/Terms-and-Conditions>. Attention is drawn to the limitation of liability, indemnification and jurisdiction issues defined therein. Any holder of this document is advised that information contained hereon reflects the Company's findings at the time of its intervention only and within the limits of Client's instructions, if any. The Company's sole responsibility is to its Client and this document does not exonerate parties to a transaction from exercising all their rights and obligations under the transaction documents. This document cannot be reproduced except in full, without prior written approval of the Company. Any unauthorized alteration, forgery or falsification of the content or appearance of this document is unlawful and offenders may be prosecuted to the fullest extent of the law.

SGS Taiwan Ltd.

No.134,Wu Kung Road, New Taipei Industrial Park, Wuku District, New Taipei City, Taiwan/新北市五股區新北產業園區五工路 134 號

台灣檢驗科技股份有限公司

t (886-2) 2299-3279

f (886-2) 2298-0488

www.sgs.com.tw

Member of SGS Group

Notebook mode

WLAN Main Antenna

Mode	Position	Distance (mm)	CH	Freq. (MHz)	Max. Rated Avg. Power + Max. Tolerance (dBm)	Measured Avg. Power (dBm)	Duty cycle scaling	Power scaling	Averaged SAR over 1g (W/kg)		Plot page
									Measured	Reported	
WLAN 802.11b	Bottom Surface	0	1	2412	19.50	19.43	1.010	101.62%	0.146	0.150	77
	Bottom Surface	0	6	2437	20.50	20.42	1.010	101.86%	0.170	0.175	
	Bottom Surface	0	11	2462	19.50	19.45	1.010	101.16%	0.155	0.158	
WLAN 802.11n(40M) 5.2G	Bottom Surface	0	46	5230	21.00	20.97	1.033	100.69%	0.370	0.385	78
WLAN 802.11a 5.3G	Bottom Surface	0	52	5260	21.00	20.98	1.017	100.46%	0.409	0.418	79
WLAN 802.11ac(80M) 5.6G	Bottom Surface	0	138	5690	21.00	20.99	1.020	100.23%	0.477	0.488	80
WLAN 802.11n(40M) 5.8G	Bottom Surface	0	151	5755	21.00	20.96	1.033	100.93%	0.613	0.639	81
	Bottom Surface	0	159	5795	21.00	20.95	1.033	101.16%	0.586	0.612	

WLAN Aux Antenna

Mode	Position	Distance (mm)	CH	Freq. (MHz)	Max. Rated Avg. Power + Max. Tolerance (dBm)	Measured Avg. Power (dBm)	Duty cycle scaling	Power scaling	Averaged SAR over 1g (W/kg)		Plot page
									Measured	Reported	
WLAN 802.11b	Bottom Surface	0	1	2412	19.00	18.89	1.010	102.57%	0.028	0.029	82
	Bottom Surface	0	6	2437	21.00	20.42	1.010	114.29%	0.033	0.038	
	Bottom Surface	0	11	2462	20.00	19.98	1.010	100.46%	0.030	0.030	
Bluetooth (GFSK)	Bottom Surface	0	78	2480	10.50	8.86	1.299	145.88%	0.003	0.006	83
WLAN 802.11n(40M) 5.2G	Bottom Surface	0	46	5230	21.00	20.98	1.033	100.46%	0.479	0.497	84
WLAN 802.11a 5.3G	Bottom Surface	0	52	5260	21.00	20.97	1.017	100.69%	0.475	0.486	85
WLAN 802.11ac(80M) 5.6G	Bottom Surface	0	138	5690	21.00	20.96	1.020	100.93%	0.389	0.400	86
WLAN 802.11a 5.8G	Bottom Surface	0	149	5745	21.00	20.88	1.017	102.80%	0.827	0.865	87
	Bottom Surface	0	157	5785	21.00	20.89	1.017	102.57%	0.788	0.822	
WLAN 802.11n(40M) 5.8G	Bottom Surface	0	151	5755	21.00	20.90	1.033	102.33%	0.756	0.799	88
	Bottom Surface	0	159	5795	21.00	20.98	1.033	100.46%	0.876	0.909	
	Bottom Surface*	0	159	5795	21.00	20.98	1.033	100.46%	0.866	0.899	

* - repeated at the highest SAR measurement according to the KDB 865664 D01

Note:

$$\text{Scaling} = \frac{\text{reported SAR}}{\text{measured SAR}} = \frac{P_2(\text{mW})}{P_1(\text{mW})} = 10^{\left(\frac{P_2 - P_1}{10}\right)} (\text{dBm})$$

$$\text{Reported SAR} = \text{measured SAR} * (\text{scaling})$$

Where P2 is maximum specified power, P1 is measured conducted power

2.3 Reporting statements of conformity

The conformity statement in this report is based solely on the test results, measurement uncertainty is excluded.

Unless otherwise stated the results shown in this test report refer only to the sample(s) tested and such sample(s) are retained for 90 days only.
除非另有說明，此報告結果僅對測試之樣品負責，同時此樣品僅保留90天。本報告未經本公司書面許可，不可部份複製。

This document is issued by the Company subject to its General Conditions of Service printed overleaf, available on request or accessible at <http://www.sgs.com.tw/Terms-and-Conditions> and for electronic format documents, subject to Terms and Conditions for Electronic Documents at <http://www.sgs.com.tw/Terms-and-Conditions>. Attention is drawn to the limitation of liability, indemnification and jurisdiction issues defined therein. Any holder of this document is advised that information contained hereon reflects the Company's findings at the time of its intervention only and within the limits of Client's instructions, if any. The Company's sole responsibility is to its Client and this document does not exonerate parties to a transaction from exercising all their rights and obligations under the transaction documents. This document cannot be reproduced except in full, without prior written approval of the Company. Any unauthorized alteration, forgery or falsification of the content or appearance of this document is unlawful and offenders may be prosecuted to the fullest extent of the law.

SGS Taiwan Ltd.

No.134,Wu Kung Road, New Taipei Industrial Park, Wuku District, New Taipei City, Taiwan/新北市五股區新北產業園區五工路 134 號

台灣檢驗科技股份有限公司

t (886-2) 2299-3279

f (886-2) 2298-0488

www.sgs.com.tw

Member of SGS Group

3. Simultaneous Transmission Analysis

Simultaneous Transmission Scenarios:

Simultaneous Transmit Configurations	Body
2.4GHz WLAN MIMO	Yes
5GHz WLAN MIMO	Yes
BT + 2.4GHz WLAN Main	Yes
BT + 5GHz WLAN Main	Yes
BT + 5GHz WLAN MIMO	Yes
<p>Note:</p> <ol style="list-style-type: none"> 1. Bluetooth and WLAN Aux share the same antenna path, and BT can transmit with WLAN Main simultaneously. 2. For 2.4/5GHz WLAN Main and Aux antennas, the maximum output power of each antenna during simultaneous transmission is the same with (or less than) that used in standalone transmission, and we used the sum of 1-g SAR provision in KDB447498D01 to exclude the simultaneous transmitted SAR measurement. 	

Unless otherwise stated the results shown in this test report refer only to the sample(s) tested and such sample(s) are retained for 90 days only.
除非另有說明，此報告結果僅對測試之樣品負責，同時此樣品僅保留90天。本報告未經本公司書面許可，不可部份複製。

This document is issued by the Company subject to its General Conditions of Service printed overleaf, available on request or accessible at <http://www.sgs.com.tw/Terms-and-Conditions> and for electronic format documents, subject to Terms and Conditions for Electronic Documents at <http://www.sgs.com.tw/Terms-and-Conditions>. Attention is drawn to the limitation of liability, indemnification and jurisdiction issues defined therein. Any holder of this document is advised that information contained hereon reflects the Company's findings at the time of its intervention only and within the limits of Client's instructions, if any. The Company's sole responsibility is to its Client and this document does not exonerate parties to a transaction from exercising all their rights and obligations under the transaction documents. This document cannot be reproduced except in full, without prior written approval of the Company. Any unauthorized alteration, forgery or falsification of the content or appearance of this document is unlawful and offenders may be prosecuted to the fullest extent of the law.

3.1 Estimated SAR calculation

According to KDB447498 D01v06 – When standalone SAR test exclusion applies to an antenna that transmits simultaneously with other antennas, the standalone SAR must be estimated according to following to determine simultaneous transmission SAR test exclusion:

$$\text{Estimated SAR} = \frac{\text{Max. tune up power (mW)}}{\text{Min. test separation distance(mm)}} \times \frac{\sqrt{f(\text{GHz})}}{7.5}$$

If the minimum test separation distance is < 5mm, a distance of 5mm is used for estimated SAR calculation. When the test separation distance is >50mm, the 0.4W/kg is used for SAR-1g.

3.2 SPLSR evaluation and analysis

Per KDB447498D01, when the sum of SAR is larger than the limit, SAR test exclusion is determined by the SAR sum to peak location separation ratio(SPLSR).

The simultaneous transmitting antennas in each operating mode and exposure condition combination must be considered one pair at a time to determine the SAR to peak location separation ratio to qualify for test exclusion.

The ratio is determined by **(SAR1 + SAR2)^{1.5}/Ri**, rounded to two decimal digits, and must be **≤ 0.04** for all antenna pairs in the configuration to qualify for 1-g SAR test exclusion.

SAR1 and SAR2 are the highest reported or estimated SAR for each antenna in the pair, and Ri is the separation distance between the peak SAR locations for the antenna pair in mm.

When standalone test exclusion applies, SAR is estimated; the peak location is assumed to be at the feed-point or geometric center of the antenna.

Unless otherwise stated the results shown in this test report refer only to the sample(s) tested and such sample(s) are retained for 90 days only.
除非另有說明，此報告結果僅對測試之樣品負責，同時此樣品僅保留90天。本報告未經本公司書面許可，不可部份複製。

This document is issued by the Company subject to its General Conditions of Service printed overleaf, available on request or accessible at <http://www.sgs.com.tw/Terms-and-Conditions> and for electronic format documents, subject to Terms and Conditions for Electronic Documents at <http://www.sgs.com.tw/Terms-and-Conditions>. Attention is drawn to the limitation of liability, indemnification and jurisdiction issues defined therein. Any holder of this document is advised that information contained hereon reflects the Company's findings at the time of its intervention only and within the limits of Client's instructions, if any. The Company's sole responsibility is to its Client and this document does not exonerate parties to a transaction from exercising all their rights and obligations under the transaction documents. This document cannot be reproduced except in full, without prior written approval of the Company. Any unauthorized alteration, forgery or falsification of the content or appearance of this document is unlawful and offenders may be prosecuted to the fullest extent of the law.

SGS Taiwan Ltd.

No.134,Wu Kung Road, New Taipei Industrial Park, Wuku District, New Taipei City, Taiwan/新北市五股區新北產業園區五工路 134 號

台灣檢驗科技股份有限公司

t (886-2) 2299-3279

f (886-2) 2298-0488

www.sgs.com.tw

Member of SGS Group

Tablet mode

		Reported SAR					Scenario 1	Scenario 2	Scenario 3	Scenario 4	Scenario 5
		2	3	4	5	7	2+3	4+5	2+7	4+7	4+5+7
Exposure Position		2.4GHz WLAN Main	2.4GHz WLAN Aux	5GHz WLAN Main	5GHz WLAN Aux	Bluetooth Aux	Summed	Summed	Summed	Summed	Summed
		1g SAR (W/kg)	1g SAR (W/kg)	1g SAR (W/kg)	1g SAR (W/kg)	Estimated 1g SAR (W/kg)	1g SAR (W/kg)	1g SAR (W/kg)	1g SAR (W/kg)	1g SAR (W/kg)	1g SAR (W/kg)
Bottom Edge	0	0.001	0.003	0.001	0.007	0.006	0.004	0.008	0.007	0.007	0.014
Back Surface	0	0.818	0.500	0.682	0.776	0.038	1.318	1.458	0.856	0.720	1.496
Top Edge	0	0.011	0.005	0.024	0.027	0.006	0.016	0.051	0.017	0.030	0.057
Bottom Edge	0	0.001	0.003	0.001	0.007	0.006	0.004	0.008	0.007	0.007	0.014
Left Edge	0	0.244	0.000	0.223	0.000	0.000	0.244	0.223	0.244	0.223	0.223
Right Edge	0	0.000	0.131	0.000	0.284	0.008	0.131	0.284	0.008	0.008	0.292

Notebook mode

		Reported SAR					Scenario 1	Scenario 2	Scenario 3	Scenario 4	Scenario 5
		2	3	4	5	7	2+3	4+5	2+7	4+7	4+5+7
Exposure Position		2.4GHz WLAN Main	2.4GHz WLAN Aux	5GHz WLAN Main	5GHz WLAN Aux	Bluetooth Aux	Summed	Summed	Summed	Summed	Summed
		1g SAR (W/kg)	1g SAR (W/kg)	1g SAR (W/kg)	1g SAR (W/kg)	Estimated 1g SAR (W/kg)	1g SAR (W/kg)	1g SAR (W/kg)	1g SAR (W/kg)	1g SAR (W/kg)	1g SAR (W/kg)
Bottom Surface	0	0.175	0.038	0.639	0.909	0.006	0.213	1.548	0.181	0.645	1.554

Unless otherwise stated the results shown in this test report refer only to the sample(s) tested and such sample(s) are retained for 90 days only.
除非另有說明，此報告結果僅對測試之樣品負責，同時此樣品僅保留90天。本報告未經本公司書面許可，不可部份複製。

This document is issued by the Company subject to its General Conditions of Service printed overleaf, available on request or accessible at <http://www.sgs.com.tw/Terms-and-Conditions> and for electronic format documents, subject to Terms and Conditions for Electronic Documents at <http://www.sgs.com.tw/Terms-and-Conditions>. Attention is drawn to the limitation of liability, indemnification and jurisdiction issues defined therein. Any holder of this document is advised that information contained hereon reflects the Company's findings at the time of its intervention only and within the limits of Client's instructions, if any. The Company's sole responsibility is to its Client and this document does not exonerate parties to a transaction from exercising all their rights and obligations under the transaction documents. This document cannot be reproduced except in full, without prior written approval of the Company. Any unauthorized alteration, forgery or falsification of the content or appearance of this document is unlawful and offenders may be prosecuted to the fullest extent of the law.

4. Instruments List

Manufacturer	Device	Type	Serial number	Date of last calibration	Date of next calibration
SPEAG	Dosimetric E-Field Probe	EX3DV4	7466	Jan.29,2021	Jan.28,2022
SPEAG	System Validation Dipole	D2450V2	727	Apr.14,2021	Apr.13,2022
		D5GHzV2	1023	Jan.26,2021	Jan.25,2022
SPEAG	Data acquisition Electronics	DAE4	877	Mar.22,2021	Mar.21,2022
SPEAG	Software	DASY 52 52.10.4	N/A	Calibration not required	Calibration not required
SPEAG	Phantom	ELI	N/A	Calibration not required	Calibration not required
SPEAG	Dielectric Assessment Kit	DAKS-3.5	1053	Feb.17,2021	Feb.16,2022
Agilent	Dual-directional coupler	772D	MY52180142	Oct.06,2020	Oct.05,2021
		778D	MY52180302	Oct.06,2020	Oct.05,2021
Agilent	Signal Generator	N5181A	MY50145142	Dec.27,2020	Dec.26,2021
Agilent	Power Meter	E4417A	MY51410006	Mar.23,2021	Mar.22,2022
Agilent	Power Sensor	E9301H	MY51470001	Mar.23,2021	Mar.22,2022
			MY51470002	Mar.23,2021	Mar.22,2022
TECPEL	Digital thermometer	DTM-303A	TP130074	Apr.26,2021	Apr.25,2022

Unless otherwise stated the results shown in this test report refer only to the sample(s) tested and such sample(s) are retained for 90 days only.
 除非另有說明，此報告結果僅對測試之樣品負責，同時此樣品僅保留90天。本報告未經本公司書面許可，不可部份複製。

This document is issued by the Company subject to its General Conditions of Service printed overleaf, available on request or accessible at <http://www.sgs.com.tw/Terms-and-Conditions>, and for electronic format documents, subject to Terms and Conditions for Electronic Documents at <http://www.sgs.com.tw/Terms-and-Conditions>. Attention is drawn to the limitation of liability, indemnification and jurisdiction issues defined therein. Any holder of this document is advised that information contained hereon reflects the Company's findings at the time of its intervention only and within the limits of Client's instructions, if any. The Company's sole responsibility is to its Client and this document does not exonerate parties to a transaction from exercising all their rights and obligations under the transaction documents. This document cannot be reproduced except in full, without prior written approval of the Company. Any unauthorized alteration, forgery or falsification of the content or appearance of this document is unlawful and offenders may be prosecuted to the fullest extent of the law.

5. Measurements

Date: 2021/7/17

Report No. : ES/2021/60004**WLAN 802.11b_Body_Back Surface_CH 11_Main_0mm**

Communication System: WLAN; Frequency: 2462 MHz; Duty Cycle: 1:1.010

Medium parameters used: $f = 2462 \text{ MHz}$; $\sigma = 1.807 \text{ S/m}$; $\epsilon_r = 38.934$; $\rho = 1000 \text{ kg/m}^3$

Phantom section: Flat Section


Ambient temperature: 22.4°C ; Liquid temperature: 22.6°C

DASY5 Configuration:

- Probe: EX3DV4 - SN7466; ConvF(8.08, 8.08, 8.08); Calibrated: 2021/01/29
- Sensor-Surface: 2mm (Mechanical Surface Detection)
- Electronics: DAE4 Sn877; Calibrated: 2021/03/22
- Phantom: ELI
- DASY52 52.10.4(1527); SEMCAD X 14.6.14(7483)

Area Scan (101x101x1): Interpolated grid: $dx=12 \text{ mm}$, $dy=12 \text{ mm}$ Maximum value of SAR (interpolated) = 1.44 W/kg **Zoom Scan (7x7x7)/Cube 0:** Measurement grid: $dx=5\text{mm}$, $dy=5\text{mm}$, $dz=5\text{mm}$ Reference Value = 1.382 V/m ; Power Drift = 0.16 dB Peak SAR (extrapolated) = 2.01 W/kg **SAR(1 g) = 0.801 W/kg ; SAR(10 g) = 0.356 W/kg** Smallest distance from peaks to all points 3 dB below = 9.3 mm

Ratio of SAR at M2 to SAR at M1 = 45%

Maximum value of SAR (measured) = 1.27 W/kg  $0 \text{ dB} = 1.27 \text{ W/kg} = 1.05 \text{ dBW/kg}$

Unless otherwise stated the results shown in this test report refer only to the sample(s) tested and such sample(s) are retained for 90 days only.
除非另有說明，此報告結果僅對測試之樣品負責，同時此樣品僅保留90天。本報告未經本公司書面許可，不可部份複製。

This document is issued by the Company subject to its General Conditions of Service printed overleaf, available on request or accessible at <http://www.sgs.com.tw/Terms-and-Conditions> and for electronic format documents, subject to Terms and Conditions for Electronic Documents at <http://www.sgs.com.tw/Terms-and-Conditions>. Attention is drawn to the limitation of liability, indemnification and jurisdiction issues defined therein. Any holder of this document is advised that information contained hereon reflects the Company's findings at the time of its intervention only and within the limits of Client's instructions, if any. The Company's sole responsibility is to its Client and this document does not exonerate parties to a transaction from exercising all their rights and obligations under the transaction documents. This document cannot be reproduced except in full, without prior written approval of the Company. Any unauthorized alteration, forgery or falsification of the content or appearance of this document is unlawful and offenders may be prosecuted to the fullest extent of the law.

SGS Taiwan Ltd.

No.134,Wu Kung Road, New Taipei Industrial Park, Wuku District, New Taipei City, Taiwan/新北市五股區新北產業園區五工路 134 號

台灣檢驗科技股份有限公司

t (886-2) 2299-3279

f (886-2) 2298-0488

www.sgs.com.tw

Member of SGS Group

Date: 2021/7/19

Report No. :ES/2021/60004

WLAN 802.11ac(160M) 5.2G_Body_Back Surface_CH 50_Main_0mm

Communication System: WLAN; Frequency: 5250 MHz; Duty Cycle: 1:1.016

Medium parameters used: $f = 5250 \text{ MHz}$; $\sigma = 4.648 \text{ S/m}$; $\epsilon_r = 35.429$; $\rho = 1000 \text{ kg/m}^3$

Phantom section: Flat Section

Ambient temperature: 22.4°C ; Liquid temperature: 22.9°C

DASY5 Configuration:

- Probe: EX3DV4 - SN7466; ConvF(5.6, 5.6, 5.6); Calibrated: 2021/01/29
- Sensor-Surface: 2mm (Mechanical Surface Detection)
- Electronics: DAE4 Sn877; Calibrated: 2021/03/22
- Phantom: ELI
- DASY52 52.10.4(1527); SEMCAD X 14.6.14(7483)

Area Scan (121x121x1): Interpolated grid: $dx=10 \text{ mm}$, $dy=10 \text{ mm}$

Maximum value of SAR (interpolated) = 1.64 W/kg

Zoom Scan (7x7x12)/Cube 0: Measurement grid: $dx=4\text{mm}$, $dy=4\text{mm}$, $dz=2\text{mm}$

Reference Value = 0.8680 V/m ; Power Drift = 0.12 dB


Peak SAR (extrapolated) = 2.81 W/kg

SAR(1 g) = 0.659 W/kg ; SAR(10 g) = 0.277 W/kg

Smallest distance from peaks to all points 3 dB below = 11.7 mm

Ratio of SAR at M2 to SAR at M1 = 55.4%

Maximum value of SAR (measured) = 1.33 W/kg



$0 \text{ dB} = 1.33 \text{ W/kg} = 1.23 \text{ dBW/kg}$

Unless otherwise stated the results shown in this test report refer only to the sample(s) tested and such sample(s) are retained for 90 days only.
除非另有說明，此報告結果僅對測試之樣品負責，同時此樣品僅保留90天。本報告未經本公司書面許可，不可部份複製。

This document is issued by the Company subject to its General Conditions of Service printed overleaf, available on request or accessible at <http://www.sgs.com.tw/Terms-and-Conditions> and for electronic format documents, subject to Terms and Conditions for Electronic Documents at <http://www.sgs.com.tw/Terms-and-Conditions>. Attention is drawn to the limitation of liability, indemnification and jurisdiction issues defined therein. Any holder of this document is advised that information contained hereon reflects the Company's findings at the time of its intervention only and within the limits of Client's instructions, if any. The Company's sole responsibility is to its Client and this document does not exonerate parties to a transaction from exercising all their rights and obligations under the transaction documents. This document cannot be reproduced except in full, without prior written approval of the Company. Any unauthorized alteration, forgery or falsification of the content or appearance of this document is unlawful and offenders may be prosecuted to the fullest extent of the law.

SGS Taiwan Ltd.

No.134,Wu Kung Road, New Taipei Industrial Park, Wuku District, New Taipei City, Taiwan/新北市五股區新北產業園區五工路 134 號

台灣檢驗科技股份有限公司

t (886-2) 2299-3279

f (886-2) 2298-0488

www.sgs.com.tw

Member of SGS Group

Date: 2021/7/20

Report No. :ES/2021/60004

WLAN 802.11ac(80M) 5.3G_Body_Back Surface_CH 58_Main_0mm

Communication System: WLAN; Frequency: 5290 MHz; Duty Cycle: 1:1.020

Medium parameters used: $f = 5290 \text{ MHz}$; $\sigma = 4.69 \text{ S/m}$; $\epsilon_r = 35.373$; $\rho = 1000 \text{ kg/m}^3$

Phantom section: Flat Section

Ambient temperature: 22.4°C ; Liquid temperature: 22.7°C

DASY5 Configuration:

- Probe: EX3DV4 - SN7466; ConvF(5.5, 5.5, 5.5); Calibrated: 2021/01/29
- Sensor-Surface: 2mm (Mechanical Surface Detection)
- Electronics: DAE4 Sn877; Calibrated: 2021/03/22
- Phantom: ELI
- DASY52 52.10.4(1527); SEMCAD X 14.6.14(7483)

Area Scan (121x121x1): Interpolated grid: $dx=10 \text{ mm}$, $dy=10 \text{ mm}$

Maximum value of SAR (interpolated) = 1.54 W/kg

Zoom Scan (7x7x12)/Cube 0: Measurement grid: $dx=4\text{mm}$, $dy=4\text{mm}$, $dz=2\text{mm}$

Reference Value = 1.118 V/m ; Power Drift = 0.14 dB


Peak SAR (extrapolated) = 2.83 W/kg

SAR(1 g) = 0.640 W/kg ; SAR(10 g) = 0.242 W/kg

Smallest distance from peaks to all points 3 dB below = 11.5 mm

Ratio of SAR at M2 to SAR at M1 = 51.6%

Maximum value of SAR (measured) = 1.32 W/kg



$0 \text{ dB} = 1.32 \text{ W/kg} = 1.20 \text{ dBW/kg}$

Unless otherwise stated the results shown in this test report refer only to the sample(s) tested and such sample(s) are retained for 90 days only.
除非另有說明，此報告結果僅對測試之樣品負責，同時此樣品僅保留90天。本報告未經本公司書面許可，不可部份複製。

This document is issued by the Company subject to its General Conditions of Service printed overleaf, available on request or accessible at <http://www.sgs.com.tw/Terms-and-Conditions> and for electronic format documents, subject to Terms and Conditions for Electronic Documents at <http://www.sgs.com.tw/Terms-and-Conditions>. Attention is drawn to the limitation of liability, indemnification and jurisdiction issues defined therein. Any holder of this document is advised that information contained hereon reflects the Company's findings at the time of its intervention only and within the limits of Client's instructions, if any. The Company's sole responsibility is to its Client and this document does not exonerate parties to a transaction from exercising all their rights and obligations under the transaction documents. This document cannot be reproduced except in full, without prior written approval of the Company. Any unauthorized alteration, forgery or falsification of the content or appearance of this document is unlawful and offenders may be prosecuted to the fullest extent of the law.

SGS Taiwan Ltd.

No.134,Wu Kung Road, New Taipei Industrial Park, Wuku District, New Taipei City, Taiwan/新北市五股區新北產業園區五工路 134 號

台灣檢驗科技股份有限公司

t (886-2) 2299-3279

f (886-2) 2298-0488

www.sgs.com.tw

Member of SGS Group

Date: 2021/7/21

Report No. :ES/2021/60004

WLAN 802.11ac(80M) 5.6G_Body_Back Surface_CH 138_Main_0mm

Communication System: WLAN; Frequency: 5690 MHz; Duty Cycle: 1:1

Medium parameters used: $f = 5690 \text{ MHz}$; $\sigma = 5.096 \text{ S/m}$; $\epsilon_r = 34.926$; $\rho = 1000 \text{ kg/m}^3$

Phantom section: Flat Section

Ambient temperature: 22.3°C ; Liquid temperature: 22.7°C

DASY5 Configuration:

- Probe: EX3DV4 - SN7466; ConvF(5.04, 5.04, 5.04); Calibrated: 2021/01/29
- Sensor-Surface: 2mm (Mechanical Surface Detection)
- Electronics: DAE4 Sn877; Calibrated: 2021/03/22
- Phantom: ELI
- DASY52 52.10.4(1527); SEMCAD X 14.6.14(7483)

Area Scan (121x121x1): Interpolated grid: $dx=10 \text{ mm}$, $dy=10 \text{ mm}$

Maximum value of SAR (interpolated) = 1.27 W/kg

Zoom Scan (7x7x12)/Cube 0: Measurement grid: $dx=4\text{mm}$, $dy=4\text{mm}$, $dz=2\text{mm}$

Reference Value = 1.212 V/m ; Power Drift = 0.01 dB


Peak SAR (extrapolated) = 2.48 W/kg

SAR(1 g) = 0.587 W/kg ; SAR(10 g) = 0.200 W/kg

Smallest distance from peaks to all points 3 dB below = 11.6 mm

Ratio of SAR at M2 to SAR at M1 = 52.8%

Maximum value of SAR (measured) = 1.08 W/kg



0 dB = 1.08 W/kg = 0.33 dBW/kg

Unless otherwise stated the results shown in this test report refer only to the sample(s) tested and such sample(s) are retained for 90 days only.
除非另有說明，此報告結果僅對測試之樣品負責，同時此樣品僅保留90天。本報告未經本公司書面許可，不可部份複製。

This document is issued by the Company subject to its General Conditions of Service printed overleaf, available on request or accessible at <http://www.sgs.com.tw/Terms-and-Conditions> and for electronic format documents, subject to Terms and Conditions for Electronic Documents at <http://www.sgs.com.tw/Terms-and-Conditions>. Attention is drawn to the limitation of liability, indemnification and jurisdiction issues defined therein. Any holder of this document is advised that information contained hereon reflects the Company's findings at the time of its intervention only and within the limits of Client's instructions, if any. The Company's sole responsibility is to its Client and this document does not exonerate parties to a transaction from exercising all their rights and obligations under the transaction documents. This document cannot be reproduced except in full, without prior written approval of the Company. Any unauthorized alteration, forgery or falsification of the content or appearance of this document is unlawful and offenders may be prosecuted to the fullest extent of the law.

SGS Taiwan Ltd.

No.134,Wu Kung Road, New Taipei Industrial Park, Wuku District, New Taipei City, Taiwan/新北市五股區新北產業園區五工路 134 號

台灣檢驗科技股份有限公司

t (886-2) 2299-3279

f (886-2) 2298-0488

www.sgs.com.tw

Member of SGS Group

Date: 2021/7/21

Report No. :ES/2021/60004

WLAN 802.11ac(160M) 5.6G_Body_Back Surface_CH 114_Main_0mm

Communication System: WLAN; Frequency: 5570 MHz; Duty Cycle: 1:1.016

Medium parameters used: $f = 5570 \text{ MHz}$; $\sigma = 4.976 \text{ S/m}$; $\epsilon_r = 35.065$; $\rho = 1000 \text{ kg/m}^3$

Phantom section: Flat Section

Ambient temperature: 22.3°C ; Liquid temperature: 22.7°C

DASY5 Configuration:

- Probe: EX3DV4 - SN7466; ConvF(5.04, 5.04, 5.04); Calibrated: 2021/01/29
- Sensor-Surface: 2mm (Mechanical Surface Detection)
- Electronics: DAE4 Sn877; Calibrated: 2021/03/22
- Phantom: ELI
- DASY52 52.10.4(1527); SEMCAD X 14.6.14(7483)

Area Scan (121x121x1): Interpolated grid: $dx=10 \text{ mm}$, $dy=10 \text{ mm}$

Maximum value of SAR (interpolated) = 1.34 W/kg

Zoom Scan (7x7x12)/Cube 0: Measurement grid: $dx=4\text{mm}$, $dy=4\text{mm}$, $dz=2\text{mm}$

Reference Value = 1.212 V/m ; Power Drift = -0.11 dB


Peak SAR (extrapolated) = 2.62 W/kg

SAR(1 g) = 0.609 W/kg ; SAR(10 g) = 0.205 W/kg

Smallest distance from peaks to all points 3 dB below = 11.6 mm

Ratio of SAR at M2 to SAR at M1 = 52.8%

Maximum value of SAR (measured) = 1.15 W/kg



$0 \text{ dB} = 1.15 \text{ W/kg} = 0.60 \text{ dBW/kg}$

Unless otherwise stated the results shown in this test report refer only to the sample(s) tested and such sample(s) are retained for 90 days only.
除非另有說明，此報告結果僅對測試之樣品負責，同時此樣品僅保留90天。本報告未經本公司書面許可，不可部份複製。

This document is issued by the Company subject to its General Conditions of Service printed overleaf, available on request or accessible at <http://www.sgs.com.tw/Terms-and-Conditions> and for electronic format documents, subject to Terms and Conditions for Electronic Documents at <http://www.sgs.com.tw/Terms-and-Conditions>. Attention is drawn to the limitation of liability, indemnification and jurisdiction issues defined therein. Any holder of this document is advised that information contained hereon reflects the Company's findings at the time of its intervention only and within the limits of Client's instructions, if any. The Company's sole responsibility is to its Client and this document does not exonerate parties to a transaction from exercising all their rights and obligations under the transaction documents. This document cannot be reproduced except in full, without prior written approval of the Company. Any unauthorized alteration, forgery or falsification of the content or appearance of this document is unlawful and offenders may be prosecuted to the fullest extent of the law.

SGS Taiwan Ltd.

No.134,Wu Kung Road, New Taipei Industrial Park, Wuku District, New Taipei City, Taiwan/新北市五股區新北產業園區五工路 134 號

台灣檢驗科技股份有限公司

t (886-2) 2299-3279

f (886-2) 2298-0488

www.sgs.com.tw

Member of SGS Group

Date: 2021/7/22

Report No. :ES/2021/60004

WLAN 802.11ac(80M) 5.8G_Body_Back Surface_CH 155_Main_0mm

Communication System: WLAN; Frequency: 5775 MHz; Duty Cycle: 1:1.020

Medium parameters used: $f = 5775 \text{ MHz}$; $\sigma = 5.18 \text{ S/m}$; $\epsilon_r = 34.845$; $\rho = 1000 \text{ kg/m}^3$

Phantom section: Flat Section

Ambient temperature: 22.1°C ; Liquid temperature: 22.6°C

DASY5 Configuration:

- Probe: EX3DV4 - SN7466; ConvF(5.02, 5.02, 5.02); Calibrated: 2021/01/29
- Sensor-Surface: 2mm (Mechanical Surface Detection)
- Electronics: DAE4 Sn877; Calibrated: 2021/03/22
- Phantom: ELI
- DASY52 52.10.4(1527); SEMCAD X 14.6.14(7483)

Area Scan (121x121x1): Interpolated grid: $dx=10 \text{ mm}$, $dy=10 \text{ mm}$

Maximum value of SAR (interpolated) = 1.40 W/kg

Zoom Scan (7x7x12)/Cube 0: Measurement grid: $dx=4\text{mm}$, $dy=4\text{mm}$, $dz=2\text{mm}$

Reference Value = 1.095 V/m ; Power Drift = 0.11 dB


Peak SAR (extrapolated) = 2.50 W/kg

SAR(1 g) = 0.589 W/kg ; SAR(10 g) = 0.192 W/kg

Smallest distance from peaks to all points 3 dB below = 11.9 mm

Ratio of SAR at M2 to SAR at M1 = 53.2%

Maximum value of SAR (measured) = 1.15 W/kg



0 dB = 1.15 W/kg = 0.62 dBW/kg

Unless otherwise stated the results shown in this test report refer only to the sample(s) tested and such sample(s) are retained for 90 days only.
除非另有說明，此報告結果僅對測試之樣品負責，同時此樣品僅保留90天。本報告未經本公司書面許可，不可部份複製。

This document is issued by the Company subject to its General Conditions of Service printed overleaf, available on request or accessible at <http://www.sgs.com.tw/Terms-and-Conditions> and for electronic format documents, subject to Terms and Conditions for Electronic Documents at <http://www.sgs.com.tw/Terms-and-Conditions>. Attention is drawn to the limitation of liability, indemnification and jurisdiction issues defined therein. Any holder of this document is advised that information contained hereon reflects the Company's findings at the time of its intervention only and within the limits of Client's instructions, if any. The Company's sole responsibility is to its Client and this document does not exonerate parties to a transaction from exercising all their rights and obligations under the transaction documents. This document cannot be reproduced except in full, without prior written approval of the Company. Any unauthorized alteration, forgery or falsification of the content or appearance of this document is unlawful and offenders may be prosecuted to the fullest extent of the law.

SGS Taiwan Ltd.

No.134,Wu Kung Road, New Taipei Industrial Park, Wuku District, New Taipei City, Taiwan/新北市五股區新北產業園區五工路 134 號

台灣檢驗科技股份有限公司

t (886-2) 2299-3279

f (886-2) 2298-0488

www.sgs.com.tw

Member of SGS Group

Date: 2021/7/17

Report No. :ES/2021/60004

WLAN 802.11b_Body_Back Surface_CH 6_Aux_0mm

Communication System: WLAN; Frequency: 2437 MHz; Duty Cycle: 1:1.010

Medium parameters used: $f = 2437 \text{ MHz}$; $\sigma = 1.782 \text{ S/m}$; $\epsilon_r = 38.988$; $\rho = 1000 \text{ kg/m}^3$

Phantom section: Flat Section

Ambient temperature: 22.4°C ; Liquid temperature: 22.6°C

DASY5 Configuration:

- Probe: EX3DV4 - SN7466; ConvF(8.08, 8.08, 8.08); Calibrated: 2021/01/29
- Sensor-Surface: 2mm (Mechanical Surface Detection)
- Electronics: DAE4 Sn877; Calibrated: 2021/03/22
- Phantom: ELI
- DASY52 52.10.4(1527); SEMCAD X 14.6.14(7483)

Area Scan (101x101x1): Interpolated grid: $dx=12 \text{ mm}$, $dy=12 \text{ mm}$

Maximum value of SAR (interpolated) = 0.777 W/kg

Zoom Scan (7x7x7)/Cube 0: Measurement grid: $dx=5\text{mm}$, $dy=5\text{mm}$, $dz=5\text{mm}$

Reference Value = 0.4740 V/m ; Power Drift = 0.15 dB

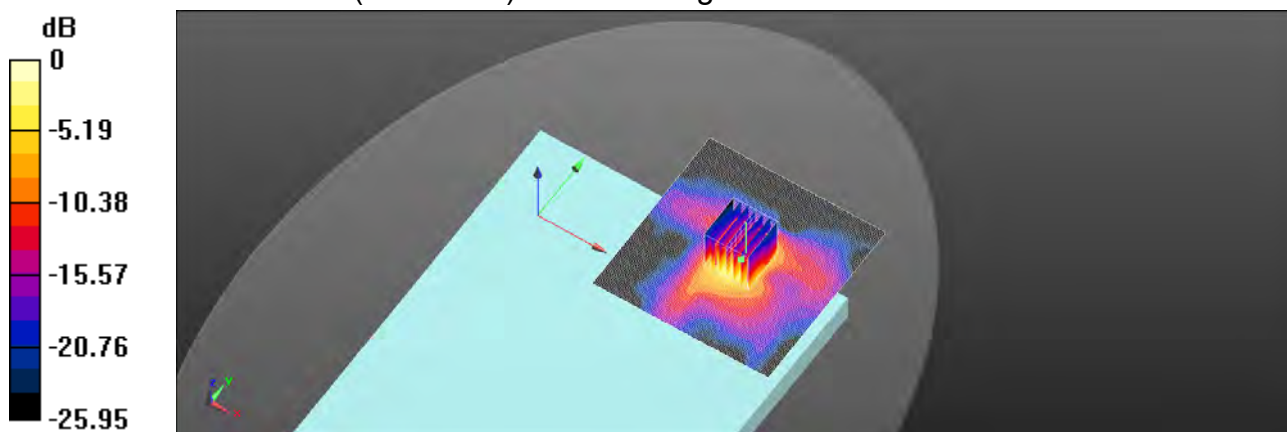
Peak SAR (extrapolated) = 1.32 W/kg

SAR(1 g) = 0.492 W/kg ; SAR(10 g) = 0.196 W/kg

Smallest distance from peaks to all points 3 dB below = 9.3 mm

Ratio of SAR at M2 to SAR at M1 = 49.3%

Maximum value of SAR (measured) = 0.874 W/kg



$0 \text{ dB} = 0.874 \text{ W/kg} = -0.59 \text{ dBW/kg}$

Unless otherwise stated the results shown in this test report refer only to the sample(s) tested and such sample(s) are retained for 90 days only.
除非另有說明，此報告結果僅對測試之樣品負責，同時此樣品僅保留90天。本報告未經本公司書面許可，不可部份複製。

This document is issued by the Company subject to its General Conditions of Service printed overleaf, available on request or accessible at <http://www.sgs.com.tw/Terms-and-Conditions> and for electronic format documents, subject to Terms and Conditions for Electronic Documents at <http://www.sgs.com.tw/Terms-and-Conditions>. Attention is drawn to the limitation of liability, indemnification and jurisdiction issues defined therein. Any holder of this document is advised that information contained hereon reflects the Company's findings at the time of its intervention only and within the limits of Client's instructions, if any. The Company's sole responsibility is to its Client and this document does not exonerate parties to a transaction from exercising all their rights and obligations under the transaction documents. This document cannot be reproduced except in full, without prior written approval of the Company. Any unauthorized alteration, forgery or falsification of the content or appearance of this document is unlawful and offenders may be prosecuted to the fullest extent of the law.

SGS Taiwan Ltd.

No.134,Wu Kung Road, New Taipei Industrial Park, Wuku District, New Taipei City, Taiwan/新北市五股區新北產業園區五工路 134 號

台灣檢驗科技股份有限公司

t (886-2) 2299-3279

f (886-2) 2298-0488

www.sgs.com.tw

Member of SGS Group

Date: 2021/7/17

Report No. :ES/2021/60004

Bluetooth(GFSK)_Body_Back Surface_CH 78_Aux_0mm

Communication System: Bluetooth; Frequency: 2480 MHz; Duty Cycle: 1:1.299

Medium parameters used: $f = 2480 \text{ MHz}$; $\sigma = 1.821 \text{ S/m}$; $\epsilon_r = 38.907$; $\rho = 1000 \text{ kg/m}^3$

Phantom section: Flat Section

Ambient temperature: 22.4°C; Liquid temperature: 22.6°C

DASY5 Configuration:

- Probe: EX3DV4 - SN7466; ConvF(8.08, 8.08, 8.08); Calibrated: 2021/01/29
- Sensor-Surface: 2mm (Mechanical Surface Detection)
- Electronics: DAE4 Sn877; Calibrated: 2021/03/22
- Phantom: ELI
- DASY52 52.10.4(1527); SEMCAD X 14.6.14(7483)

Area Scan (101x101x1): Interpolated grid: $dx=12 \text{ mm}$, $dy=12 \text{ mm}$

Maximum value of SAR (interpolated) = 0.0316 W/kg

Zoom Scan (7x7x7)/Cube 0: Measurement grid: $dx=5\text{mm}$, $dy=5\text{mm}$, $dz=5\text{mm}$

Reference Value = 0.3980 V/m; Power Drift = 0.11 dB

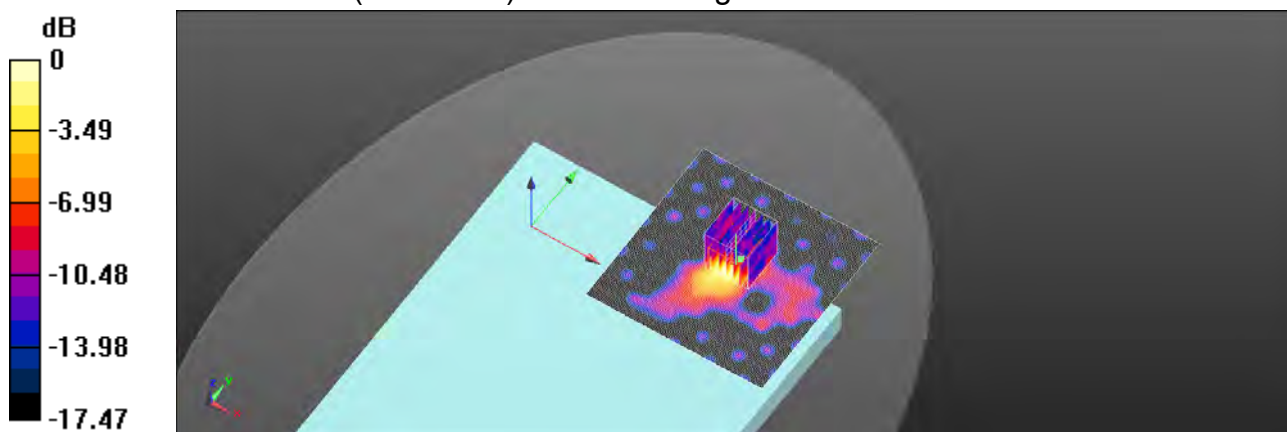
Peak SAR (extrapolated) = 0.0500 W/kg

SAR(1 g) = 0.020 W/kg; SAR(10 g) = 0.00758 W/kg

Smallest distance from peaks to all points 3 dB below: Larger than measurement grid

Ratio of SAR at M2 to SAR at M1 = 42.8%

Maximum value of SAR (measured) = 0.0330 W/kg



0 dB = 0.0330 W/kg = -14.82 dBW/kg

Unless otherwise stated the results shown in this test report refer only to the sample(s) tested and such sample(s) are retained for 90 days only.
除非另有說明，此報告結果僅對測試之樣品負責，同時此樣品僅保留90天。本報告未經本公司書面許可，不可部份複製。

This document is issued by the Company subject to its General Conditions of Service printed overleaf, available on request or accessible at <http://www.sgs.com.tw/Terms-and-Conditions> and for electronic format documents, subject to Terms and Conditions for Electronic Documents at <http://www.sgs.com.tw/Terms-and-Conditions>. Attention is drawn to the limitation of liability, indemnification and jurisdiction issues defined therein. Any holder of this document is advised that information contained hereon reflects the Company's findings at the time of its intervention only and within the limits of Client's instructions, if any. The Company's sole responsibility is to its Client and this document does not exonerate parties to a transaction from exercising all their rights and obligations under the transaction documents. This document cannot be reproduced except in full, without prior written approval of the Company. Any unauthorized alteration, forgery or falsification of the content or appearance of this document is unlawful and offenders may be prosecuted to the fullest extent of the law.

SGS Taiwan Ltd.

No.134,Wu Kung Road, New Taipei Industrial Park, Wuku District, New Taipei City, Taiwan/新北市五股區新北產業園區五工路 134 號

台灣檢驗科技股份有限公司

t (886-2) 2299-3279

f (886-2) 2298-0488

www.sgs.com.tw

Member of SGS Group

Date: 2021/7/19

Report No. :ES/2021/60004

WLAN 802.11ac(160M) 5.2G_Body_Back Surface_CH 50_Aux_0mm

Communication System: WLAN; Frequency: 5250 MHz; Duty Cycle: 1:1.016

Medium parameters used: $f = 5250 \text{ MHz}$; $\sigma = 4.648 \text{ S/m}$; $\epsilon_r = 35.429$; $\rho = 1000 \text{ kg/m}^3$

Phantom section: Flat Section

Ambient temperature: 22.4°C ; Liquid temperature: 22.9°C

DASY5 Configuration:

- Probe: EX3DV4 - SN7466; ConvF(5.6, 5.6, 5.6); Calibrated: 2021/01/29
- Sensor-Surface: 2mm (Mechanical Surface Detection)
- Electronics: DAE4 Sn877; Calibrated: 2021/03/22
- Phantom: ELI
- DASY52 52.10.4(1527); SEMCAD X 14.6.14(7483)

Area Scan (121x121x1): Interpolated grid: $dx=10 \text{ mm}$, $dy=10 \text{ mm}$

Maximum value of SAR (interpolated) = 1.46 W/kg

Zoom Scan (7x7x12)/Cube 0: Measurement grid: $dx=4\text{mm}$, $dy=4\text{mm}$, $dz=2\text{mm}$

Reference Value = 0.9840 V/m ; Power Drift = 0.08 dB

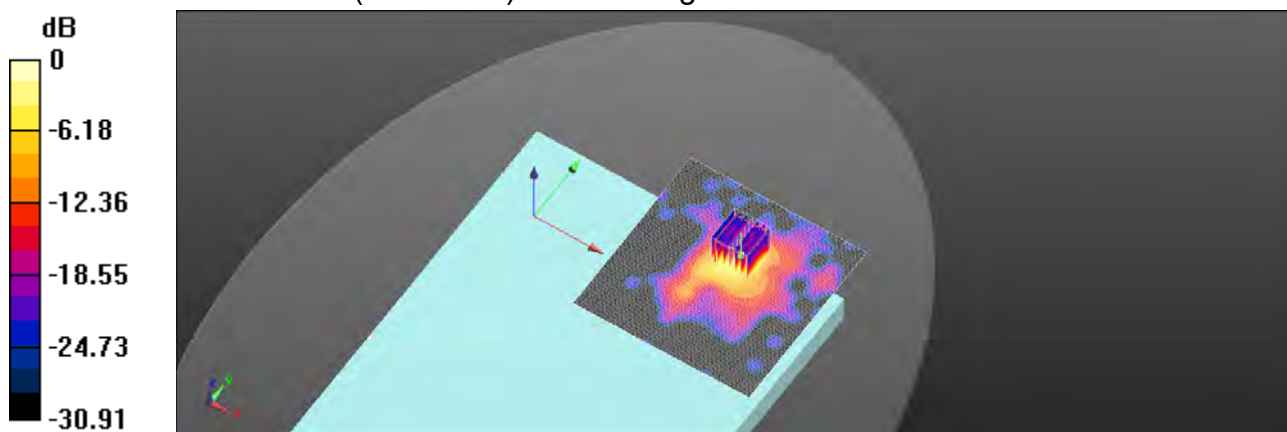
Peak SAR (extrapolated) = 2.88 W/kg

SAR(1 g) = 0.729 W/kg ; SAR(10 g) = 0.212 W/kg

Smallest distance from peaks to all points 3 dB below = 12.2 mm

Ratio of SAR at M2 to SAR at M1 = 56.6%

Maximum value of SAR (measured) = 1.47 W/kg



$0 \text{ dB} = 1.47 \text{ W/kg} = 1.67 \text{ dBW/kg}$

Unless otherwise stated the results shown in this test report refer only to the sample(s) tested and such sample(s) are retained for 90 days only.
除非另有說明，此報告結果僅對測試之樣品負責，同時此樣品僅保留90天。本報告未經本公司書面許可，不可部份複製。

This document is issued by the Company subject to its General Conditions of Service printed overleaf, available on request or accessible at <http://www.sgs.com.tw/Terms-and-Conditions> and for electronic format documents, subject to Terms and Conditions for Electronic Documents at <http://www.sgs.com.tw/Terms-and-Conditions>. Attention is drawn to the limitation of liability, indemnification and jurisdiction issues defined therein. Any holder of this document is advised that information contained hereon reflects the Company's findings at the time of its intervention only and within the limits of Client's instructions, if any. The Company's sole responsibility is to its Client and this document does not exonerate parties to a transaction from exercising all their rights and obligations under the transaction documents. This document cannot be reproduced except in full, without prior written approval of the Company. Any unauthorized alteration, forgery or falsification of the content or appearance of this document is unlawful and offenders may be prosecuted to the fullest extent of the law.

SGS Taiwan Ltd.

No.134,Wu Kung Road, New Taipei Industrial Park, Wuku District, New Taipei City, Taiwan/新北市五股區新北產業園區五工路 134 號

台灣檢驗科技股份有限公司

t (886-2) 2299-3279

f (886-2) 2298-0488

www.sgs.com.tw

Member of SGS Group

Date: 2021/7/20

Report No. :ES/2021/60004

WLAN 802.11ac(80M) 5.3G_Body_Back Surface_CH 58_Aux_0mm

Communication System: WLAN; Frequency: 5290 MHz; Duty Cycle: 1:1.020

Medium parameters used: $f = 5290 \text{ MHz}$; $\sigma = 4.69 \text{ S/m}$; $\epsilon_r = 35.373$; $\rho = 1000 \text{ kg/m}^3$

Phantom section: Flat Section

Ambient temperature: 22.4°C ; Liquid temperature: 22.7°C

DASY5 Configuration:

- Probe: EX3DV4 - SN7466; ConvF(5.5, 5.5, 5.5); Calibrated: 2021/01/29
- Sensor-Surface: 2mm (Mechanical Surface Detection)
- Electronics: DAE4 Sn877; Calibrated: 2021/03/22
- Phantom: ELI
- DASY52 52.10.4(1527); SEMCAD X 14.6.14(7483)

Area Scan (121x121x1): Interpolated grid: $dx=10 \text{ mm}$, $dy=10 \text{ mm}$

Maximum value of SAR (interpolated) = 1.12 W/kg

Zoom Scan (7x7x12)/Cube 0: Measurement grid: $dx=4\text{mm}$, $dy=4\text{mm}$, $dz=2\text{mm}$

Reference Value = 0.9730 V/m ; Power Drift = 0.06 dB

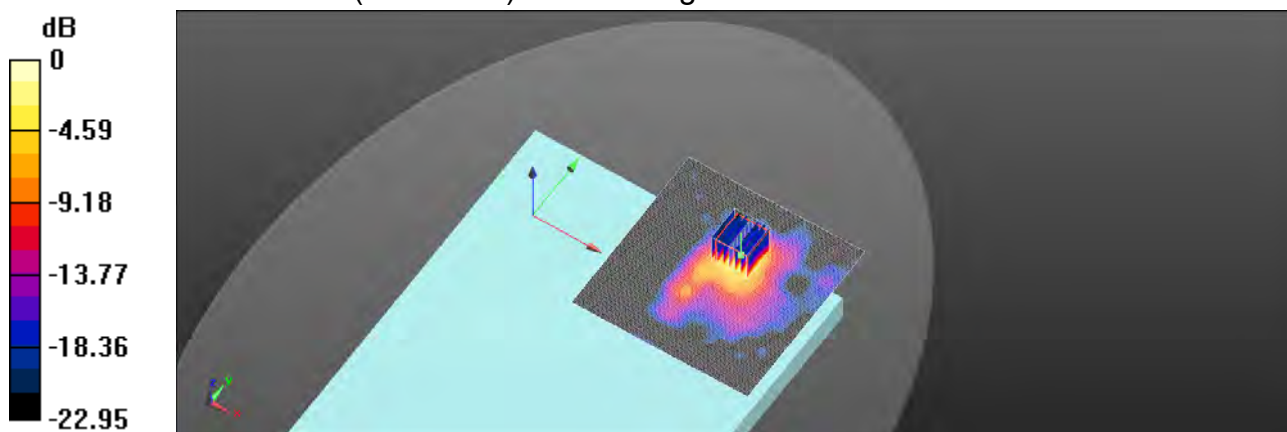
Peak SAR (extrapolated) = 2.29 W/kg

SAR(1 g) = 0.605 W/kg ; SAR(10 g) = 0.191 W/kg

Smallest distance from peaks to all points 3 dB below = 12.2 mm

Ratio of SAR at M2 to SAR at M1 = 56.1%

Maximum value of SAR (measured) = 1.16 W/kg



$0 \text{ dB} = 1.16 \text{ W/kg} = 0.65 \text{ dBW/kg}$

Unless otherwise stated the results shown in this test report refer only to the sample(s) tested and such sample(s) are retained for 90 days only.
除非另有說明，此報告結果僅對測試之樣品負責，同時此樣品僅保留90天。本報告未經本公司書面許可，不可部份複製。

This document is issued by the Company subject to its General Conditions of Service printed overleaf, available on request or accessible at <http://www.sgs.com.tw/Terms-and-Conditions> and for electronic format documents, subject to Terms and Conditions for Electronic Documents at <http://www.sgs.com.tw/Terms-and-Conditions>. Attention is drawn to the limitation of liability, indemnification and jurisdiction issues defined therein. Any holder of this document is advised that information contained hereon reflects the Company's findings at the time of its intervention only and within the limits of Client's instructions, if any. The Company's sole responsibility is to its Client and this document does not exonerate parties to a transaction from exercising all their rights and obligations under the transaction documents. This document cannot be reproduced except in full, without prior written approval of the Company. Any unauthorized alteration, forgery or falsification of the content or appearance of this document is unlawful and offenders may be prosecuted to the fullest extent of the law.

SGS Taiwan Ltd.

No.134,Wu Kung Road, New Taipei Industrial Park, Wuku District, New Taipei City, Taiwan/新北市五股區新北產業園區五工路 134 號

台灣檢驗科技股份有限公司

t (886-2) 2299-3279

f (886-2) 2298-0488

www.sgs.com.tw

Member of SGS Group

Date: 2021/7/21

Report No. :ES/2021/60004**WLAN 802.11ac(80M) 5.6G_Body_Back Surface_CH 138_Aux_0mm**

Communication System: WLAN; Frequency: 5690 MHz; Duty Cycle: 1:1

Medium parameters used: $f = 5690 \text{ MHz}$; $\sigma = 5.096 \text{ S/m}$; $\epsilon_r = 34.926$; $\rho = 1000 \text{ kg/m}^3$

Phantom section: Flat Section

Ambient temperature: 22.3°C; Liquid temperature: 22.7°C

DASY5 Configuration:

- Probe: EX3DV4 - SN7466; ConvF(5.04, 5.04, 5.04); Calibrated: 2021/01/29
- Sensor-Surface: 2mm (Mechanical Surface Detection)
- Electronics: DAE4 Sn877; Calibrated: 2021/03/22
- Phantom: ELI
- DASY52 52.10.4(1527); SEMCAD X 14.6.14(7483)

Area Scan (121x121x1): Interpolated grid: $dx=10 \text{ mm}$, $dy=10 \text{ mm}$

Maximum value of SAR (interpolated) = 0.630 W/kg

Zoom Scan (7x7x12)/Cube 0: Measurement grid: $dx=4\text{mm}$, $dy=4\text{mm}$, $dz=2\text{mm}$

Reference Value = 1.055 V/m; Power Drift = 0.06 dB

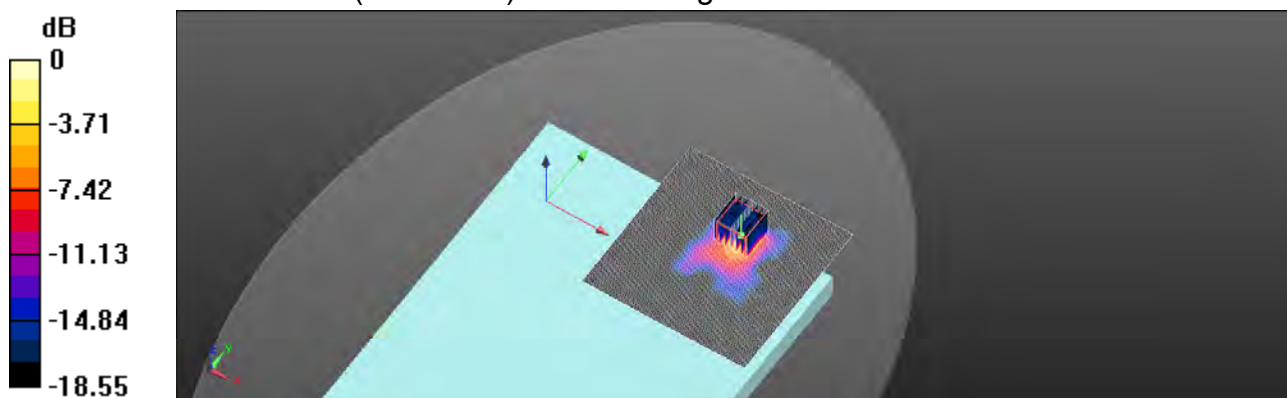
Peak SAR (extrapolated) = 1.42 W/kg

SAR(1 g) = 0.339 W/kg; SAR(10 g) = 0.105 W/kg

Smallest distance from peaks to all points 3 dB below = 11.9 mm

Ratio of SAR at M2 to SAR at M1 = 59.4%

Maximum value of SAR (measured) = 0.682 W/kg



0 dB = 0.682 W/kg = -1.66 dBW/kg

Unless otherwise stated the results shown in this test report refer only to the sample(s) tested and such sample(s) are retained for 90 days only.
除非另有說明，此報告結果僅對測試之樣品負責，同時此樣品僅保留90天。本報告未經本公司書面許可，不可部份複製。

This document is issued by the Company subject to its General Conditions of Service printed overleaf, available on request or accessible at <http://www.sgs.com.tw/Terms-and-Conditions> and for electronic format documents, subject to Terms and Conditions for Electronic Documents at <http://www.sgs.com.tw/Terms-and-Conditions>. Attention is drawn to the limitation of liability, indemnification and jurisdiction issues defined therein. Any holder of this document is advised that information contained hereon reflects the Company's findings at the time of its intervention only and within the limits of Client's instructions, if any. The Company's sole responsibility is to its Client and this document does not exonerate parties to a transaction from exercising all their rights and obligations under the transaction documents. This document cannot be reproduced except in full, without prior written approval of the Company. Any unauthorized alteration, forgery or falsification of the content or appearance of this document is unlawful and offenders may be prosecuted to the fullest extent of the law.

SGS Taiwan Ltd.

No.134,Wu Kung Road, New Taipei Industrial Park, Wuku District, New Taipei City, Taiwan/新北市五股區新北產業園區五工路 134 號

台灣檢驗科技股份有限公司

t (886-2) 2299-3279

f (886-2) 2298-0488

www.sgs.com.tw

Member of SGS Group

Date: 2021/7/21

Report No. :ES/2021/60004**WLAN 802.11ac(160M) 5.6G_Body_Back Surface_CH 114_Aux_0mm**

Communication System: WLAN; Frequency: 5570 MHz; Duty Cycle: 1:1.016

Medium parameters used: $f = 5570$ MHz; $\sigma = 4.976$ S/m; $\epsilon_r = 35.065$; $\rho = 1000$ kg/m³

Phantom section: Flat Section

Ambient temperature: 22.3°C; Liquid temperature: 22.7°C

DASY5 Configuration:

- Probe: EX3DV4 - SN7466; ConvF(5.04, 5.04, 5.04); Calibrated: 2021/01/29
- Sensor-Surface: 2mm (Mechanical Surface Detection)
- Electronics: DAE4 Sn877; Calibrated: 2021/03/22
- Phantom: ELI
- DASY52 52.10.4(1527); SEMCAD X 14.6.14(7483)

Area Scan (121x121x1): Interpolated grid: dx=10 mm, dy=10 mm

Maximum value of SAR (interpolated) = 0.668 W/kg

Zoom Scan (7x7x12)/Cube 0: Measurement grid: dx=4mm, dy=4mm, dz=2mm

Reference Value = 1.055 V/m; Power Drift = 0.16 dB


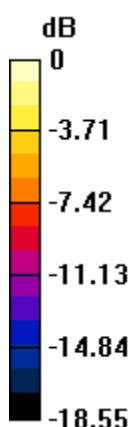
Peak SAR (extrapolated) = 1.51 W/kg

SAR(1 g) = 0.351 W/kg; SAR(10 g) = 0.108 W/kg

Smallest distance from peaks to all points 3 dB below = 11.9 mm

Ratio of SAR at M2 to SAR at M1 = 54%

Maximum value of SAR (measured) = 0.723 W/kg



0 dB = 0.723 W/kg = -1.41 dBW/kg

Unless otherwise stated the results shown in this test report refer only to the sample(s) tested and such sample(s) are retained for 90 days only.
除非另有說明，此報告結果僅對測試之樣品負責，同時此樣品僅保留90天。本報告未經本公司書面許可，不可部份複製。

This document is issued by the Company subject to its General Conditions of Service printed overleaf, available on request or accessible at <http://www.sgs.com.tw/Terms-and-Conditions> and for electronic format documents, subject to Terms and Conditions for Electronic Documents at <http://www.sgs.com.tw/Terms-and-Conditions>. Attention is drawn to the limitation of liability, indemnification and jurisdiction issues defined therein. Any holder of this document is advised that information contained hereon reflects the Company's findings at the time of its intervention only and within the limits of Client's instructions, if any. The Company's sole responsibility is to its Client and this document does not exonerate parties to a transaction from exercising all their rights and obligations under the transaction documents. This document cannot be reproduced except in full, without prior written approval of the Company. Any unauthorized alteration, forgery or falsification of the content or appearance of this document is unlawful and offenders may be prosecuted to the fullest extent of the law.

SGS Taiwan Ltd.

No.134,Wu Kung Road, New Taipei Industrial Park, Wuku District, New Taipei City, Taiwan/新北市五股區新北產業園區五工路 134 號

台灣檢驗科技股份有限公司

t (886-2) 2299-3279

f (886-2) 2298-0488

www.sgs.com.tw

Member of SGS Group

Date: 2021/7/22

Report No. :ES/2021/60004

WLAN 802.11ac(80M) 5.8G_Body_Back Surface_CH 155_Aux_0mm

Communication System: WLAN; Frequency: 5775 MHz; Duty Cycle: 1:1.020

Medium parameters used: $f = 5775 \text{ MHz}$; $\sigma = 5.18 \text{ S/m}$; $\epsilon_r = 34.845$; $\rho = 1000 \text{ kg/m}^3$

Phantom section: Flat Section

Ambient temperature: 22.1°C ; Liquid temperature: 22.6°C

DASY5 Configuration:

- Probe: EX3DV4 - SN7466; ConvF(5.02, 5.02, 5.02); Calibrated: 2021/01/29
- Sensor-Surface: 2mm (Mechanical Surface Detection)
- Electronics: DAE4 Sn877; Calibrated: 2021/03/22
- Phantom: ELI
- DASY52 52.10.4(1527); SEMCAD X 14.6.14(7483)

Area Scan (121x121x1): Interpolated grid: $dx=10 \text{ mm}$, $dy=10 \text{ mm}$

Maximum value of SAR (interpolated) = 1.47 W/kg

Zoom Scan (7x7x12)/Cube 0: Measurement grid: $dx=4\text{mm}$, $dy=4\text{mm}$, $dz=2\text{mm}$

Reference Value = 1.114 V/m ; Power Drift = 0.09 dB

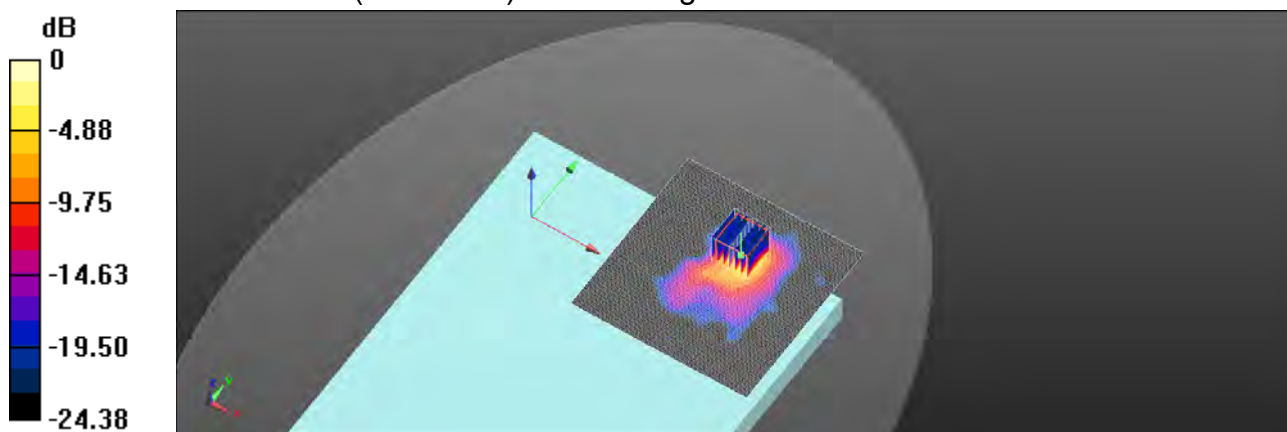
Peak SAR (extrapolated) = 3.37 W/kg

SAR(1 g) = 0.759 W/kg ; SAR(10 g) = 0.221 W/kg

Smallest distance from peaks to all points 3 dB below = 11.6 mm

Ratio of SAR at M2 to SAR at M1 = 52.3%

Maximum value of SAR (measured) = 1.58 W/kg



$0 \text{ dB} = 1.58 \text{ W/kg} = 2.00 \text{ dBW/kg}$

Unless otherwise stated the results shown in this test report refer only to the sample(s) tested and such sample(s) are retained for 90 days only.
除非另有說明，此報告結果僅對測試之樣品負責，同時此樣品僅保留90天。本報告未經本公司書面許可，不可部份複製。

This document is issued by the Company subject to its General Conditions of Service printed overleaf, available on request or accessible at <http://www.sgs.com.tw/Terms-and-Conditions> and for electronic format documents, subject to Terms and Conditions for Electronic Documents at <http://www.sgs.com.tw/Terms-and-Conditions>. Attention is drawn to the limitation of liability, indemnification and jurisdiction issues defined therein. Any holder of this document is advised that information contained hereon reflects the Company's findings at the time of its intervention only and within the limits of Client's instructions, if any. The Company's sole responsibility is to its Client and this document does not exonerate parties to a transaction from exercising all their rights and obligations under the transaction documents. This document cannot be reproduced except in full, without prior written approval of the Company. Any unauthorized alteration, forgery or falsification of the content or appearance of this document is unlawful and offenders may be prosecuted to the fullest extent of the law.

SGS Taiwan Ltd.

No.134,Wu Kung Road, New Taipei Industrial Park, Wuku District, New Taipei City, Taiwan/新北市五股區新北產業園區五工路 134 號

台灣檢驗科技股份有限公司

t (886-2) 2299-3279

f (886-2) 2298-0488

www.sgs.com.tw

Member of SGS Group

Date: 2021/7/17

Report No. :ES/2021/60004

WLAN 802.11b_Body_Bottom Surface_CH 6_Main_0mm

Communication System: WLAN; Frequency: 2437 MHz; Duty Cycle: 1:1.010

Medium parameters used: $f = 2437 \text{ MHz}$; $\sigma = 1.782 \text{ S/m}$; $\epsilon_r = 38.988$; $\rho = 1000 \text{ kg/m}^3$

Phantom section: Flat Section

Ambient temperature: 22.4°C ; Liquid temperature: 22.6°C

DASY5 Configuration:

- Probe: EX3DV4 - SN7466; ConvF(8.08, 8.08, 8.08); Calibrated: 2021/01/29
- Sensor-Surface: 2mm (Mechanical Surface Detection)
- Electronics: DAE4 Sn877; Calibrated: 2021/03/22
- Phantom: ELI
- DASY52 52.10.4(1527); SEMCAD X 14.6.14(7483)

Area Scan (101x101x1): Interpolated grid: $dx=12 \text{ mm}$, $dy=12 \text{ mm}$

Maximum value of SAR (interpolated) = 0.241 W/kg

Zoom Scan (7x7x7)/Cube 0: Measurement grid: $dx=5\text{mm}$, $dy=5\text{mm}$, $dz=5\text{mm}$

Reference Value = 0.2160 V/m ; Power Drift = 0.13 dB


Peak SAR (extrapolated) = 0.361 W/kg

SAR(1 g) = 0.170 W/kg ; SAR(10 g) = 0.084 W/kg

Smallest distance from peaks to all points 3 dB below = 11.4 mm

Ratio of SAR at M2 to SAR at M1 = 47.3%

Maximum value of SAR (measured) = 0.258 W/kg



0 dB = 0.258 W/kg = -5.88 dBW/kg

Unless otherwise stated the results shown in this test report refer only to the sample(s) tested and such sample(s) are retained for 90 days only.
除非另有說明，此報告結果僅對測試之樣品負責，同時此樣品僅保留90天。本報告未經本公司書面許可，不可部份複製。

This document is issued by the Company subject to its General Conditions of Service printed overleaf, available on request or accessible at <http://www.sgs.com.tw/Terms-and-Conditions> and for electronic format documents, subject to Terms and Conditions for Electronic Documents at <http://www.sgs.com.tw/Terms-and-Conditions>. Attention is drawn to the limitation of liability, indemnification and jurisdiction issues defined therein. Any holder of this document is advised that information contained hereon reflects the Company's findings at the time of its intervention only and within the limits of Client's instructions, if any. The Company's sole responsibility is to its Client and this document does not exonerate parties to a transaction from exercising all their rights and obligations under the transaction documents. This document cannot be reproduced except in full, without prior written approval of the Company. Any unauthorized alteration, forgery or falsification of the content or appearance of this document is unlawful and offenders may be prosecuted to the fullest extent of the law.

SGS Taiwan Ltd.

No.134,Wu Kung Road, New Taipei Industrial Park, Wuku District, New Taipei City, Taiwan/新北市五股區新北產業園區五工路 134 號

台灣檢驗科技股份有限公司

t (886-2) 2299-3279

f (886-2) 2298-0488

www.sgs.com.tw

Member of SGS Group

Date: 2021/7/19

Report No. :ES/2021/60004

WLAN 802.11n(40M) 5.2G_Body_Bottom Surface_CH 46_Main_0mm

Communication System: WLAN; Frequency: 5230 MHz; Duty Cycle: 1:1.033

Medium parameters used: $f = 5230 \text{ MHz}$; $\sigma = 4.629 \text{ S/m}$; $\epsilon_r = 35.466$; $\rho = 1000 \text{ kg/m}^3$

Phantom section: Flat Section

Ambient temperature: 22.4°C ; Liquid temperature: 22.9°C

DASY5 Configuration:

- Probe: EX3DV4 - SN7466; ConvF(5.6, 5.6, 5.6); Calibrated: 2021/01/29
- Sensor-Surface: 2mm (Mechanical Surface Detection)
- Electronics: DAE4 Sn877; Calibrated: 2021/03/22
- Phantom: ELI
- DASY52 52.10.4(1527); SEMCAD X 14.6.14(7483)

Area Scan (121x121x1): Interpolated grid: $dx=10 \text{ mm}$, $dy=10 \text{ mm}$

Maximum value of SAR (interpolated) = 0.669 W/kg

Zoom Scan (7x7x12)/Cube 0: Measurement grid: $dx=4\text{mm}$, $dy=4\text{mm}$, $dz=2\text{mm}$

Reference Value = 0.3670 V/m ; Power Drift = 0.09 dB


Peak SAR (extrapolated) = 1.53 W/kg

SAR(1 g) = 0.370 W/kg ; SAR(10 g) = 0.107 W/kg

Smallest distance from peaks to all points 3 dB below = 11.4 mm

Ratio of SAR at M2 to SAR at M1 = 59.1%

Maximum value of SAR (measured) = 0.723 W/kg



0 dB = 0.723 W/kg = -1.41 dBW/kg

Unless otherwise stated the results shown in this test report refer only to the sample(s) tested and such sample(s) are retained for 90 days only.
除非另有說明，此報告結果僅對測試之樣品負責，同時此樣品僅保留90天。本報告未經本公司書面許可，不可部份複製。

This document is issued by the Company subject to its General Conditions of Service printed overleaf, available on request or accessible at <http://www.sgs.com.tw/Terms-and-Conditions> and for electronic format documents, subject to Terms and Conditions for Electronic Documents at <http://www.sgs.com.tw/Terms-and-Conditions>. Attention is drawn to the limitation of liability, indemnification and jurisdiction issues defined therein. Any holder of this document is advised that information contained hereon reflects the Company's findings at the time of its intervention only and within the limits of Client's instructions, if any. The Company's sole responsibility is to its Client and this document does not exonerate parties to a transaction from exercising all their rights and obligations under the transaction documents. This document cannot be reproduced except in full, without prior written approval of the Company. Any unauthorized alteration, forgery or falsification of the content or appearance of this document is unlawful and offenders may be prosecuted to the fullest extent of the law.

SGS Taiwan Ltd.

No.134,Wu Kung Road, New Taipei Industrial Park, Wuku District, New Taipei City, Taiwan/新北市五股區新北產業園區五工路 134 號

台灣檢驗科技股份有限公司

t (886-2) 2299-3279

f (886-2) 2298-0488

www.sgs.com.tw

Member of SGS Group

Date: 2021/7/20

Report No. :ES/2021/60004

WLAN 802.11a 5.3G_Body_Bottom Surface_CH 52_Main_0mm

Communication System: WLAN; Frequency: 5260 MHz; Duty Cycle: 1:1.017

Medium parameters used: $f = 5260 \text{ MHz}$; $\sigma = 4.658 \text{ S/m}$; $\epsilon_r = 35.411$; $\rho = 1000 \text{ kg/m}^3$

Phantom section: Flat Section

Ambient temperature: 22.4°C ; Liquid temperature: 22.7°C

DASY5 Configuration:

- Probe: EX3DV4 - SN7466; ConvF(5.5, 5.5, 5.5); Calibrated: 2021/01/29
- Sensor-Surface: 2mm (Mechanical Surface Detection)
- Electronics: DAE4 Sn877; Calibrated: 2021/03/22
- Phantom: ELI
- DASY52 52.10.4(1527); SEMCAD X 14.6.14(7483) o

Area Scan (121x121x1): Interpolated grid: $dx=10 \text{ mm}$, $dy=10 \text{ mm}$

Maximum value of SAR (interpolated) = 0.723 W/kg

Zoom Scan (7x7x12)/Cube 0: Measurement grid: $dx=4\text{mm}$, $dy=4\text{mm}$, $dz=2\text{mm}$

Reference Value = 0.4250 V/m ; Power Drift = 0.07 dB


Peak SAR (extrapolated) = 1.63 W/kg

SAR(1 g) = 0.409 W/kg ; SAR(10 g) = 0.117 W/kg

Smallest distance from peaks to all points 3 dB below = 11.8 mm

Ratio of SAR at M2 to SAR at M1 = 59.5%

Maximum value of SAR (measured) = 0.825 W/kg



0 dB = 0.825 W/kg = -0.84 dBW/kg

Unless otherwise stated the results shown in this test report refer only to the sample(s) tested and such sample(s) are retained for 90 days only.
除非另有說明，此報告結果僅對測試之樣品負責，同時此樣品僅保留90天。本報告未經本公司書面許可，不可部份複製。

This document is issued by the Company subject to its General Conditions of Service printed overleaf, available on request or accessible at <http://www.sgs.com.tw/Terms-and-Conditions> and for electronic format documents, subject to Terms and Conditions for Electronic Documents at <http://www.sgs.com.tw/Terms-and-Conditions>. Attention is drawn to the limitation of liability, indemnification and jurisdiction issues defined therein. Any holder of this document is advised that information contained hereon reflects the Company's findings at the time of its intervention only and within the limits of Client's instructions, if any. The Company's sole responsibility is to its Client and this document does not exonerate parties to a transaction from exercising all their rights and obligations under the transaction documents. This document cannot be reproduced except in full, without prior written approval of the Company. Any unauthorized alteration, forgery or falsification of the content or appearance of this document is unlawful and offenders may be prosecuted to the fullest extent of the law.

SGS Taiwan Ltd.

No.134,Wu Kung Road, New Taipei Industrial Park, Wuku District, New Taipei City, Taiwan/新北市五股區新北產業園區五工路 134 號

台灣檢驗科技股份有限公司

t (886-2) 2299-3279

f (886-2) 2298-0488

www.sgs.com.tw

Member of SGS Group

Date: 2021/7/21

Report No. :ES/2021/60004**WLAN 802.11ac(80M) 5.6G_Body_Bottom Surface_CH 138_Main_0mm**

Communication System: WLAN; Frequency: 5690 MHz; Duty Cycle: 1:1.020

Medium parameters used: $f = 5690$ MHz; $\sigma = 5.096$ S/m; $\epsilon_r = 34.926$; $\rho = 1000$ kg/m³

Phantom section: Flat Section

Ambient temperature: 22.3°C; Liquid temperature: 22.7°C

DASY5 Configuration:

- Probe: EX3DV4 - SN7466; ConvF(5.04, 5.04, 5.04); Calibrated: 2021/01/29
- Sensor-Surface: 2mm (Mechanical Surface Detection)
- Electronics: DAE4 Sn877; Calibrated: 2021/03/22
- Phantom: ELI
- DASY52 52.10.4(1527); SEMCAD X 14.6.14(7483)

Area Scan (121x121x1): Interpolated grid: dx=10 mm, dy=10 mm

Maximum value of SAR (interpolated) = 0.924 W/kg

Zoom Scan (7x7x12)/Cube 0: Measurement grid: dx=4mm, dy=4mm, dz=2mm

Reference Value = 0.4730 V/m; Power Drift = 0.15 dB


Peak SAR (extrapolated) = 2.12 W/kg

SAR(1 g) = 0.477 W/kg; SAR(10 g) = 0.139 W/kg

Smallest distance from peaks to all points 3 dB below = 11.7 mm

Ratio of SAR at M2 to SAR at M1 = 53.7%

Maximum value of SAR (measured) = 1.01 W/kg



0 dB = 1.01 W/kg = 0.04 dBW/kg

Unless otherwise stated the results shown in this test report refer only to the sample(s) tested and such sample(s) are retained for 90 days only.
除非另有說明，此報告結果僅對測試之樣品負責，同時此樣品僅保留90天。本報告未經本公司書面許可，不可部份複製。

This document is issued by the Company subject to its General Conditions of Service printed overleaf, available on request or accessible at <http://www.sgs.com.tw/Terms-and-Conditions> and for electronic format documents, subject to Terms and Conditions for Electronic Documents at <http://www.sgs.com.tw/Terms-and-Conditions>. Attention is drawn to the limitation of liability, indemnification and jurisdiction issues defined therein. Any holder of this document is advised that information contained hereon reflects the Company's findings at the time of its intervention only and within the limits of Client's instructions, if any. The Company's sole responsibility is to its Client and this document does not exonerate parties to a transaction from exercising all their rights and obligations under the transaction documents. This document cannot be reproduced except in full, without prior written approval of the Company. Any unauthorized alteration, forgery or falsification of the content or appearance of this document is unlawful and offenders may be prosecuted to the fullest extent of the law.

SGS Taiwan Ltd.

No.134,Wu Kung Road, New Taipei Industrial Park, Wuku District, New Taipei City, Taiwan/新北市五股區新北產業園區五工路 134 號

台灣檢驗科技股份有限公司

t (886-2) 2299-3279

f (886-2) 2298-0488

www.sgs.com.tw

Member of SGS Group

Date: 2021/7/22

Report No. :ES/2021/60004

WLAN 802.11n(40M) 5.8G_Body_Bottom Surface_CH 151_Main_0mm

Communication System: WLAN; Frequency: 5755 MHz; Duty Cycle: 1:1.033

Medium parameters used: $f = 5755 \text{ MHz}$; $\sigma = 5.159 \text{ S/m}$; $\epsilon_r = 34.853$; $\rho = 1000 \text{ kg/m}^3$

Phantom section: Flat Section

Ambient temperature: 22.1°C ; Liquid temperature: 22.6°C

DASY5 Configuration:

- Probe: EX3DV4 - SN7466; ConvF(5.02, 5.02, 5.02); Calibrated: 2021/01/29
- Sensor-Surface: 2mm (Mechanical Surface Detection)
- Electronics: DAE4 Sn877; Calibrated: 2021/03/22
- Phantom: ELI
- DASY52 52.10.4(1527); SEMCAD X 14.6.14(7483)

Area Scan (121x121x1): Interpolated grid: $dx=10 \text{ mm}$, $dy=10 \text{ mm}$

Maximum value of SAR (interpolated) = 1.18 W/kg

Zoom Scan (7x7x12)/Cube 0: Measurement grid: $dx=4\text{mm}$, $dy=4\text{mm}$, $dz=2\text{mm}$

Reference Value = 0.5820 V/m ; Power Drift = 0.11 dB


Peak SAR (extrapolated) = 2.98 W/kg

SAR(1 g) = 0.613 W/kg ; SAR(10 g) = 0.176 W/kg

Smallest distance from peaks to all points 3 dB below = 11.4 mm

Ratio of SAR at M2 to SAR at M1 = 50.5%

Maximum value of SAR (measured) = 1.24 W/kg



0 dB = 1.24 W/kg = 0.93 dBW/kg

Unless otherwise stated the results shown in this test report refer only to the sample(s) tested and such sample(s) are retained for 90 days only.
除非另有說明，此報告結果僅對測試之樣品負責，同時此樣品僅保留90天。本報告未經本公司書面許可，不可部份複製。

This document is issued by the Company subject to its General Conditions of Service printed overleaf, available on request or accessible at <http://www.sgs.com.tw/Terms-and-Conditions> and for electronic format documents, subject to Terms and Conditions for Electronic Documents at <http://www.sgs.com.tw/Terms-and-Conditions>. Attention is drawn to the limitation of liability, indemnification and jurisdiction issues defined therein. Any holder of this document is advised that information contained hereon reflects the Company's findings at the time of its intervention only and within the limits of Client's instructions, if any. The Company's sole responsibility is to its Client and this document does not exonerate parties to a transaction from exercising all their rights and obligations under the transaction documents. This document cannot be reproduced except in full, without prior written approval of the Company. Any unauthorized alteration, forgery or falsification of the content or appearance of this document is unlawful and offenders may be prosecuted to the fullest extent of the law.

SGS Taiwan Ltd.

No.134,Wu Kung Road, New Taipei Industrial Park, Wuku District, New Taipei City, Taiwan/新北市五股區新北產業園區五工路 134 號

台灣檢驗科技股份有限公司

t (886-2) 2299-3279

f (886-2) 2298-0488

www.sgs.com.tw

Member of SGS Group

Date: 2021/7/17

Report No. :ES/2021/60004

WLAN 802.11b_Body_Bottom Surface_CH 6_Aux_0mm

Communication System: WLAN; Frequency: 2437 MHz; Duty Cycle: 1:1.010

Medium parameters used: $f = 2437 \text{ MHz}$; $\sigma = 1.782 \text{ S/m}$; $\epsilon_r = 38.988$; $\rho = 1000 \text{ kg/m}^3$

Phantom section: Flat Section

Ambient temperature: 22.4°C ; Liquid temperature: 22.6°C

DASY5 Configuration:

- Probe: EX3DV4 - SN7466; ConvF(8.08, 8.08, 8.08); Calibrated: 2021/01/29
- Sensor-Surface: 2mm (Mechanical Surface Detection)
- Electronics: DAE4 Sn877; Calibrated: 2021/03/22
- Phantom: ELI
- DASY52 52.10.4(1527); SEMCAD X 14.6.14(7483)

Area Scan (101x101x1): Interpolated grid: $dx=12 \text{ mm}$, $dy=12 \text{ mm}$

Maximum value of SAR (interpolated) = 0.0461 W/kg

Zoom Scan (7x7x7)/Cube 0: Measurement grid: $dx=5\text{mm}$, $dy=5\text{mm}$, $dz=5\text{mm}$

Reference Value = 0.2320 V/m ; Power Drift = 0.12 dB


Peak SAR (extrapolated) = 0.0850 W/kg

SAR(1 g) = 0.033 W/kg ; SAR(10 g) = 0.013 W/kg

Smallest distance from peaks to all points 3 dB below = 10.4 mm

Ratio of SAR at M2 to SAR at M1 = 45.6%

Maximum value of SAR (measured) = 0.0573 W/kg



$0 \text{ dB} = 0.0573 \text{ W/kg} = -12.42 \text{ dBW/kg}$

Unless otherwise stated the results shown in this test report refer only to the sample(s) tested and such sample(s) are retained for 90 days only.
除非另有說明，此報告結果僅對測試之樣品負責，同時此樣品僅保留90天。本報告未經本公司書面許可，不可部份複製。

This document is issued by the Company subject to its General Conditions of Service printed overleaf, available on request or accessible at <http://www.sgs.com.tw/Terms-and-Conditions> and for electronic format documents, subject to Terms and Conditions for Electronic Documents at <http://www.sgs.com.tw/Terms-and-Conditions>. Attention is drawn to the limitation of liability, indemnification and jurisdiction issues defined therein. Any holder of this document is advised that information contained hereon reflects the Company's findings at the time of its intervention only and within the limits of Client's instructions, if any. The Company's sole responsibility is to its Client and this document does not exonerate parties to a transaction from exercising all their rights and obligations under the transaction documents. This document cannot be reproduced except in full, without prior written approval of the Company. Any unauthorized alteration, forgery or falsification of the content or appearance of this document is unlawful and offenders may be prosecuted to the fullest extent of the law.

SGS Taiwan Ltd.

No.134,Wu Kung Road, New Taipei Industrial Park, Wuku District, New Taipei City, Taiwan/新北市五股區新北產業園區五工路 134 號

台灣檢驗科技股份有限公司

t (886-2) 2299-3279

f (886-2) 2298-0488

www.sgs.com.tw

Member of SGS Group

Date: 2021/7/17

Report No. :ES/2021/60004**Bluetooth(GFSK)_Body_Bottom Surface_CH 78_Aux_0mm**

Communication System: Bluetooth; Frequency: 2480 MHz; Duty Cycle: 1:1.299

Medium parameters used: $f = 2480$ MHz; $\sigma = 1.821$ S/m; $\epsilon_r = 38.907$; $\rho = 1000$ kg/m³

Phantom section: Flat Section

Ambient temperature: 22.4°C; Liquid temperature: 22.6°C

DASY5 Configuration:

- Probe: EX3DV4 - SN7466; ConvF(8.08, 8.08, 8.08); Calibrated: 2021/01/29
- Sensor-Surface: 2mm (Mechanical Surface Detection)
- Electronics: DAE4 Sn877; Calibrated: 2021/03/22
- Phantom: ELI
- DASY52 52.10.4(1527); SEMCAD X 14.6.14(7483)

Area Scan (101x101x1): Interpolated grid: dx=12 mm, dy=12 mm

Maximum value of SAR (interpolated) = 0.00626 W/kg

Zoom Scan (7x7x7)/Cube 0: Measurement grid: dx=5mm, dy=5mm, dz=5mm

Reference Value = 0.1640 V/m; Power Drift = 0.18 dB


Peak SAR (extrapolated) = 0.00747 W/kg

SAR(1 g) = 0.00323 W/kg; SAR(10 g) = 0.00183 W/kg

Smallest distance from peaks to all points 3 dB below = 9.4 mm

Ratio of SAR at M2 to SAR at M1 = 48.6%

Maximum value of SAR (measured) = 0.00514 W/kg



0 dB = 0.00514 W/kg = -22.89 dBW/kg

Unless otherwise stated the results shown in this test report refer only to the sample(s) tested and such sample(s) are retained for 90 days only.
除非另有說明，此報告結果僅對測試之樣品負責，同時此樣品僅保留90天。本報告未經本公司書面許可，不可部份複製。

This document is issued by the Company subject to its General Conditions of Service printed overleaf, available on request or accessible at <http://www.sgs.com.tw/Terms-and-Conditions> and for electronic format documents, subject to Terms and Conditions for Electronic Documents at <http://www.sgs.com.tw/Terms-and-Conditions>. Attention is drawn to the limitation of liability, indemnification and jurisdiction issues defined therein. Any holder of this document is advised that information contained hereon reflects the Company's findings at the time of its intervention only and within the limits of Client's instructions, if any. The Company's sole responsibility is to its Client and this document does not exonerate parties to a transaction from exercising all their rights and obligations under the transaction documents. This document cannot be reproduced except in full, without prior written approval of the Company. Any unauthorized alteration, forgery or falsification of the content or appearance of this document is unlawful and offenders may be prosecuted to the fullest extent of the law.

SGS Taiwan Ltd.

No.134,Wu Kung Road, New Taipei Industrial Park, Wuku District, New Taipei City, Taiwan/新北市五股區新北產業園區五工路 134 號

台灣檢驗科技股份有限公司

t (886-2) 2299-3279

f (886-2) 2298-0488

www.sgs.com.tw

Member of SGS Group

Date: 2021/7/19

Report No. :ES/2021/60004**WLAN 802.11n(40M) 5.2G_Body_Bottom Surface_CH 46_Aux_0mm**

Communication System: WLAN; Frequency: 5230 MHz; Duty Cycle: 1:1.033

Medium parameters used: $f = 5230$ MHz; $\sigma = 4.629$ S/m; $\epsilon_r = 35.466$; $\rho = 1000$ kg/m³

Phantom section: Flat Section

Ambient temperature: 22.4°C; Liquid temperature: 22.9°C

DASY5 Configuration:

- Probe: EX3DV4 - SN7466; ConvF(5.6, 5.6, 5.6); Calibrated: 2021/01/29
- Sensor-Surface: 2mm (Mechanical Surface Detection)
- Electronics: DAE4 Sn877; Calibrated: 2021/03/22
- Phantom: ELI
- DASY52 52.10.4(1527); SEMCAD X 14.6.14(7483)

Area Scan (121x121x1): Interpolated grid: dx=10 mm, dy=10 mm

Maximum value of SAR (interpolated) = 0.878 W/kg

Zoom Scan (7x7x12)/Cube 0: Measurement grid: dx=4mm, dy=4mm, dz=2mm

Reference Value = 0.3670 V/m; Power Drift = 0.16 dB


Peak SAR (extrapolated) = 2.06 W/kg

SAR(1 g) = 0.479 W/kg; SAR(10 g) = 0.150 W/kg

Smallest distance from peaks to all points 3 dB below = 11.8 mm

Ratio of SAR at M2 to SAR at M1 = 56.8%

Maximum value of SAR (measured) = 1.05 W/kg



0 dB = 1.05 W/kg = 0.21 dBW/kg

Unless otherwise stated the results shown in this test report refer only to the sample(s) tested and such sample(s) are retained for 90 days only.
除非另有說明，此報告結果僅對測試之樣品負責，同時此樣品僅保留90天。本報告未經本公司書面許可，不可部份複製。

This document is issued by the Company subject to its General Conditions of Service printed overleaf, available on request or accessible at <http://www.sgs.com.tw/Terms-and-Conditions> and for electronic format documents, subject to Terms and Conditions for Electronic Documents at <http://www.sgs.com.tw/Terms-and-Conditions>. Attention is drawn to the limitation of liability, indemnification and jurisdiction issues defined therein. Any holder of this document is advised that information contained hereon reflects the Company's findings at the time of its intervention only and within the limits of Client's instructions, if any. The Company's sole responsibility is to its Client and this document does not exonerate parties to a transaction from exercising all their rights and obligations under the transaction documents. This document cannot be reproduced except in full, without prior written approval of the Company. Any unauthorized alteration, forgery or falsification of the content or appearance of this document is unlawful and offenders may be prosecuted to the fullest extent of the law.

SGS Taiwan Ltd.

No.134,Wu Kung Road, New Taipei Industrial Park, Wuku District, New Taipei City, Taiwan/新北市五股區新北產業園區五工路 134 號

台灣檢驗科技股份有限公司

t (886-2) 2299-3279

f (886-2) 2298-0488

www.sgs.com.tw

Member of SGS Group

Date: 2021/7/20

Report No. :ES/2021/60004**WLAN 802.11a 5.3G_Body_Bottom Surface_CH 52_Aux_0mm**

Communication System: WLAN; Frequency: 5260 MHz; Duty Cycle: 1:1.017


Medium parameters used: $f = 5260 \text{ MHz}$; $\sigma = 4.658 \text{ S/m}$; $\epsilon_r = 35.411$; $\rho = 1000 \text{ kg/m}^3$

Phantom section: Flat Section

Ambient temperature: 22.4°C ; Liquid temperature: 22.7°C

DASY5 Configuration:

- Probe: EX3DV4 - SN7466; ConvF(5.5, 5.5, 5.5); Calibrated: 2021/01/29
- Sensor-Surface: 2mm (Mechanical Surface Detection)
- Electronics: DAE4 Sn877; Calibrated: 2021/03/22
- Phantom: ELI
- DASY52 52.10.4(1527); SEMCAD X 14.6.14(7483)

Area Scan (121x121x1): Interpolated grid: $dx=10 \text{ mm}$, $dy=10 \text{ mm}$ Maximum value of SAR (interpolated) = 0.905 W/kg **Zoom Scan (7x7x12)/Cube 0:** Measurement grid: $dx=4\text{mm}$, $dy=4\text{mm}$, $dz=2\text{mm}$ Reference Value = 0.3880 V/m ; Power Drift = 0.17 dB Peak SAR (extrapolated) = 2.00 W/kg **SAR(1 g) = 0.475 W/kg ; SAR(10 g) = 0.149 W/kg** Smallest distance from peaks to all points 3 dB below = 11.8 mm Ratio of SAR at M2 to SAR at M1 = 59.1% Maximum value of SAR (measured) = 0.975 W/kg  $0 \text{ dB} = 0.975 \text{ W/kg} = -0.11 \text{ dBW/kg}$

Unless otherwise stated the results shown in this test report refer only to the sample(s) tested and such sample(s) are retained for 90 days only.
除非另有說明，此報告結果僅對測試之樣品負責，同時此樣品僅保留90天。本報告未經本公司書面許可，不可部份複製。

This document is issued by the Company subject to its General Conditions of Service printed overleaf, available on request or accessible at <http://www.sgs.com.tw/Terms-and-Conditions> and for electronic format documents, subject to Terms and Conditions for Electronic Documents at <http://www.sgs.com.tw/Terms-and-Conditions>. Attention is drawn to the limitation of liability, indemnification and jurisdiction issues defined therein. Any holder of this document is advised that information contained hereon reflects the Company's findings at the time of its intervention only and within the limits of Client's instructions, if any. The Company's sole responsibility is to its Client and this document does not exonerate parties to a transaction from exercising all their rights and obligations under the transaction documents. This document cannot be reproduced except in full, without prior written approval of the Company. Any unauthorized alteration, forgery or falsification of the content or appearance of this document is unlawful and offenders may be prosecuted to the fullest extent of the law.

SGS Taiwan Ltd.

No.134,Wu Kung Road, New Taipei Industrial Park, Wuku District, New Taipei City, Taiwan/新北市五股區新北產業園區五工路 134 號

台灣檢驗科技股份有限公司

t (886-2) 2299-3279

f (886-2) 2298-0488

www.sgs.com.tw

Member of SGS Group

Date: 2021/7/21

Report No. :ES/2021/60004**WLAN 802.11ac(80M) 5.6G_Body_Bottom Surface_CH 138_Aux_0mm**

Communication System: WLAN; Frequency: 5690 MHz; Duty Cycle: 1:1.020

Medium parameters used: $f = 5690$ MHz; $\sigma = 5.096$ S/m; $\epsilon_r = 34.926$; $\rho = 1000$ kg/m³

Phantom section: Flat Section

Ambient temperature: 22.3°C; Liquid temperature: 22.7°C

DASY5 Configuration:

- Probe: EX3DV4 - SN7466; ConvF(5.04, 5.04, 5.04); Calibrated: 2021/01/29
- Sensor-Surface: 2mm (Mechanical Surface Detection)
- Electronics: DAE4 Sn877; Calibrated: 2021/03/22
- Phantom: ELI
- DASY52 52.10.4(1527); SEMCAD X 14.6.14(7483)

Area Scan (121x121x1): Interpolated grid: dx=10 mm, dy=10 mm

Maximum value of SAR (interpolated) = 0.711 W/kg

Zoom Scan (7x7x12)/Cube 0: Measurement grid: dx=4mm, dy=4mm, dz=2mm

Reference Value = 0.3480 V/m; Power Drift = 0.08 dB


Peak SAR (extrapolated) = 1.87 W/kg

SAR(1 g) = 0.389 W/kg; SAR(10 g) = 0.120 W/kg

Smallest distance from peaks to all points 3 dB below = 11.6 mm

Ratio of SAR at M2 to SAR at M1 = 53.8%

Maximum value of SAR (measured) = 0.863 W/kg



0 dB = 0.863 W/kg = -0.64 dBW/kg

Unless otherwise stated the results shown in this test report refer only to the sample(s) tested and such sample(s) are retained for 90 days only.
除非另有說明，此報告結果僅對測試之樣品負責，同時此樣品僅保留90天。本報告未經本公司書面許可，不可部份複製。

This document is issued by the Company subject to its General Conditions of Service printed overleaf, available on request or accessible at <http://www.sgs.com.tw/Terms-and-Conditions> and for electronic format documents, subject to Terms and Conditions for Electronic Documents at <http://www.sgs.com.tw/Terms-and-Conditions>. Attention is drawn to the limitation of liability, indemnification and jurisdiction issues defined therein. Any holder of this document is advised that information contained hereon reflects the Company's findings at the time of its intervention only and within the limits of Client's instructions, if any. The Company's sole responsibility is to its Client and this document does not exonerate parties to a transaction from exercising all their rights and obligations under the transaction documents. This document cannot be reproduced except in full, without prior written approval of the Company. Any unauthorized alteration, forgery or falsification of the content or appearance of this document is unlawful and offenders may be prosecuted to the fullest extent of the law.

SGS Taiwan Ltd.

No.134,Wu Kung Road, New Taipei Industrial Park, Wuku District, New Taipei City, Taiwan/新北市五股區新北產業園區五工路 134 號

台灣檢驗科技股份有限公司

t (886-2) 2299-3279

f (886-2) 2298-0488

www.sgs.com.tw

Member of SGS Group

Date: 2021/7/22

Report No. :ES/2021/60004

WLAN 802.11a 5.8G_Body_Bottom Surface_CH 149_Aux_0mm

Communication System: WLAN; Frequency: 5745 MHz; Duty Cycle: 1:1.017

Medium parameters used: $f = 5745 \text{ MHz}$; $\sigma = 5.152 \text{ S/m}$; $\epsilon_r = 34.878$; $\rho = 1000 \text{ kg/m}^3$

Phantom section: Flat Section

Ambient temperature: 22.1°C; Liquid temperature: 22.6°C

DASY5 Configuration:

- Probe: EX3DV4 - SN7466; ConvF(5.02, 5.02, 5.02); Calibrated: 2021/01/29
- Sensor-Surface: 2mm (Mechanical Surface Detection)
- Electronics: DAE4 Sn877; Calibrated: 2021/03/22
- Phantom: ELI
- DASY52 52.10.4(1527); SEMCAD X 14.6.14(7483)

Area Scan (121x121x1): Interpolated grid: $dx=10 \text{ mm}$, $dy=10 \text{ mm}$

Maximum value of SAR (interpolated) = 1.54 W/kg

Zoom Scan (7x7x12)/Cube 0: Measurement grid: $dx=4\text{mm}$, $dy=4\text{mm}$, $dz=2\text{mm}$

Reference Value = 3.457 V/m; Power Drift = 0.11 dB


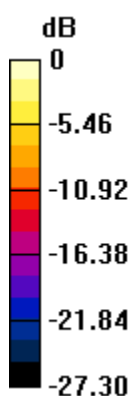
Peak SAR (extrapolated) = 4.04 W/kg

SAR(1 g) = 0.827 W/kg; SAR(10 g) = 0.247 W/kg

Smallest distance from peaks to all points 3 dB below = 11.3 mm

Ratio of SAR at M2 to SAR at M1 = 54.3%

Maximum value of SAR (measured) = 1.73 W/kg



0 dB = 1.73 W/kg = 2.38 dBW/kg

Unless otherwise stated the results shown in this test report refer only to the sample(s) tested and such sample(s) are retained for 90 days only.
除非另有說明，此報告結果僅對測試之樣品負責，同時此樣品僅保留90天。本報告未經本公司書面許可，不可部份複製。

This document is issued by the Company subject to its General Conditions of Service printed overleaf, available on request or accessible at <http://www.sgs.com.tw/Terms-and-Conditions> and for electronic format documents, subject to Terms and Conditions for Electronic Documents at <http://www.sgs.com.tw/Terms-and-Conditions>. Attention is drawn to the limitation of liability, indemnification and jurisdiction issues defined therein. Any holder of this document is advised that information contained hereon reflects the Company's findings at the time of its intervention only and within the limits of Client's instructions, if any. The Company's sole responsibility is to its Client and this document does not exonerate parties to a transaction from exercising all their rights and obligations under the transaction documents. This document cannot be reproduced except in full, without prior written approval of the Company. Any unauthorized alteration, forgery or falsification of the content or appearance of this document is unlawful and offenders may be prosecuted to the fullest extent of the law.

SGS Taiwan Ltd.

No.134,Wu Kung Road, New Taipei Industrial Park, Wuku District, New Taipei City, Taiwan/新北市五股區新北產業園區五工路 134 號

台灣檢驗科技股份有限公司

t (886-2) 2299-3279

f (886-2) 2298-0488

www.sgs.com.tw

Member of SGS Group

Date: 2021/7/22

Report No. :ES/2021/60004

WLAN 802.11n(40M) 5.8G_Body_Bottom Surface_CH 159_Aux_0mm

Communication System: WLAN; Frequency: 5795 MHz; Duty Cycle: 1:1.033

Medium parameters used: $f = 5795 \text{ MHz}$; $\sigma = 5.2 \text{ S/m}$; $\epsilon_r = 34.818$; $\rho = 1000 \text{ kg/m}^3$

Phantom section: Flat Section

Ambient temperature: 22.1°C ; Liquid temperature: 22.6°C

DASY5 Configuration:

- Probe: EX3DV4 - SN7466; ConvF(5.02, 5.02, 5.02); Calibrated: 2021/01/29
- Sensor-Surface: 2mm (Mechanical Surface Detection)
- Electronics: DAE4 Sn877; Calibrated: 2021/03/22
- Phantom: ELI
- DASY52 52.10.4(1527); SEMCAD X 14.6.14(7483)

Area Scan (121x121x1): Interpolated grid: $dx=10 \text{ mm}$, $dy=10 \text{ mm}$

Maximum value of SAR (interpolated) = 1.67 W/kg

Zoom Scan (7x7x12)/Cube 0: Measurement grid: $dx=4\text{mm}$, $dy=4\text{mm}$, $dz=2\text{mm}$

Reference Value = 0.5680 V/m ; Power Drift = 0.07 dB


Peak SAR (extrapolated) = 4.40 W/kg

SAR(1 g) = 0.876 W/kg ; SAR(10 g) = 0.258 W/kg

Smallest distance from peaks to all points 3 dB below = 11.2 mm

Ratio of SAR at M2 to SAR at M1 = 54.3%

Maximum value of SAR (measured) = 1.88 W/kg



$0 \text{ dB} = 1.88 \text{ W/kg} = 2.75 \text{ dBW/kg}$

Unless otherwise stated the results shown in this test report refer only to the sample(s) tested and such sample(s) are retained for 90 days only.
除非另有說明，此報告結果僅對測試之樣品負責，同時此樣品僅保留90天。本報告未經本公司書面許可，不可部份複製。

This document is issued by the Company subject to its General Conditions of Service printed overleaf, available on request or accessible at <http://www.sgs.com.tw/Terms-and-Conditions> and for electronic format documents, subject to Terms and Conditions for Electronic Documents at <http://www.sgs.com.tw/Terms-and-Conditions>. Attention is drawn to the limitation of liability, indemnification and jurisdiction issues defined therein. Any holder of this document is advised that information contained hereon reflects the Company's findings at the time of its intervention only and within the limits of Client's instructions, if any. The Company's sole responsibility is to its Client and this document does not exonerate parties to a transaction from exercising all their rights and obligations under the transaction documents. This document cannot be reproduced except in full, without prior written approval of the Company. Any unauthorized alteration, forgery or falsification of the content or appearance of this document is unlawful and offenders may be prosecuted to the fullest extent of the law.

SGS Taiwan Ltd.

No.134,Wu Kung Road, New Taipei Industrial Park, Wuku District, New Taipei City, Taiwan/新北市五股區新北產業園區五工路 134 號

台灣檢驗科技股份有限公司

t (886-2) 2299-3279

f (886-2) 2298-0488

www.sgs.com.tw

Member of SGS Group

6. SAR System Performance Verification

Date: 2021/7/17

Report No. : ES/2021/60004

Dipole 2450 MHz_SN:727

Communication System: CW; Frequency: 2450 MHz; Duty Cycle: 1:1

Medium parameters used: $f = 2450$ MHz; $\sigma = 1.791$ S/m; $\epsilon_r = 38.981$; $\rho = 1000$ kg/m³

Phantom section: Flat Section

Ambient temperature: 22.4°C; Liquid temperature: 22.6°C

DASY5 Configuration:

- Probe: EX3DV4 - SN7466; ConvF(8.08, 8.08, 8.08); Calibrated: 2021/01/29
- Sensor-Surface: 2mm (Mechanical Surface Detection)
- Electronics: DAE4 Sn877; Calibrated: 2021/03/22
- Phantom: ELI
- DASY52 52.10.4(1527); SEMCAD X 14.6.14(7483)

Area Scan (51x61x1): Interpolated grid: dx=12 mm, dy=12 mm

Maximum value of SAR (interpolated) = 23.3 W/kg

Zoom Scan (7x7x7)/Cube 0: Measurement grid: dx=5mm, dy=5mm, dz=5mm

Reference Value = 103.1 V/m; Power Drift = 0.01 dB


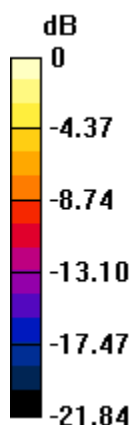
Peak SAR (extrapolated) = 29.3 W/kg

SAR(1 g) = 13.4 W/kg; SAR(10 g) = 6.32 W/kg

Smallest distance from peaks to all points 3 dB below = 9 mm

Ratio of SAR at M2 to SAR at M1 = 48.4%

Maximum value of SAR (measured) = 21.7 W/kg



0 dB = 21.7 W/kg = 13.36 dBW/kg

Unless otherwise stated the results shown in this test report refer only to the sample(s) tested and such sample(s) are retained for 90 days only.
除非另有說明，此報告結果僅對測試之樣品負責，同時此樣品僅保留90天。本報告未經本公司書面許可，不可部份複製。

This document is issued by the Company subject to its General Conditions of Service printed overleaf, available on request or accessible at <http://www.sgs.com.tw/Terms-and-Conditions> and for electronic format documents, subject to Terms and Conditions for Electronic Documents at <http://www.sgs.com.tw/Terms-and-Conditions>. Attention is drawn to the limitation of liability, indemnification and jurisdiction issues defined therein. Any holder of this document is advised that information contained hereon reflects the Company's findings at the time of its intervention only and within the limits of Client's instructions, if any. The Company's sole responsibility is to its Client and this document does not exonerate parties to a transaction from exercising all their rights and obligations under the transaction documents. This document cannot be reproduced except in full, without prior written approval of the Company. Any unauthorized alteration, forgery or falsification of the content or appearance of this document is unlawful and offenders may be prosecuted to the fullest extent of the law.

SGS Taiwan Ltd.

No.134,Wu Kung Road, New Taipei Industrial Park, Wuku District, New Taipei City, Taiwan/新北市五股區新北產業園區五工路 134 號

台灣檢驗科技股份有限公司

t (886-2) 2299-3279

f (886-2) 2298-0488

www.sgs.com.tw

Member of SGS Group

Date: 2021/7/19

Report No. :ES/2021/60004**Dipole 5200 MHz_SN:1023**

Communication System: CW; Frequency: 5200 MHz; Duty Cycle: 1:1

Medium parameters used: $f = 5200$ MHz; $\sigma = 4.599$ S/m; $\epsilon_r = 35.475$; $\rho = 1000$ kg/m³

Phantom section: Flat Section

Ambient temperature: 22.4°C; Liquid temperature: 22.9°C

DASY5 Configuration:

- Probe: EX3DV4 - SN7466; ConvF(5.6, 5.6, 5.6); Calibrated: 2021/01/29
- Sensor-Surface: 2mm (Mechanical Surface Detection)
- Electronics: DAE4 Sn877; Calibrated: 2021/03/22
- Phantom: ELI
- DASY52 52.10.4(1527); SEMCAD X 14.6.14(7483)

Area Scan (51x51x1): Interpolated grid: dx=10 mm, dy=10 mm

Maximum value of SAR (interpolated) = 16.6 W/kg

Zoom Scan (7x7x12)/Cube 0: Measurement grid: dx=4mm, dy=4mm, dz=2mm

Reference Value = 60.93 V/m; Power Drift = 0.05 dB

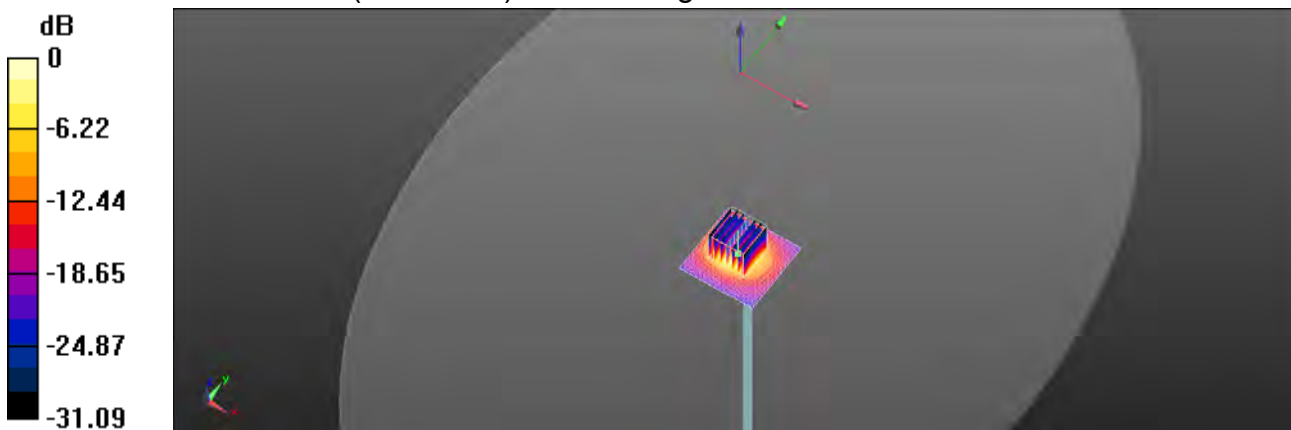
Peak SAR (extrapolated) = 31.9 W/kg

SAR(1 g) = 7.92 W/kg; SAR(10 g) = 2.24 W/kg

Smallest distance from peaks to all points 3 dB below = 7.4 mm

Ratio of SAR at M2 to SAR at M1 = 55.9%

Maximum value of SAR (measured) = 16.9 W/kg



0 dB = 16.9 W/kg = 12.27 dBW/kg

Unless otherwise stated the results shown in this test report refer only to the sample(s) tested and such sample(s) are retained for 90 days only.
除非另有說明，此報告結果僅對測試之樣品負責，同時此樣品僅保留90天。本報告未經本公司書面許可，不可部份複製。

This document is issued by the Company subject to its General Conditions of Service printed overleaf, available on request or accessible at <http://www.sgs.com.tw/Terms-and-Conditions> and for electronic format documents, subject to Terms and Conditions for Electronic Documents at <http://www.sgs.com.tw/Terms-and-Conditions>. Attention is drawn to the limitation of liability, indemnification and jurisdiction issues defined therein. Any holder of this document is advised that information contained hereon reflects the Company's findings at the time of its intervention only and within the limits of Client's instructions, if any. The Company's sole responsibility is to its Client and this document does not exonerate parties to a transaction from exercising all their rights and obligations under the transaction documents. This document cannot be reproduced except in full, without prior written approval of the Company. Any unauthorized alteration, forgery or falsification of the content or appearance of this document is unlawful and offenders may be prosecuted to the fullest extent of the law.

SGS Taiwan Ltd.

No.134,Wu Kung Road, New Taipei Industrial Park, Wuku District, New Taipei City, Taiwan/新北市五股區新北產業園區五工路 134 號

台灣檢驗科技股份有限公司

t (886-2) 2299-3279

f (886-2) 2298-0488

www.sgs.com.tw

Member of SGS Group

Date: 2021/7/20

Report No. :ES/2021/60004**Dipole 5300 MHz_SN:1023**

Communication System: CW; Frequency: 5300 MHz; Duty Cycle: 1:1

Medium parameters used: $f = 5300$ MHz; $\sigma = 4.702$ S/m; $\epsilon_r = 35.358$; $\rho = 1000$ kg/m³

Phantom section: Flat Section

Ambient temperature: 22.4°C; Liquid temperature: 22.7°C

DASY5 Configuration:

- Probe: EX3DV4 - SN7466; ConvF(5.5, 5.5, 5.5); Calibrated: 2021/01/29
- Sensor-Surface: 2mm (Mechanical Surface Detection)
- Electronics: DAE4 Sn877; Calibrated: 2021/03/22
- Phantom: ELI
- DASY52 52.10.4(1527); SEMCAD X 14.6.14(7483)

Area Scan (61x91x1): Interpolated grid: dx=10 mm, dy=10 mm

Maximum value of SAR (interpolated) = 19.4 W/kg

Zoom Scan (7x7x12)/Cube 0: Measurement grid: dx=4mm, dy=4mm, dz=2mm

Reference Value = 65.65 V/m; Power Drift = -0.01 dB


Peak SAR (extrapolated) = 35.6 W/kg

SAR(1 g) = 8.12 W/kg; SAR(10 g) = 2.26 W/kg

Smallest distance from peaks to all points 3 dB below = 7.2 mm

Ratio of SAR at M2 to SAR at M1 = 54.1%

Maximum value of SAR (measured) = 18.0 W/kg



0 dB = 18.0 W/kg = 12.55 dBW/kg

Unless otherwise stated the results shown in this test report refer only to the sample(s) tested and such sample(s) are retained for 90 days only.
除非另有說明，此報告結果僅對測試之樣品負責，同時此樣品僅保留90天。本報告未經本公司書面許可，不可部份複製。

This document is issued by the Company subject to its General Conditions of Service printed overleaf, available on request or accessible at <http://www.sgs.com.tw/Terms-and-Conditions> and for electronic format documents, subject to Terms and Conditions for Electronic Documents at <http://www.sgs.com.tw/Terms-and-Conditions>. Attention is drawn to the limitation of liability, indemnification and jurisdiction issues defined therein. Any holder of this document is advised that information contained hereon reflects the Company's findings at the time of its intervention only and within the limits of Client's instructions, if any. The Company's sole responsibility is to its Client and this document does not exonerate parties to a transaction from exercising all their rights and obligations under the transaction documents. This document cannot be reproduced except in full, without prior written approval of the Company. Any unauthorized alteration, forgery or falsification of the content or appearance of this document is unlawful and offenders may be prosecuted to the fullest extent of the law.

SGS Taiwan Ltd.

No.134,Wu Kung Road, New Taipei Industrial Park, Wuku District, New Taipei City, Taiwan/新北市五股區新北產業園區五工路 134 號

台灣檢驗科技股份有限公司

t (886-2) 2299-3279

f (886-2) 2298-0488

www.sgs.com.tw

Member of SGS Group

Date: 2021/7/21

Report No. :ES/2021/60004**Dipole 5600 MHz_SN:1023**

Communication System: CW; Frequency: 5600 MHz; Duty Cycle: 1:1

Medium parameters used: $f = 5600$ MHz; $\sigma = 5.004$ S/m; $\epsilon_r = 35.035$; $\rho = 1000$ kg/m³

Phantom section: Flat Section

Ambient temperature: 22.3°C; Liquid temperature: 22.7°C

DASY5 Configuration:

- Probe: EX3DV4 - SN7466; ConvF(5.04, 5.04, 5.04); Calibrated: 2021/01/29
- Sensor-Surface: 2mm (Mechanical Surface Detection)
- Electronics: DAE4 Sn877; Calibrated: 2021/03/22
- Phantom: ELI
- DASY52 52.10.4(1527); SEMCAD X 14.6.14(7483)

Area Scan (61x91x1): Interpolated grid: dx=10 mm, dy=10 mm

Maximum value of SAR (interpolated) = 19.8 W/kg

Zoom Scan (7x7x12)/Cube 0: Measurement grid: dx=4mm, dy=4mm, dz=2mm

Reference Value = 64.35 V/m; Power Drift = -0.02 dB


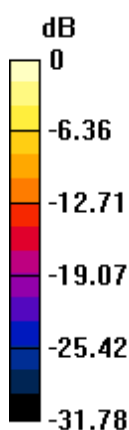
Peak SAR (extrapolated) = 38.8 W/kg

SAR(1 g) = 8.46 W/kg; SAR(10 g) = 2.38 W/kg

Smallest distance from peaks to all points 3 dB below = 7.2 mm

Ratio of SAR at M2 to SAR at M1 = 51.9%

Maximum value of SAR (measured) = 18.6 W/kg



0 dB = 18.6 W/kg = 12.70 dBW/kg

Unless otherwise stated the results shown in this test report refer only to the sample(s) tested and such sample(s) are retained for 90 days only.
除非另有說明，此報告結果僅對測試之樣品負責，同時此樣品僅保留90天。本報告未經本公司書面許可，不可部份複製。

This document is issued by the Company subject to its General Conditions of Service printed overleaf, available on request or accessible at <http://www.sgs.com.tw/Terms-and-Conditions> and for electronic format documents, subject to Terms and Conditions for Electronic Documents at <http://www.sgs.com.tw/Terms-and-Conditions>. Attention is drawn to the limitation of liability, indemnification and jurisdiction issues defined therein. Any holder of this document is advised that information contained hereon reflects the Company's findings at the time of its intervention only and within the limits of Client's instructions, if any. The Company's sole responsibility is to its Client and this document does not exonerate parties to a transaction from exercising all their rights and obligations under the transaction documents. This document cannot be reproduced except in full, without prior written approval of the Company. Any unauthorized alteration, forgery or falsification of the content or appearance of this document is unlawful and offenders may be prosecuted to the fullest extent of the law.

SGS Taiwan Ltd.

No.134,Wu Kung Road, New Taipei Industrial Park, Wuku District, New Taipei City, Taiwan/新北市五股區新北產業園區五工路 134 號

台灣檢驗科技股份有限公司

t (886-2) 2299-3279

f (886-2) 2298-0488

www.sgs.com.tw

Member of SGS Group

Date: 2021/7/22

Report No. :ES/2021/60004**Dipole 5800 MHz_SN:1023**

Communication System: CW; Frequency: 5800 MHz; Duty Cycle: 1:1

Medium parameters used: $f = 5800$ MHz; $\sigma = 5.209$ S/m; $\epsilon_r = 34.799$; $\rho = 1000$ kg/m³

Phantom section: Flat Section

Ambient temperature: 22.1°C; Liquid temperature: 22.6°C

DASY5 Configuration:

- Probe: EX3DV4 - SN7466; ConvF(5.02, 5.02, 5.02); Calibrated: 2021/01/29
- Sensor-Surface: 2mm (Mechanical Surface Detection)
- Electronics: DAE4 Sn877; Calibrated: 2021/03/22
- Phantom: ELI
- DASY52 52.10.4(1527); SEMCAD X 14.6.14(7483)

Area Scan (61x91x1): Interpolated grid: dx=10 mm, dy=10 mm

Maximum value of SAR (interpolated) = 18.7 W/kg

Zoom Scan (7x7x12)/Cube 0: Measurement grid: dx=4mm, dy=4mm, dz=2mm

Reference Value = 59.09 V/m; Power Drift = 0.07 dB


Peak SAR (extrapolated) = 38.4 W/kg

SAR(1 g) = 8.14 W/kg; SAR(10 g) = 2.25 W/kg

Smallest distance from peaks to all points 3 dB below = 7.4 mm

Ratio of SAR at M2 to SAR at M1 = 51.1%

Maximum value of SAR (measured) = 18.1 W/kg



0 dB = 18.1 W/kg = 12.58 dBW/kg

Unless otherwise stated the results shown in this test report refer only to the sample(s) tested and such sample(s) are retained for 90 days only.
除非另有說明，此報告結果僅對測試之樣品負責，同時此樣品僅保留90天。本報告未經本公司書面許可，不可部份複製。

This document is issued by the Company subject to its General Conditions of Service printed overleaf, available on request or accessible at <http://www.sgs.com.tw/Terms-and-Conditions> and for electronic format documents, subject to Terms and Conditions for Electronic Documents at <http://www.sgs.com.tw/Terms-and-Conditions>. Attention is drawn to the limitation of liability, indemnification and jurisdiction issues defined therein. Any holder of this document is advised that information contained hereon reflects the Company's findings at the time of its intervention only and within the limits of Client's instructions, if any. The Company's sole responsibility is to its Client and this document does not exonerate parties to a transaction from exercising all their rights and obligations under the transaction documents. This document cannot be reproduced except in full, without prior written approval of the Company. Any unauthorized alteration, forgery or falsification of the content or appearance of this document is unlawful and offenders may be prosecuted to the fullest extent of the law.

SGS Taiwan Ltd.

No.134,Wu Kung Road, New Taipei Industrial Park, Wuku District, New Taipei City, Taiwan/新北市五股區新北產業園區五工路 134 號

台灣檢驗科技股份有限公司

t (886-2) 2299-3279

f (886-2) 2298-0488

www.sgs.com.tw

Member of SGS Group

7. Uncertainty Budget

Measurement Uncertainty evaluation template for DUT SAR test (3-6G)

A	c	D	e		f	g	$h=c * f / e$	$i=c * g / e$	k
Source of Uncertainty	Tolerance/ Uncertainty	Probability	Div	Div Value	ci (1g)	ci (10g)	Standard uncertainty	Standard uncertainty	vi, or Veff
Measurement system									
Probe calibration	6.55%	N	1	1	1	1	6.55%	6.55%	∞
Isotropy , Axial	3.50%	R	$\sqrt{3}$	1.732	1	1	2.02%	2.02%	∞
Isotropy, Hemispherical	9.60%	R	$\sqrt{3}$	1.732	1	1	5.54%	5.54%	∞
Modulation Response	2.40%	R	$\sqrt{3}$	1.732	1	1	1.40%	1.40%	∞
Boundary Effect	1.00%	R	$\sqrt{3}$	1.732	1	1	0.58%	0.58%	∞
Linearity	4.70%	R	$\sqrt{3}$	1.732	1	1	2.71%	2.71%	∞
Detection Limits	1.00%	R	$\sqrt{3}$	1.732	1	1	0.58%	0.58%	∞
Readout Electronics	0.30%	N	1	1	1	1	0.30%	0.30%	∞
Response time	0.80%	R	$\sqrt{3}$	1.732	1	1	0.46%	0.46%	∞
Integration Time	2.60%	R	$\sqrt{3}$	1.732	1	1	1.50%	1.50%	∞
Measurement drift (class A evaluation)	1.75%	R	$\sqrt{3}$	1.732	1	1	1.01%	1.01%	∞
RF ambient condition - noise	3.00%	R	$\sqrt{3}$	1.732	1	1	1.73%	1.73%	∞
RF ambient conditions - reflections	3.00%	R	$\sqrt{3}$	1.732	1	1	1.73%	1.73%	∞
Probe positioner	0.40%	R	$\sqrt{3}$	1.732	1	1	0.23%	0.23%	∞
Mechanical restrictions									
Probe Positioning with respect to phantom	2.90%	R	$\sqrt{3}$	1.732	1	1	1.67%	1.67%	∞
Post-processing	1.00%	R	$\sqrt{3}$	1.732	1	1	0.58%	0.58%	∞
Max SAR Eval	1.00%	R	$\sqrt{3}$	1.732	1	1	0.58%	0.58%	∞
Test Sample related									
Test sample positioning	2.90%	N	1	1	1	1	2.90%	2.90%	M-1
Device Holder Uncertainty	3.60%	N	1	1	1	1	3.60%	3.60%	M-1
Drift of output power	5.00%	R	$\sqrt{3}$	1.732	1	1	2.89%	2.89%	∞
Phantom and Setup									
Phantom Uncertainty	4.00%	R	$\sqrt{3}$	1.732	1	1	2.31%	2.31%	∞
Liquid permittivity (mea.)	1.44%	N	1	1	0.64	0.43	0.92%	0.62%	M
Liquid Conductivity (mea.)	1.25%	N	1	1	0.6	0.49	0.75%	0.61%	M
Combined standard uncertainty		RSS					11.78%	11.74%	
Expan uncertainty (95% confidence)							23.55%	23.48%	

Unless otherwise stated the results shown in this test report refer only to the sample(s) tested and such sample(s) are retained for 90 days only.

除非另有說明，此報告結果僅對測試之樣品負責，同時此樣品僅保留90天。本報告未經本公司書面許可，不可部份複製。

This document is issued by the Company subject to its General Conditions of Service printed overleaf, available on request or accessible at <http://www.sgs.com.tw/Terms-and-Conditions> and for electronic format documents, subject to Terms and Conditions for Electronic Documents at <http://www.sgs.com.tw/Terms-and-Conditions>. Attention is drawn to the limitation of liability, indemnification and jurisdiction issues defined therein. Any holder of this document is advised that information contained hereon reflects the Company's findings at the time of its intervention only and within the limits of Client's instructions, if any. The Company's sole responsibility is to its Client and this document does not exonerate parties to a transaction from exercising all their rights and obligations under the transaction documents. This document cannot be reproduced except in full, without prior written approval of the Company. Any unauthorized alteration, forgery or falsification of the content or appearance of this document is unlawful and offenders may be prosecuted to the fullest extent of the law.

SGS Taiwan Ltd.

No.134,Wu Kung Road, New Taipei Industrial Park, Wuku District, New Taipei City, Taiwan/新北市五股區新北產業園區五工路 134 號

台灣檢驗科技股份有限公司

t (886-2) 2299-3279

f (886-2) 2298-0488

www.sgs.com.tw

Member of SGS Group

Measurement Uncertainty evaluation template for DUT SAR test (0.3-3G)

A	c	D	e		f	g	h=c * f / e	i=c * g / e	k
Source of Uncertainty	Tolerance/ Uncertainty	Probabili ty	Div	Div Value	ci (1g)	ci (10g)	Standard uncertainty	Standard uncertainty	vi, or Veff
Measurement system									
Probe calibration	6.00%	N	1	1	1	1	6.00%	6.00%	∞
Isotropy , Axial	3.50%	R	$\sqrt{3}$	1.732	1	1	2.02%	2.02%	∞
Isotropy, Hemispherical	9.60%	R	$\sqrt{3}$	1.732	1	1	5.54%	5.54%	∞
Modulation Response	2.40%	R	$\sqrt{3}$	1.732	1	1	1.40%	1.40%	∞
Boundary Effect	1.00%	R	$\sqrt{3}$	1.732	1	1	0.58%	0.58%	∞
Linearity	4.70%	R	$\sqrt{3}$	1.732	1	1	2.71%	2.71%	∞
Detection Limits	1.00%	R	$\sqrt{3}$	1.732	1	1	0.58%	0.58%	∞
Readout Electronics	0.30%	N	1	1	1	1	0.30%	0.30%	∞
Response time	0.80%	R	$\sqrt{3}$	1.732	1	1	0.46%	0.46%	∞
Integration Time	2.60%	R	$\sqrt{3}$	1.732	1	1	1.50%	1.50%	∞
Measurement drift (class A evaluation)	1.75%	R	$\sqrt{3}$	1.732	1	1	1.01%	1.01%	∞
RF ambient condition - noise	3.00%	R	$\sqrt{3}$	1.732	1	1	1.73%	1.73%	∞
RF ambient conditions - reflections	3.00%	R	$\sqrt{3}$	1.732	1	1	1.73%	1.73%	∞
Probe positioner Mechanical restrictions	0.40%	R	$\sqrt{3}$	1.732	1	1	0.23%	0.23%	∞
Probe Positioning with respect to phantom	2.90%	R	$\sqrt{3}$	1.732	1	1	1.67%	1.67%	∞
Post-processing	1.00%	R	$\sqrt{3}$	1.732	1	1	0.58%	0.58%	∞
Max SAR Eval	1.00%	R	$\sqrt{3}$	1.732	1	1	0.58%	0.58%	∞
Test Sample related									
Test sample positioning	2.90%	N	1	1	1	1	2.90%	2.90%	M-1
Device Holder Uncertainty	3.60%	N	1	1	1	1	3.60%	3.60%	M-1
Drift of output power	5.00%	R	$\sqrt{3}$	1.732	1	1	2.89%	2.89%	∞
Phantom and Setup									
Phantom Uncertainty	4.00%	R	$\sqrt{3}$	1.732	1	1	2.31%	2.31%	∞
Liquid permittivity (mea.)	0.65%	N	1	1	0.64	0.43	0.42%	0.28%	M
Liquid Conductivity (mea.)	0.50%	N	1	1	0.6	0.49	0.30%	0.25%	M
Combined standard uncertainty		RSS					11.43%	11.41%	
Expant uncertainty (95% confidence)							22.86%	22.83%	

Unless otherwise stated the results shown in this test report refer only to the sample(s) tested and such sample(s) are retained for 90 days only.

除非另有說明，此報告結果僅對測試之樣品負責，同時此樣品僅保留90天。本報告未經本公司書面許可，不可部份複製。

This document is issued by the Company subject to its General Conditions of Service printed overleaf, available on request or accessible at <http://www.sgs.com.tw/Terms-and-Conditions> and for electronic format documents, subject to Terms and Conditions for Electronic Documents at <http://www.sgs.com.tw/Terms-and-Conditions>. Attention is drawn to the limitation of liability, indemnification and jurisdiction issues defined therein. Any holder of this document is advised that information contained hereon reflects the Company's findings at the time of its intervention only and within the limits of Client's instructions, if any. The Company's sole responsibility is to its Client and this document does not exonerate parties to a transaction from exercising all their rights and obligations under the transaction documents. This document cannot be reproduced except in full, without prior written approval of the Company. Any unauthorized alteration, forgery or falsification of the content or appearance of this document is unlawful and offenders may be prosecuted to the fullest extent of the law.

SGS Taiwan Ltd.

No.134,Wu Kung Road, New Taipei Industrial Park, Wuku District, New Taipei City, Taiwan/新北市五股區新北產業園區五工路 134 號

台灣檢驗科技股份有限公司

t (886-2) 2299-3279

f (886-2) 2298-0488

www.sgs.com.tw

Member of SGS Group



Appendixes

Refer to separated files for the following appendixes.

ES202160004 SAR_Appendix A Photographs

ES202160004 SAR_Appendix B DAE & Probe Cal. Certificate

ES202160004 SAR_Appendix C Phantom Description & Dipole Cal. Certificate

- End of report -

Unless otherwise stated the results shown in this test report refer only to the sample(s) tested and such sample(s) are retained for 90 days only.
除非另有說明，此報告結果僅對測試之樣品負責，同時此樣品僅保留90天。本報告未經本公司書面許可，不可部份複製。

This document is issued by the Company subject to its General Conditions of Service printed overleaf, available on request or accessible at <http://www.sgs.com.tw/Terms-and-Conditions> and for electronic format documents, subject to Terms and Conditions for Electronic Documents at <http://www.sgs.com.tw/Terms-and-Conditions>. Attention is drawn to the limitation of liability, indemnification and jurisdiction issues defined therein. Any holder of this document is advised that information contained hereon reflects the Company's findings at the time of its intervention only and within the limits of Client's instructions, if any. The Company's sole responsibility is to its Client and this document does not exonerate parties to a transaction from exercising all their rights and obligations under the transaction documents. This document cannot be reproduced except in full, without prior written approval of the Company. Any unauthorized alteration, forgery or falsification of the content or appearance of this document is unlawful and offenders may be prosecuted to the fullest extent of the law.

SGS Taiwan Ltd.

No.134,Wu Kung Road, New Taipei Industrial Park, Wuku District, New Taipei City, Taiwan/新北市五股區新北產業園區五工路 134 號

台灣檢驗科技股份有限公司

t (886-2) 2299-3279

f (886-2) 2298-0488

www.sgs.com.tw

Member of SGS Group