



REPORT No. : SZ20060216E01

TEST REPORT

APPLICANT : ZHUHAI YONGTAI ELECTRONIC CO., LTD.

PRODUCT NAME : PCB Antenna

MODEL NAME : 2.4G Antenna

TRADE NAME : N/A

BRAND NAME : N/A

STANDARD(S) : ANSI/IEEE Std 149-2008

RECEIPT DATE : 2020-06-16

TEST DATE : 2020-06-17

ISSUE DATE : 2020-06-19



Edited by:

Zhao Zetian

Zhao Zetian(Rapporteur)

Approved by:

Chi Shide

Chi Shide(Supervisor)

NOTE: This document is issued by MORLAB, the test report shall not be reproduced except in full without prior written permission of the company. The test results apply only to the particular sample(s) tested and to the specific tests carried out which is available on request for validation and information confirmed at our website.

MORLAB

SHENZHEN MORLAB COMMUNICATIONS TECHNOLOGY Co., Ltd.
FL1-3, Building A, FeiYang Science Park, No.8 LongChang Road,
Block67, BaoAn District, ShenZhen , GuangDong Province, P. R. China

Tel: 86-755-36698555
Http://www.morlab.cn

Fax: 86-755-36698525
E-mail: service@morlab.cn





DIRECTORY

1. Technical Information.....	3
1.1. Applicant and Manufacturer Information.....	3
1.2. Equipment Under Test (EUT) Description	3
2. Test Results	4
2.1. Applied Reference Documents	4
2.2. Test Conditions	4
2.3. Test Results lists.....	4
Annex A Test Setup	5
Annex B Figures	6
1. 2D Radiation Pattern	6
2. 3D Radiation Pattern	7
Annex C Photographs.....	9
Annex D General Information	11
1.1 Identification of the Responsible Testing Laboratory	11
1.2 Identification of the Responsible Testing Location	11
1.3 Test Equipments Utilized	11

Change History		
Version	Date	Reason for change
1.0	2020-06-19	First edition

1. Technical Information

Note: Provide by manufacturer.


1.1. Applicant and Manufacturer Information

Applicant:	ZHUHAI YONGTAI ELECTRONIC CO., LTD.
Applicant Address:	No.25,Jingfeng Rd.West,Jingding industrial park, Tangjiawan(Jingding) Town, Zhuhai City, China
Manufacturer:	N/A
Manufacturer Address:	N/A

1.2. Equipment Under Test (EUT) Description

Frequency	N/A
-----------	-----

Dimensions:





2. Test Results

2.1. Applied Reference Documents

Leading reference documents for testing:

No.	Identity	Document Title
1	ANSI/IEEE Std 149-2008	IEEE Standard Test Procedures for Antennas

2.2. Test Conditions

Test Environment Conditions:

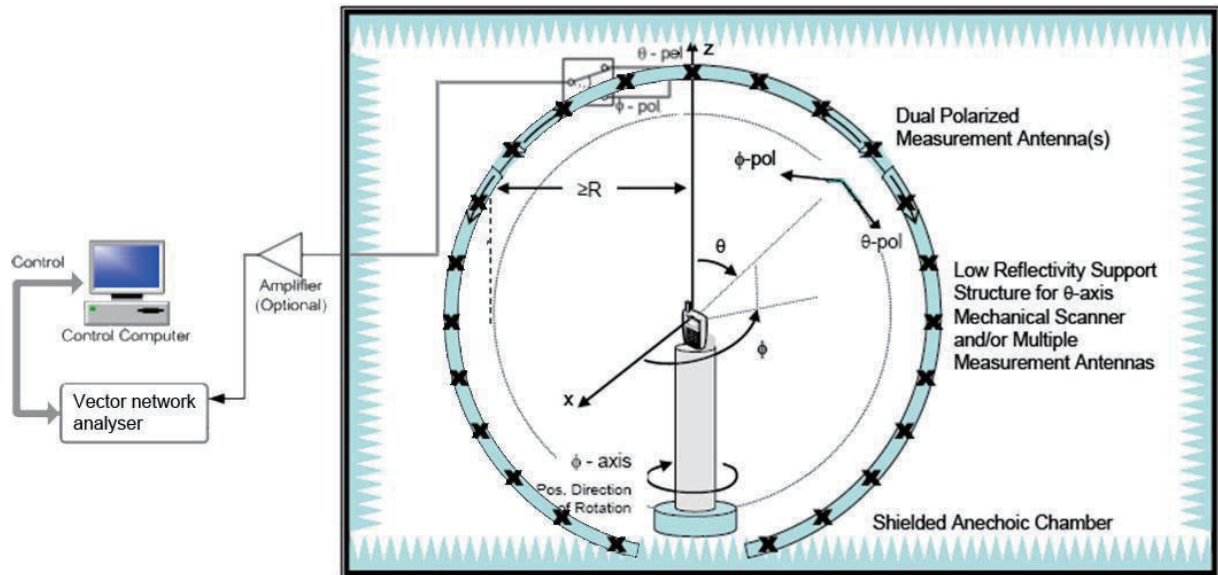
Relative Humidity:	25 ... 75 %
Temperature:	+10 °C to +30 °C

2.3. Test Results lists

2.3.1. Gain

Frequency(MHz)	Gain(dBi)
2405	-2.32
2411	-2.42
2417	-2.42
2430	-2.48
2435	-2.38
2451	-2.19
2457	-2.30
2460	-2.26
2463	-2.36
2469	-2.24
2470	-2.28
2475	-2.22

Annex A Test Setup

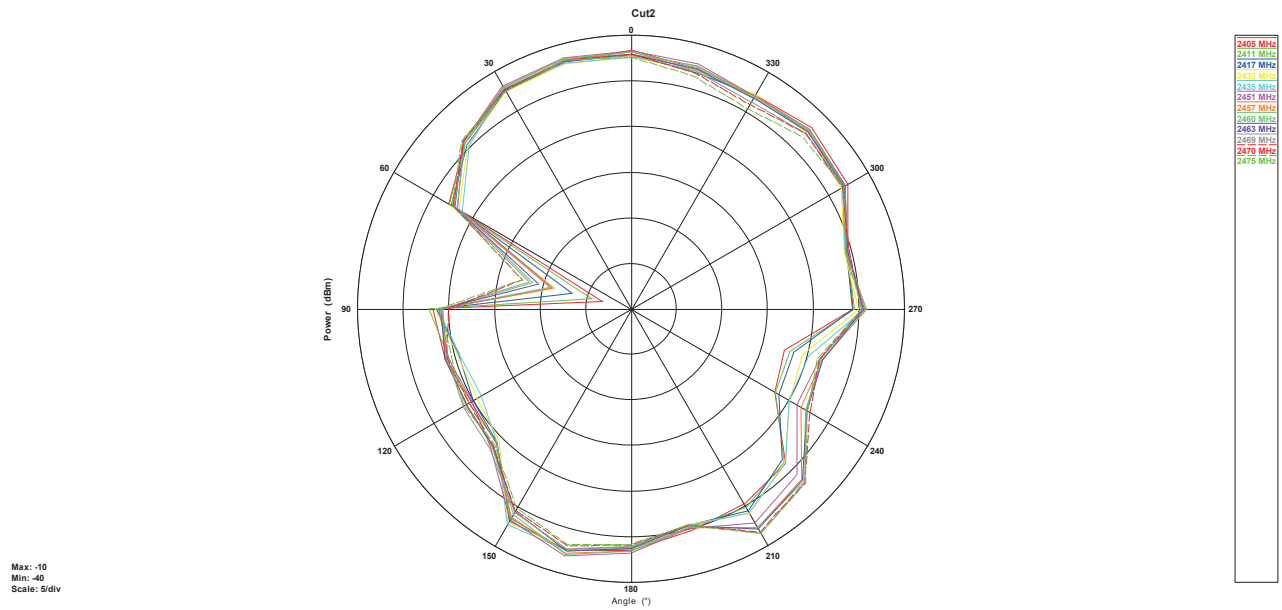




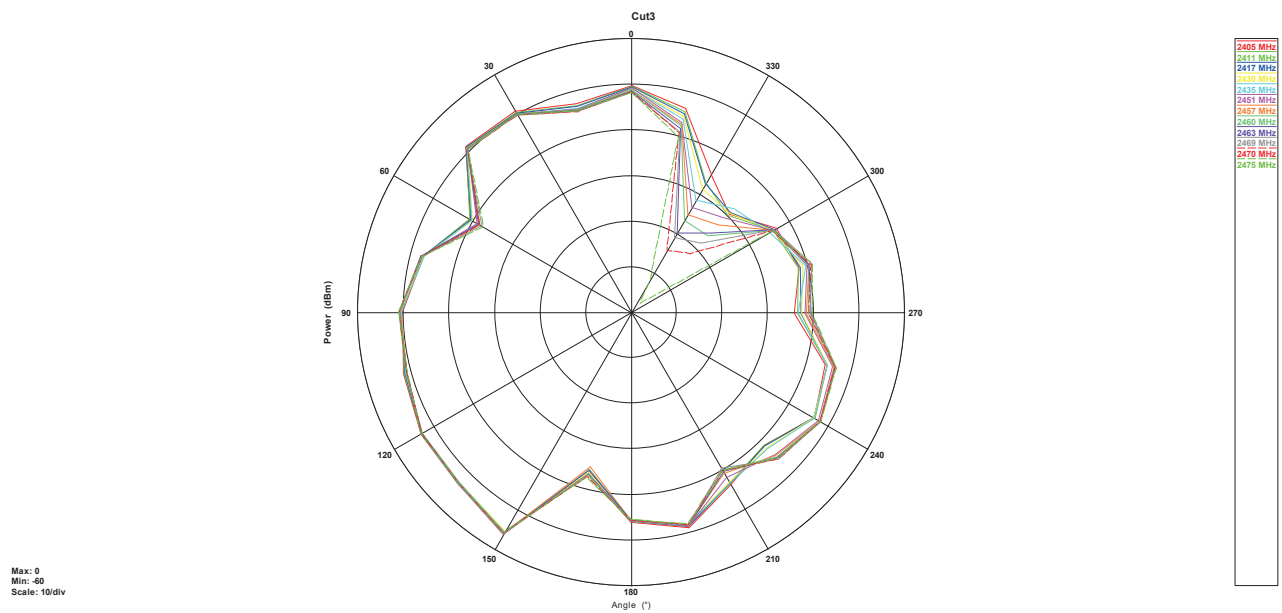
Annex B Figures

1. 2D Radiation Pattern

Phi=0°



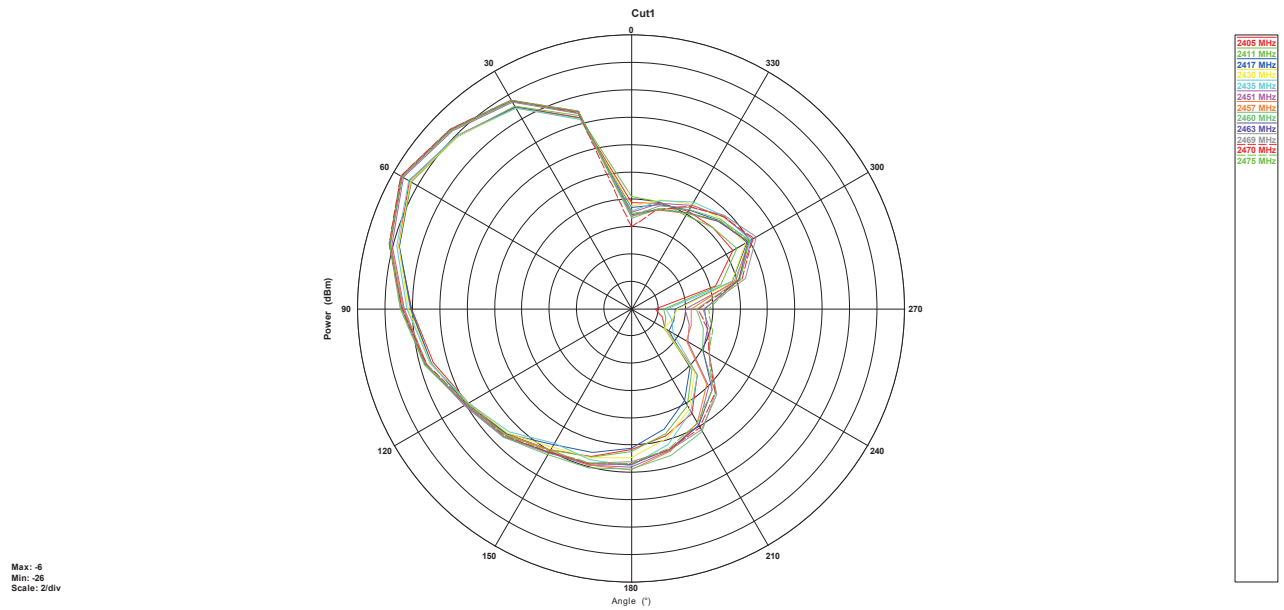
Phi=90°



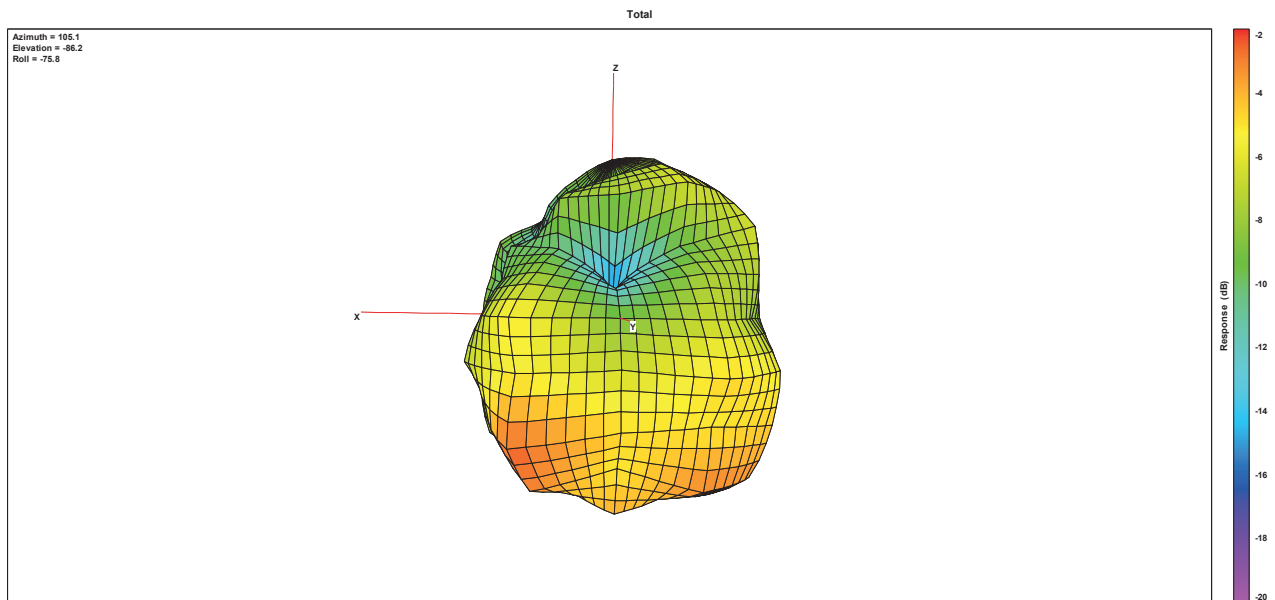


Theta=90°

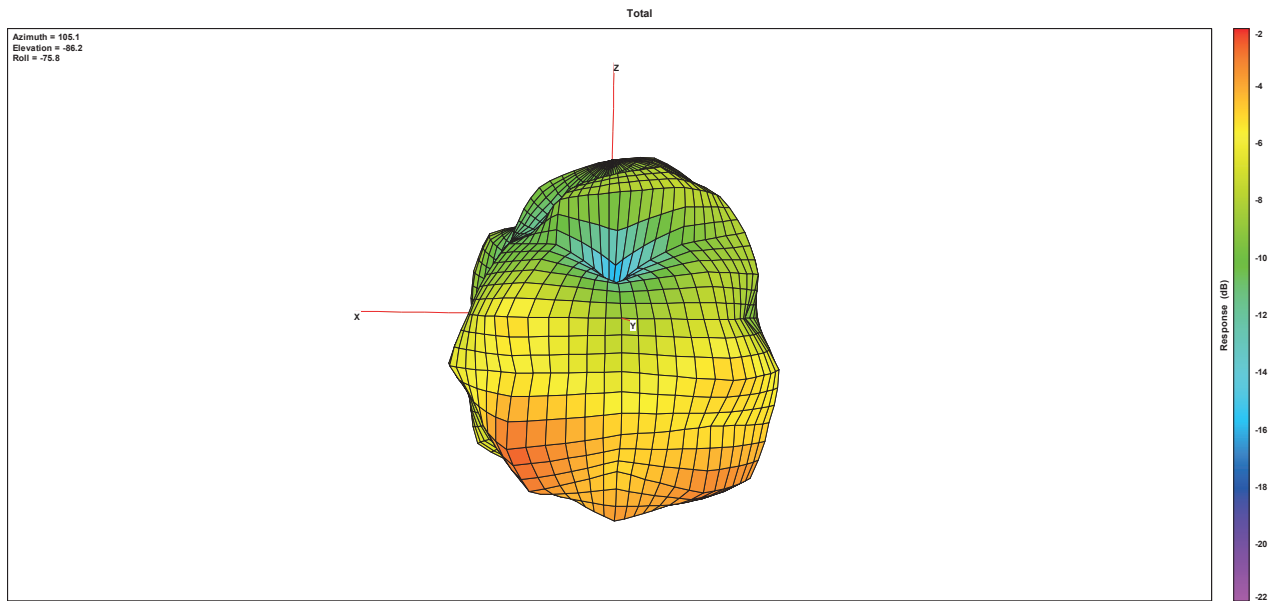
REPORT No. : SZ20060216E01



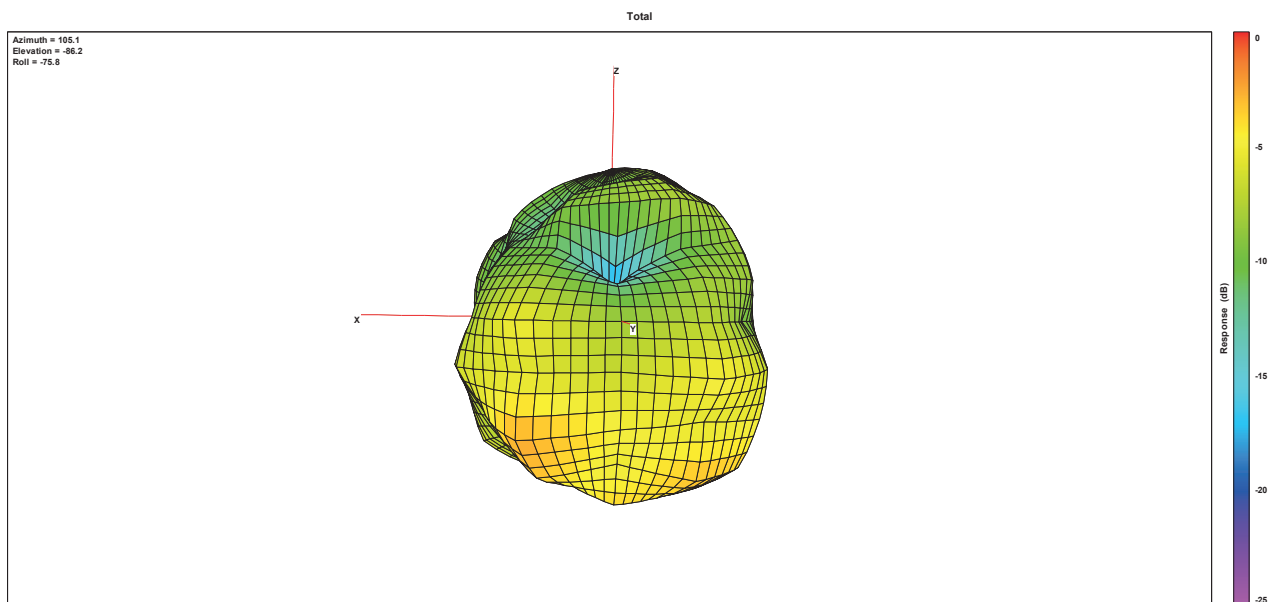
2. 3D Radiation Pattern



2405MHz



2457MHz



2475MHz

Annex C Photographs

1. EUT

