



SAR Test Setup Photographs

EUT Side Definition	
Mode	Side
1	Front
2	Back
3	Side 1
4	Side 2
5	Side 3
6	Side 4


Phantom Position : Head	EUT side : Right Cheek
Spacing to phantom : 0 mm	Accessory : N/A




Phantom Position : Head	EUT side : Right Tilted
Spacing to phantom : 0 mm	Accessory : N/A




Phantom Position : Head	EUT side : Left Cheek
Spacing to phantom : 0 mm	Accessory : N/A



Phantom Position : Head	EUT side : Left Tilted
Spacing to phantom : 0 mm	Accessory : N/A



Phantom Position : Flat	EUT side : Front
Spacing to phantom : 10 mm	Accessory : N/A




Phantom Position : Flat	EUT side : Front
Spacing to phantom : 0 mm	Accessory : N/A



Phantom Position : Flat	EUT side : Back
Spacing to phantom : 10 mm	Accessory : N/A



Phantom Position : Flat	EUT side : Back
Spacing to phantom : 0 mm	Accessory : N/A



Phantom Position : Flat	EUT side : Side 1
Spacing to phantom : 10 mm	Accessory : N/A



Phantom Position : Flat	EUT side : Side 1
Spacing to phantom : 0 mm	Accessory : N/A



Phantom Position : Flat	EUT side : Side 2
Spacing to phantom : 10 mm	Accessory : N/A



Phantom Position : Flat	EUT side : Side 2
Spacing to phantom : 0 mm	Accessory : N/A



Phantom Position : Flat	EUT side : Side 3
Spacing to phantom : 10 mm	Accessory : N/A



Phantom Position : Flat	EUT side : Side 3
Spacing to phantom : 0 mm	Accessory : N/A



Phantom Position : Flat	EUT side : Side 4
Spacing to phantom : 10 mm	Accessory : N/A



Phantom Position : Flat	EUT side : Side 4
Spacing to phantom : 0 mm	Accessory : N/A

