

PHOTOGRAPHS OF THE TEST CONFIGURATION

Conducted Emission Test
(Test Mode A)



Conducted Emission Test
(Test Mode B)



Conducted Emission Test
(Test Mode C)



Conducted Emission Test
(Test Mode D)



Y-plane

Radiated Emissions below 1 GHz Test
(Test Mode A)



Radiated Emissions below 1 GHz Test
(Test Mode B)



Radiated Emissions below 1 GHz Test
(Test Mode C)




Radiated Emissions below 1 GHz Test
(Test Mode D)




Z-plane


Radiated Emissions below 1 GHz Test
(Test Mode A)




Radiated Emissions below 1 GHz Test
(Test Mode B)



Radiated Emissions below 1 GHz Test
(Test Mode C)



Radiated Emissions below 1 GHz Test
(Test Mode D)




Y-plane

Radiated Emissions above 1 GHz Test
(Test Mode A)




Radiated Emissions above 1 GHz Test
(Test Mode C)



Z-plane

Radiated Emissions above 1 GHz Test
(Test Mode A)



Radiated Emissions above 1 GHz Test
(Test Mode C)

