



Test Report No.: W7L-P21080009RF18

LTE BAND 71

CHANNEL BANDWIDTH: 5MHz							
CHANNEL	Frequency (MHz)	99% OCCUPIED Bandwidth (MHz)			26 dB bandwidth (MHz)		
		QPSK	16QAM	64QAM	QPSK	16QAM	64QAM
133147	665.5	4.46	4.46	4.45	4.87	4.86	4.84
133297	680.5	4.47	4.47	4.47	4.92	4.84	4.90
133447	695.5	4.46	4.47	4.48	4.89	4.91	4.95



CHANNEL BANDWIDTH: 10MHz							
CHANNEL	Frequency (MHz)	99% OCCUPIED Bandwidth (MHz)			26 dB bandwidth (MHz)		
		QPSK	16QAM	64QAM	QPSK	16QAM	64QAM
133172	668	8.93	8.95	8.94	9.59	9.53	9.54
133297	680.5	8.93	8.92	8.91	9.67	9.55	9.58
133422	693	8.92	8.92	8.90	9.67	9.63	9.65





Test Report No.: W7L-P21080009RF18

CHANNEL BANDWIDTH: 15MHz							
CHANNEL	Frequency (MHz)	99% OCCUPIED Bandwidth (MHz)			26 dB bandwidth (MHz)		
		QPSK	16QAM	64QAM	QPSK	16QAM	64QAM
133197	670.5	13.47	13.48	13.48	14.43	14.44	14.49
133297	680.5	13.33	13.35	13.34	14.31	14.23	14.21
133397	690.5	13.43	13.42	13.41	14.47	14.39	14.42





CHANNEL BANDWIDTH: 20MHz							
CHANNEL	Frequency (MHz)	99% OCCUPIED Bandwidth (MHz)			26 dB bandwidth (MHz)		
		QPSK	16QAM	64QAM	QPSK	16QAM	64QAM
133222	673	17.86	17.87	17.89	19.00	18.83	19.02
133297	680.5	17.87	17.92	17.86	18.88	19.03	19.05
133372	688	17.97	17.94	17.96	19.30	19.30	19.21

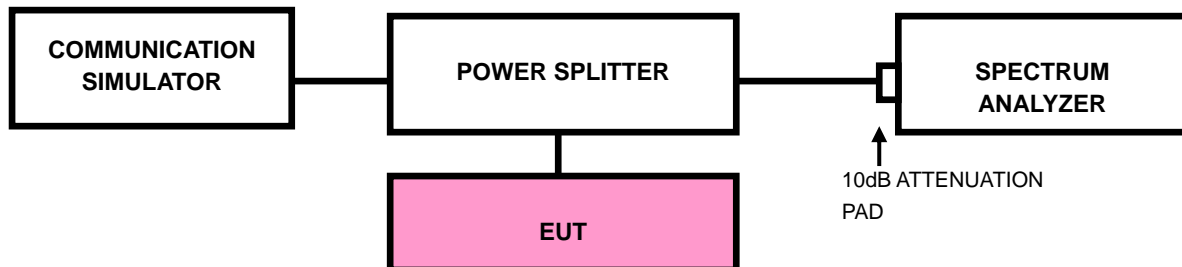


3.4 BAND EDGE MEASUREMENT

3.4.1 LIMITS OF BAND EDGE MEASUREMENT

According to FCC 27.53(m)(4) specified that For mobile digital stations, the attenuation factor shall be not less than $40 + 10 \log (P)$ dB on all frequencies between the channel edge and 5 megahertz from the channel edge, $43 + 10 \log (P)$ dB on all frequencies between 5 megahertz and X megahertz from the channel edge, and $55 + 10 \log (P)$ dB on all frequencies more than X megahertz from the channel edge, where X is the greater of 6 megahertz or the actual emission bandwidth as defined in paragraph (m)(6) of this section. In addition, the attenuation factor shall not be less that $43 + 10 \log (P)$ dB on all frequencies between 2490.5 MHz and 2496 MHz and $55 + 10 \log (P)$ dB at or below 2490.5 MHz. Mobile Satellite Service licensees operating on frequencies below 2495 MHz may also submit a documented interference complaint against BRS licensees operating on channel BRS Channel 1 on the same terms and conditions as adjacent channel BRS or EBS licensees. For mobile digital stations, in the 1 megahertz bands immediately outside and adjacent to the frequency block a resolution bandwidth of at least two percent may be employed.

3.4.2 TEST SETUP





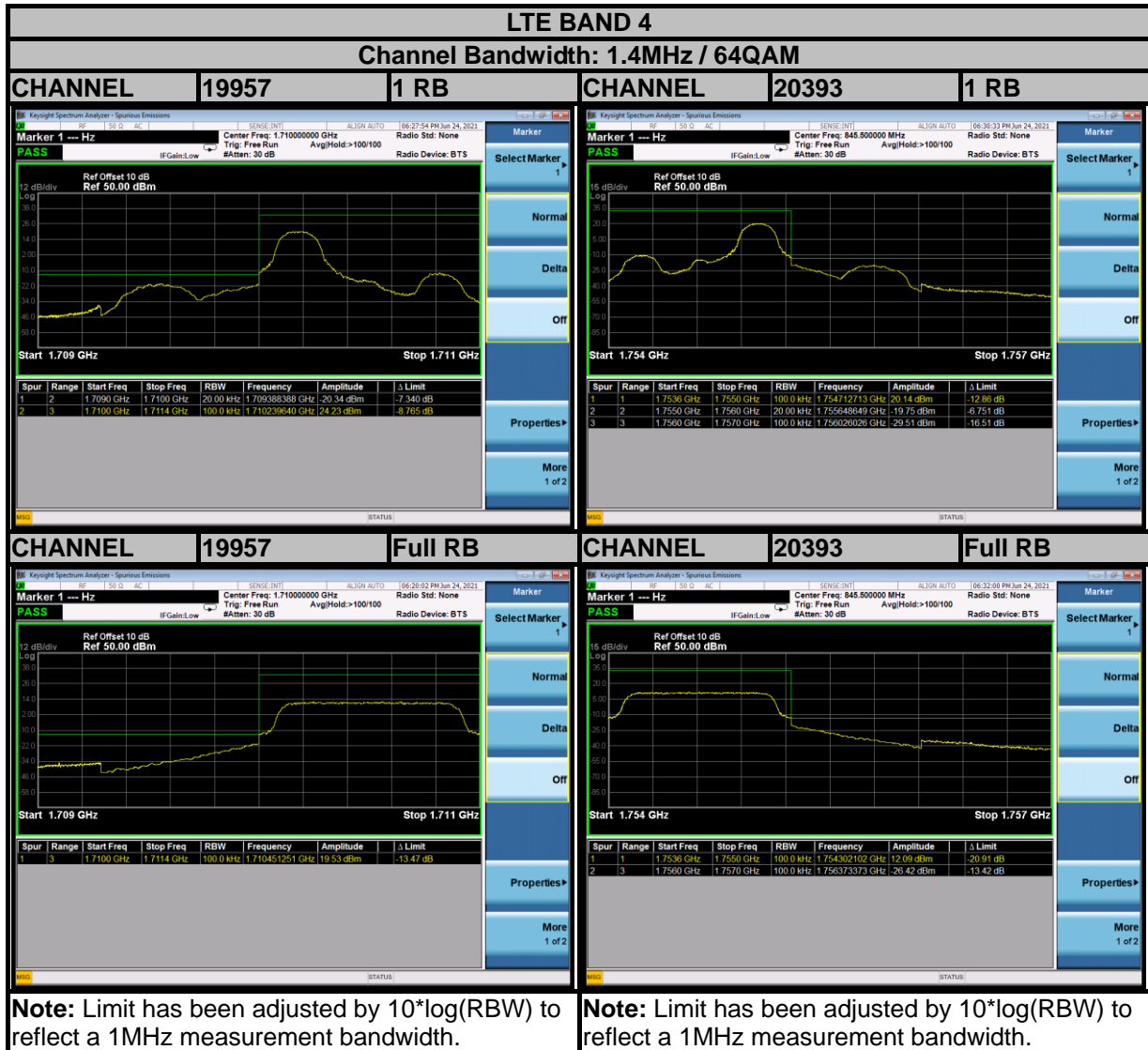
3.4.3 TEST PROCEDURES

- a. The EUT was set up for the maximum peak power with LTE link data modulation. The power was measured with R&S Spectrum Analyzer. All measurements were done at 2 channels (low and high operational frequency range.).
- b. The band edge measurement used the power splitter via EUT RF power connector between simulation base station and spectrum analyzer.
- c. The center frequency of spectrum is the band edge frequency and span is 10MHz. RBW of the spectrum is 100kHz and VBW of the spectrum is 300kHz (WCDMA).
- d. The center frequency of spectrum is the band edge frequency and span is 1~5 MHz. RBW of the spectrum is 20kHz and VBW of the spectrum is 100 kHz. (LTE bandwidth 1.4MHz)
- e. The center frequency of spectrum is the band edge frequency and span is 1~5 MHz. RBW of the spectrum is 30kHz and VBW of the spectrum is 100kHz. (LTE bandwidth 3MHz)
- f. The center frequency of spectrum is the band edge frequency and span is 1~5 MHz. RBW of the spectrum is 50kHz and VBW of the spectrum is 200kHz. (LTE bandwidth 5MHz)
- g. The center frequency of spectrum is the band edge frequency and span is 1~5 MHz. RBW of the spectrum is 100kHz and VBW of the spectrum is 300kHz. (LTE bandwidth 10MHz)
- h. The center frequency of spectrum is the band edge frequency and span is 1~5 MHz. RBW of the spectrum is 150kHz and VBW of the spectrum is 1MHz. (LTE bandwidth 15MHz)
- i. The center frequency of spectrum is the band edge frequency and span is 1~5 MHz. RBW of the spectrum is 200kHz and VBW of the spectrum is 1MHz. (LTE bandwidth 20MHz)
- j. Record the max trace plot into the test report.

3.4.4 TEST RESULTS









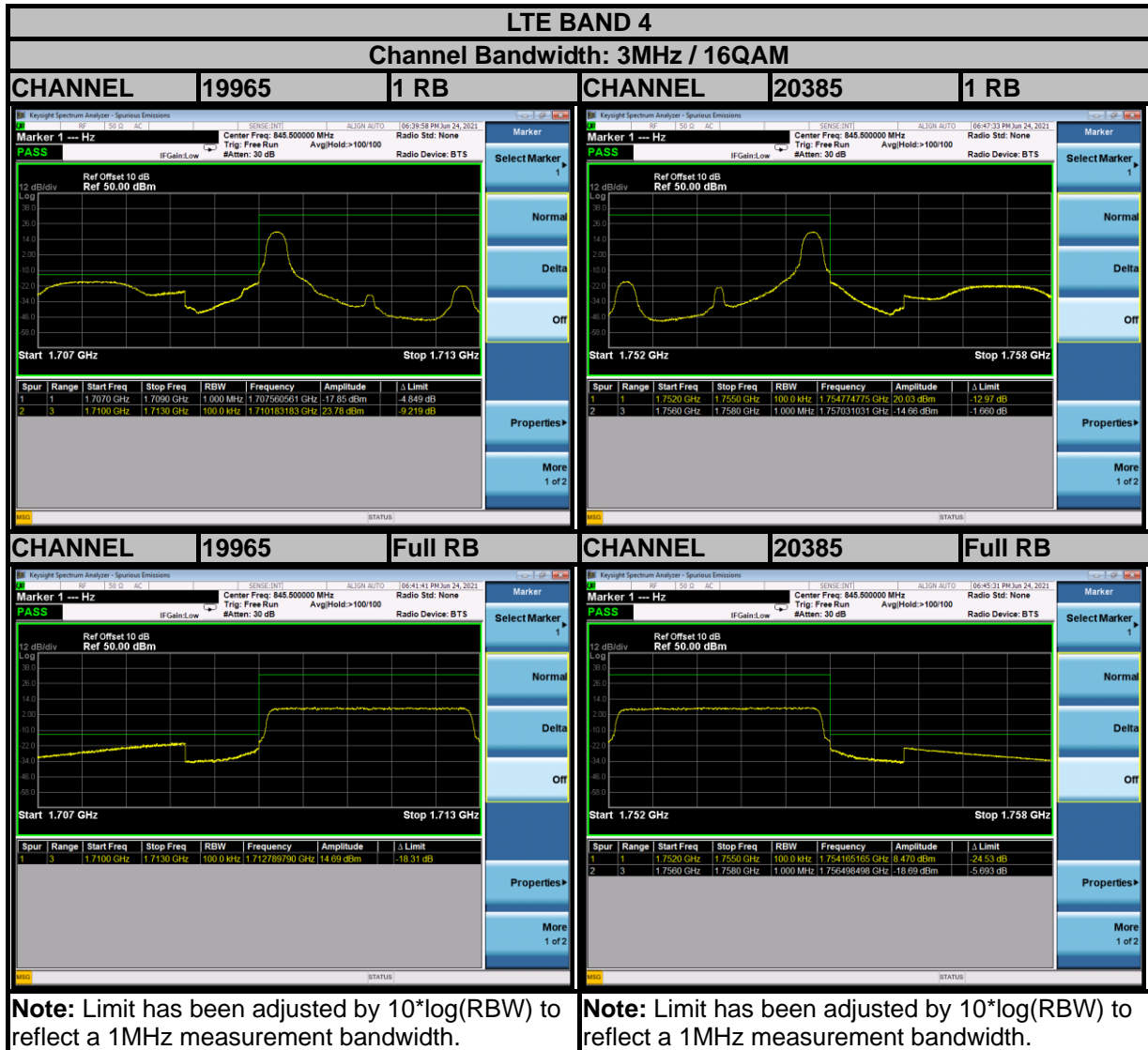
**BUREAU
VERITAS**

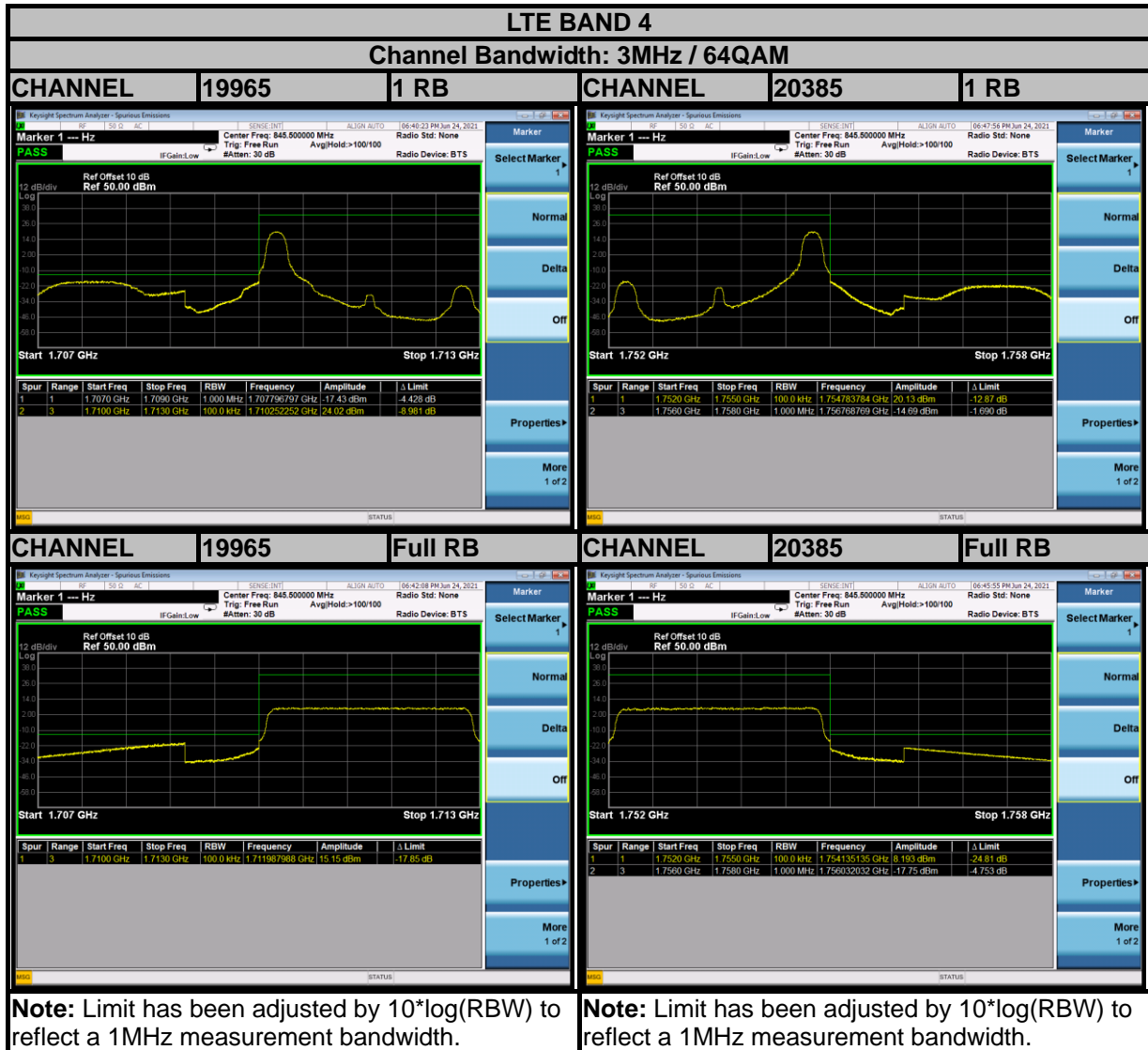
Test Report No.: W7L-P21080009RF18





Test Report No.: W7L-P21080009RF18

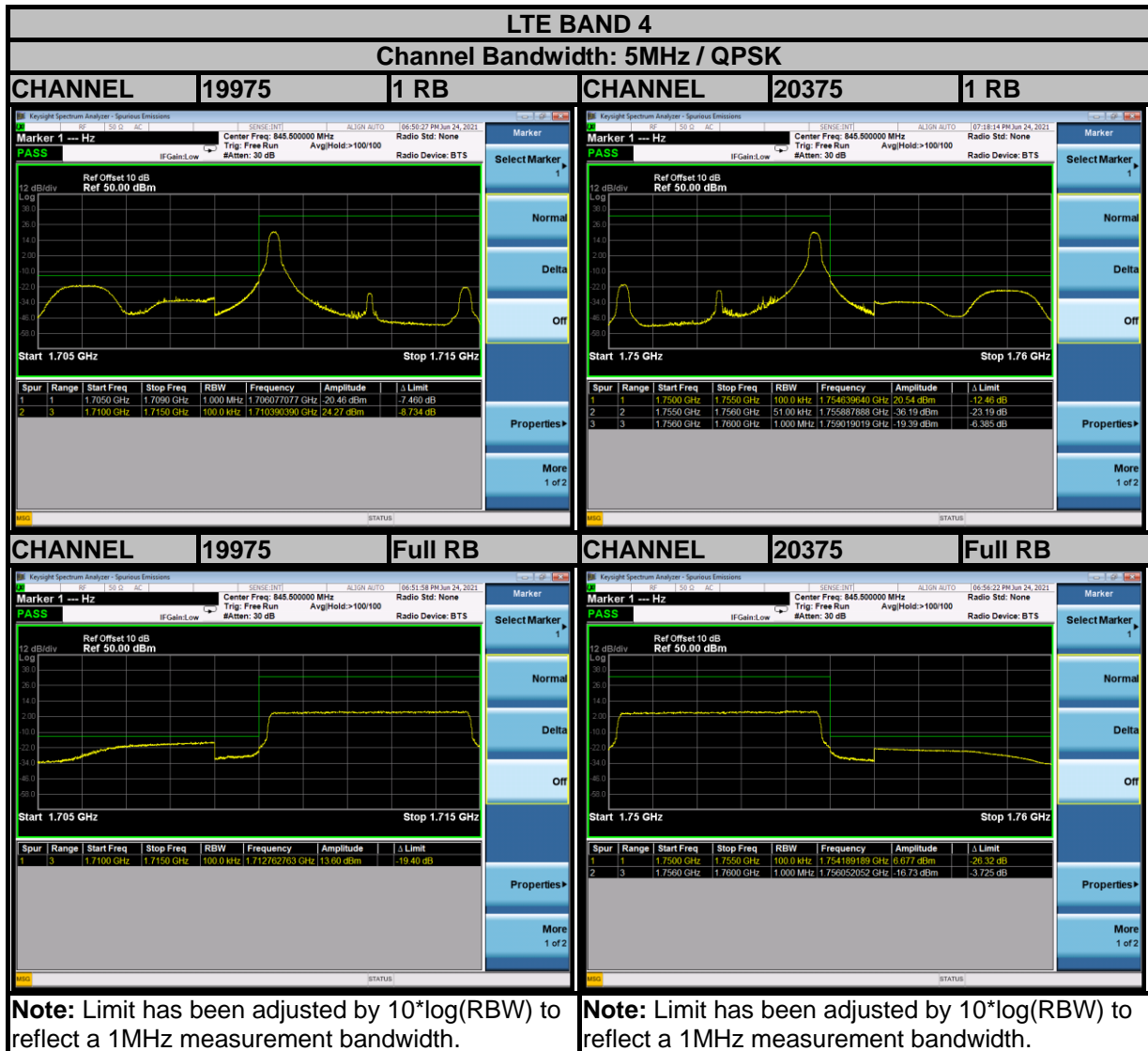






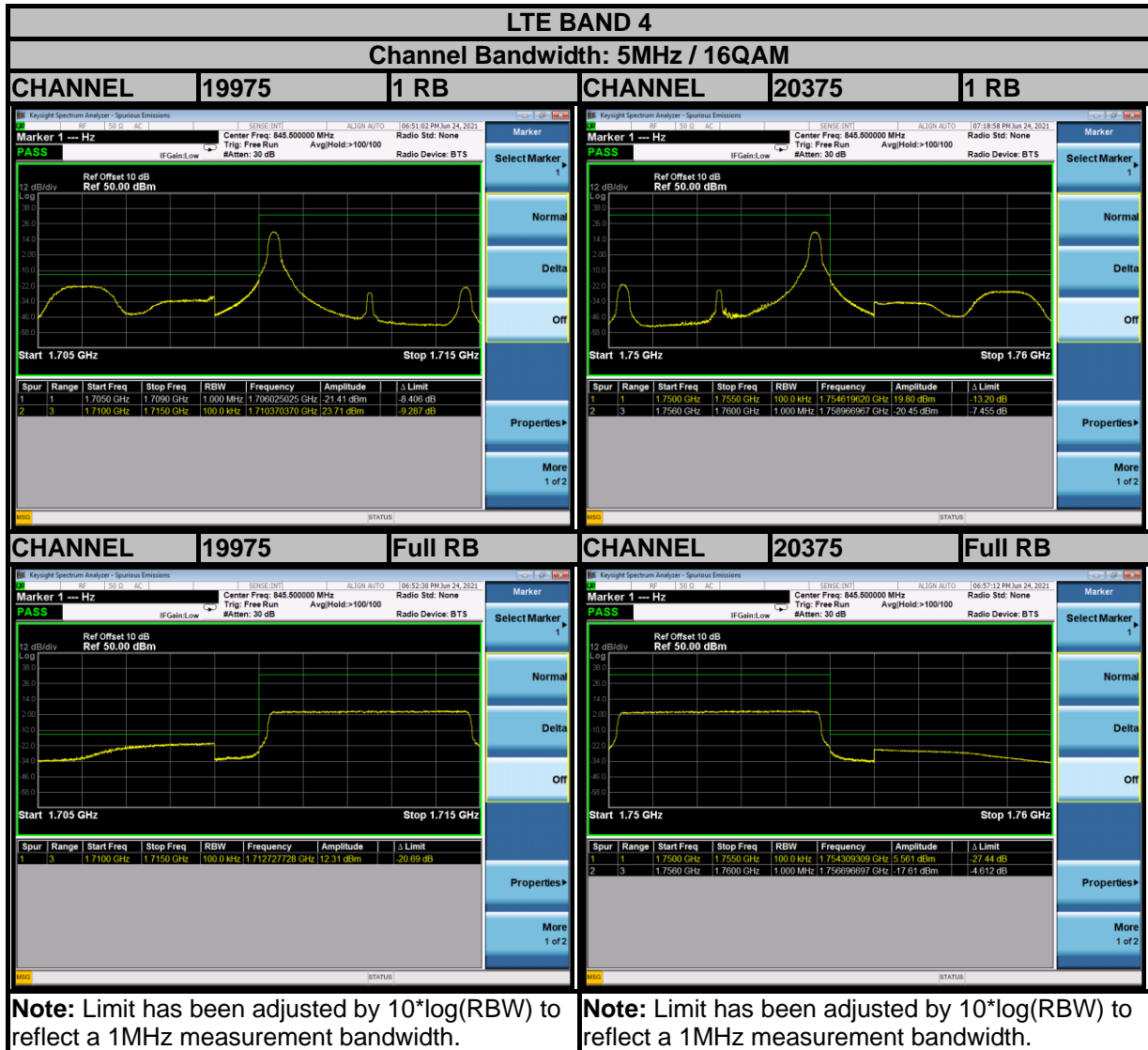
BUREAU VERITAS

Test Report No.: W7L-P21080009RF18



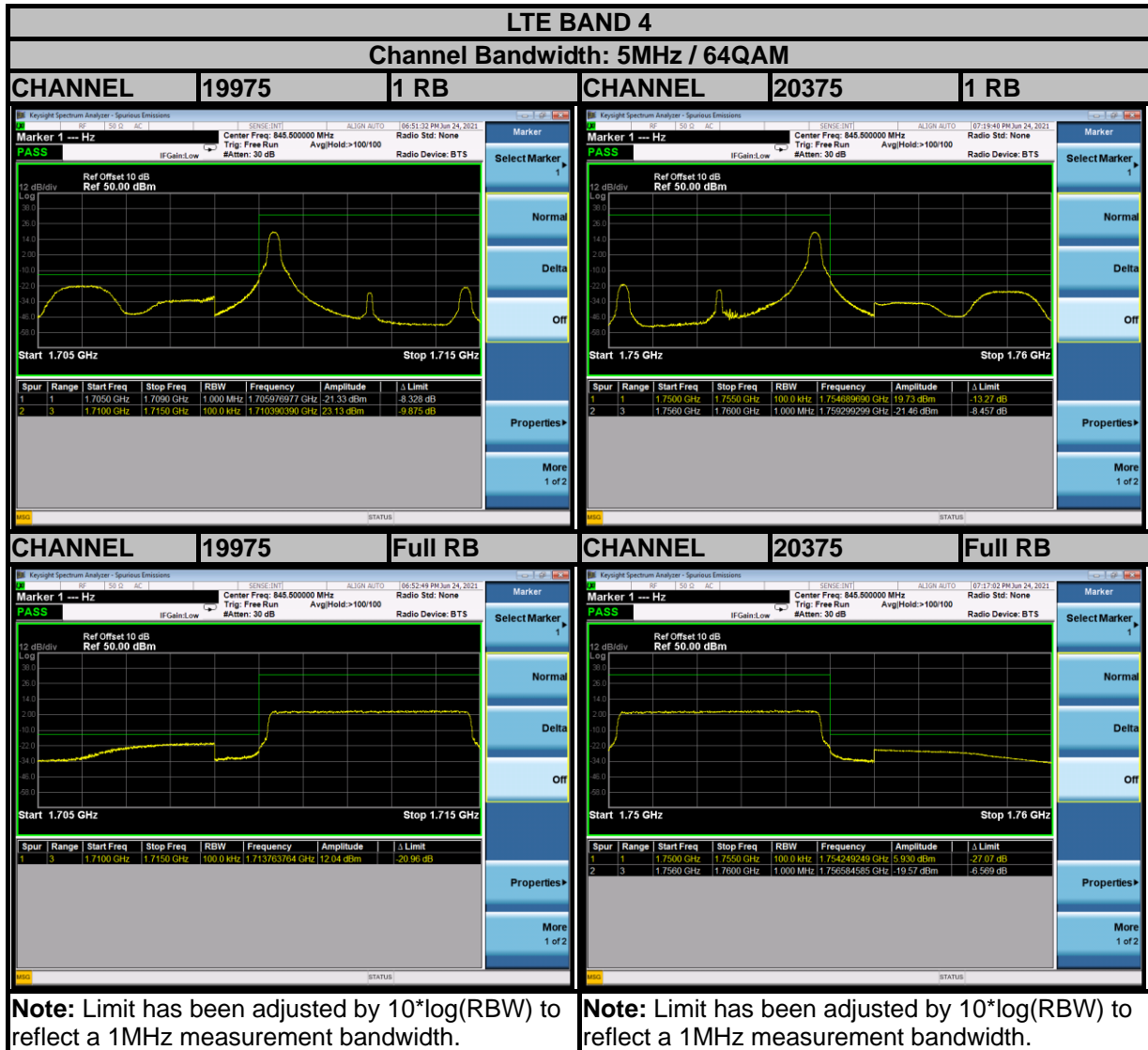


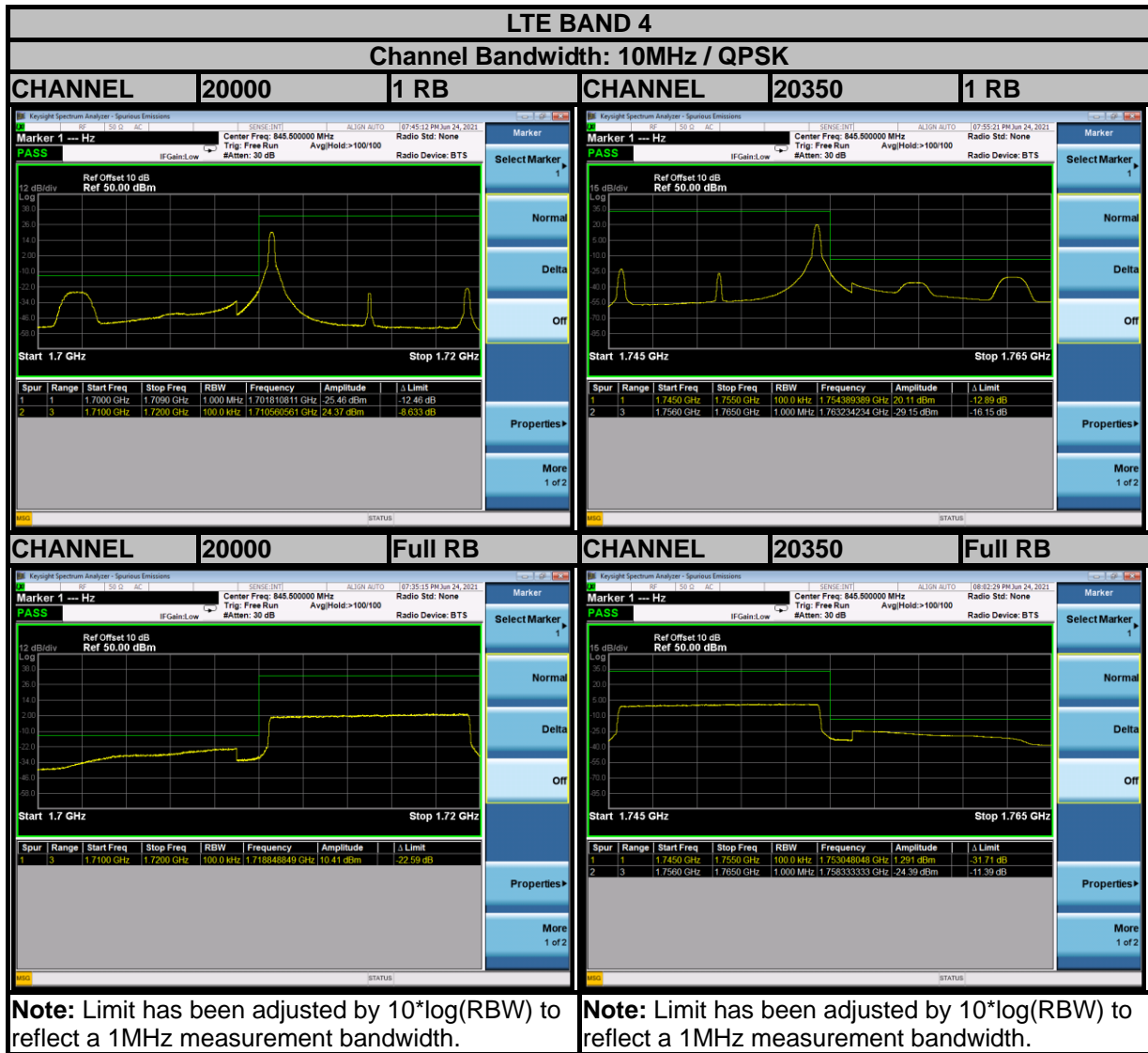
Test Report No.: W7L-P21080009RF18

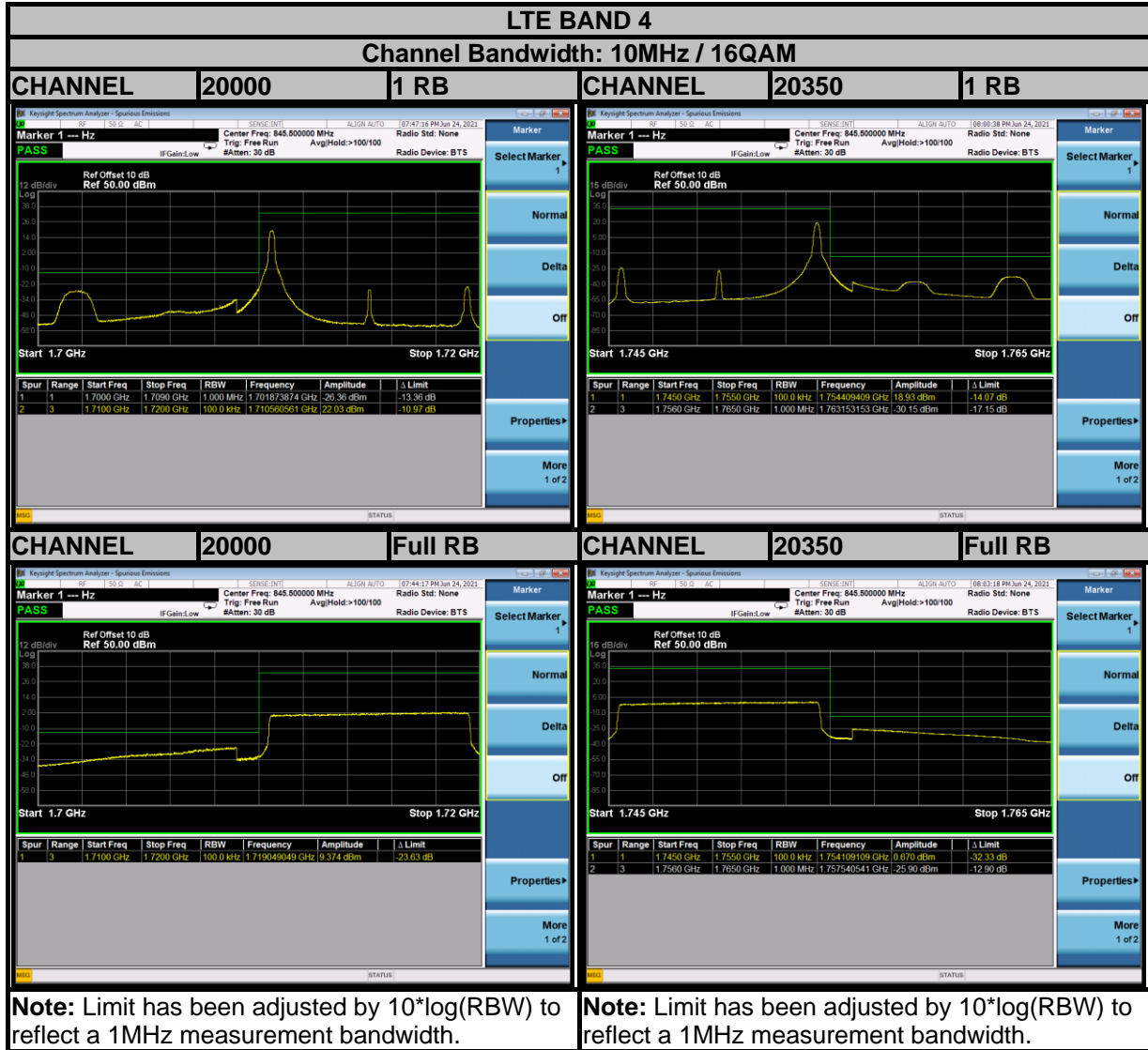




Test Report No.: W7L-P21080009RF18









Test Report No.: W7L-P21080009RF18

