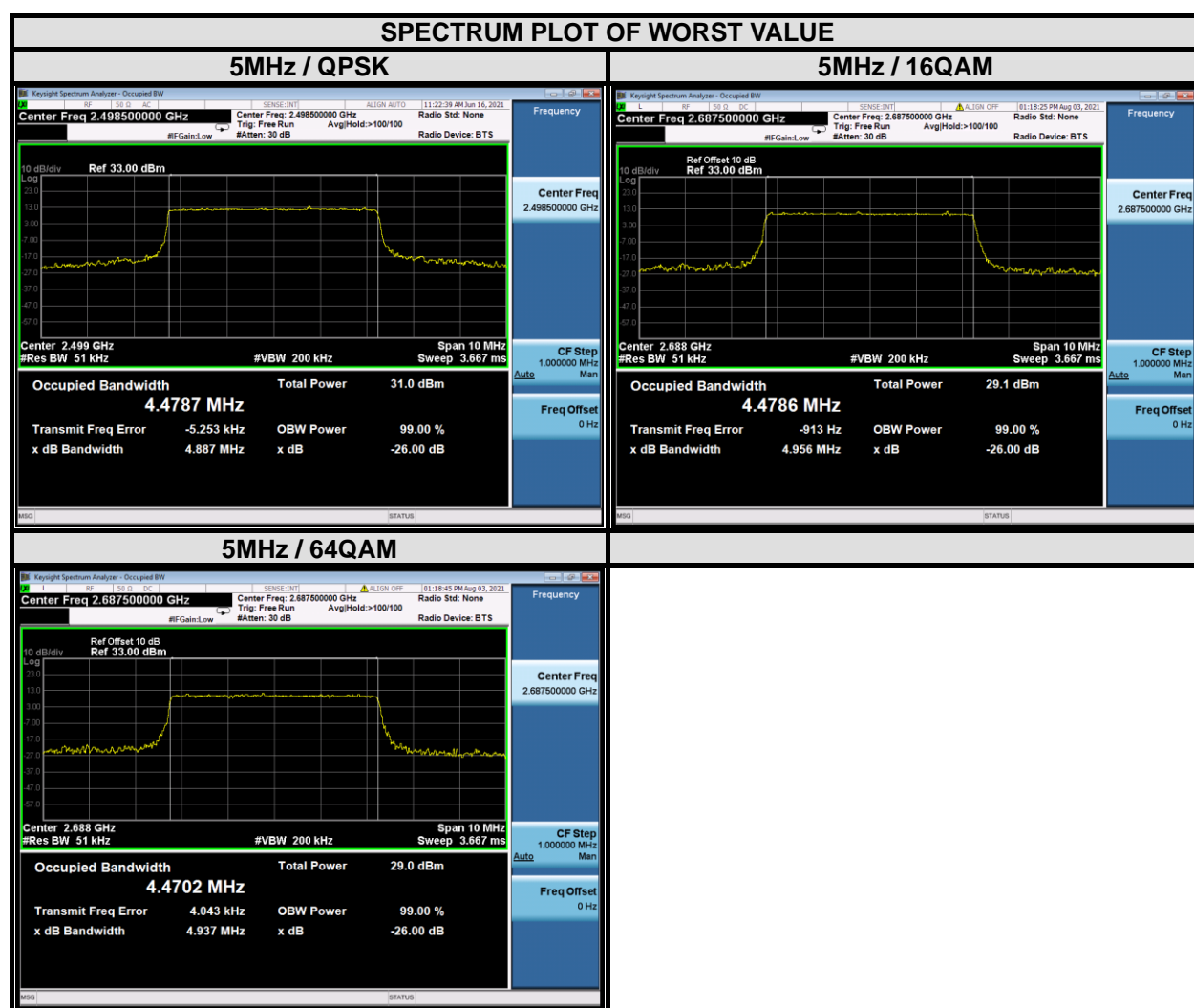


LTE BAND 41							
CHANNEL BANDWIDTH:5MHz							
CHANNEL	FREQUENCY (MHz)	99% OCCUPIED BANDWIDTH (MHz)			26dB BANDWIDTH (MHz)		
		QPSK	16QAM	64QAM	QPSK	16QAM	64QAM
39675	2498.5	4.48	4.47	4.47	4.89	4.92	4.89
40620	2593.0	4.47	4.47	4.46	4.91	5.01	4.97
41565	2687.5	4.48	4.48	4.47	5.16	4.96	4.94



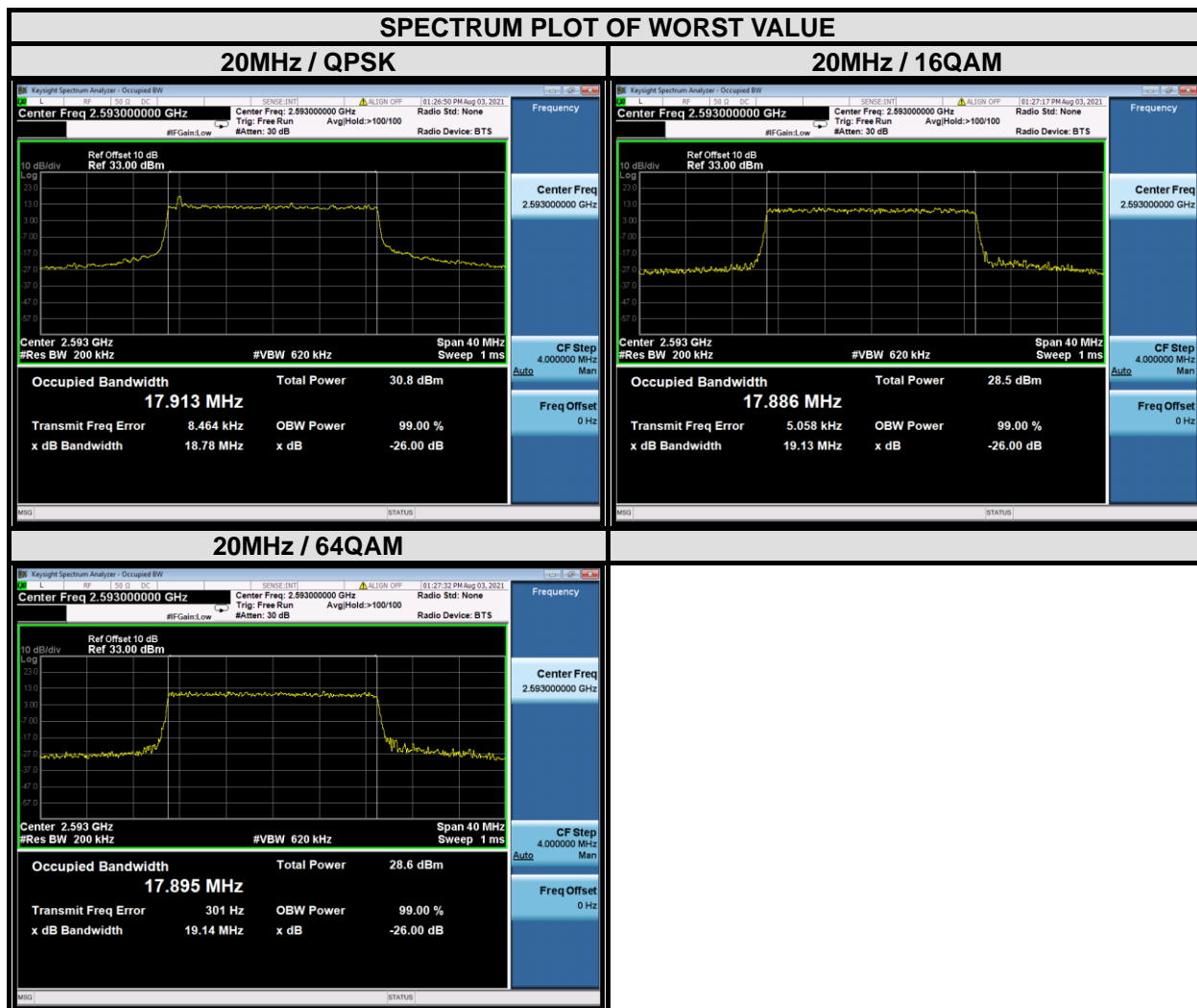
LTE BAND 41							
CHANNEL BANDWIDTH:10MHz							
CHANNEL	FREQUENCY (MHz)	99% OCCUPIED BANDWIDTH (MHz)			26dB BANDWIDTH (MHz)		
		QPSK	16QAM	64QAM	QPSK	16QAM	64QAM
39700	2501.0	8.95	8.93	8.93	9.76	9.59	9.67
40620	2593.0	8.97	8.96	8.96	10.06	9.71	9.64
41540	2685.0	8.95	8.96	8.96	9.82	9.68	9.72



LTE BAND 41							
CHANNEL BANDWIDTH:15MHz							
CHANNEL	FREQUENCY (MHz)	99% OCCUPIED BANDWIDTH (MHz)			26dB BANDWIDTH (MHz)		
		QPSK	16QAM	64QAM	QPSK	16QAM	64QAM
39725	2503.5	13.40	13.41	13.43	14.55	14.41	14.54
40620	2593.0	13.45	13.46	13.44	14.39	14.55	14.42
41515	2682.5	13.42	13.43	13.43	14.54	14.47	14.47



LTE BAND 41							
CHANNEL BANDWIDTH:20MHz							
CHANNEL	FREQUENCY (MHz)	99% OCCUPIED BANDWIDTH (MHz)			26dB BANDWIDTH (MHz)		
		QPSK	16QAM	64QAM	QPSK	16QAM	64QAM
39750	2506.0	17.90	17.87	17.89	19.04	19.08	19.14
40620	2593.0	17.91	17.89	17.90	18.78	19.13	19.14
41490	2680.0	17.88	17.84	17.87	19.35	19.32	19.18

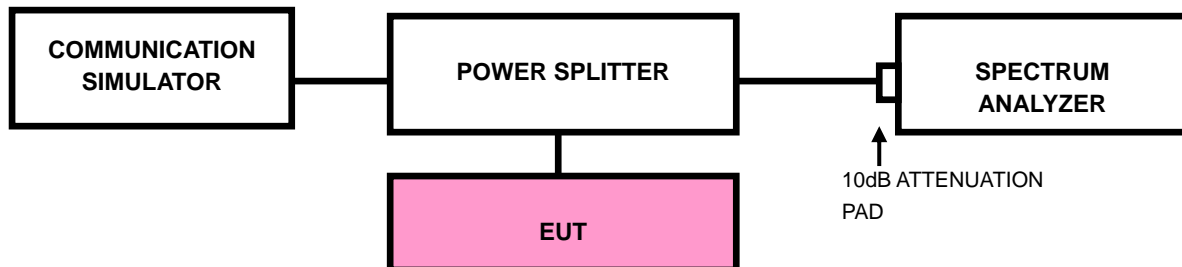


### 3.4 BAND EDGE MEASUREMENT

#### 3.4.1 LIMITS OF BAND EDGE MEASUREMENT

According to FCC 27.53(m)(4) specified that For mobile digital stations, the attenuation factor shall be not less than  $40 + 10 \log (P)$  dB on all frequencies between the channel edge and 5 megahertz from the channel edge,  $43 + 10 \log (P)$  dB on all frequencies between 5 megahertz and X megahertz from the channel edge, and  $55 + 10 \log (P)$  dB on all frequencies more than X megahertz from the channel edge, where X is the greater of 6 megahertz or the actual emission bandwidth as defined in paragraph (m)(6) of this section. In addition, the attenuation factor shall not be less that  $43 + 10 \log (P)$  dB on all frequencies between 2490.5 MHz and 2496 MHz and  $55 + 10 \log (P)$  dB at or below 2490.5 MHz. Mobile Satellite Service licensees operating on frequencies below 2495 MHz may also submit a documented interference complaint against BRS licensees operating on channel BRS Channel 1 on the same terms and conditions as adjacent channel BRS or EBS licensees. For mobile digital stations, in the 1 megahertz bands immediately outside and adjacent to the frequency block a resolution bandwidth of at least two percent may be employed.

#### 3.4.2 TEST SETUP



### 3.4.3 TEST PROCEDURES

- a. The EUT was set up for the maximum peak power with LTE link data modulation. The power was measured with R&S Spectrum Analyzer. All measurements were done at 2 channels (low and high operational frequency range.).
- b. The band edge measurement used the power splitter via EUT RF power connector between simulation base station and spectrum analyzer.
- c. The center frequency of spectrum is the band edge frequency and span is 35MHz. RBW of the spectrum is 100kHz and VBW of the spectrum is 300kHz (Channel bandwidth 5MHz).
- d. The center frequency of spectrum is the band edge frequency and span is 50MHz. RBW of the spectrum is 200kHz and VBW of the spectrum is 1MHz (Channel bandwidth 10MHz).
- e. The center frequency of spectrum is the band edge frequency and span is 60MHz. RBW of the spectrum is 300kHz and VBW of the spectrum is 1MHz (Channel bandwidth 15MHz).
- f. The center frequency of spectrum is the band edge frequency and span is 80MHz. RBW of the spectrum is 500kHz and VBW of the spectrum is 2MHz (Channel bandwidth 20MHz).
- g. Record the max trace plot into the test report.

### 3.4.4 TEST RESULTS

#### WCDMA BAND 4

