Profile: 2231093R	Page No.: 85
Engineer: Pengchengyang	
Site: AC5	Time: 2022/04/01 - 03:16
Limit: FCC-15.209	Margin: 0
Probe: FCC_ANT-1-18G	Polarity: Horizontal
EUT: BARCODE SCANNER	Power: DC3.7V
Note: Mode 8:Transmit at 5190MHz by 11ax40	

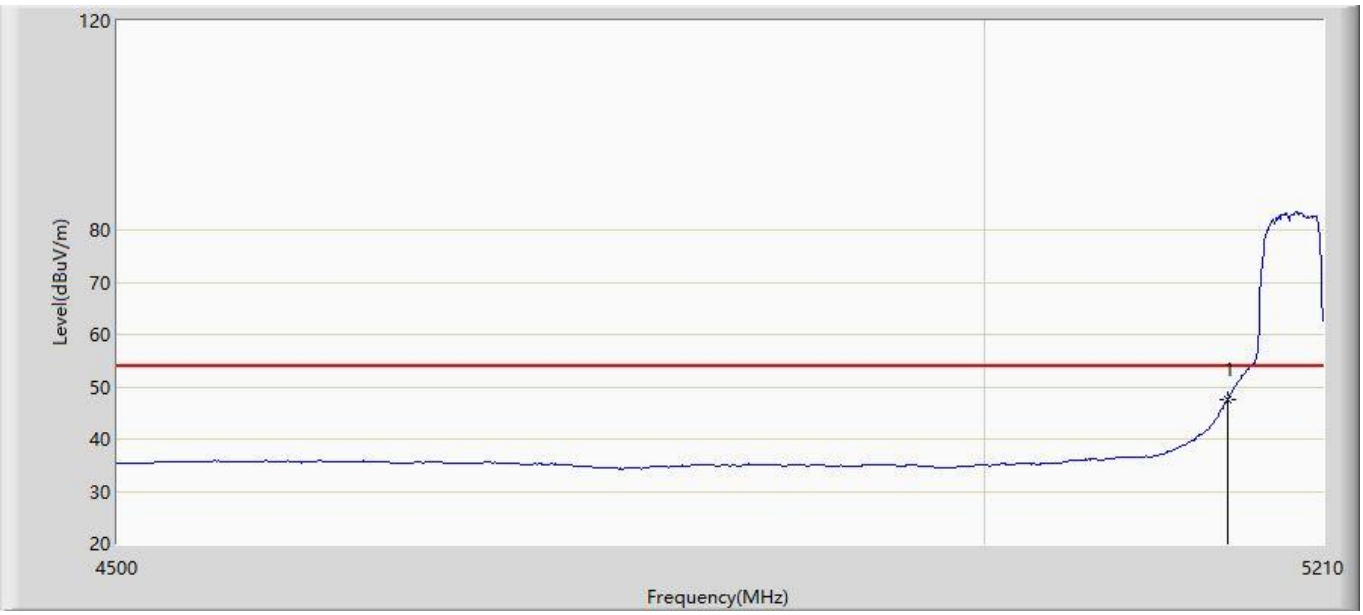

No	Mark	Frequency (MHz)	Measure Level (dBuV/m)	Reading Level (dBuV)	Over Limit (dB)	Limit (dBuV/m)	Factor (dB)	Type
1	*	5150.000	47.481	9.421	-6.519	54.000	38.060	AV

Profile: 2231093R	Page No.: 86
Engineer: Pengchengyang	
Site: AC5	Time: 2022/04/01 - 03:17
Limit: FCC-15.209	Margin: 0
Probe: FCC_ANT-1-18G	Polarity: Horizontal
EUT: BARCODE SCANNER	Power: DC3.7V
Note: Mode 8:Transmit at 5190MHz by 11ax40	

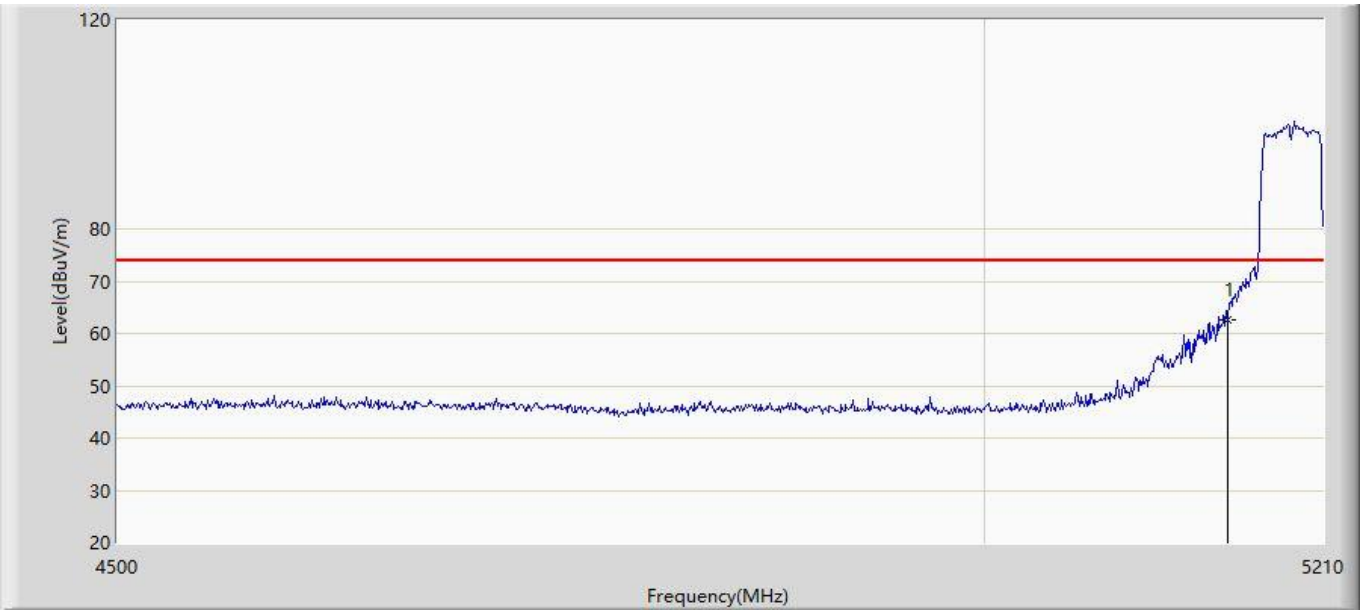

No	Mark	Frequency (MHz)	Measure Level (dBuV/m)	Reading Level (dBuV)	Over Limit (dB)	Limit (dBuV/m)	Factor (dB)	Type
1	*	5150.000	62.647	24.587	-11.353	74.000	38.060	PK

Profile: 2231093R	Page No.: 87
Engineer: Pengchengyang	
Site: AC5	Time: 2022/04/01 - 03:19
Limit: FCC-15.209	Margin: 0
Probe: FCC_ANT-1-18G	Polarity: Vertical
EUT: BARCODE SCANNER	Power: DC3.7V
Note: Mode 8:Transmit at 5190MHz by 11ax40	

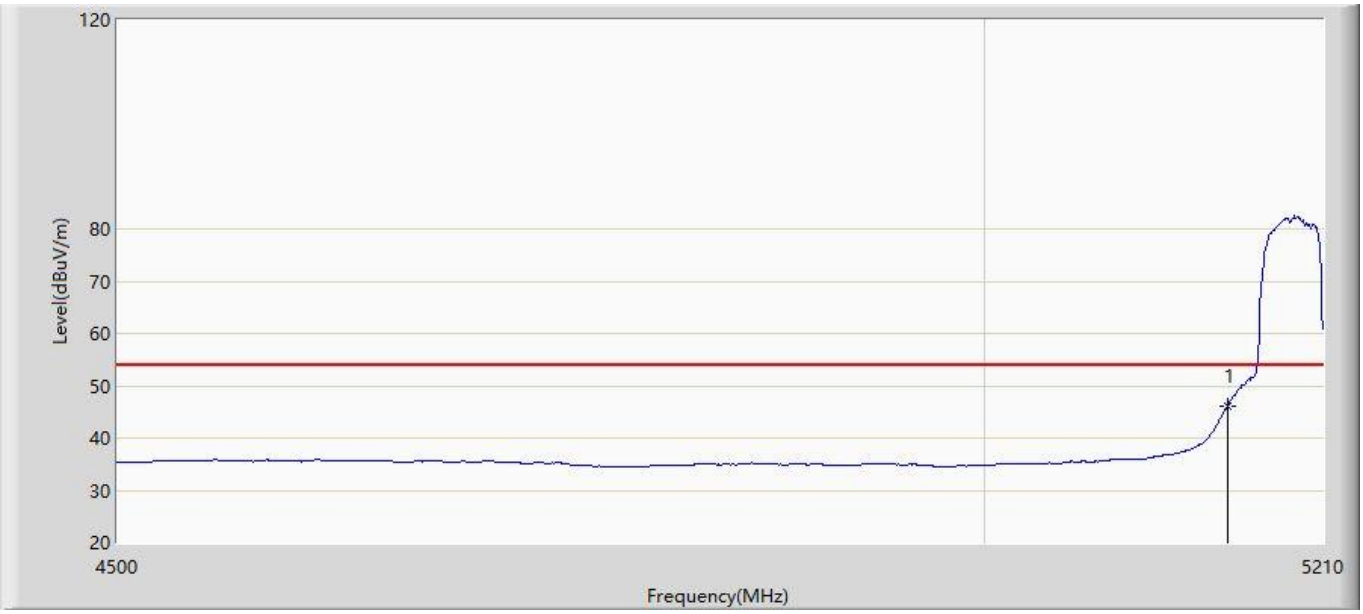

No	Mark	Frequency (MHz)	Measure Level (dBuV/m)	Reading Level (dBuV)	Over Limit (dB)	Limit (dBuV/m)	Factor (dB)	Type
1	*	5150.000	46.133	8.073	-7.867	54.000	38.060	AV

Profile: 2231093R	Page No.: 88
Engineer: Pengchengyang	
Site: AC5	Time: 2022/04/01 - 03:19
Limit: FCC-15.209	Margin: 0
Probe: FCC_ANT-1-18G	Polarity: Vertical
EUT: BARCODE SCANNER	Power: DC3.7V
Note: Mode 8:Transmit at 5190MHz by 11ax40	

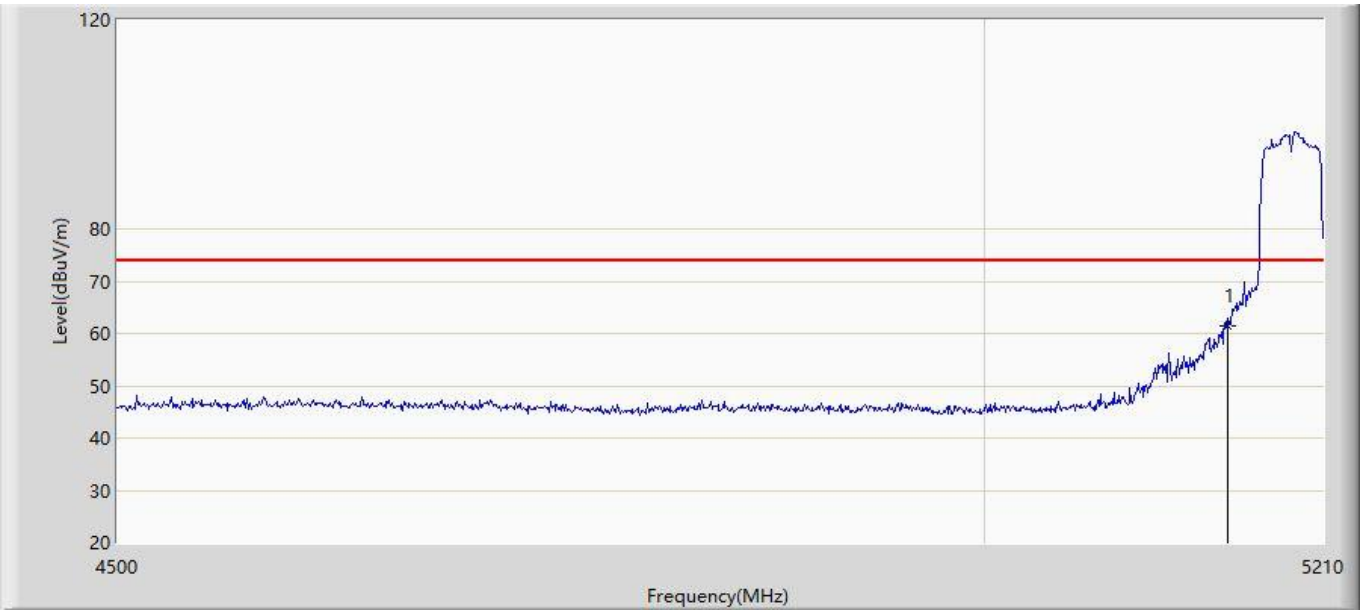

No	Mark	Frequency (MHz)	Measure Level (dBuV/m)	Reading Level (dBuV)	Over Limit (dB)	Limit (dBuV/m)	Factor (dB)	Type
1	*	5150.000	61.372	23.312	-12.628	74.000	38.060	PK

Profile: 2231093R	Page No.: 137
Engineer: Pengchengyang	
Site: AC5	Time: 2022/05/25 - 02:56
Limit: FCC_Part15.209_RE(3m)	Margin: 0
Probe: Horn_3117_00167055(1-18GHz)	Polarity: Horizontal
EUT: BARCODE SCANNER	Power: DC3.7V
Note: Mode 8:Transmit at 5230MHz by 11ax40	

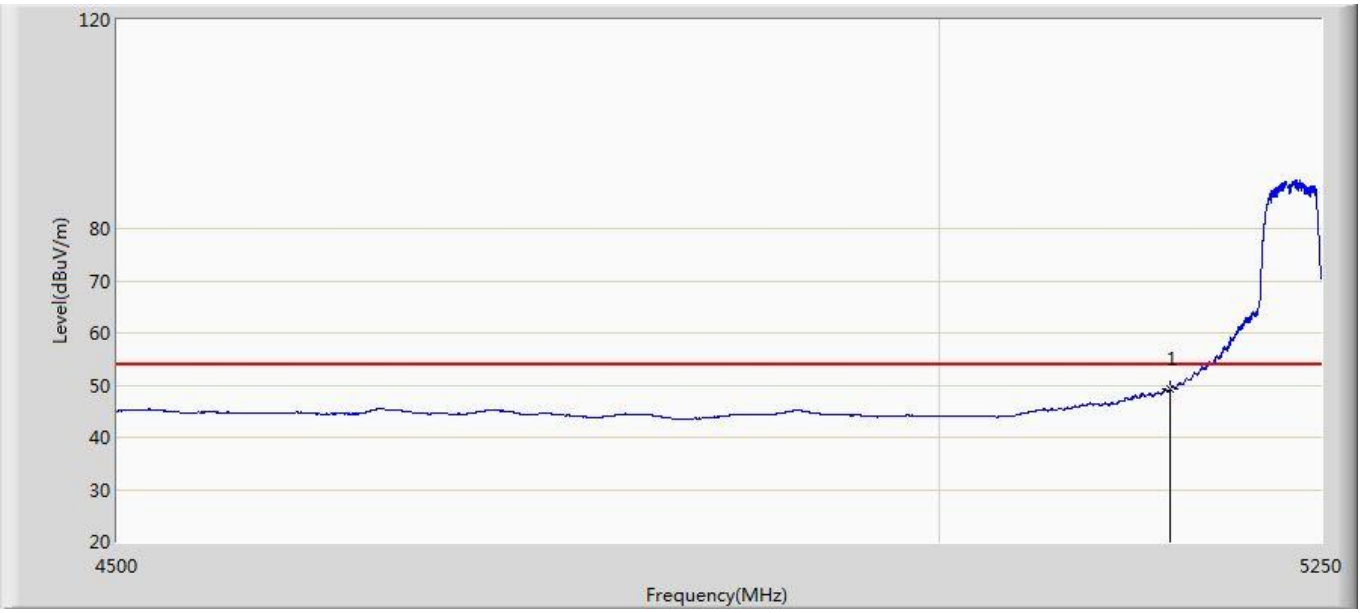

No	Mark	Frequency (MHz)	Measure Level (dBuV/m)	Reading Level (dBuV)	Over Limit (dB)	Limit (dBuV/m)	Factor (dB)	Type
1	*	5150.000	49.391	8.930	-4.609	54.000	40.461	AV

Profile: 2231093R	Page No.: 138
Engineer: Pengchengyang	
Site: AC5	Time: 2022/05/25 - 02:56
Limit: FCC_Part15.209_RE(3m)	Margin: 0
Probe: Horn_3117_00167055(1-18GHz)	Polarity: Horizontal
EUT: BARCODE SCANNER	Power: DC3.7V
Note: Mode 8:Transmit at 5230MHz by 11ax40	

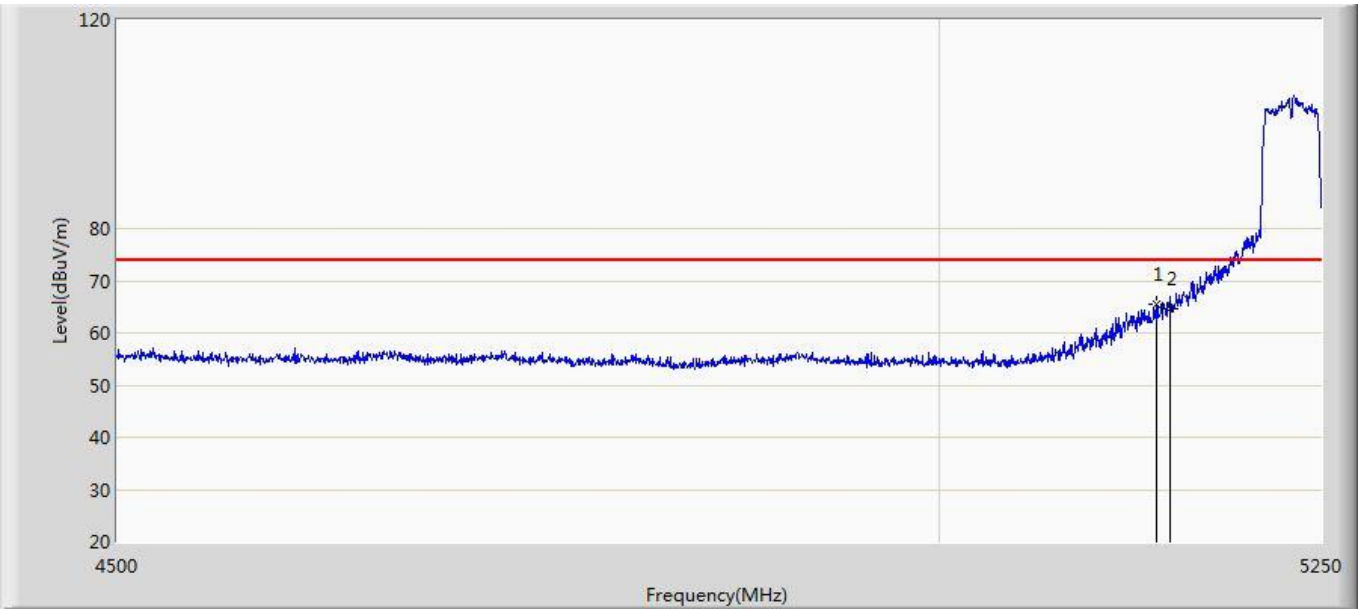

No	Mark	Frequency (MHz)	Measure Level (dBuV/m)	Reading Level (dBuV)	Over Limit (dB)	Limit (dBuV/m)	Factor (dB)	Type
1	*	5140.125	65.552	25.100	-8.448	74.000	40.452	PK
2		5150.000	64.769	24.308	-9.231	74.000	40.461	PK

Profile: 2231093R	Page No.: 139
Engineer: Pengchengyang	
Site: AC5	Time: 2022/05/25 - 02:56
Limit: FCC_Part15.209_RE(3m)	Margin: 0
Probe: Horn_3117_00167055(1-18GHz)	Polarity: Vertical
EUT: BARCODE SCANNER	Power: DC3.7V
Note: Mode 8:Transmit at 5230MHz by 11ax40	

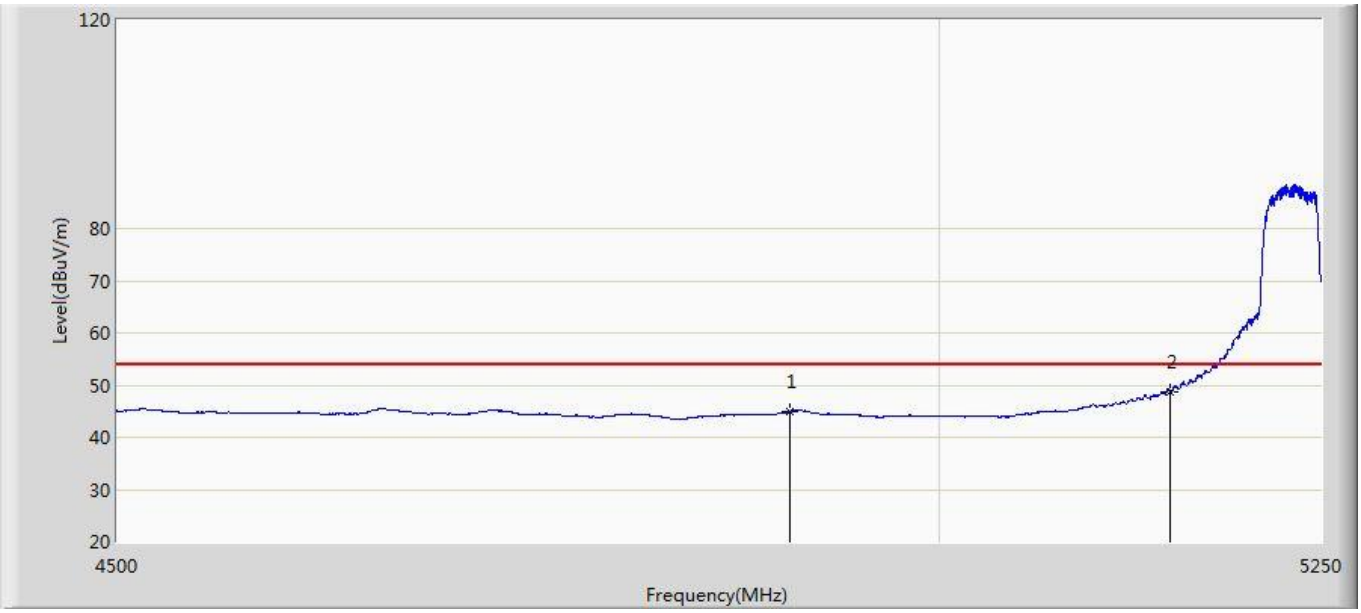

No	Mark	Frequency (MHz)	Measure Level (dBuV/m)	Reading Level (dBuV)	Over Limit (dB)	Limit (dBuV/m)	Factor (dB)	Type
1		4905.000	45.010	4.355	-8.990	54.000	40.655	AV
2	*	5150.000	48.812	8.351	-5.188	54.000	40.461	AV

Profile: 2231093R	Page No.: 140
Engineer: Pengchengyang	
Site: AC5	Time: 2022/05/25 - 02:56
Limit: FCC_Part15.209_RE(3m)	Margin: 0
Probe: Horn_3117_00167055(1-18GHz)	Polarity: Vertical
EUT: BARCODE SCANNER	Power: DC3.7V
Note: Mode 8:Transmit at 5230MHz by 11ax40	

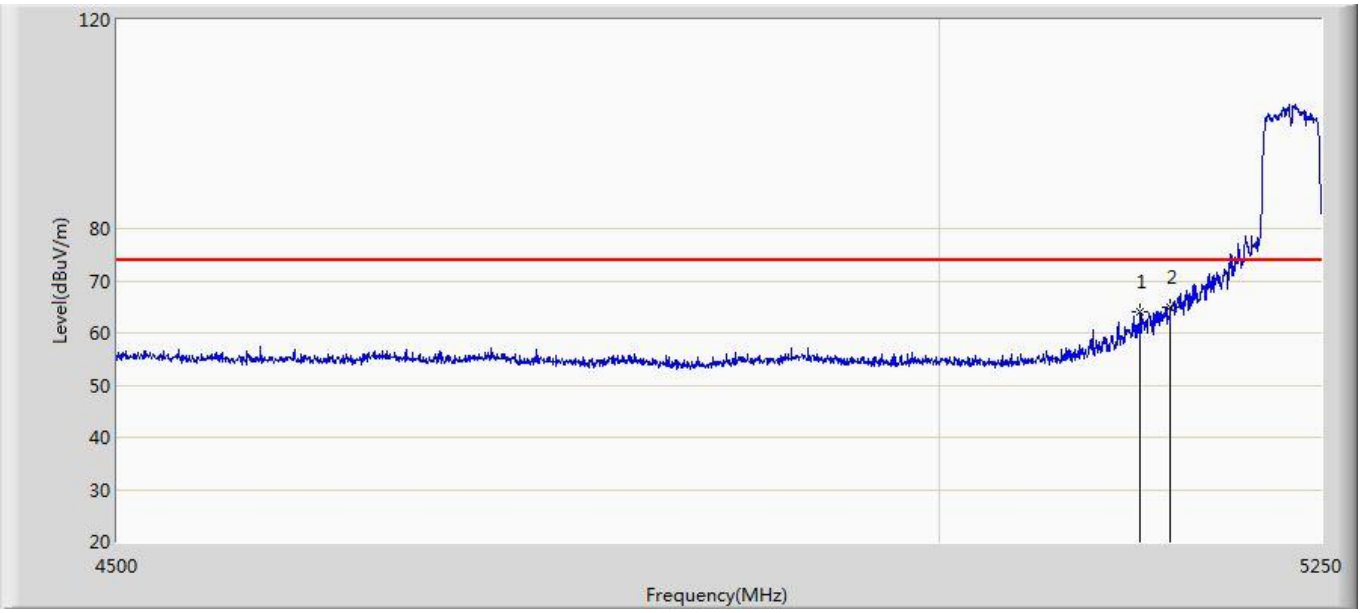

No	Mark	Frequency (MHz)	Measure Level (dBuV/m)	Reading Level (dBuV)	Over Limit (dB)	Limit (dBuV/m)	Factor (dB)	Type
1		5130.000	64.068	23.556	-9.932	74.000	40.512	PK
2	*	5150.000	64.881	24.420	-9.119	74.000	40.461	PK

Profile: 2231093R	Page No.: 141
Engineer: Pengchengyang	
Site: AC5	Time: 2022/05/25 - 02:57
Limit: FCC_Part15.209_RE(3m)	Margin: 0
Probe: Horn_3117_00167055(1-18GHz)	Polarity: Horizontal
EUT: BARCODE SCANNER	Power: DC3.7V
Note: Mode 8:Transmit at 5270MHz by 11ax40	

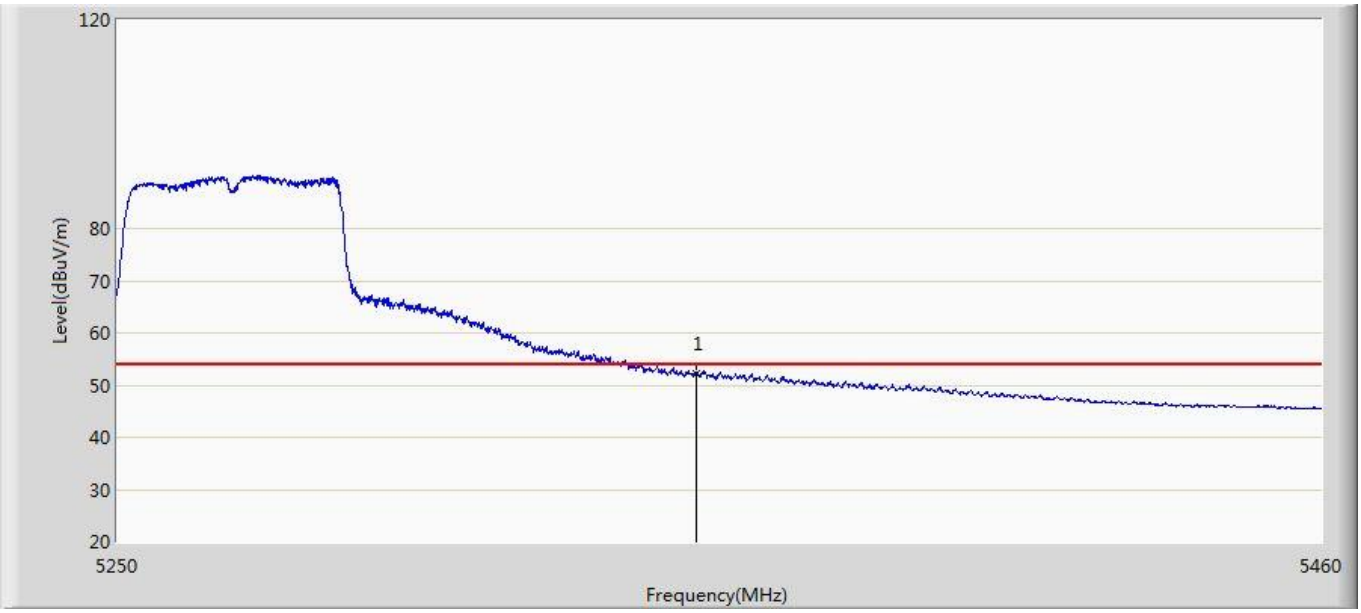

No	Mark	Frequency (MHz)	Measure Level (dBuV/m)	Reading Level (dBuV)	Over Limit (dB)	Limit (dBuV/m)	Factor (dB)	Type
1	*	5350.000	52.287	11.171	-1.713	54.000	41.116	AV

Profile: 2231093R	Page No.: 142
Engineer: Pengchengyang	
Site: AC5	Time: 2022/05/25 - 02:57
Limit: FCC_Part15.209_RE(3m)	Margin: 0
Probe: Horn_3117_00167055(1-18GHz)	Polarity: Horizontal
EUT: BARCODE SCANNER	Power: DC3.7V
Note: Mode 8:Transmit at 5270MHz by 11ax40	

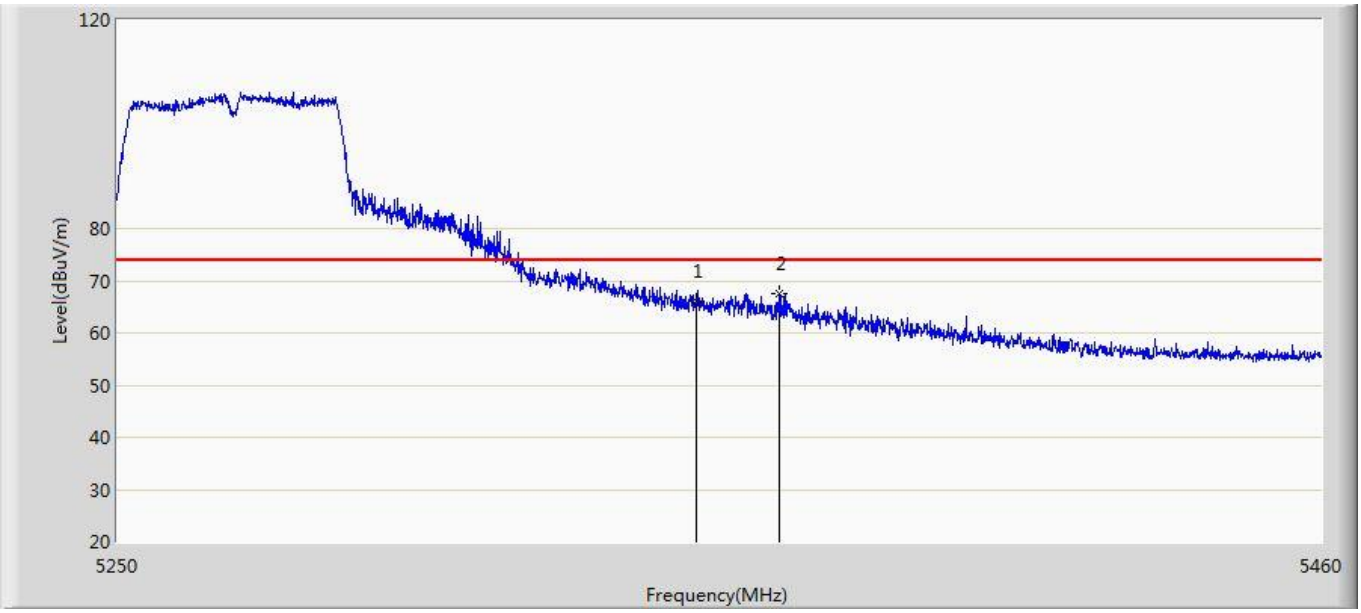

No	Mark	Frequency (MHz)	Measure Level (dBuV/m)	Reading Level (dBuV)	Over Limit (dB)	Limit (dBuV/m)	Factor (dB)	Type
1		5350.000	66.024	24.908	-7.976	74.000	41.116	PK
2	*	5364.450	67.598	26.709	-6.402	74.000	40.889	PK

Profile: 2231093R	Page No.: 143
Engineer: Pengchengyang	
Site: AC5	Time: 2022/05/25 - 02:57
Limit: FCC_Part15.209_RE(3m)	Margin: 0
Probe: Horn_3117_00167055(1-18GHz)	Polarity: Vertical
EUT: BARCODE SCANNER	Power: DC3.7V
Note: Mode 8:Transmit at 5270MHz by 11ax40	

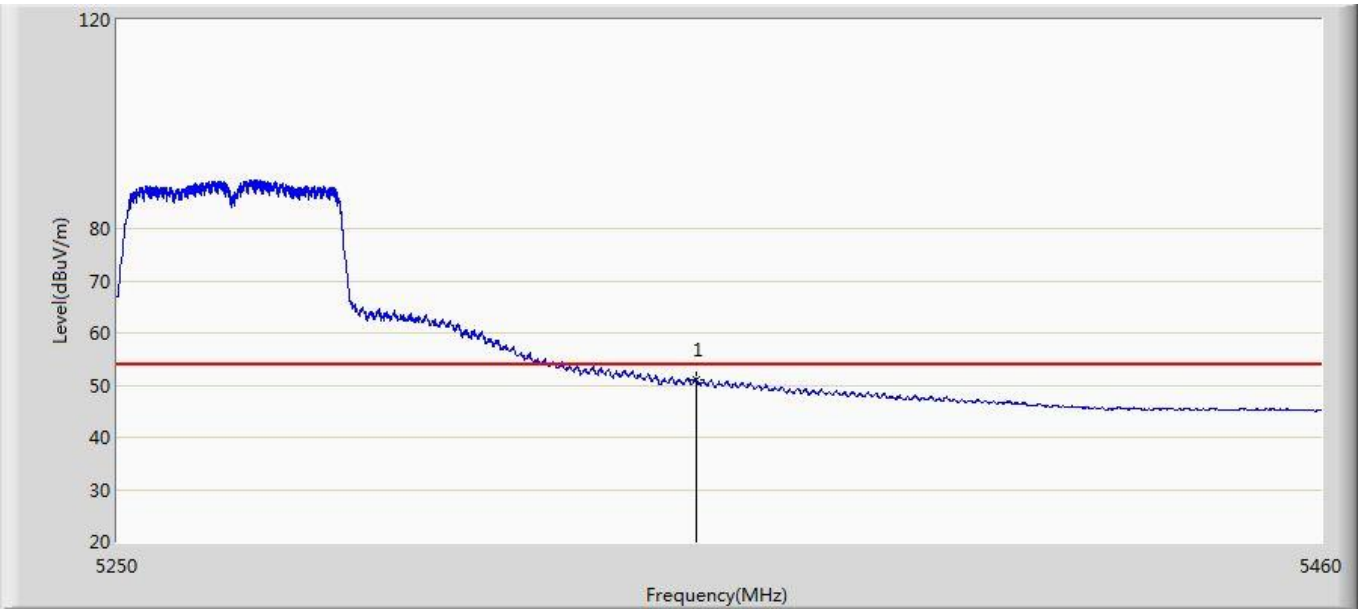

No	Mark	Frequency (MHz)	Measure Level (dBuV/m)	Reading Level (dBuV)	Over Limit (dB)	Limit (dBuV/m)	Factor (dB)	Type
1	*	5350.000	51.044	9.928	-2.956	54.000	41.116	AV

Profile: 2231093R	Page No.: 144
Engineer: Pengchengyang	
Site: AC5	Time: 2022/05/25 - 02:57
Limit: FCC_Part15.209_RE(3m)	Margin: 0
Probe: Horn_3117_00167055(1-18GHz)	Polarity: Vertical
EUT: BARCODE SCANNER	Power: DC3.7V
Note: Mode 8:Transmit at 5270MHz by 11ax40	

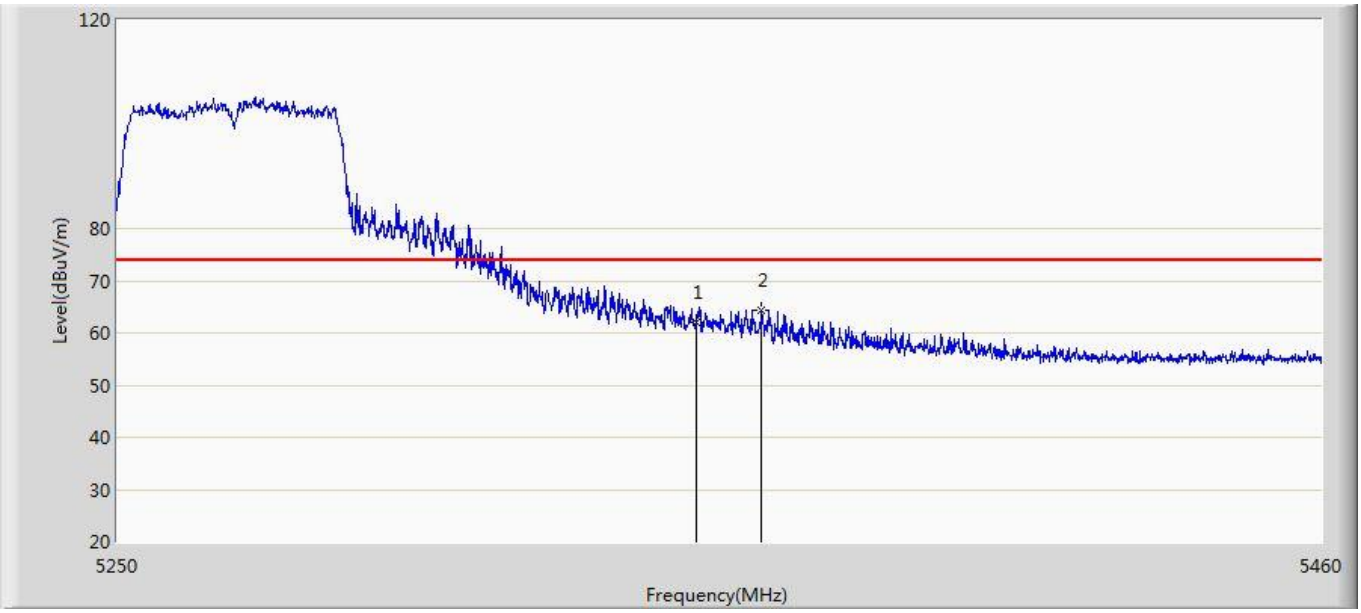

No	Mark	Frequency (MHz)	Measure Level (dBuV/m)	Reading Level (dBuV)	Over Limit (dB)	Limit (dBuV/m)	Factor (dB)	Type
1		5350.000	62.094	20.978	-11.906	74.000	41.116	PK
2	*	5361.405	64.282	23.327	-9.718	74.000	40.955	PK

Profile: 2231093R	Page No.: 89
Engineer: Pengchengyang	
Site: AC5	Time: 2022/04/01 - 03:20
Limit: FCC-15.209	Margin: 0
Probe: FCC_ANT-1-18G	Polarity: Horizontal
EUT: BARCODE SCANNER	Power: DC3.7V
Note: Mode 8:Transmit at 5310MHz by 11ax40	

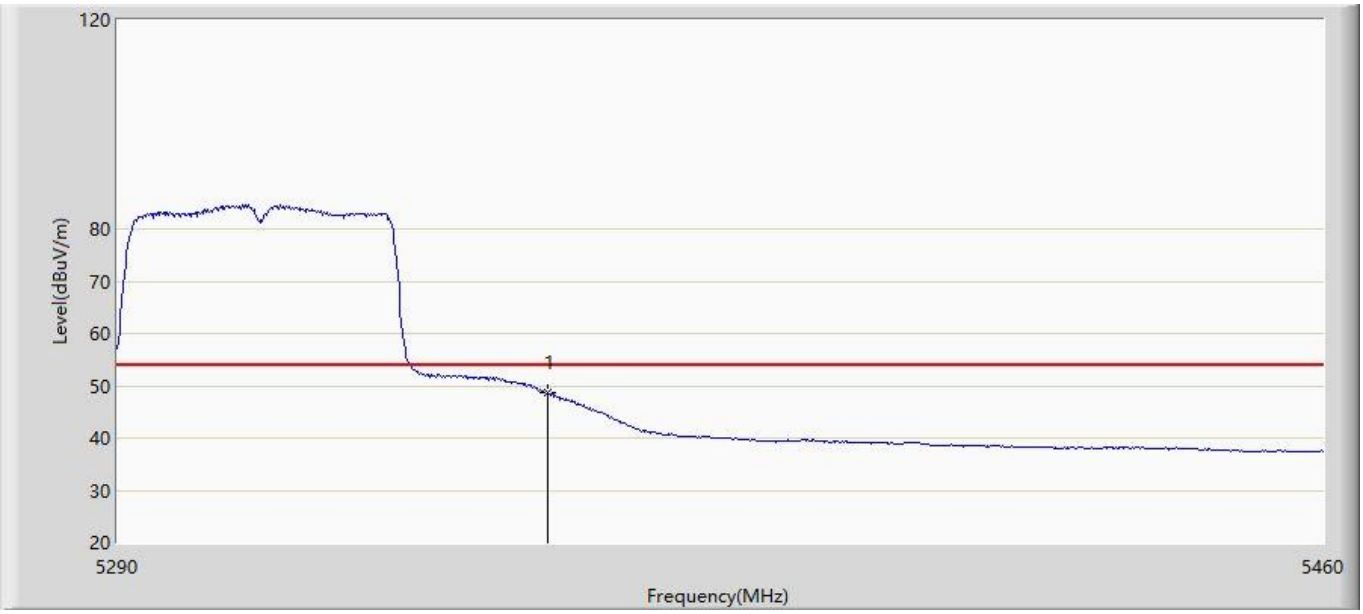

No	Mark	Frequency (MHz)	Measure Level (dBuV/m)	Reading Level (dBuV)	Over Limit (dB)	Limit (dBuV/m)	Factor (dB)	Type
1	*	5350.000	48.737	10.150	-5.263	54.000	38.588	AV

Profile: 2231093R	Page No.: 90
Engineer: Pengchengyang	
Site: AC5	Time: 2022/04/01 - 03:22
Limit: FCC-15.209	Margin: 0
Probe: FCC_ANT-1-18G	Polarity: Horizontal
EUT: BARCODE SCANNER	Power: DC3.7V
Note: Mode 8:Transmit at 5310MHz by 11ax40	

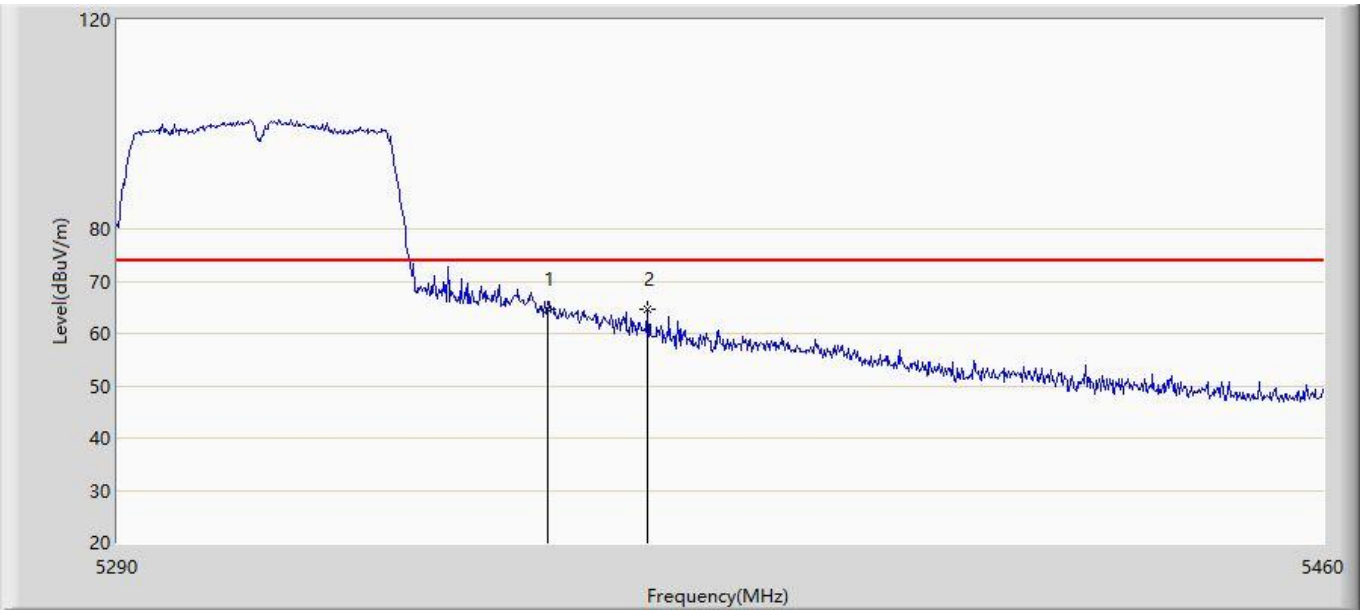

No	Mark	Frequency (MHz)	Measure Level (dBuV/m)	Reading Level (dBuV)	Over Limit (dB)	Limit (dBuV/m)	Factor (dB)	Type
1	*	5350.000	64.630	26.043	-9.370	74.000	38.588	PK
2		5364.120	64.526	25.930	-9.474	74.000	38.596	PK

Profile: 2231093R	Page No.: 91
Engineer: Pengchengyang	
Site: AC5	Time: 2022/04/01 - 03:22
Limit: FCC-15.209	Margin: 0
Probe: FCC_ANT-1-18G	Polarity: Vertical
EUT: BARCODE SCANNER	Power: DC3.7V
Note: Mode 8:Transmit at 5310MHz by 11ax40	

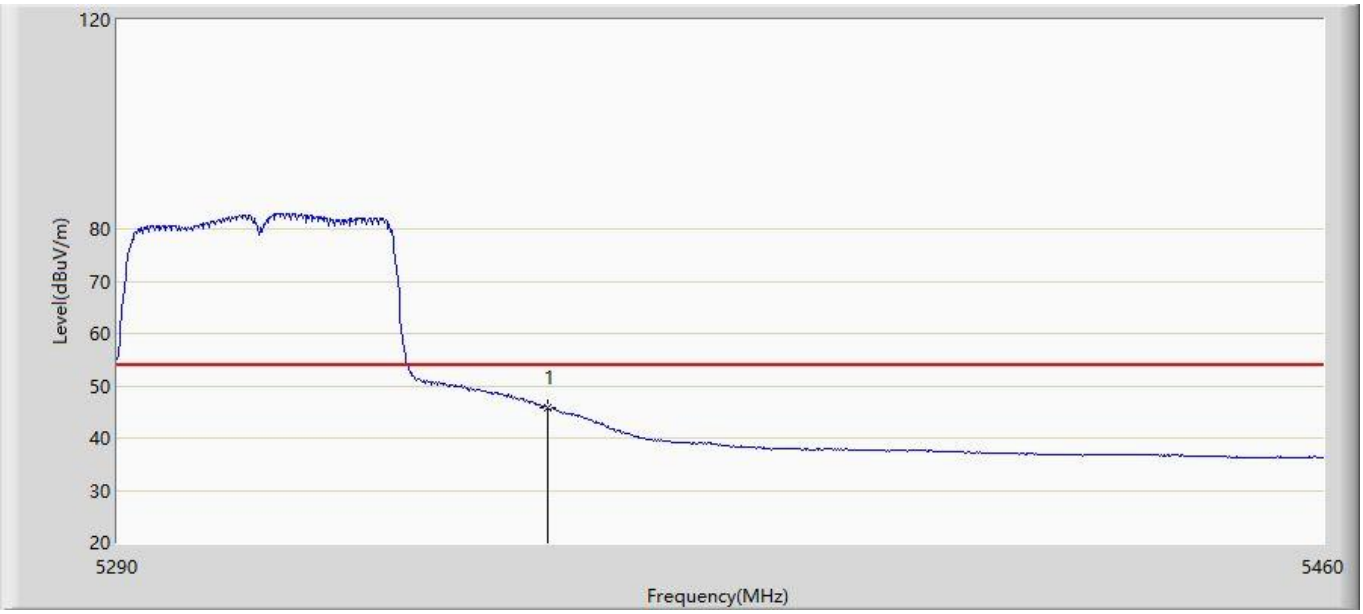

No	Mark	Frequency (MHz)	Measure Level (dBuV/m)	Reading Level (dBuV)	Over Limit (dB)	Limit (dBuV/m)	Factor (dB)	Type
1	*	5350.000	45.717	7.130	-8.283	54.000	38.588	AV

Profile: 2231093R	Page No.: 92
Engineer: Pengchengyang	
Site: AC5	Time: 2022/04/01 - 03:23
Limit: FCC-15.209	Margin: 0
Probe: FCC_ANT-1-18G	Polarity: Vertical
EUT: BARCODE SCANNER	Power: DC3.7V
Note: Mode 8:Transmit at 5310MHz by 11ax40	

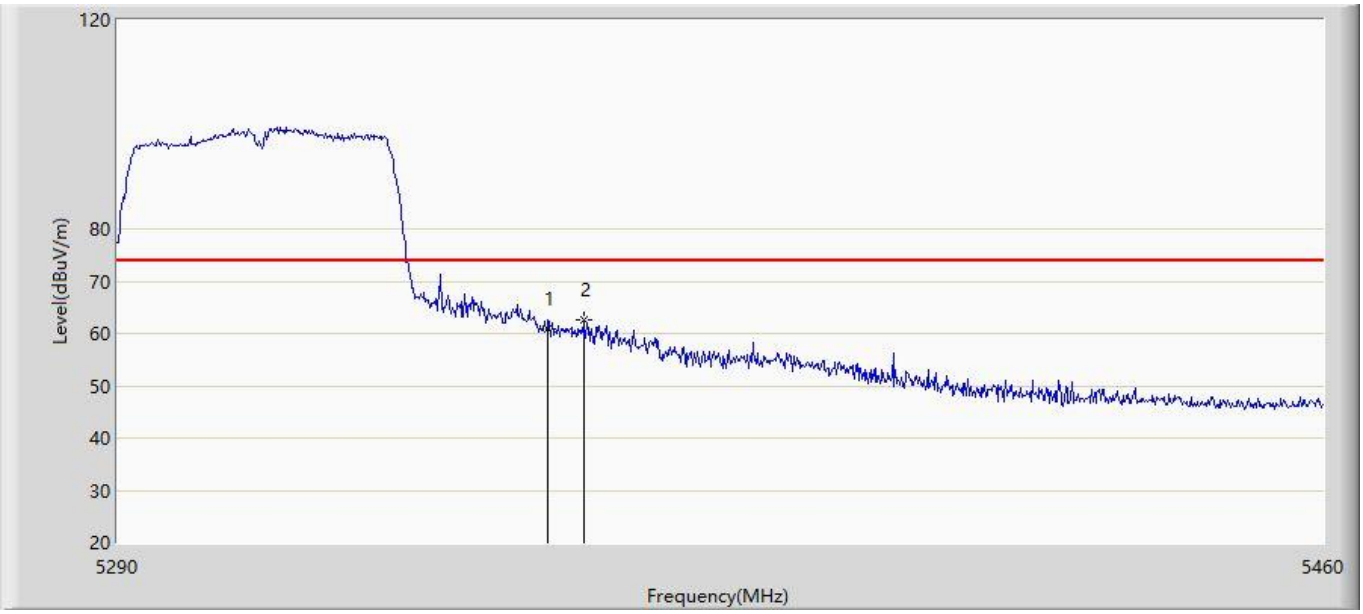

No	Mark	Frequency (MHz)	Measure Level (dBuV/m)	Reading Level (dBuV)	Over Limit (dB)	Limit (dBuV/m)	Factor (dB)	Type
1		5350.000	60.730	22.143	-13.270	74.000	38.588	PK
2	*	5355.280	62.570	23.980	-11.430	74.000	38.591	PK

Profile: 2231093R	Page No.: 93
Engineer: Pengchengyang	
Site: AC5	Time: 2022/04/01 - 03:24
Limit: FCC-15.209	Margin: 0
Probe: FCC_ANT-1-18G	Polarity: Horizontal
EUT: BARCODE SCANNER	Power: DC3.7V
Note: Mode 8:Transmit at 5510MHz by 11ax40	

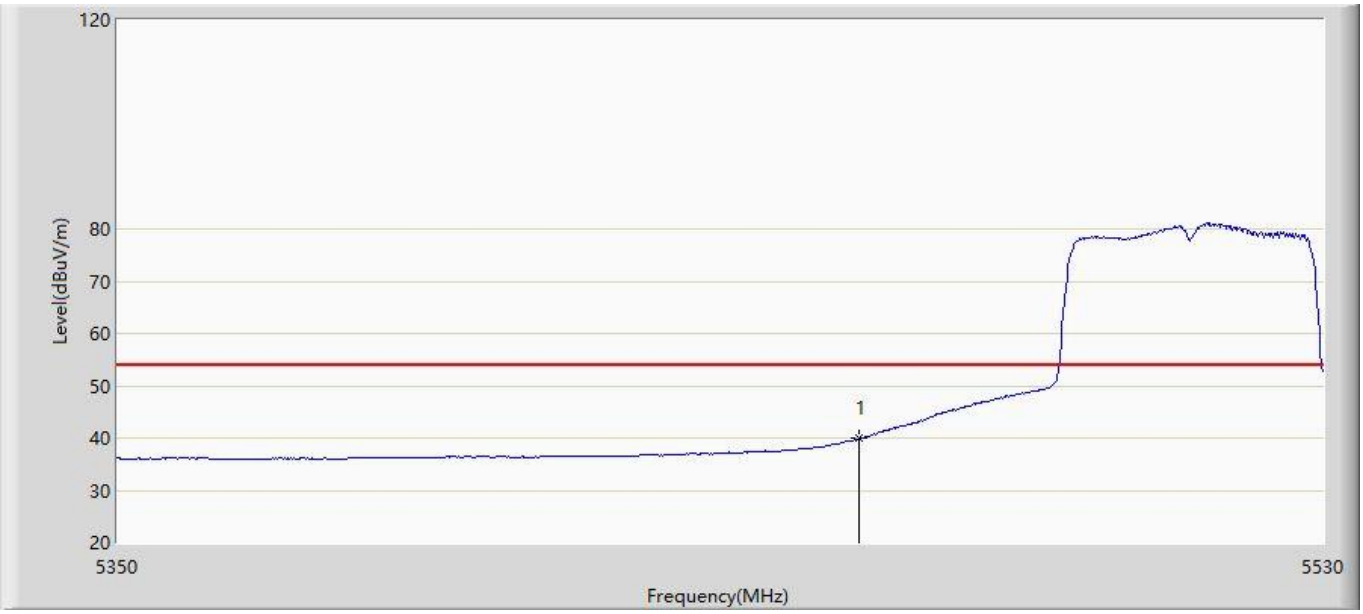

No	Mark	Frequency (MHz)	Measure Level (dBuV/m)	Reading Level (dBuV)	Over Limit (dB)	Limit (dBuV/m)	Factor (dB)	Type
1	*	5460.000	39.867	1.192	-14.133	54.000	38.675	AV

Profile: 2231093R	Page No.: 94
Engineer: Pengchengyang	
Site: AC5	Time: 2022/04/01 - 03:25
Limit: FCC-15.209	Margin: 0
Probe: FCC_ANT-1-18G	Polarity: Horizontal
EUT: BARCODE SCANNER	Power: DC3.7V
Note: Mode 8:Transmit at 5510MHz by 11ax40	

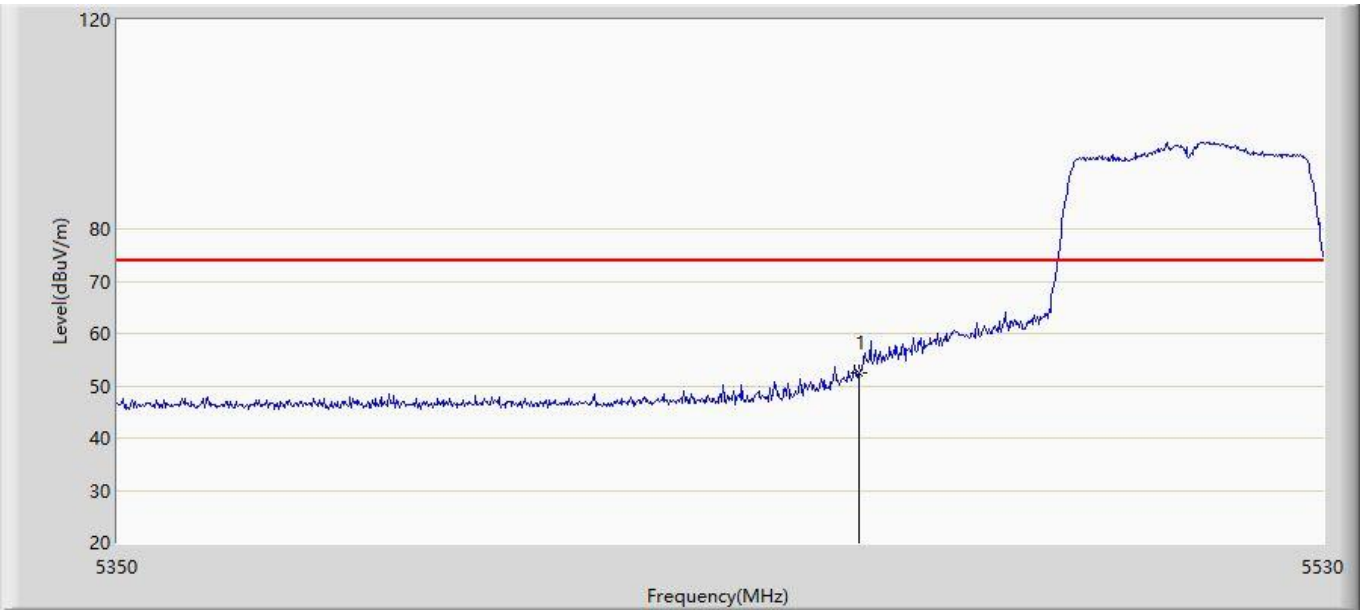

No	Mark	Frequency (MHz)	Measure Level (dBuV/m)	Reading Level (dBuV)	Over Limit (dB)	Limit (dBuV/m)	Factor (dB)	Type
1	*	5460.000	52.322	13.647	-21.678	74.000	38.675	PK

Profile: 2231093R	Page No.: 95
Engineer: Pengchengyang	
Site: AC5	Time: 2022/04/01 - 03:26
Limit: FCC-15.209	Margin: 0
Probe: FCC_ANT-1-18G	Polarity: Vertical
EUT: BARCODE SCANNER	Power: DC3.7V
Note: Mode 8:Transmit at 5510MHz by 11ax40	

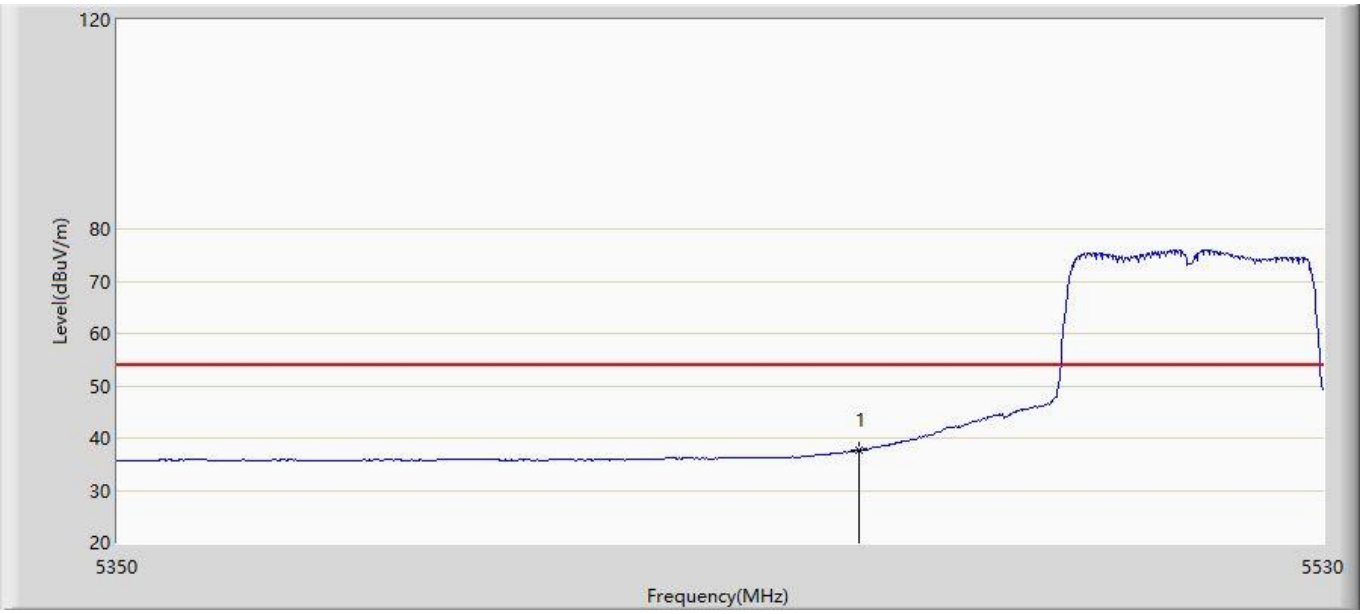

No	Mark	Frequency (MHz)	Measure Level (dBuV/m)	Reading Level (dBuV)	Over Limit (dB)	Limit (dBuV/m)	Factor (dB)	Type
1	*	5460.000	37.592	-1.083	-16.408	54.000	38.675	AV

Profile: 2231093R	Page No.: 96
Engineer: Pengchengyang	
Site: AC5	Time: 2022/04/01 - 03:26
Limit: FCC-15.209	Margin: 0
Probe: FCC_ANT-1-18G	Polarity: Vertical
EUT: BARCODE SCANNER	Power: DC3.7V
Note: Mode 8:Transmit at 5510MHz by 11ax40	

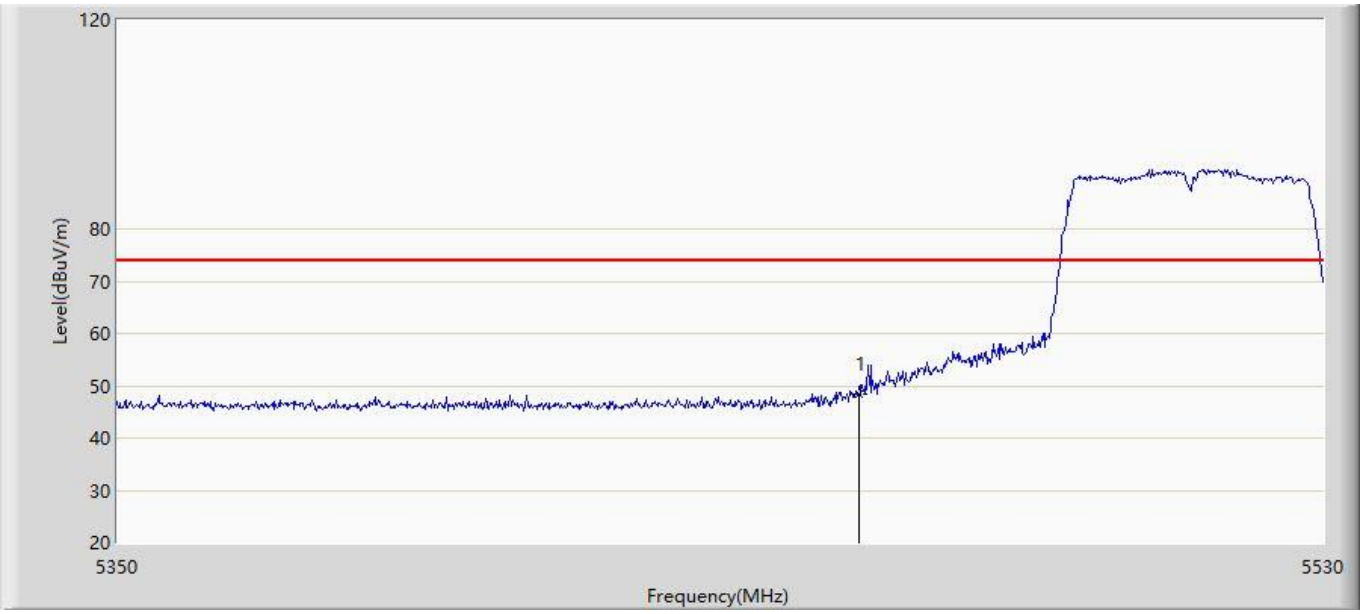

No	Mark	Frequency (MHz)	Measure Level (dBuV/m)	Reading Level (dBuV)	Over Limit (dB)	Limit (dBuV/m)	Factor (dB)	Type
1	*	5460.000	48.330	9.655	-25.670	74.000	38.675	PK

Profile: 2231093R	Page No.: 149
Engineer: Pengchengyang	
Site: AC5	Time: 2022/05/25 - 03:01
Limit: FCC_Part15.209_RE(3m)	Margin: 0
Probe: Horn_3117_00167055(1-18GHz)	Polarity: Horizontal
EUT: BARCODE SCANNER	Power: DC3.7V
Note: Mode 8:Transmit at 5550MHz by 11ax40	

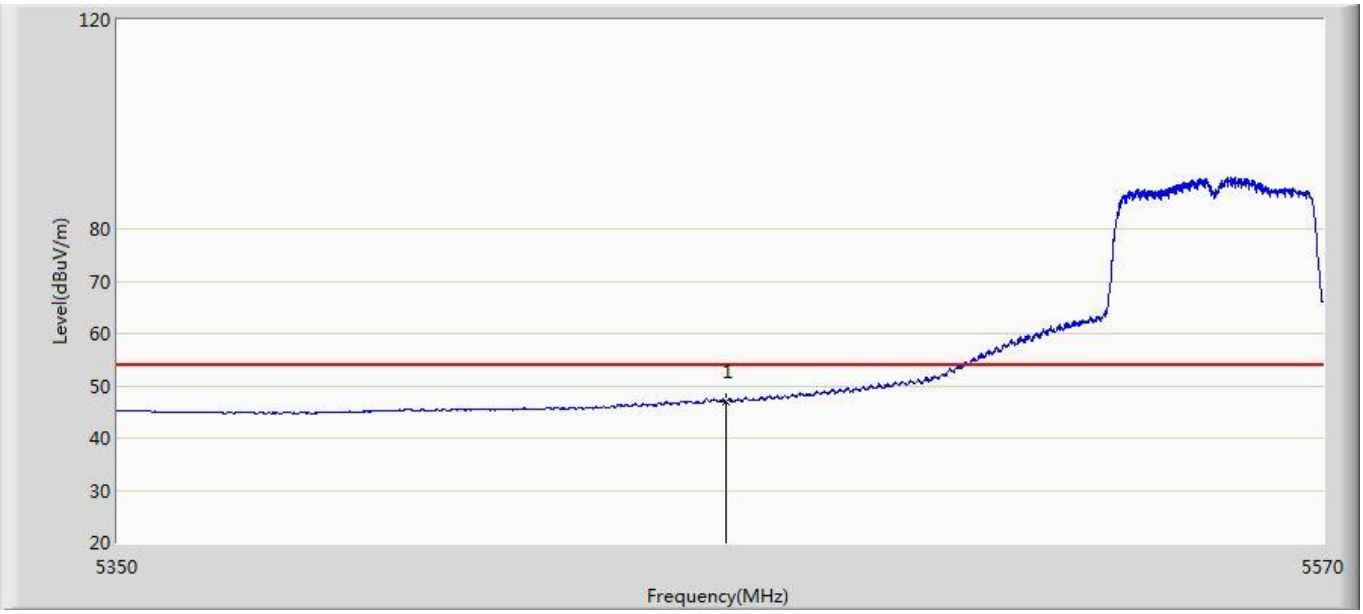

No	Mark	Frequency (MHz)	Measure Level (dBuV/m)	Reading Level (dBuV)	Over Limit (dB)	Limit (dBuV/m)	Factor (dB)	Type
1	*	5460.000	46.932	5.926	-7.068	54.000	41.006	AV

Profile: 2231093R	Page No.: 150
Engineer: Pengchengyang	
Site: AC5	Time: 2022/05/25 - 03:01
Limit: FCC_Part15.209_RE(3m)	Margin: 0
Probe: Horn_3117_00167055(1-18GHz)	Polarity: Horizontal
EUT: BARCODE SCANNER	Power: DC3.7V
Note: Mode 8:Transmit at 5550MHz by 11ax40	

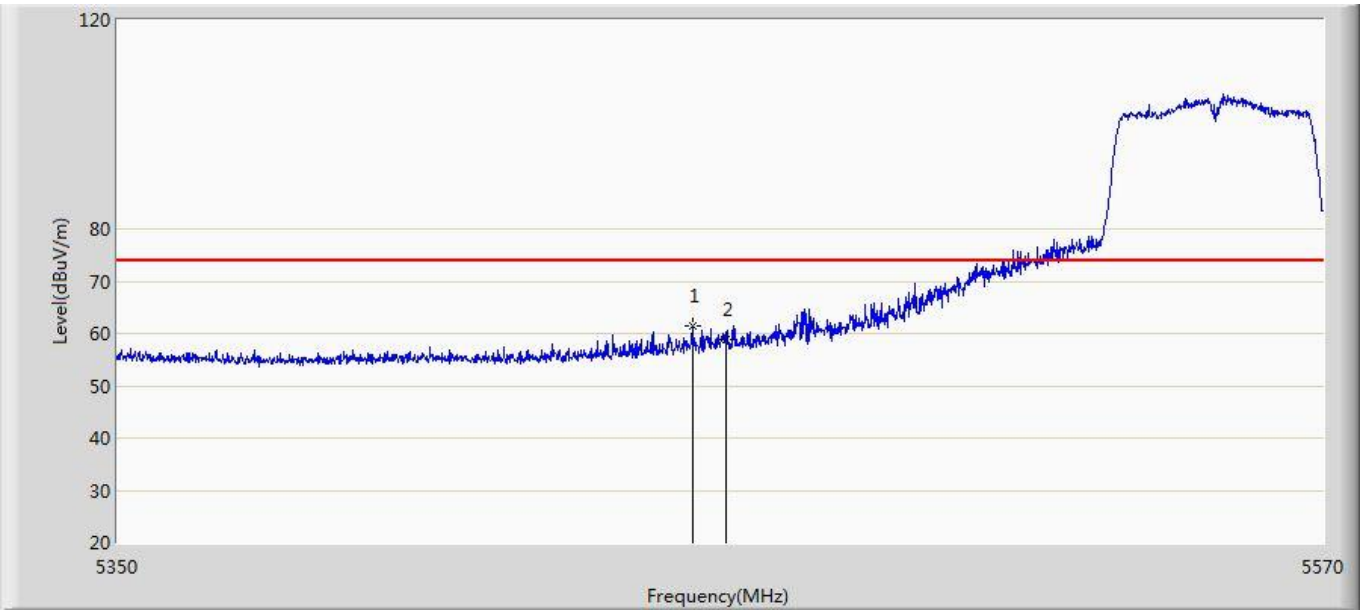

No	Mark	Frequency (MHz)	Measure Level (dBuV/m)	Reading Level (dBuV)	Over Limit (dB)	Limit (dBuV/m)	Factor (dB)	Type
1	*	5453.840	61.589	20.605	-12.411	74.000	40.985	PK
2		5460.000	58.954	17.948	-15.046	74.000	41.006	PK

Profile: 2231093R	Page No.: 151
Engineer: Pengchengyang	
Site: AC5	Time: 2022/05/25 - 03:02
Limit: FCC_Part15.209_RE(3m)	Margin: 0
Probe: Horn_3117_00167055(1-18GHz)	Polarity: Vertical
EUT: BARCODE SCANNER	Power: DC3.7V
Note: Mode 8:Transmit at 5550MHz by 11ax40	

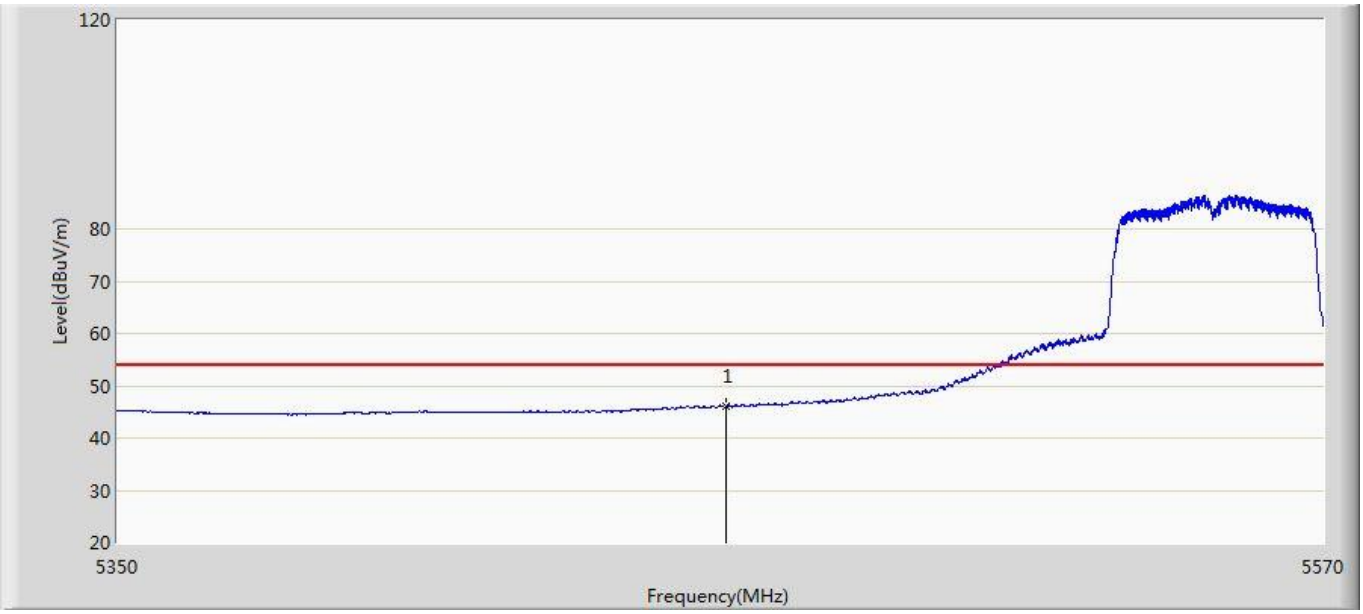

No	Mark	Frequency (MHz)	Measure Level (dBuV/m)	Reading Level (dBuV)	Over Limit (dB)	Limit (dBuV/m)	Factor (dB)	Type
1	*	5460.000	46.126	5.120	-7.874	54.000	41.006	AV

Profile: 2231093R	Page No.: 152
Engineer: Pengchengyang	
Site: AC5	Time: 2022/05/25 - 03:02
Limit: FCC_Part15.209_RE(3m)	Margin: 0
Probe: Horn_3117_00167055(1-18GHz)	Polarity: Vertical
EUT: BARCODE SCANNER	Power: DC3.7V
Note: Mode 8:Transmit at 5550MHz by 11ax40	

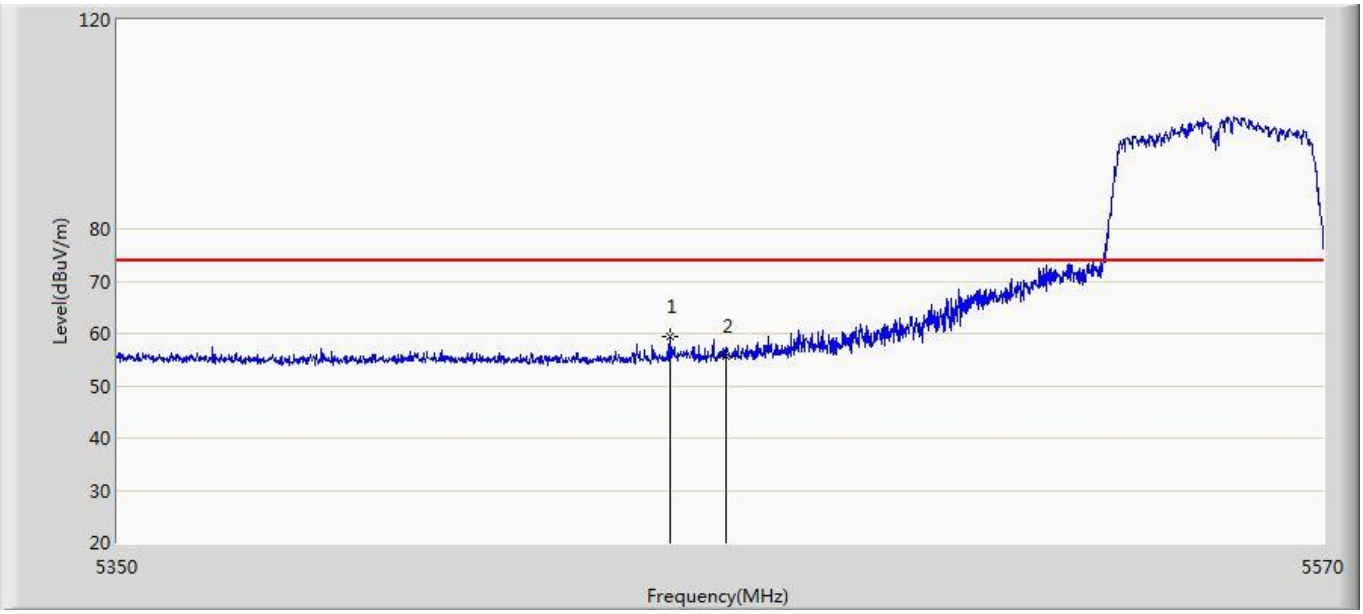

No	Mark	Frequency (MHz)	Measure Level (dBuV/m)	Reading Level (dBuV)	Over Limit (dB)	Limit (dBuV/m)	Factor (dB)	Type
1	*	5449.880	59.346	18.425	-14.654	74.000	40.921	PK
2		5460.000	55.552	14.546	-18.448	74.000	41.006	PK

Profile: 2231093R	Page No.: 57
Engineer: Pengchengyang	
Site: AC5	Time: 2022/05/25 - 20:39
Limit: FCC_Part15.209_RE(3m)	Margin: 0
Probe: Horn_3117_00167055(1-18GHz)	Polarity: Horizontal
EUT: BARCODE SCANNER	Power: DC3.7V
Note: Mode 8:Transmit at 5590MHz by 11ax(40MHz)	

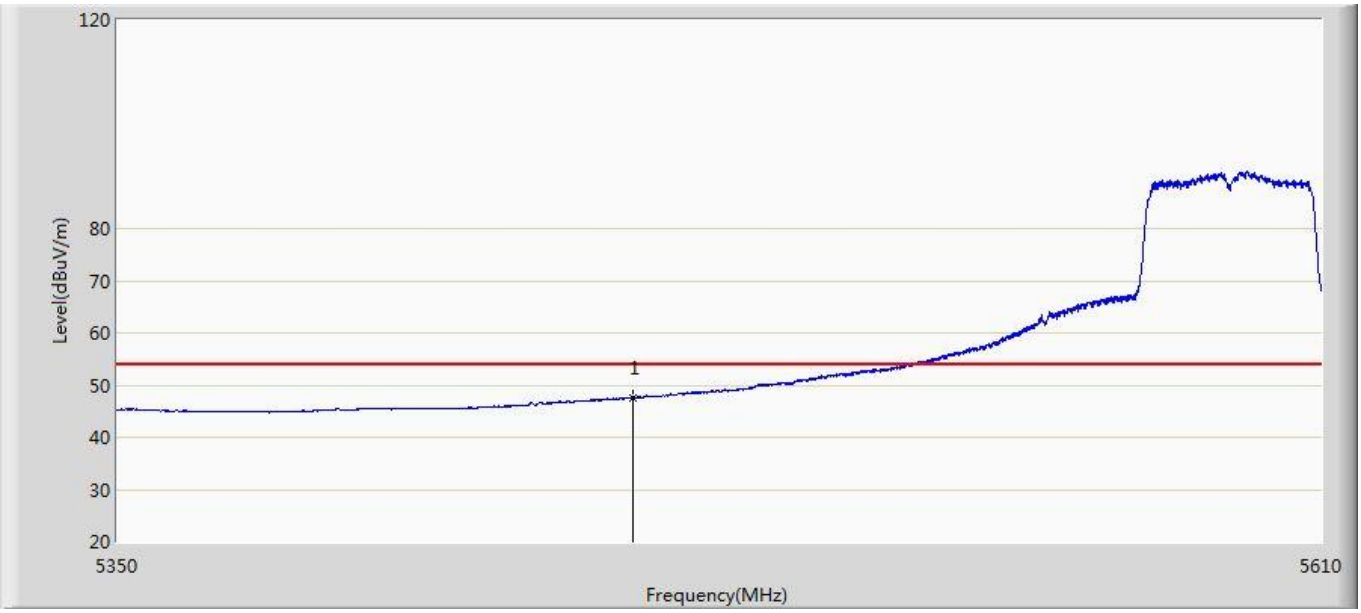

No	Mark	Frequency (MHz)	Measure Level (dBuV/m)	Reading Level (dBuV)	Over Limit (dB)	Limit (dBuV/m)	Factor (dB)	Type
1	*	5460.000	47.597	6.591	-6.403	54.000	41.006	AV

Profile: 2231093R	Page No.: 58
Engineer: Pengchengyang	
Site: AC5	Time: 2022/05/25 - 20:39
Limit: FCC_Part15.209_RE(3m)	Margin: 0
Probe: Horn_3117_00167055(1-18GHz)	Polarity: Horizontal
EUT: BARCODE SCANNER	Power: DC3.7V
Note: Mode 8:Transmit at 5590MHz by 11ax(40MHz)	

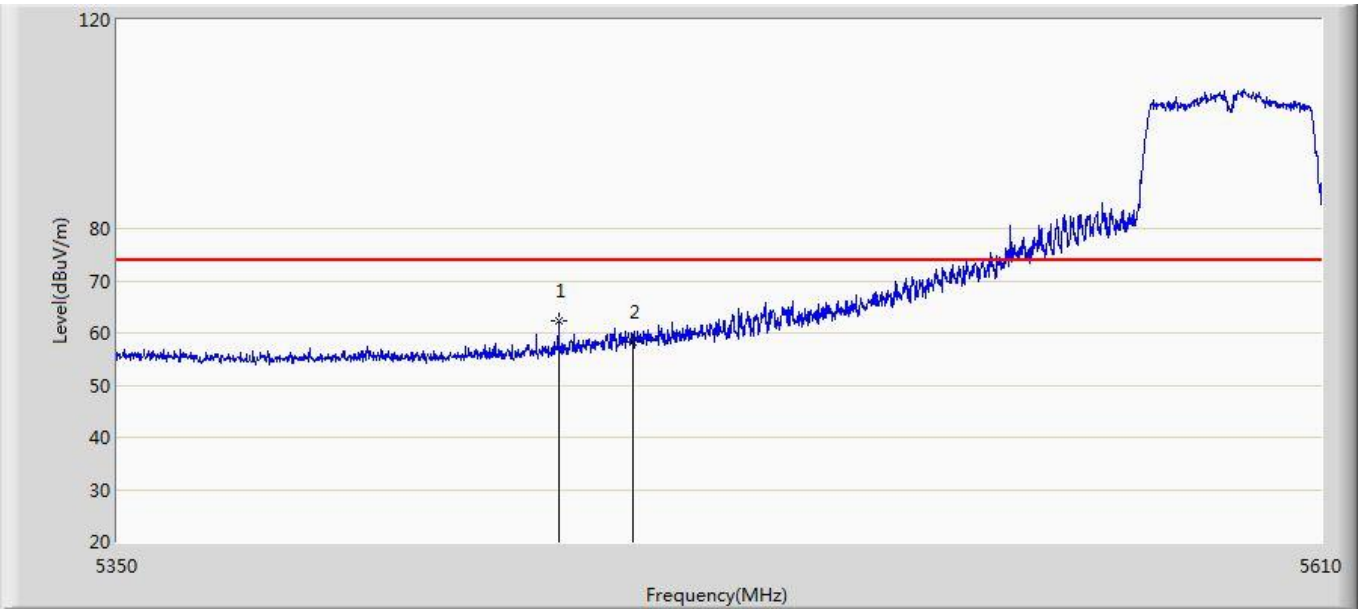

No	Mark	Frequency (MHz)	Measure Level (dBuV/m)	Reading Level (dBuV)	Over Limit (dB)	Limit (dBuV/m)	Factor (dB)	Type
1	*	5443.990	62.230	21.404	-11.770	74.000	40.826	PK
2		5460.000	58.366	17.360	-15.634	74.000	41.006	PK

Profile: 2231093R	Page No.: 59
Engineer: Pengchengyang	
Site: AC5	Time: 2022/05/25 - 20:39
Limit: FCC_Part15.209_RE(3m)	Margin: 0
Probe: Horn_3117_00167055(1-18GHz)	Polarity: Vertical
EUT: BARCODE SCANNER	Power: DC3.7V
Note: Mode 8:Transmit at 5590MHz by 11ax(40MHz)	

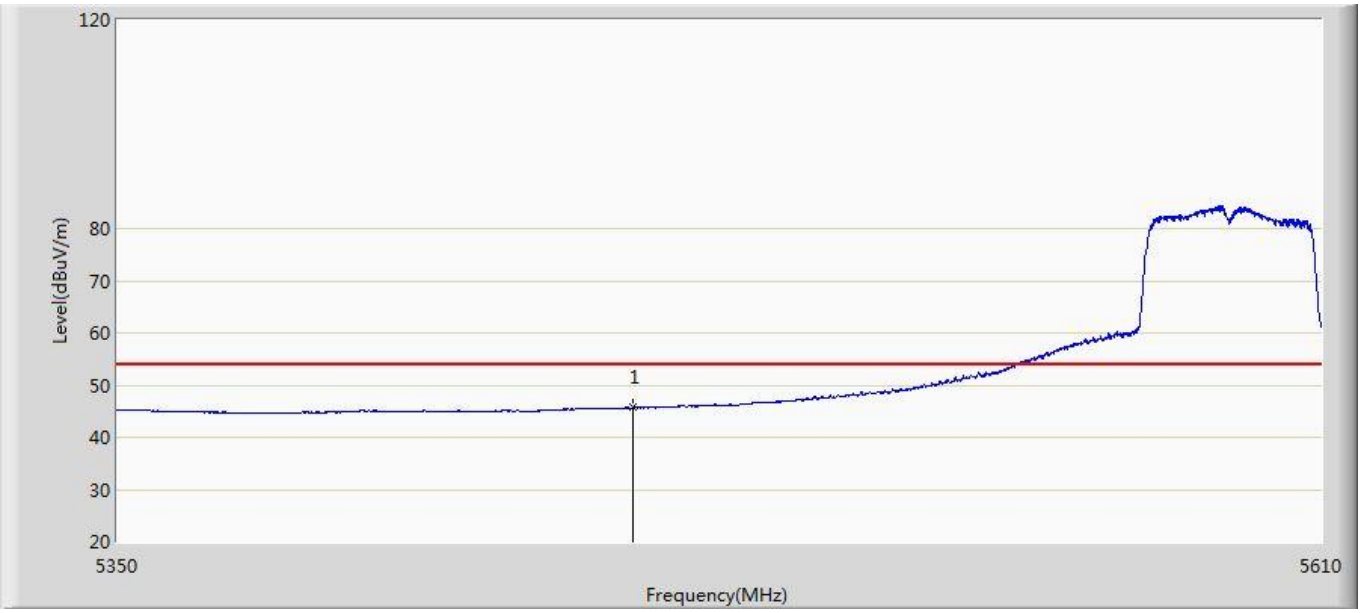

No	Mark	Frequency (MHz)	Measure Level (dBuV/m)	Reading Level (dBuV)	Over Limit (dB)	Limit (dBuV/m)	Factor (dB)	Type
1	*	5460.000	45.677	4.671	-8.323	54.000	41.006	AV

Profile: 2231093R	Page No.: 60
Engineer: Pengchengyang	
Site: AC5	Time: 2022/05/25 - 20:39
Limit: FCC_Part15.209_RE(3m)	Margin: 0
Probe: Horn_3117_00167055(1-18GHz)	Polarity: Vertical
EUT: BARCODE SCANNER	Power: DC3.7V
Note: Mode 8:Transmit at 5590MHz by 11ax(40MHz)	

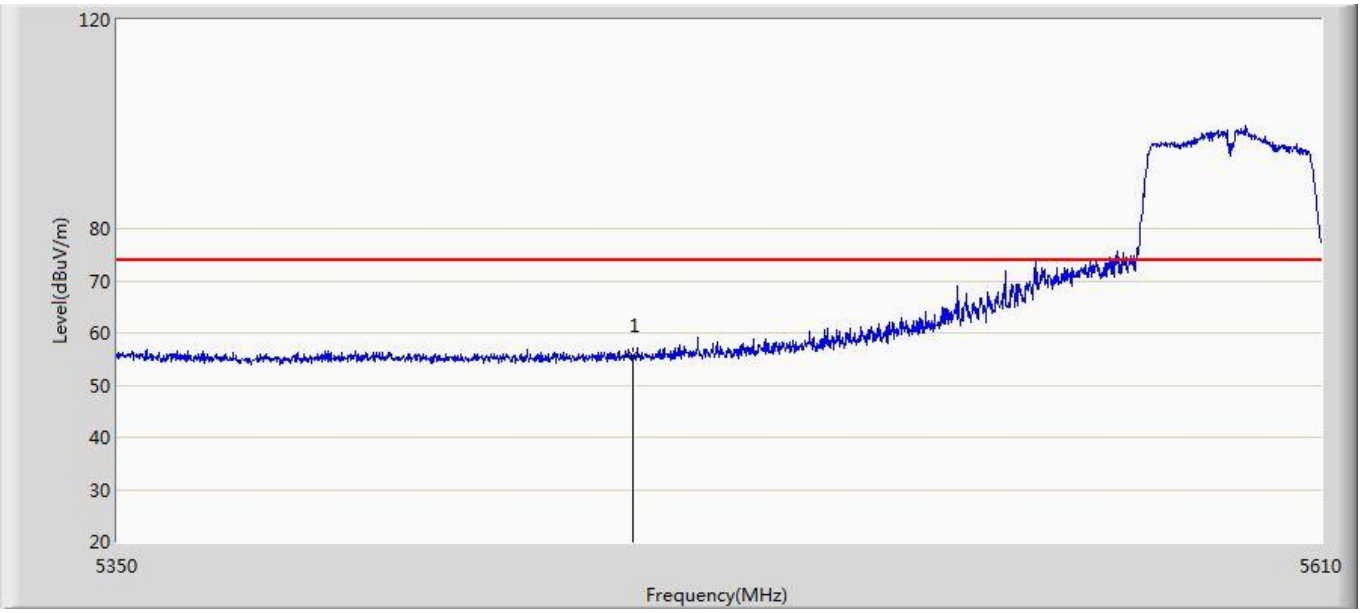

No	Mark	Frequency (MHz)	Measure Level (dBuV/m)	Reading Level (dBuV)	Over Limit (dB)	Limit (dBuV/m)	Factor (dB)	Type
1	*	5460.000	55.539	14.533	-18.461	74.000	41.006	PK

Profile: 2231093R	Page No.: 35
Engineer: Pengchengyang	
Site: AC5	Time: 2022/04/01 - 04:22
Limit: FCC-15.407	Margin: 0
Probe: FCC_ANT-1-18G	Polarity: Horizontal
EUT: BARCODE SCANNER	Power: DC3.7V
Note: Mode 8:Transmit at 5755MHz by 11ax40	

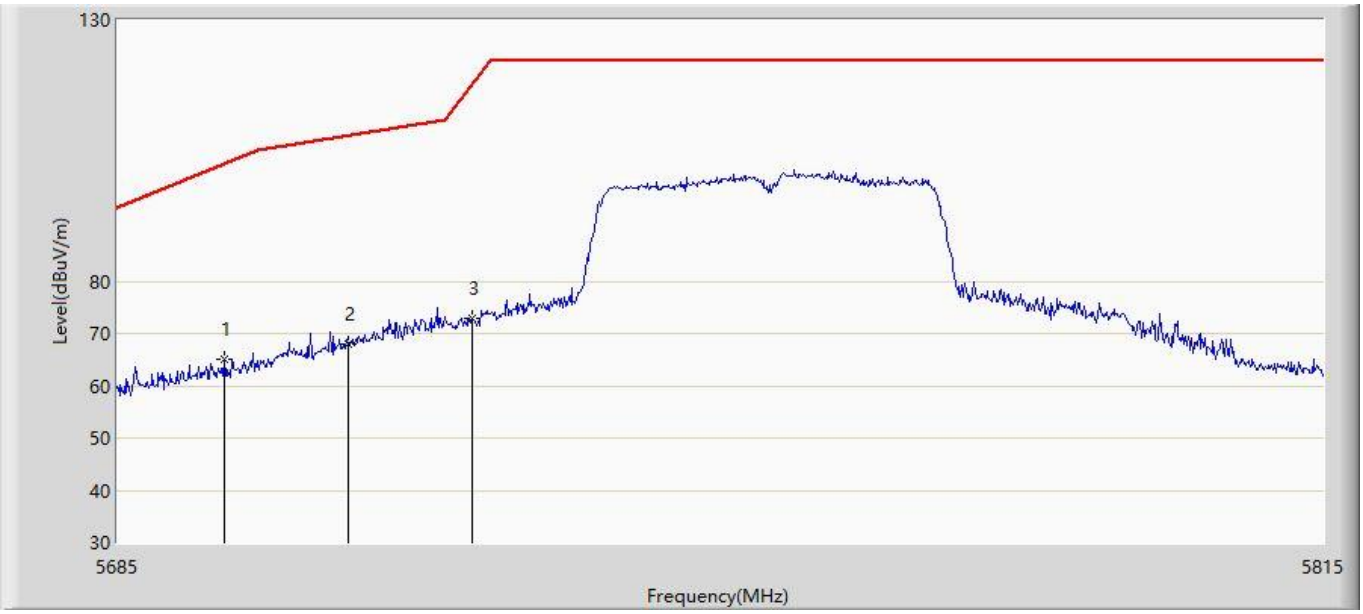

No	Mark	Frequency (MHz)	Measure Level (dBuV/m)	Reading Level (dBuV)	Over Limit (dB)	Limit (dBuV/m)	Factor (dB)	Type
1	*	5696.440	65.089	26.194	-37.487	102.576	38.895	PK
2		5709.700	67.868	28.958	-40.050	107.918	38.910	PK
3		5722.960	72.770	33.852	-44.780	117.550	38.918	PK

Profile: 2231093R	Page No.: 36
Engineer: Pengchengyang	
Site: AC5	Time: 2022/04/01 - 04:23
Limit: FCC-15.407	Margin: 0
Probe: FCC_ANT-1-18G	Polarity: Vertical
EUT: BARCODE SCANNER	Power: DC3.7V
Note: Mode 8:Transmit at 5755MHz by 11ax40	

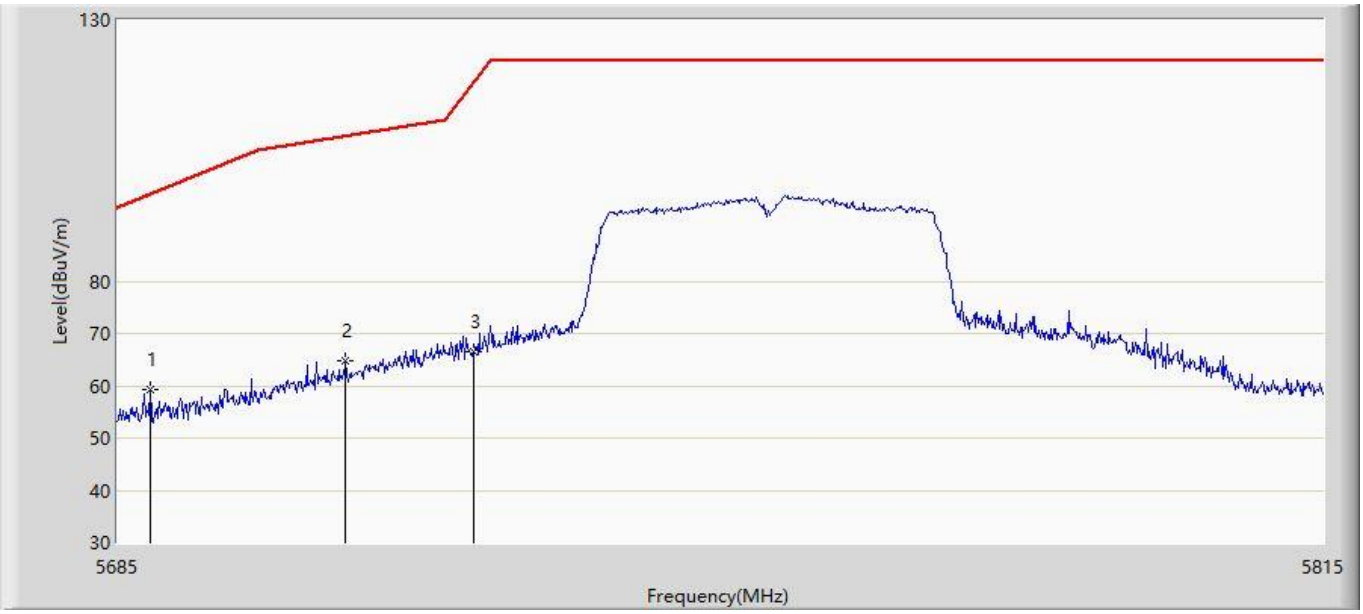

No	Mark	Frequency (MHz)	Measure Level (dBuV/m)	Reading Level (dBuV)	Over Limit (dB)	Limit (dBuV/m)	Factor (dB)	Type
1	*	5688.510	59.387	20.502	-37.339	96.726	38.885	PK
2		5709.440	64.721	25.811	-43.125	107.846	38.910	PK
3		5723.090	66.653	27.735	-51.193	117.846	38.919	PK

Profile: 2231093R	Page No.: 37
Engineer: Pengchengyang	
Site: AC5	Time: 2022/04/01 - 04:24
Limit: FCC-15.407	Margin: 0
Probe: FCC_ANT-1-18G	Polarity: Horizontal
EUT: BARCODE SCANNER	Power: DC3.7V
Note: Mode 8:Transmit at 5795MHz by 11ax40	

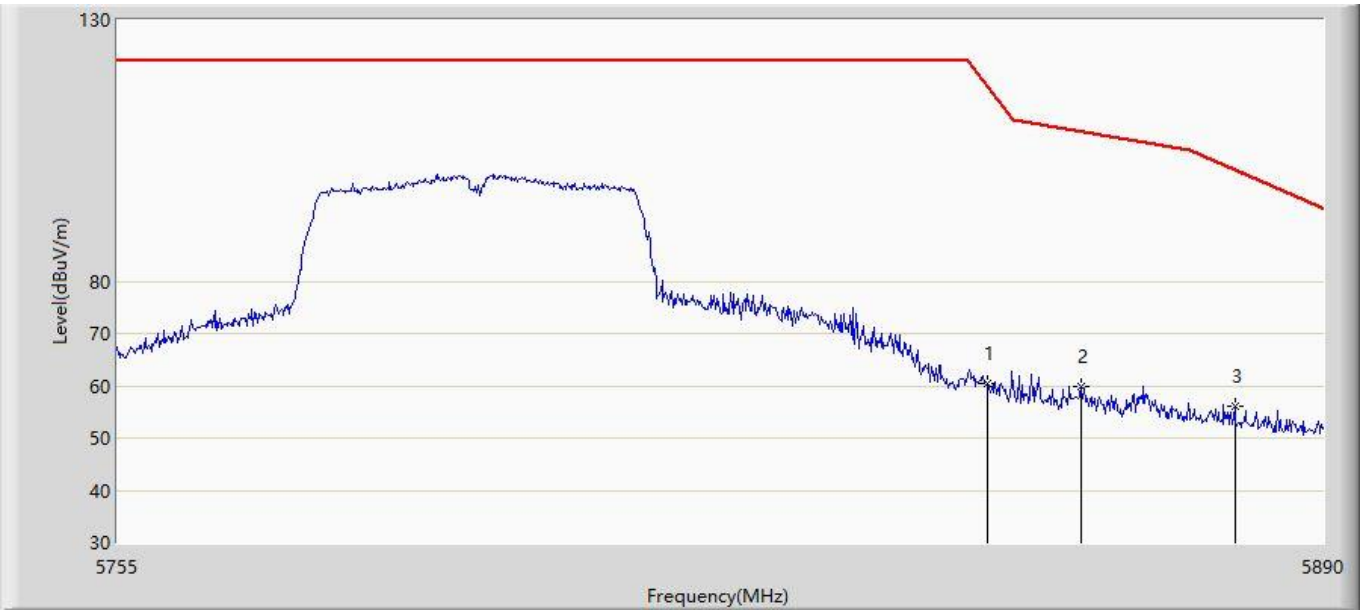

No	Mark	Frequency (MHz)	Measure Level (dBuV/m)	Reading Level (dBuV)	Over Limit (dB)	Limit (dBuV/m)	Factor (dB)	Type
1		5852.200	60.535	21.487	-56.647	117.183	39.048	PK
2		5862.730	59.812	20.751	-48.821	108.633	39.061	PK
3	*	5880.010	55.991	16.909	-45.488	101.478	39.082	PK

Profile: 2231093R	Page No.: 38
Engineer: Pengchengyang	
Site: AC5	Time: 2022/04/01 - 04:25
Limit: FCC-15.407	Margin: 0
Probe: FCC_ANT-1-18G	Polarity: Vertical
EUT: BARCODE SCANNER	Power: DC3.7V
Note: Mode 8:Transmit at 5795MHz by 11ax40	

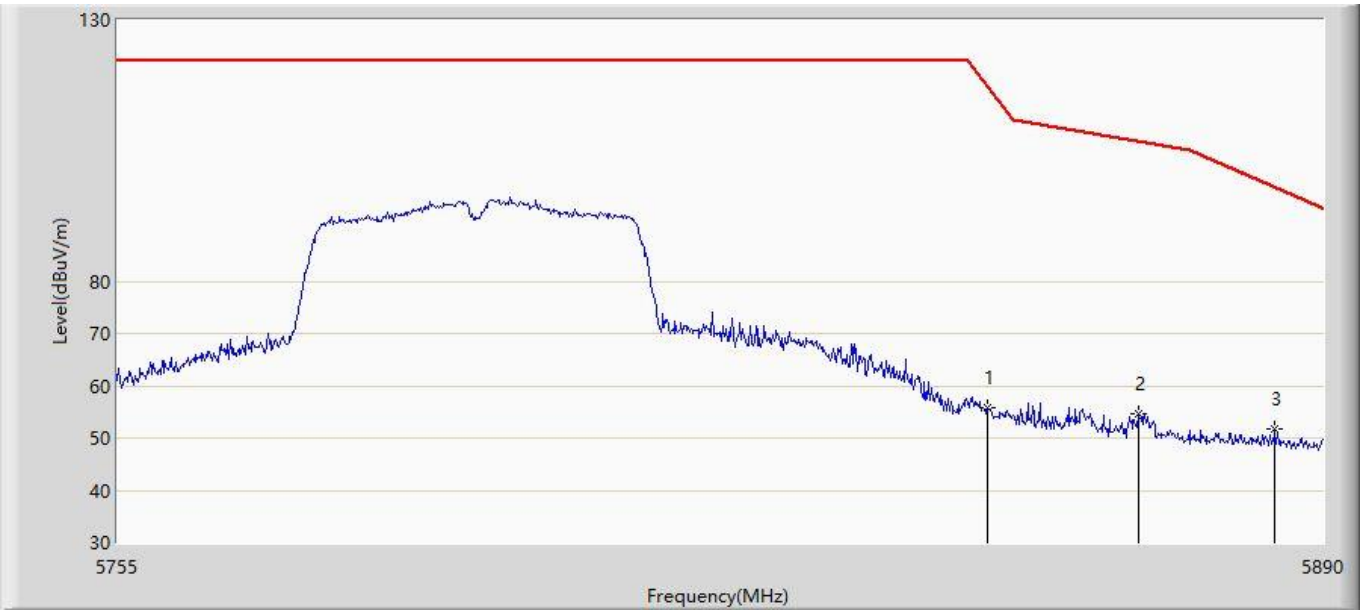

No	Mark	Frequency (MHz)	Measure Level (dBuV/m)	Reading Level (dBuV)	Over Limit (dB)	Limit (dBuV/m)	Factor (dB)	Type
1		5852.065	55.839	16.791	-61.651	117.491	39.048	PK
2		5869.075	54.629	15.561	-52.228	106.857	39.068	PK
3	*	5884.600	51.706	12.616	-46.366	98.072	39.090	PK

Profile: 2231093R	Page No.: 97
Engineer: Pengchengyang	
Site: AC5	Time: 2022/04/01 - 03:27
Limit: FCC-15.209	Margin: 0
Probe: FCC_ANT-1-18G	Polarity: Horizontal
EUT: BARCODE SCANNER	Power: DC3.7V
Note: Mode 9:Transmit at 5210MHz by 11ax80	

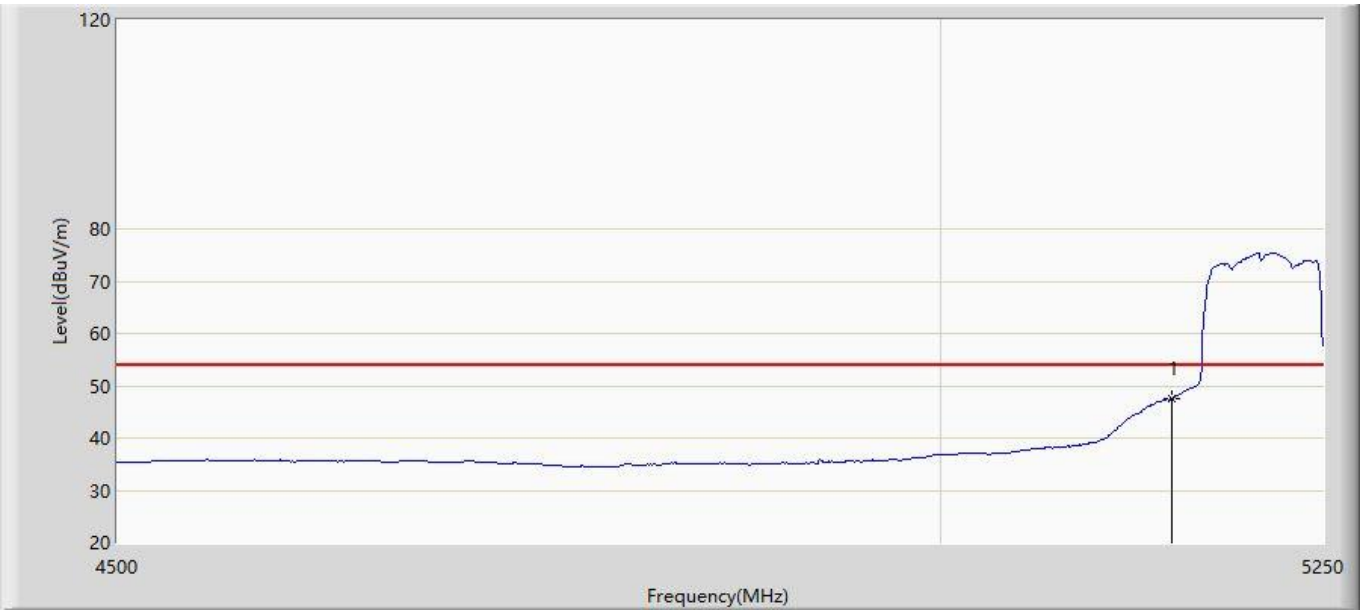

No	Mark	Frequency (MHz)	Measure Level (dBuV/m)	Reading Level (dBuV)	Over Limit (dB)	Limit (dBuV/m)	Factor (dB)	Type
1	*	5150.000	47.508	9.448	-6.492	54.000	38.060	AV

Profile: 2231093R	Page No.: 98
Engineer: Pengchengyang	
Site: AC5	Time: 2022/04/01 - 03:28
Limit: FCC-15.209	Margin: 0
Probe: FCC_ANT-1-18G	Polarity: Horizontal
EUT: BARCODE SCANNER	Power: DC3.7V
Note: Mode 9:Transmit at 5210MHz by 11ax80	

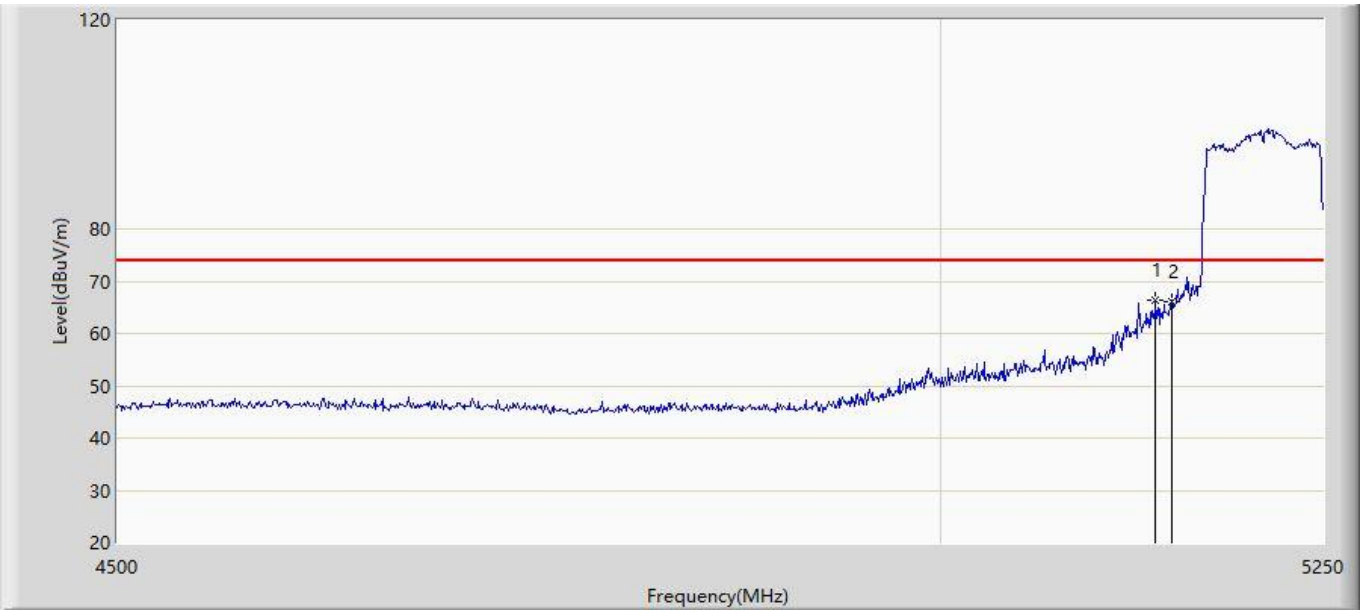

No	Mark	Frequency (MHz)	Measure Level (dBuV/m)	Reading Level (dBuV)	Over Limit (dB)	Limit (dBuV/m)	Factor (dB)	Type
1	*	5139.000	66.518	28.495	-7.482	74.000	38.023	PK
2		5150.000	66.024	27.964	-7.976	74.000	38.060	PK

Profile: 2231093R	Page No.: 99
Engineer: Pengchengyang	
Site: AC5	Time: 2022/04/01 - 03:29
Limit: FCC-15.209	Margin: 0
Probe: FCC_ANT-1-18G	Polarity: Vertical
EUT: BARCODE SCANNER	Power: DC3.7V
Note: Mode 9:Transmit at 5210MHz by 11ax80	

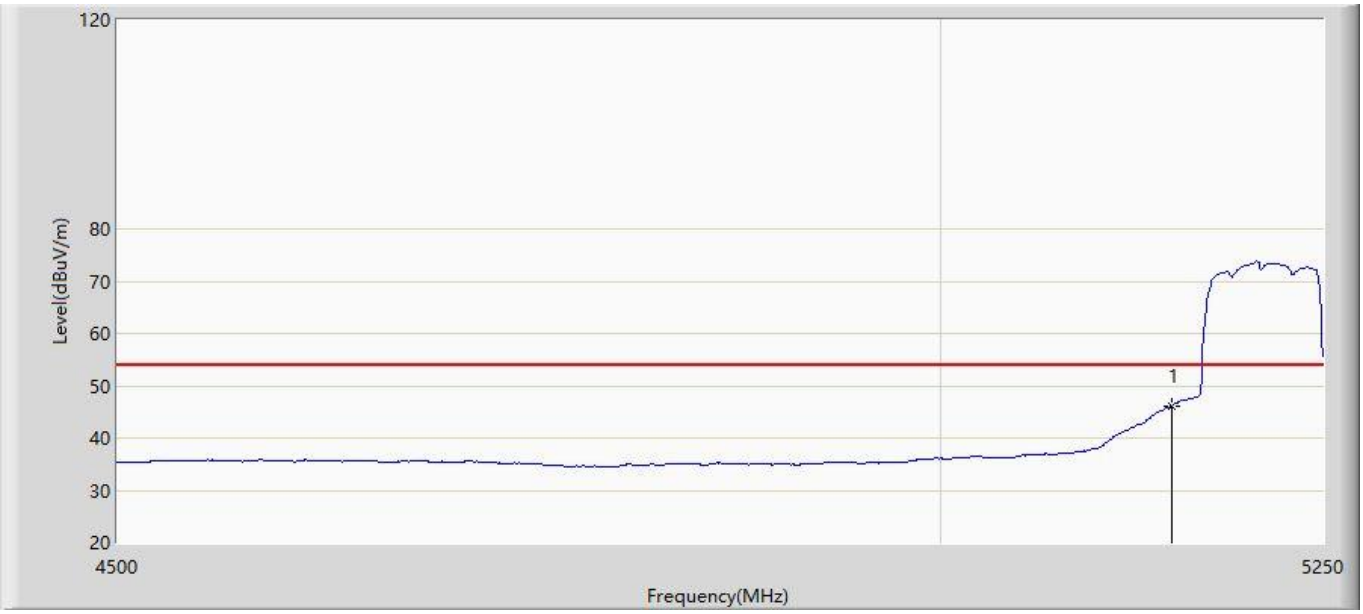

No	Mark	Frequency (MHz)	Measure Level (dBuV/m)	Reading Level (dBuV)	Over Limit (dB)	Limit (dBuV/m)	Factor (dB)	Type
1	*	5150.000	46.229	8.169	-7.771	54.000	38.060	AV

Profile: 2231093R	Page No.: 100
Engineer: Pengchengyang	
Site: AC5	Time: 2022/04/01 - 03:29
Limit: FCC-15.209	Margin: 0
Probe: FCC_ANT-1-18G	Polarity: Vertical
EUT: BARCODE SCANNER	Power: DC3.7V
Note: Mode 9:Transmit at 5210MHz by 11ax80	

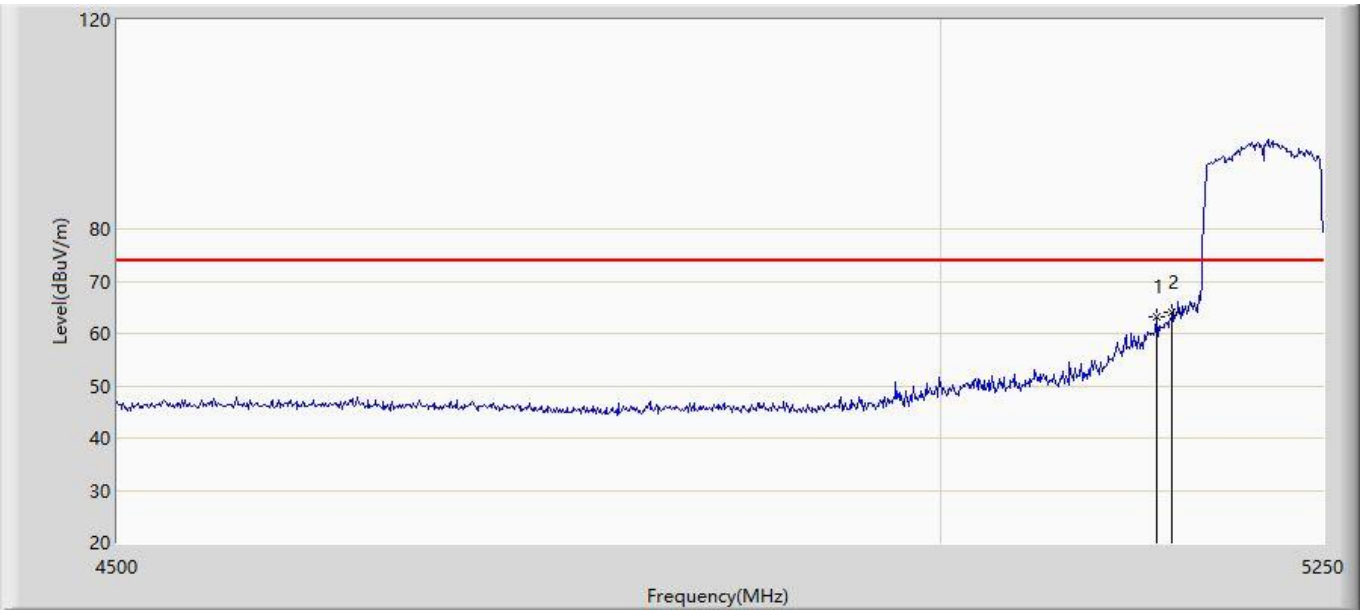

No	Mark	Frequency (MHz)	Measure Level (dBuV/m)	Reading Level (dBuV)	Over Limit (dB)	Limit (dBuV/m)	Factor (dB)	Type
1		5139.750	63.328	25.302	-10.672	74.000	38.025	PK
2	*	5150.000	63.956	25.896	-10.044	74.000	38.060	PK

Profile: 2231093R	Page No.: 101
Engineer: Pengchengyang	
Site: AC5	Time: 2022/04/01 - 03:31
Limit: FCC-15.209	Margin: 0
Probe: FCC_ANT-1-18G	Polarity: Horizontal
EUT: BARCODE SCANNER	Power: DC3.7V
Note: Mode 9:Transmit at 5290MHz by 11ax80	

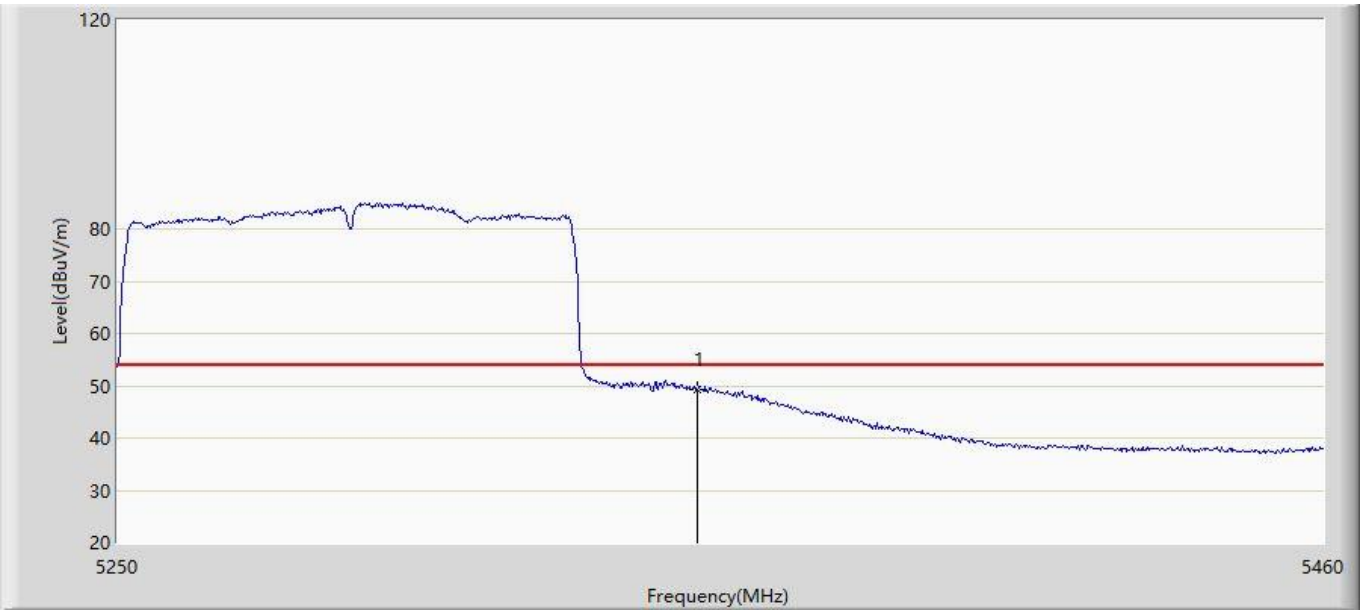

No	Mark	Frequency (MHz)	Measure Level (dBuV/m)	Reading Level (dBuV)	Over Limit (dB)	Limit (dBuV/m)	Factor (dB)	Type
1	*	5350.000	49.217	10.630	-4.783	54.000	38.588	AV

Profile: 2231093R	Page No.: 102
Engineer: Pengchengyang	
Site: AC5	Time: 2022/04/01 - 03:32
Limit: FCC-15.209	Margin: 0
Probe: FCC_ANT-1-18G	Polarity: Horizontal
EUT: BARCODE SCANNER	Power: DC3.7V
Note: Mode 9:Transmit at 5290MHz by 11ax80	

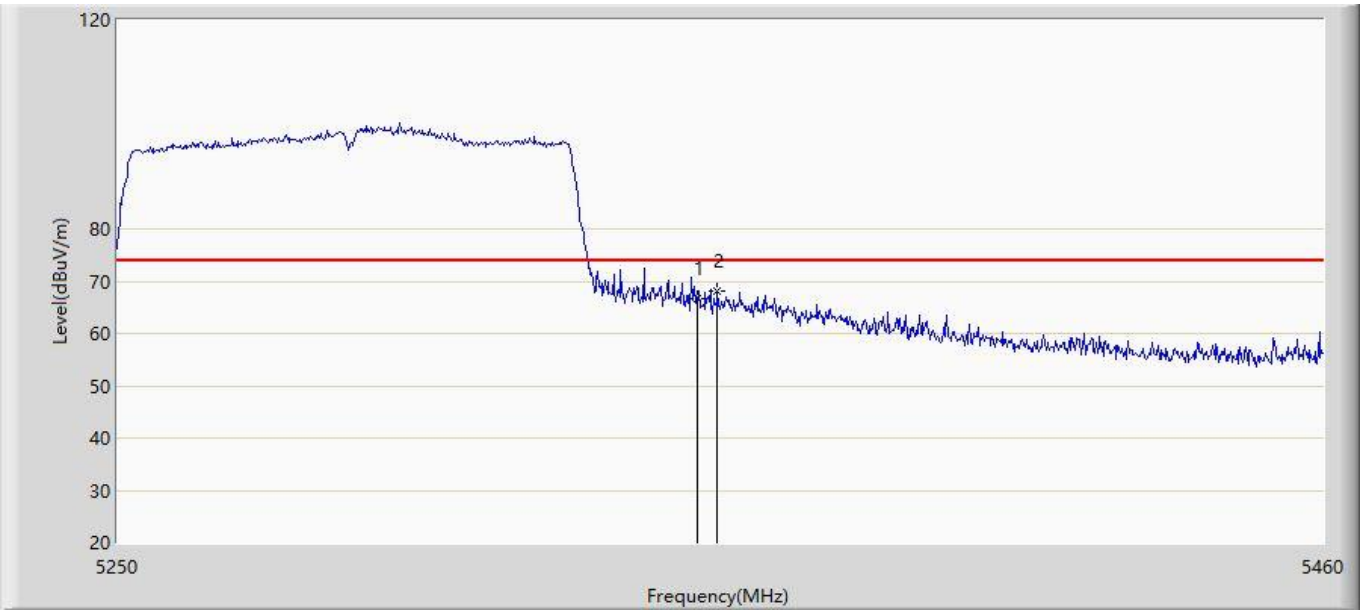

No	Mark	Frequency (MHz)	Measure Level (dBuV/m)	Reading Level (dBuV)	Over Limit (dB)	Limit (dBuV/m)	Factor (dB)	Type
1		5350.000	66.540	27.953	-7.460	74.000	38.588	PK
2	*	5353.530	68.133	29.544	-5.867	74.000	38.590	PK

Profile: 2231093R	Page No.: 103
Engineer: Pengchengyang	
Site: AC5	Time: 2022/04/01 - 03:33
Limit: FCC-15.209	Margin: 0
Probe: FCC_ANT-1-18G	Polarity: Vertical
EUT: BARCODE SCANNER	Power: DC3.7V
Note: Mode 9:Transmit at 5290MHz by 11ax80	

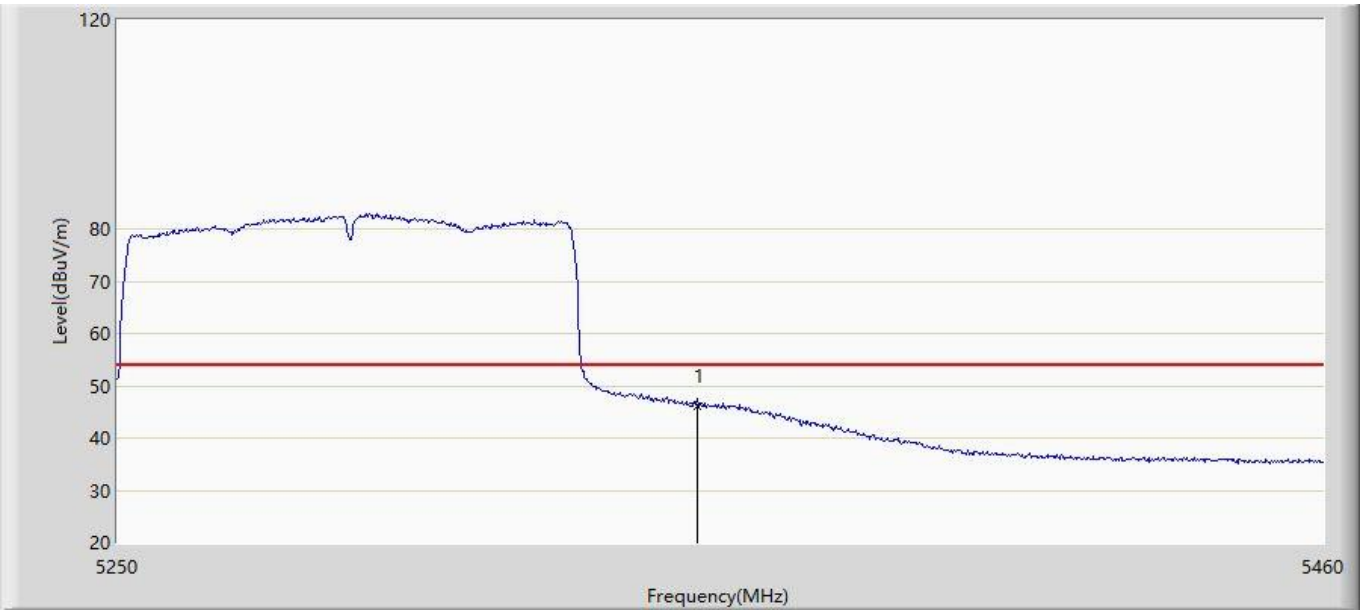

No	Mark	Frequency (MHz)	Measure Level (dBuV/m)	Reading Level (dBuV)	Over Limit (dB)	Limit (dBuV/m)	Factor (dB)	Type
1	*	5350.000	46.217	7.630	-7.783	54.000	38.588	AV

Profile: 2231093R	Page No.: 104
Engineer: Pengchengyang	
Site: AC5	Time: 2022/04/01 - 03:33
Limit: FCC-15.209	Margin: 0
Probe: FCC_ANT-1-18G	Polarity: Vertical
EUT: BARCODE SCANNER	Power: DC3.7V
Note: Mode 9:Transmit at 5290MHz by 11ax80	

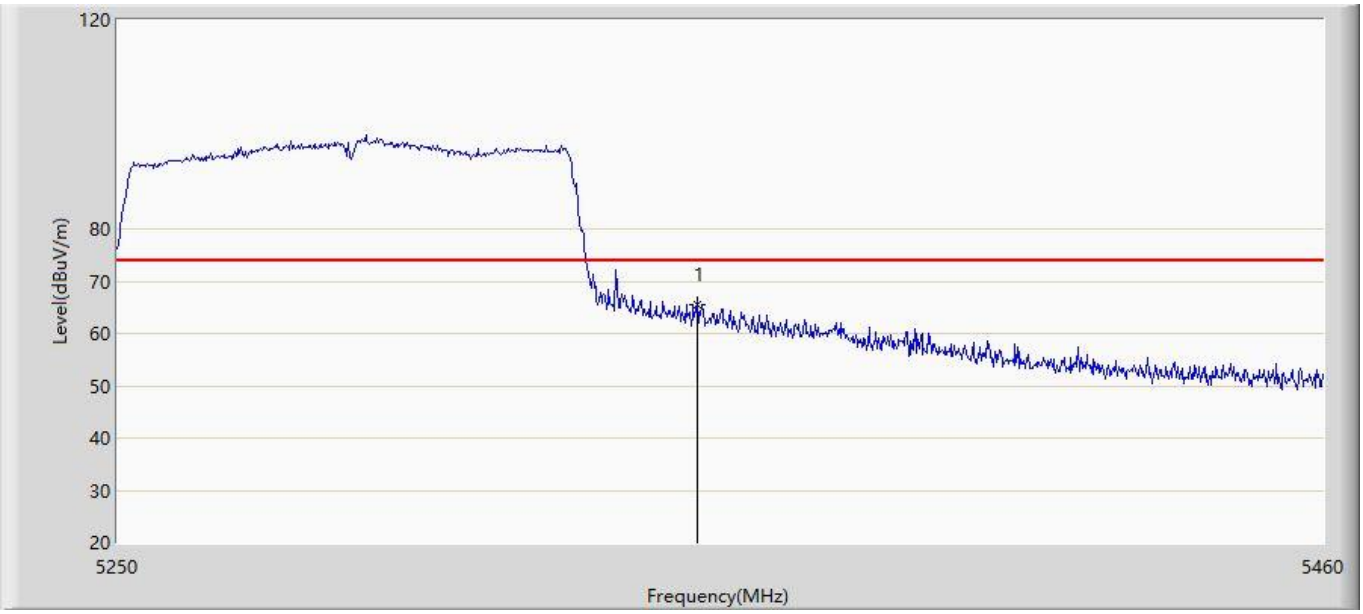

No	Mark	Frequency (MHz)	Measure Level (dBuV/m)	Reading Level (dBuV)	Over Limit (dB)	Limit (dBuV/m)	Factor (dB)	Type
1	*	5350.000	65.510	26.923	-8.490	74.000	38.588	PK

Profile: 2231093R	Page No.: 105
Engineer: Pengchengyang	
Site: AC5	Time: 2022/04/01 - 03:34
Limit: FCC-15.209	Margin: 0
Probe: FCC_ANT-1-18G	Polarity: Horizontal
EUT: BARCODE SCANNER	Power: DC3.7V
Note: Mode 9:Transmit at 5530MHz by 11ax80	

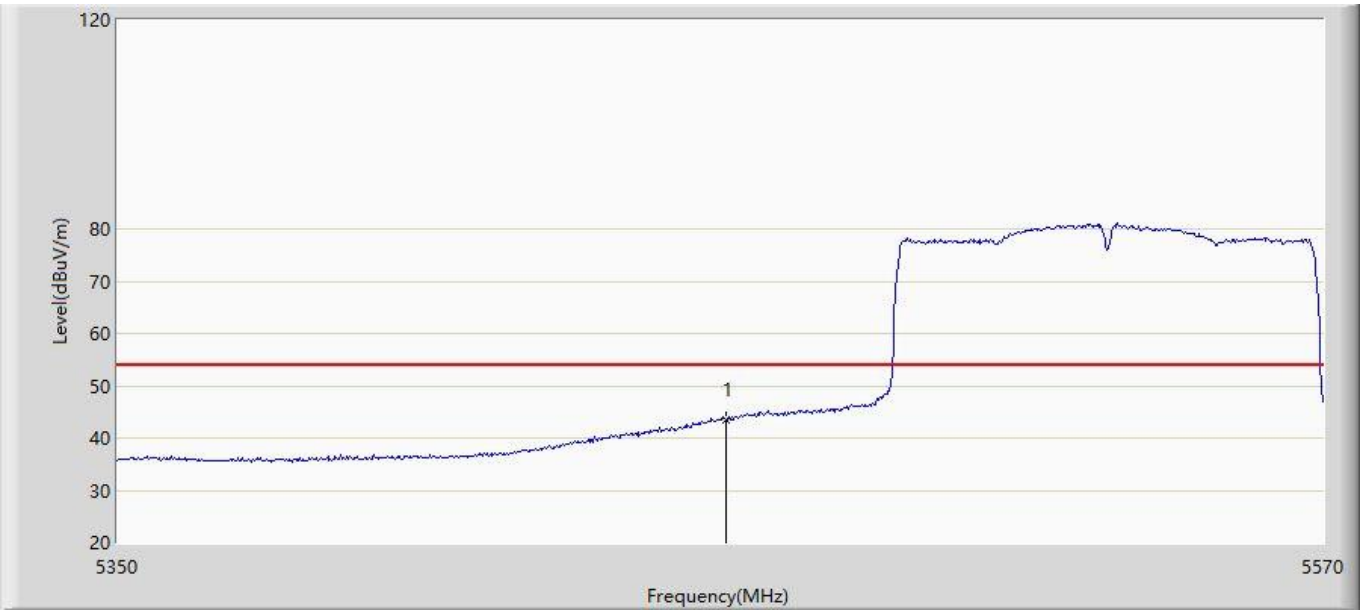

No	Mark	Frequency (MHz)	Measure Level (dBuV/m)	Reading Level (dBuV)	Over Limit (dB)	Limit (dBuV/m)	Factor (dB)	Type
1	*	5460.000	43.490	4.815	-10.510	54.000	38.675	AV

Profile: 2231093R	Page No.: 106
Engineer: Pengchengyang	
Site: AC5	Time: 2022/04/01 - 03:35
Limit: FCC-15.209	Margin: 0
Probe: FCC_ANT-1-18G	Polarity: Horizontal
EUT: BARCODE SCANNER	Power: DC3.7V
Note: Mode 9:Transmit at 5530MHz by 11ax80	

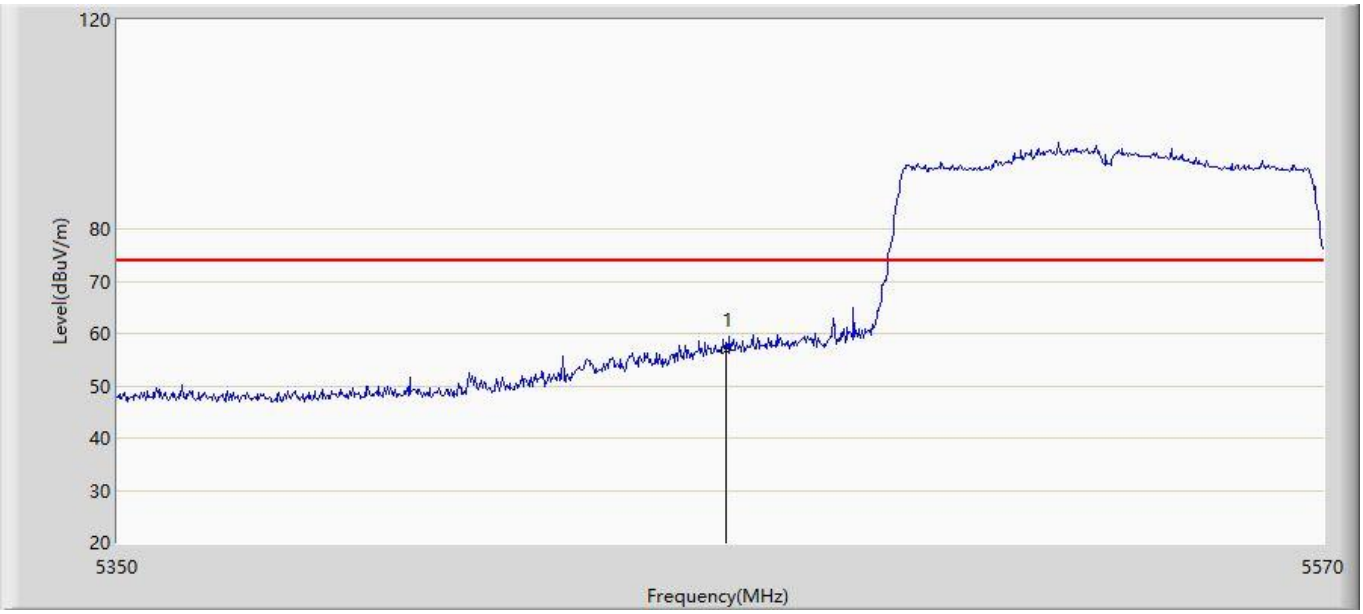

No	Mark	Frequency (MHz)	Measure Level (dBuV/m)	Reading Level (dBuV)	Over Limit (dB)	Limit (dBuV/m)	Factor (dB)	Type
1	*	5460.000	56.821	18.146	-17.179	74.000	38.675	PK

Profile: 2231093R	Page No.: 107
Engineer: Pengchengyang	
Site: AC5	Time: 2022/04/01 - 03:35
Limit: FCC-15.209	Margin: 0
Probe: FCC_ANT-1-18G	Polarity: Vertical
EUT: BARCODE SCANNER	Power: DC3.7V
Note: Mode 9:Transmit at 5530MHz by 11ax80	

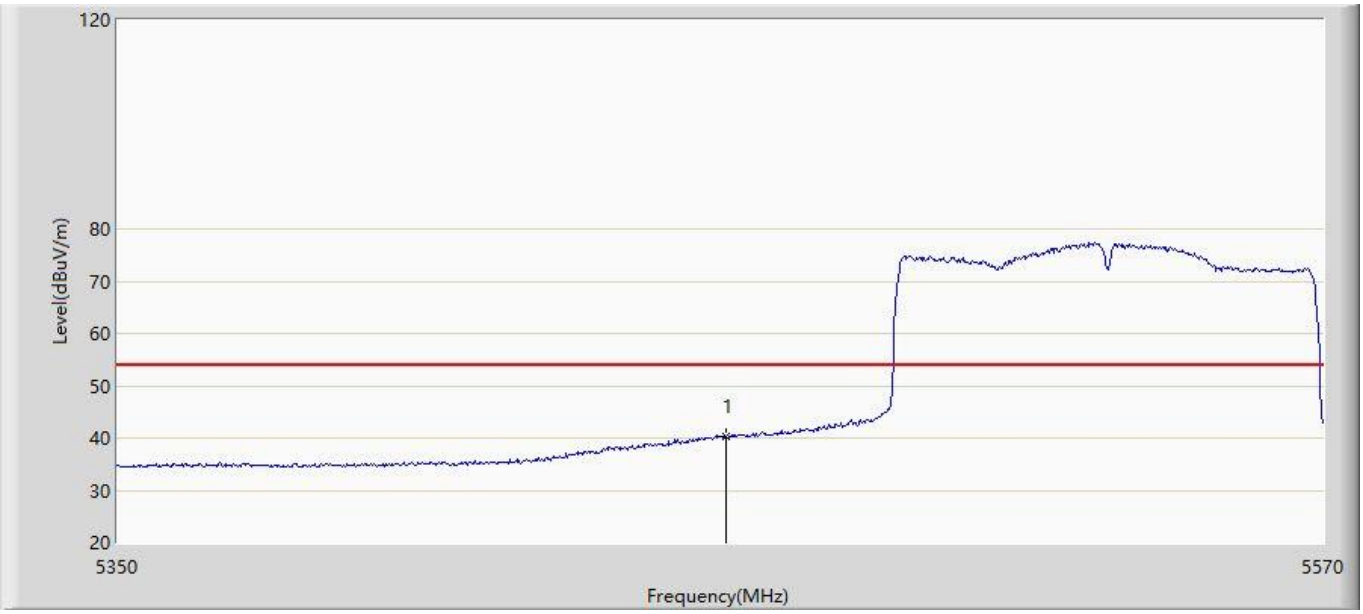

No	Mark	Frequency (MHz)	Measure Level (dBuV/m)	Reading Level (dBuV)	Over Limit (dB)	Limit (dBuV/m)	Factor (dB)	Type
1	*	5460.000	40.380	1.705	-13.620	54.000	38.675	AV

Profile: 2231093R	Page No.: 108
Engineer: Pengchengyang	
Site: AC5	Time: 2022/04/01 - 03:36
Limit: FCC-15.209	Margin: 0
Probe: FCC_ANT-1-18G	Polarity: Vertical
EUT: BARCODE SCANNER	Power: DC3.7V
Note: Mode 9:Transmit at 5530MHz by 11ax80	

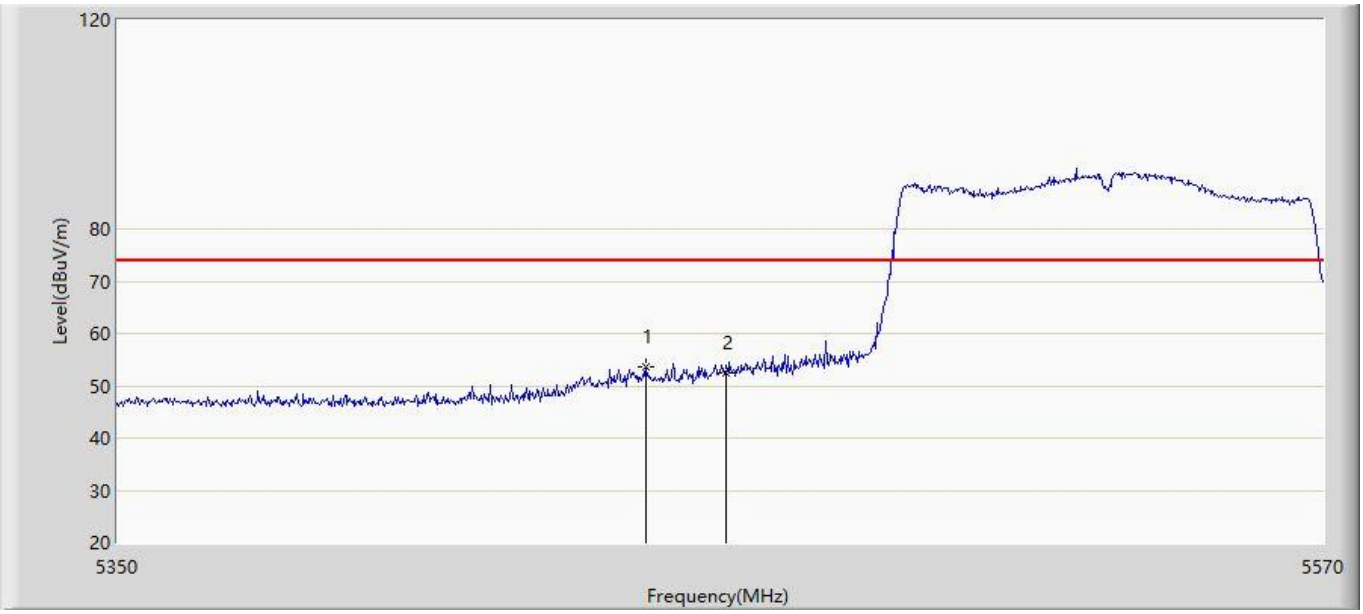

No	Mark	Frequency (MHz)	Measure Level (dBuV/m)	Reading Level (dBuV)	Over Limit (dB)	Limit (dBuV/m)	Factor (dB)	Type
1	*	5445.480	53.743	15.077	-20.257	74.000	38.666	PK
2		5460.000	52.485	13.810	-21.515	74.000	38.675	PK

Profile: 2231093R	Page No.: 153
Engineer: Pengchengyang	
Site: AC5	Time: 2022/05/25 - 03:04
Limit: FCC_Part15.209_RE(3m)	Margin: 0
Probe: Horn_3117_00167055(1-18GHz)	Polarity: Horizontal
EUT: BARCODE SCANNER	Power: DC3.7V
Note: Mode 9:Transmit at 5610MHz by 11ax80	

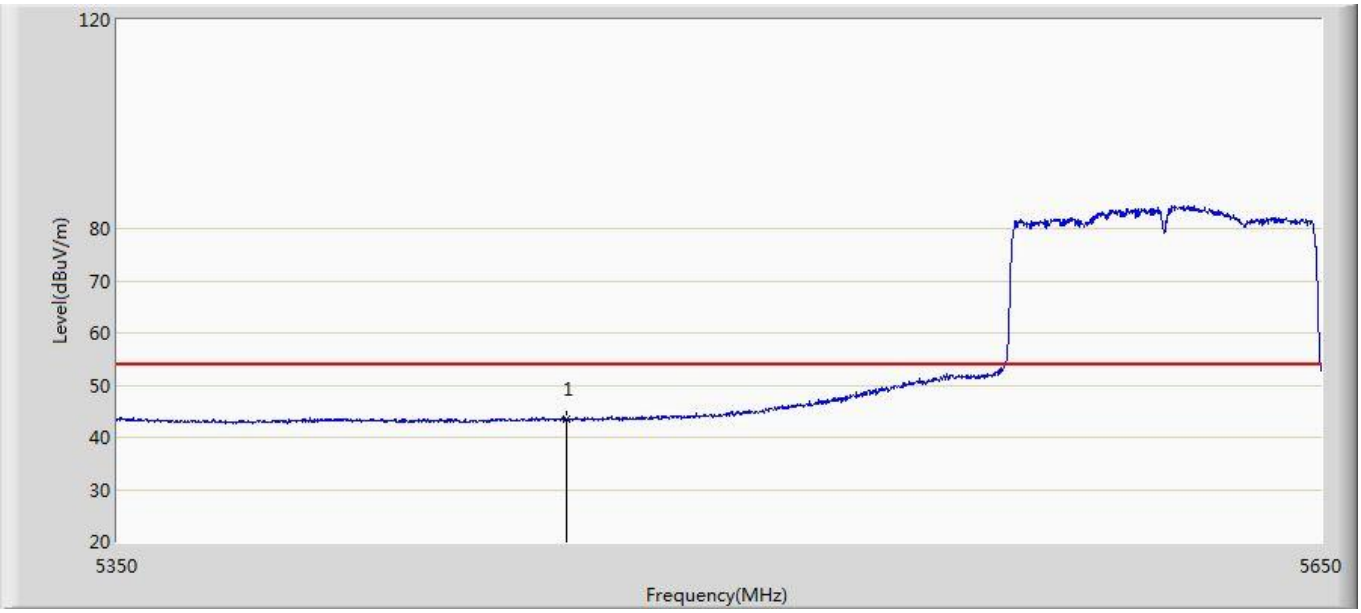

No	Mark	Frequency (MHz)	Measure Level (dBuV/m)	Reading Level (dBuV)	Over Limit (dB)	Limit (dBuV/m)	Factor (dB)	Type
1	*	5460.000	43.475	2.469	-10.525	54.000	41.006	AV

Profile: 2231093R	Page No.: 154
Engineer: Pengchengyang	
Site: AC5	Time: 2022/05/25 - 03:04
Limit: FCC_Part15.209_RE(3m)	Margin: 0
Probe: Horn_3117_00167055(1-18GHz)	Polarity: Horizontal
EUT: BARCODE SCANNER	Power: DC3.7V
Note: Mode 9:Transmit at 5610MHz by 11ax80	

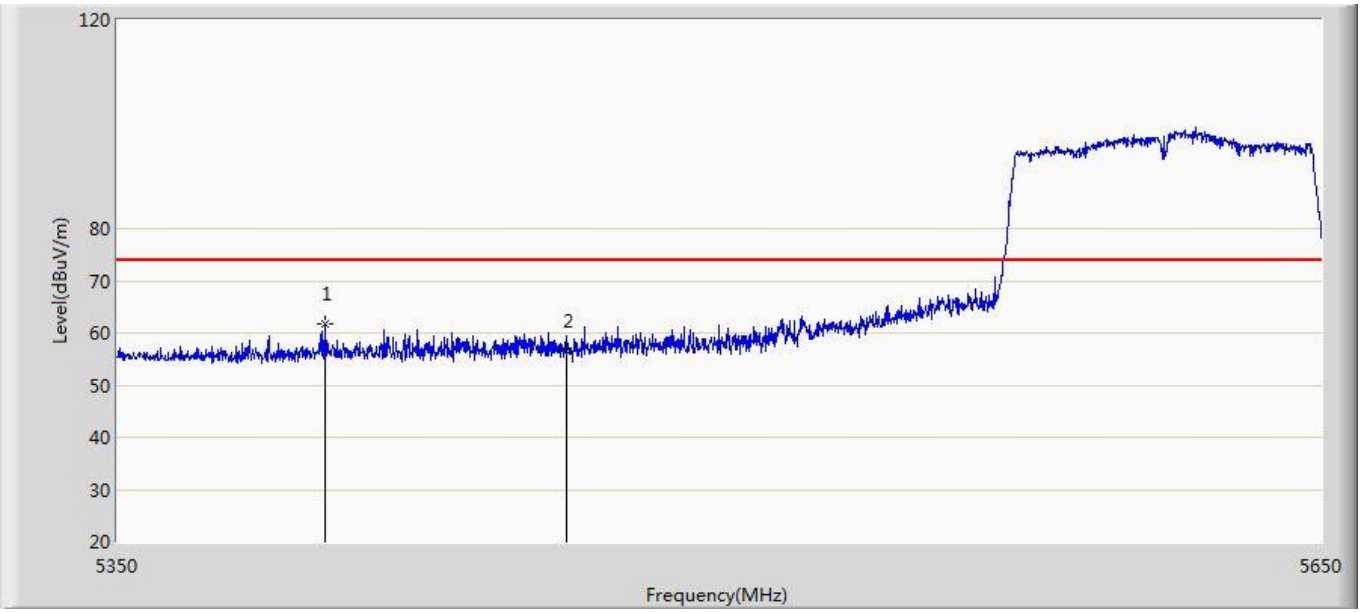

No	Mark	Frequency (MHz)	Measure Level (dBuV/m)	Reading Level (dBuV)	Over Limit (dB)	Limit (dBuV/m)	Factor (dB)	Type
1	*	5400.550	61.760	20.751	-12.240	74.000	41.010	PK
2		5460.000	56.394	15.388	-17.606	74.000	41.006	PK

Profile: 2231093R	Page No.: 155
Engineer: Pengchengyang	
Site: AC5	Time: 2022/05/25 - 03:04
Limit: FCC_Part15.209_RE(3m)	Margin: 0
Probe: Horn_3117_00167055(1-18GHz)	Polarity: Vertical
EUT: BARCODE SCANNER	Power: DC3.7V
Note: Mode 9:Transmit at 5610MHz by 11ax80	

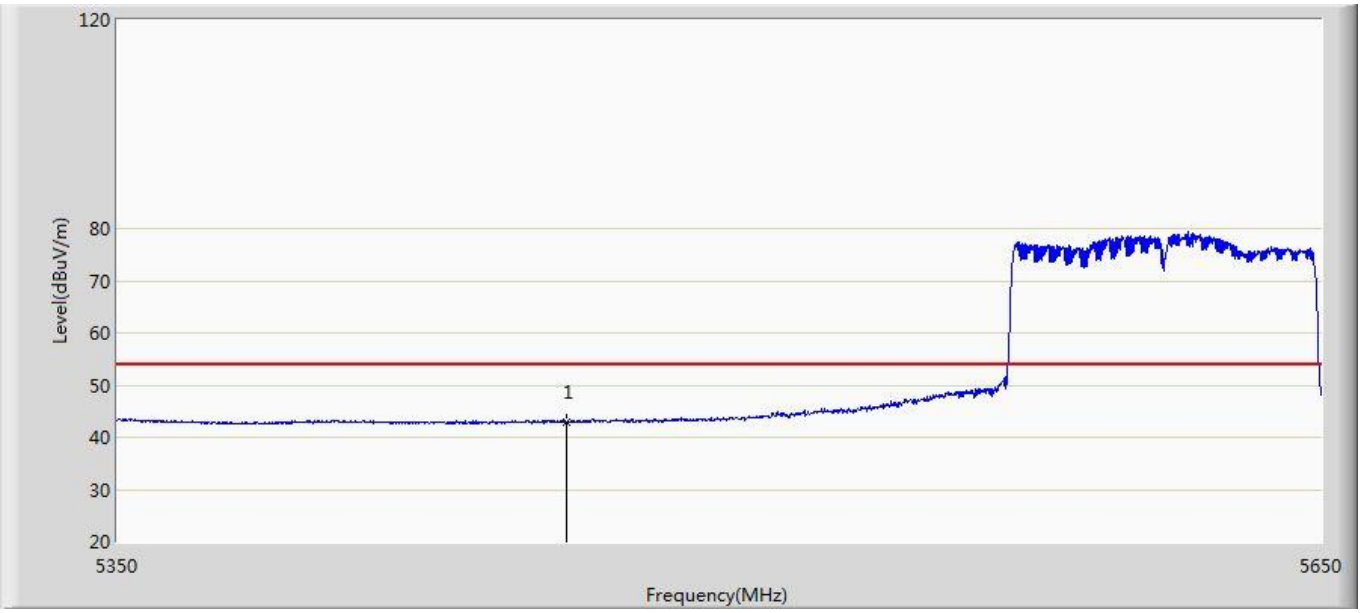

No	Mark	Frequency (MHz)	Measure Level (dBuV/m)	Reading Level (dBuV)	Over Limit (dB)	Limit (dBuV/m)	Factor (dB)	Type
1	*	5460.000	42.930	1.924	-11.070	54.000	41.006	AV

Profile: 2231093R	Page No.: 156
Engineer: Pengchengyang	
Site: AC5	Time: 2022/05/25 - 03:04
Limit: FCC_Part15.209_RE(3m)	Margin: 0
Probe: Horn_3117_00167055(1-18GHz)	Polarity: Vertical
EUT: BARCODE SCANNER	Power: DC3.7V
Note: Mode 9:Transmit at 5610MHz by 11ax80	

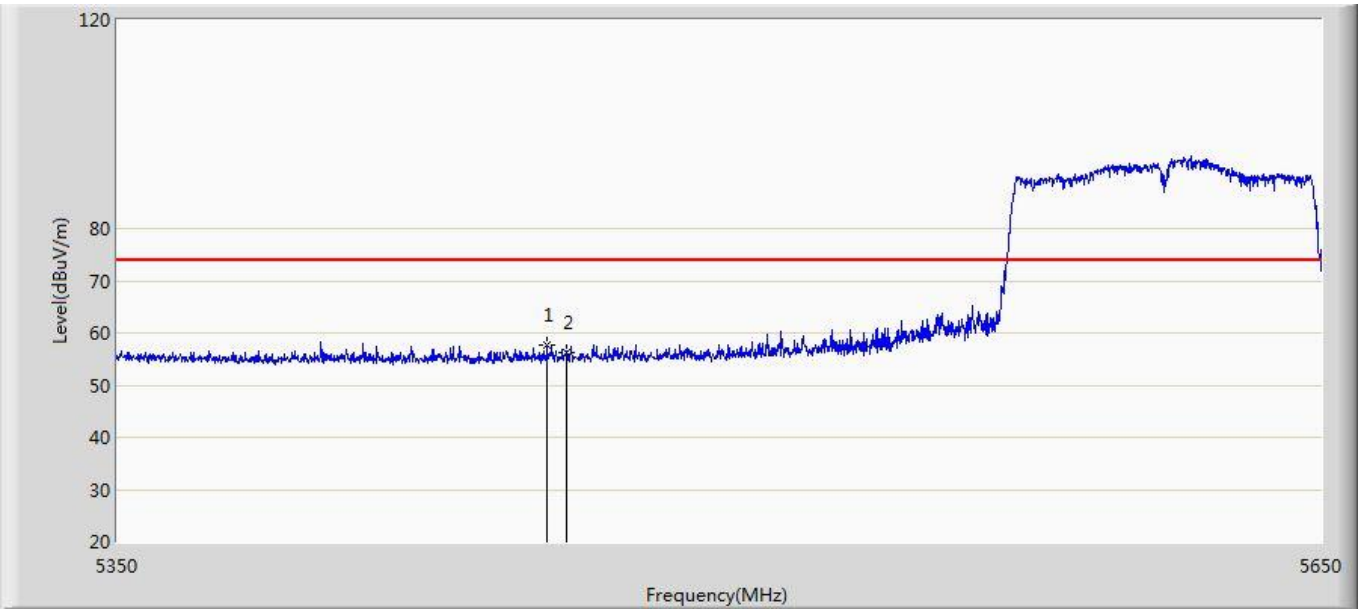

No	Mark	Frequency (MHz)	Measure Level (dBuV/m)	Reading Level (dBuV)	Over Limit (dB)	Limit (dBuV/m)	Factor (dB)	Type
1	*	5455.300	57.771	16.780	-16.229	74.000	40.991	PK
2		5460.000	56.162	15.156	-17.838	74.000	41.006	PK

Profile: 2231093R	Page No.: 157
Engineer: Pengchengyang	
Site: AC5	Time: 2022/05/25 - 03:04
Limit: FCC_Part15.209_RE(3m)	Margin: 0
Probe: Horn_3117_00167055(1-18GHz)	Polarity: Horizontal
EUT: BARCODE SCANNER	Power: DC3.7V
Note: Mode 9:Transmit at 5690MHz by 11ax80	

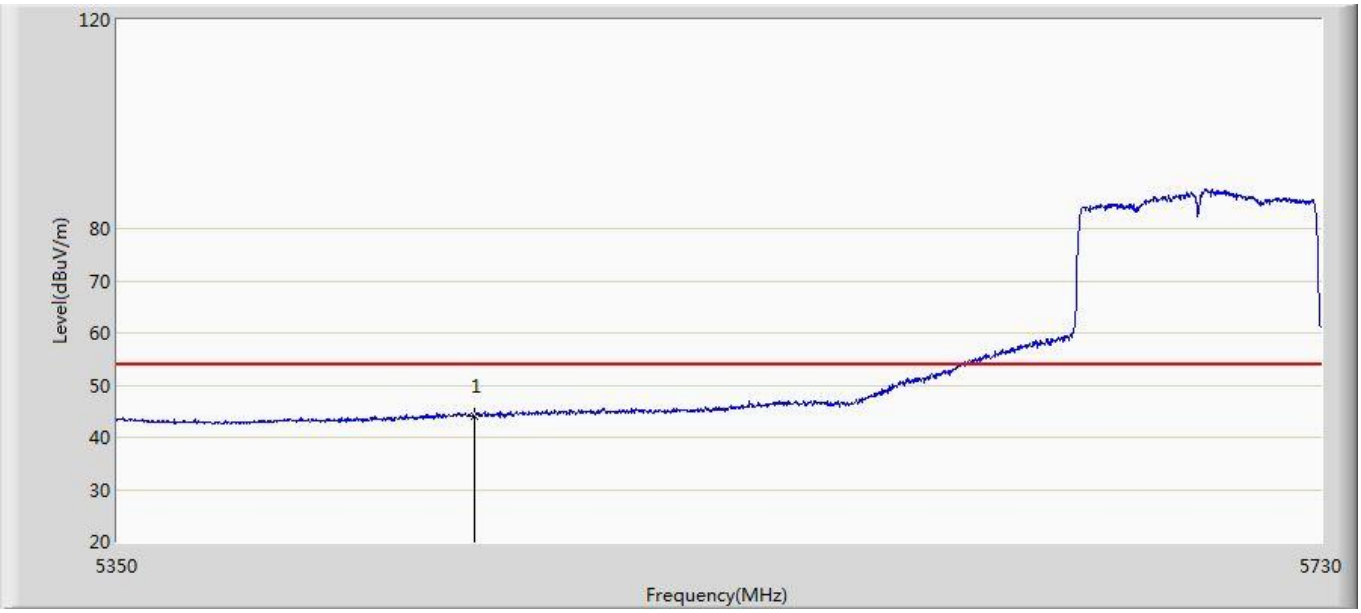

No	Mark	Frequency (MHz)	Measure Level (dBuV/m)	Reading Level (dBuV)	Over Limit (dB)	Limit (dBuV/m)	Factor (dB)	Type
1	*	5460.000	44.085	3.079	-9.915	54.000	41.006	AV

Profile: 2231093R	Page No.: 158
Engineer: Pengchengyang	
Site: AC5	Time: 2022/05/25 - 03:05
Limit: FCC_Part15.209_RE(3m)	Margin: 0
Probe: Horn_3117_00167055(1-18GHz)	Polarity: Horizontal
EUT: BARCODE SCANNER	Power: DC3.7V
Note: Mode 9:Transmit at 5690MHz by 11ax80	

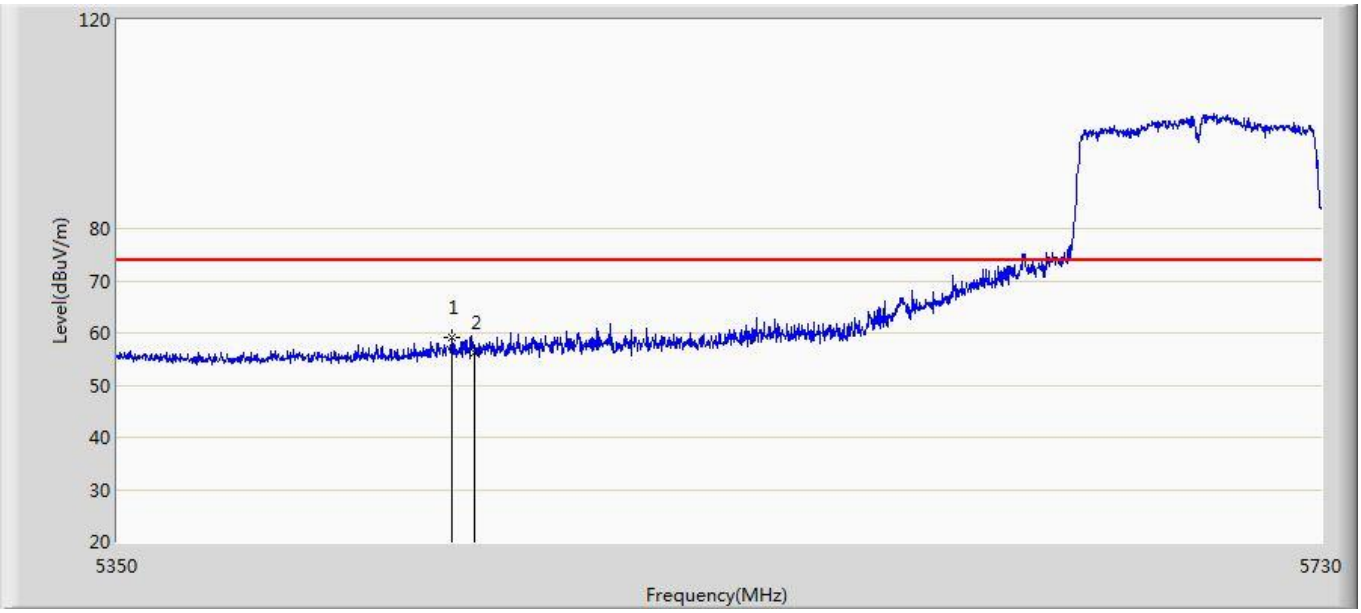

No	Mark	Frequency (MHz)	Measure Level (dBuV/m)	Reading Level (dBuV)	Over Limit (dB)	Limit (dBuV/m)	Factor (dB)	Type
1	*	5453.170	59.031	18.057	-14.969	74.000	40.974	PK
2		5460.000	56.283	15.277	-17.717	74.000	41.006	PK

Profile: 2231093R	Page No.: 159
Engineer: Pengchengyang	
Site: AC5	Time: 2022/05/25 - 03:05
Limit: FCC_Part15.209_RE(3m)	Margin: 0
Probe: Horn_3117_00167055(1-18GHz)	Polarity: Vertical
EUT: BARCODE SCANNER	Power: DC3.7V
Note: Mode 9:Transmit at 5690MHz by 11ax80	

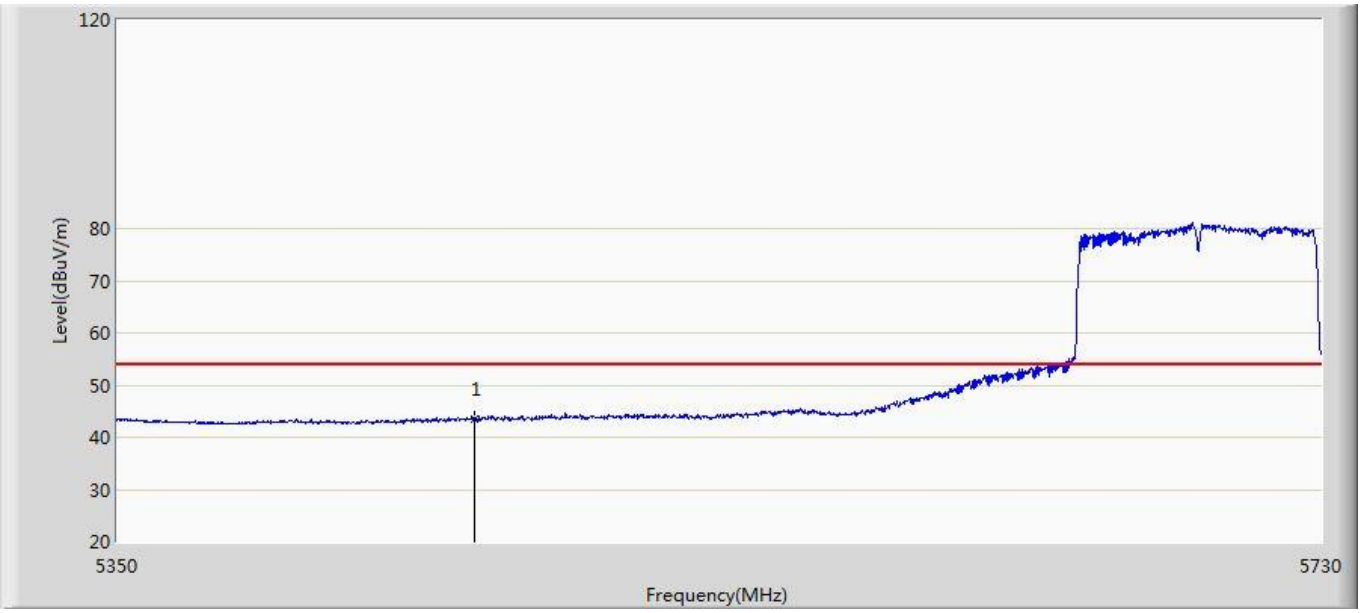

No	Mark	Frequency (MHz)	Measure Level (dBuV/m)	Reading Level (dBuV)	Over Limit (dB)	Limit (dBuV/m)	Factor (dB)	Type
1	*	5460.000	43.607	2.601	-10.393	54.000	41.006	AV

Profile: 2231093R	Page No.: 160
Engineer: Pengchengyang	
Site: AC5	Time: 2022/05/25 - 03:05
Limit: FCC_Part15.209_RE(3m)	Margin: 0
Probe: Horn_3117_00167055(1-18GHz)	Polarity: Vertical
EUT: BARCODE SCANNER	Power: DC3.7V
Note: Mode 9:Transmit at 5690MHz by 11ax80	

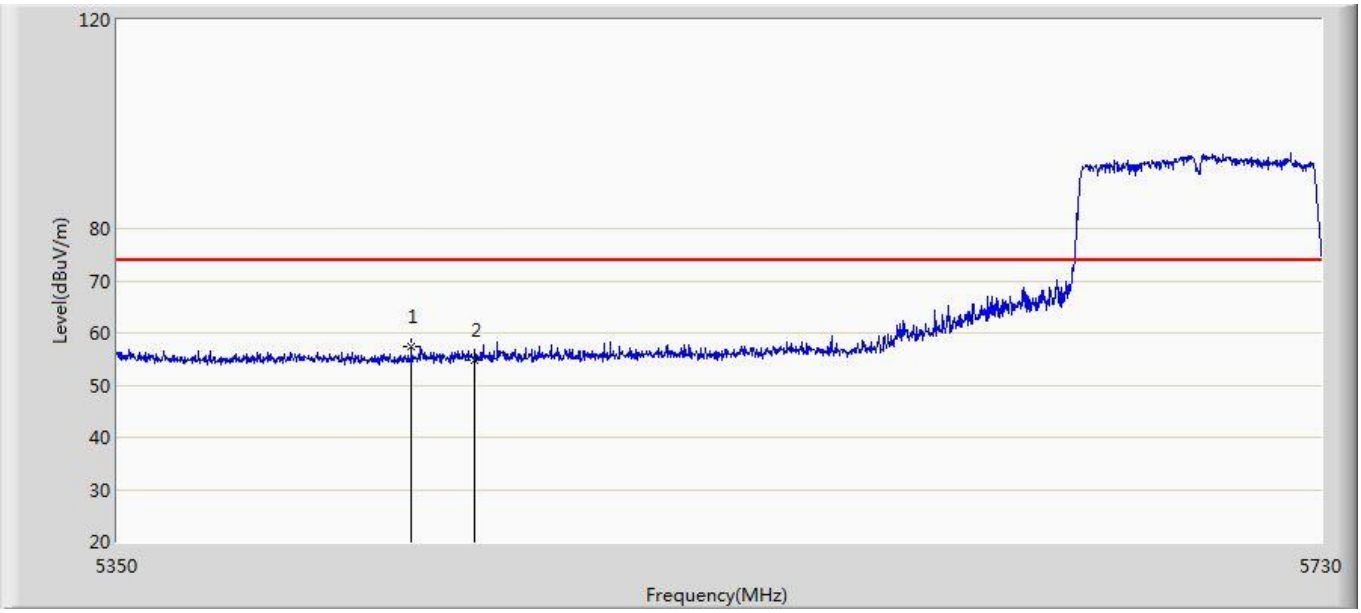

No	Mark	Frequency (MHz)	Measure Level (dBuV/m)	Reading Level (dBuV)	Over Limit (dB)	Limit (dBuV/m)	Factor (dB)	Type
1	*	5440.440	57.532	16.763	-16.468	74.000	40.769	PK
2		5460.000	54.674	13.668	-19.326	74.000	41.006	PK

Profile: 2231093R	Page No.: 39
Engineer: Pengchengyang	
Site: AC5	Time: 2022/04/01 - 04:26
Limit: FCC-15.407	Margin: 0
Probe: FCC_ANT-1-18G	Polarity: Horizontal
EUT: BARCODE SCANNER	Power: DC3.7V
Note: Mode 9:Transmit at 5775MHz by 11ax80	

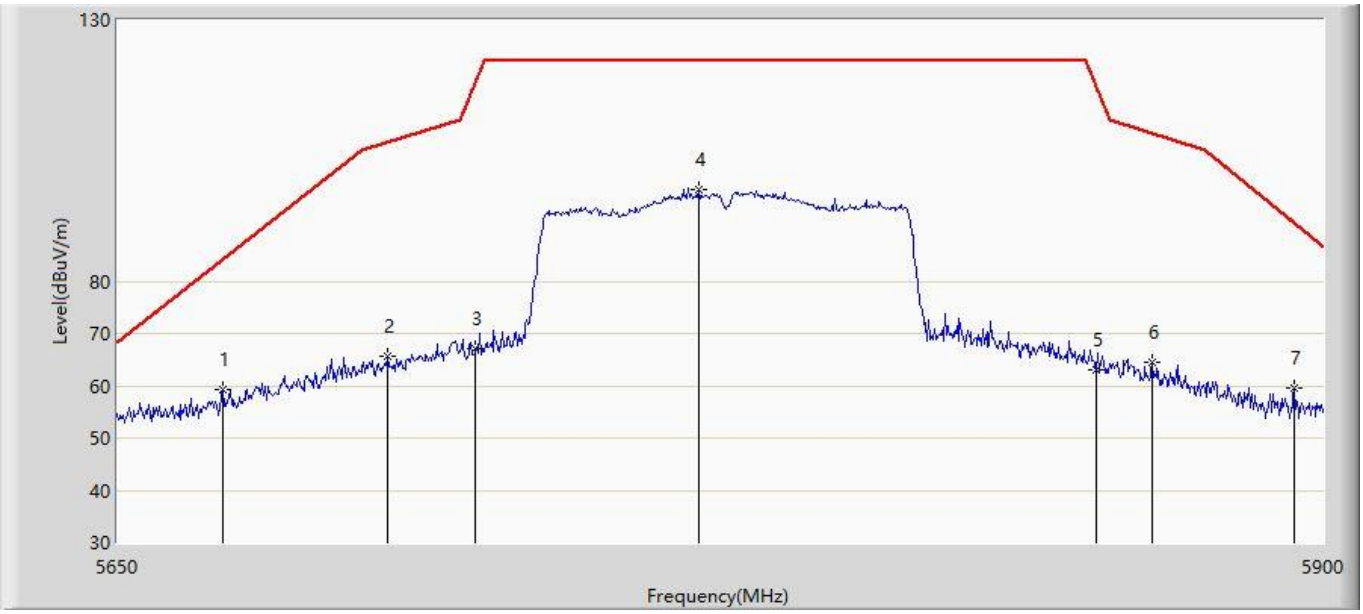

No	Mark	Frequency (MHz)	Measure Level (dBuV/m)	Reading Level (dBuV)	Over Limit (dB)	Limit (dBuV/m)	Factor (dB)	Type
1	*	5671.500	59.419	20.553	-24.730	84.150	38.867	PK
2		5705.250	65.527	26.621	-41.145	106.672	38.906	PK
3		5723.250	66.985	28.066	-51.227	118.211	38.919	PK
4		5769.250	97.463	58.502	-24.737	122.200	38.961	PK
5		5852.250	63.042	23.993	-54.027	117.069	39.049	PK
6		5864.000	64.389	25.327	-43.888	108.278	39.062	PK
7		5894.000	59.595	20.489	-31.508	91.103	39.106	PK

Profile: 2231093R	Page No.: 40
Engineer: Pengchengyang	
Site: AC5	Time: 2022/04/01 - 04:28
Limit: FCC-15.407	Margin: 0
Probe: FCC_ANT-1-18G	Polarity: Vertical
EUT: BARCODE SCANNER	Power: DC3.7V
Note: Mode 9:Transmit at 5775MHz by 11ax80	

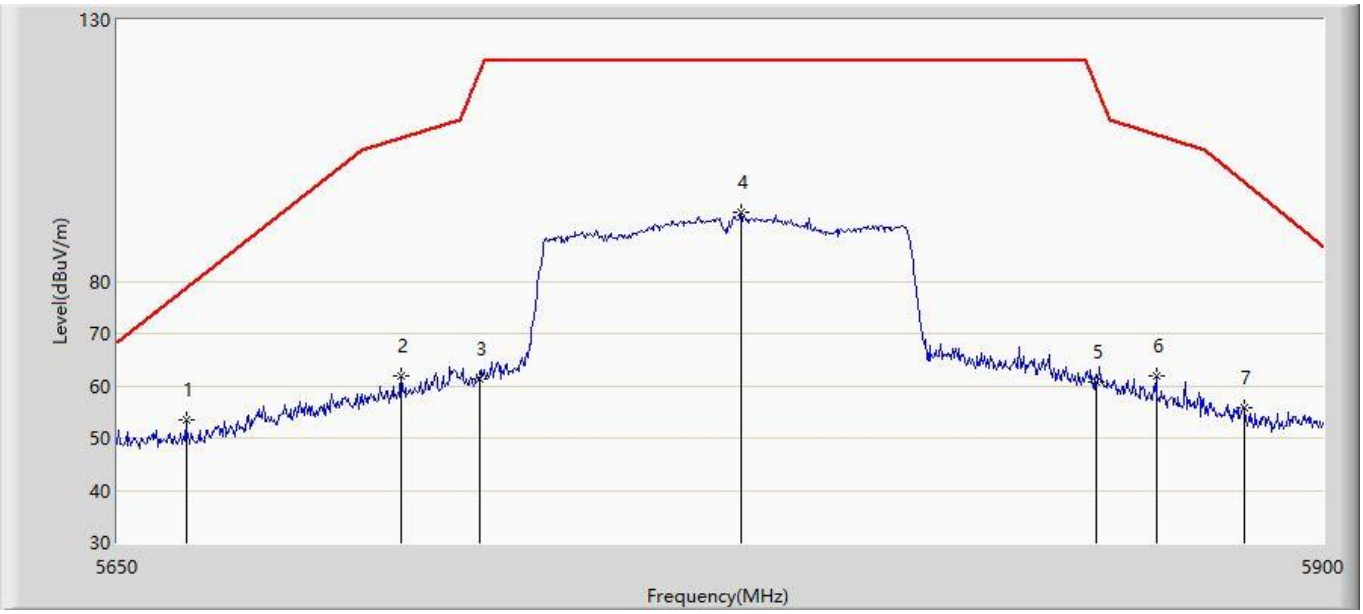

No	Mark	Frequency (MHz)	Measure Level (dBuV/m)	Reading Level (dBuV)	Over Limit (dB)	Limit (dBuV/m)	Factor (dB)	Type
1	*	5664.000	53.573	14.711	-25.020	78.593	38.862	PK
2		5708.000	61.795	22.886	-45.648	107.442	38.909	PK
3		5724.000	61.209	22.290	-58.712	119.921	38.919	PK
4		5778.000	93.057	54.085	-29.143	122.200	38.972	PK
5		5852.250	60.732	21.683	-56.337	117.069	39.049	PK
6		5864.750	61.746	22.683	-46.321	108.068	39.063	PK
7		5883.250	55.891	16.803	-43.183	99.073	39.087	PK

10. Frequency Stability

10.1. Test Equipment

Frequency Stability / TR-7					
Instrument	Manufacturer	Type No.	Serial No.	Cal. Date	Cal. Due Date
Spectrum Analyzer	Agilent	N9010A	MY48030494	2021.07.11	2022.07.10
EXA Spectrum Analyzer	Keysight	N9010A	MY55370495	2021.08.12	2022.08.11
MXA Signal Anlyzer	Keysight	N9020A	MY56060147	2021.07.11	2022.07.10
AC Power Supply	IDRC	CF-500TP	979422	N/A	N/A
DC Power Supply	IDRC	CD-035-020PR	977272	N/A	N/A
Programmable Temperature & Humidity Chamber	Gaoyu	TH-1P-B	WIT-05121302	2022.01.03	2023.01.02
Temperature/Humidity Meter	RTS	RTS-8S	RF07	2021.07.09	2022.07.08
Note: All equipment are calibrated with traceable calibrations. Each calibration is traceable to the national or international standards.					

10.2. Test Setup

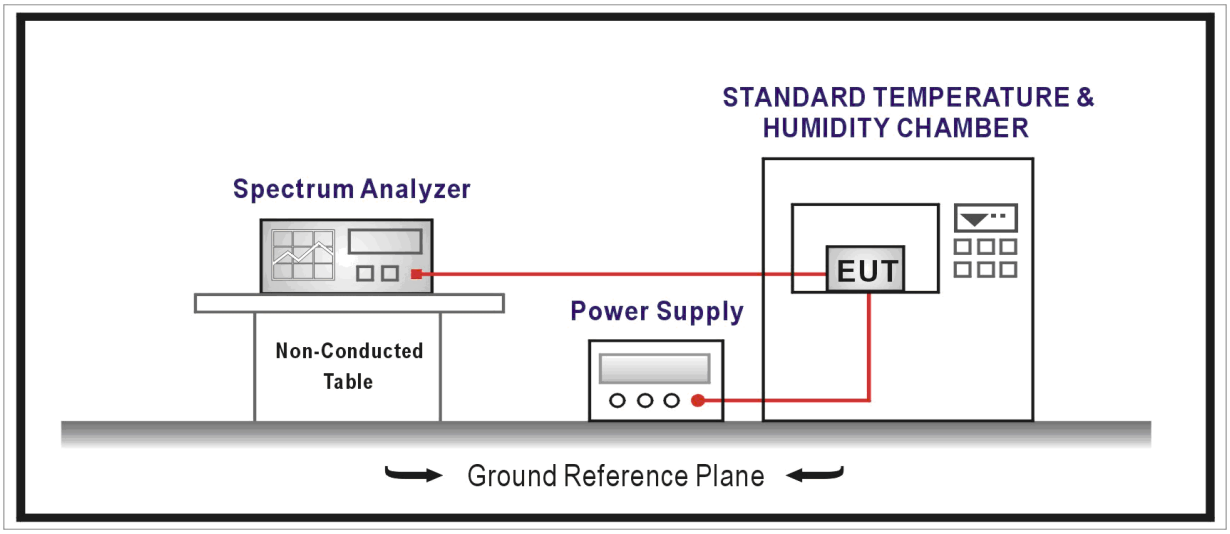

10.3. Limit

Frequency Stability Limit	
UNII Devices	
☒	In-band emission is maintained within the band of operation under all conditions of normal operation as specified in the user's manual.
IEEE Std. 802.11n-2009	
☒	The transmitter center frequency tolerance shall be ± 20 ppm maximum for the 5 GHz band and ± 25ppm maximum for the 2.4 GHz band.

10.4. Test Procedure

Frequency Stability Test Method				
	References Rule		Chapter	Description
☒	ANSI C63.10		6.8	Frequency stability tests
	☒	ANSI C63.10	6.8.1	Frequency stability with respect to ambient temperature
	☒	ANSI C63.10	6.8.2	Frequency stability when varying supply voltage

10.5. EUT test Axis definition

Item	Frequency Stability			
Device Category	☐	Indoor use		
	☐	Outdoor use		
	☐	Fix position use		
	☒	Client use		
Test mode	Mode 1-9			
Test method	☐	Radiated		
		X Axis	Y Axis	Z Axis
			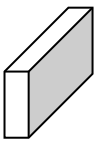	
		Worst Axis ☐	Worst Axis ☐	Worst Axis ☐
	☒	Conducted		
	☒	Chain 1		
		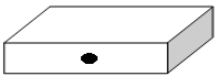		
	☐	Chain 1	Chain 2	
		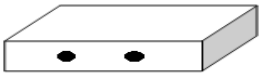		
	☐	Chain 1	Chain 2	Chain 3
	☐	Chain 1	Chain 2	Chain 3	Chain 4

10.6. Test Result

Product Name	:	Barcode Scanner
Test Mode	:	Carrier Wave

Frequency Stability under Temperature at 0min

Temperature Interval (℃)	Test Frequency (MHz)	Deviation (Hz)	ppm	Limit
-30	5220	-83	0.0146	±20
-20	5220	-121	0.0156	±20
-10	5220	46	0.0133	±20
0	5220	26	0.0088	±20
10	5220	61	0.0098	±20
20	5220	-53	-0.0127	±20
30	5220	-91	-0.0137	±20
40	5220	109	0.0190	±20
50	5220	112	0.0165	±20

Frequency Stability under Temperature at 2min

Temperature Interval (℃)	Test Frequency (MHz)	Deviation (Hz)	ppm	Limit
-30	5220	79	0.0152	±20
-20	5220	102	0.0196	±20
-10	5220	66	0.0127	±20
0	5220	49	0.0094	±20
10	5220	-33	-0.0063	±20
20	5220	-71	-0.0137	±20
30	5220	59	0.0113	±20
40	5220	101	0.0194	±20
50	5220	113	0.0217	±20

Frequency Stability under Temperature at 5min

Temperature Interval (℃)	Test Frequency (MHz)	Deviation (Hz)	ppm	Limit
-30	5220	-73	-0.0140	±20
-20	5220	-81	-0.0156	±20
-10	5220	-42	-0.0081	±20
0	5220	31	0.0060	±20
10	5220	43	0.0083	±20
20	5220	91	0.0175	±20
30	5220	86	0.0165	±20
40	5220	-76	-0.0146	±20
50	5220	113	0.0217	±20

Frequency Stability under Temperature at 10min

Temperature Interval (℃)	Test Frequency (MHz)	Deviation (Hz)	ppm	Limit
-30	5220	83	0.0160	±20
-20	5220	103	0.0198	±20
-10	5220	71	0.0137	±20
0	5220	46	0.0088	±20
10	5220	51	0.0098	±20
20	5220	-66	-0.0127	±20
30	5220	-71	-0.0137	±20
40	5220	99	0.0190	±20
50	5220	86	0.0165	±20

Frequency Stability under Voltage

AC Voltage (V)	Test Frequency (MHz)	Deviation (Hz)	ppm	Limit
102	5220	76	0.0146	±20
120	5220	81	0.0156	±20
138	5220	69	0.0133	±20

11. Antenna Requirement

11.1. Limit

Antenna Requirement Limit
An intentional radiator shall be designed to ensure that no antenna other than that furnished by the responsible party shall be used with the device. The use of a permanently attached antenna or of an antenna that uses a unique coupling to the intentional radiator shall be considered sufficient to comply with the provisions of this section. The manufacturer may design the unit so that a broken antenna can be replaced by the user, but the use of a standard antenna jack or electrical connector is prohibited. This requirement does not apply to carrier current devices or to devices operated under the provisions of §15.211, §15.213, §15.217, §15.219, or §15.221. Further, this requirement does not apply to intentional radiators that must be professionally installed, such as perimeter protection systems and some field disturbance sensors, or to other intentional radiators which, in accordance with §15.31(d), must be measured at the installation site. However, the installer shall be responsible for ensuring that the proper antenna is employed so that the limits in this part are not exceeded.

11.2. Antenna Connector Construction

Antenna Connector Construction	
☒	The use of a permanently attached antenna
☐	The antenna use of a unique coupling to the intentional radiator
☐	The use of a nonstandard antenna jack or electrical connector
Please refer to the attached document “Internal Photograph” to show the antenna connector.	

The End