


## 8. SETUP PHOTOS

### ANTENNA PORT CONDUCTED RF MEASUREMENT SETUP



**RADIATED RF MEASUREMENT SETUP FOR PORTABLE CONFIGURATION**



Y-AXIS PHOTO



Z-AXIS PHOTO



PHONE IN CRADLE FRONT PHOTO




PHONE IN CRADLE BACK PHOTO




**POWERLINE CONDUCTED EMISSIONS MEASUREMENT SETUP**

**EUT WITH CRADLE**






LINE CONDUCTED BACK PHOTO





**EUT IN USE**



LINE CONDUCTED BACK PHOTO



**END OF REPORT**