


Appendix A

➤ **Test Setup Photograph** **<AC Power Line Conducted Emission>**

Description: Front View of Conducted Emission Test Setup




Description: Back View of Conducted Emission Test Setup




<Radiated Emission>

Description: Front View of Radiated Emission Test Setup (9 kHz ~ 30 MHz)



Description: Back View of Radiated Emission Test Setup (9 kHz ~ 30 MHz)



Description: Front View of Radiated Emission Test Setup (30 MHz ~ 1 GHz)



Description: Back View of Radiated Emission Test Setup (30 MHz ~ 1 GHz)

