



International Certification Corp.

No. 3-1, Lane 6, Wen San 3rd St., Kwei Shan Hsiang, Tao Yuan Hsien 333, Taiwan, R.O.C.

Tel: 886-3-271-8666

Fax: 886-3-318-0155

FCC Test Report

FCC ID : H4ISMPJA
Equipment : MHL wireless adapter
Model No. : 2A6G / MWA2
Brand Name : Liteon / Acer
Applicant : LITE-ON TECHNOLOGY CORP.
Address : 18F, 392 RUEY KUANG RD NEIHU TAIPEI, 114
TAIWAN
Standard : 47 CFR FCC Part 15.247
Received Date : May 14, 2013
Tested Date : May 22 ~ Jun. 10, 2013

We, International Certification Corp., would like to declare that the tested sample has been evaluated and in compliance with the requirement of the above standards. The test results contained in this report refer exclusively to the product. It may be duplicated completely for legal use with the approval of the applicant. It shall not be reproduced except in full without the written approval of our laboratory.

Approved & Reviewed by:



Gary Chang / Manager





Table of Contents

1	GENERAL DESCRIPTION	5
1.1	Information.....	5
1.2	Local Support Equipment List	7
1.3	Test Setup Chart	7
1.4	The Equipment List	8
1.5	Test Standards	9
1.6	Measurement Uncertainty	10
2	TEST CONFIGURATION	11
2.1	Testing Condition	11
2.2	The Worst Test Modes and Channel Details	11
3	TRANSMITTER TEST RESULTS.....	12
3.1	Conducted Emissions.....	12
3.2	6dB and Occupied Bandwidth	15
3.3	RF Output Power	18
3.4	Power Spectral Density	21
3.5	Unwanted Emissions into Restricted Frequency Bands	23
3.6	Unwanted Emissions into Non-Restricted Frequency Bands	51



International Certification Corp.

No. 3-1, Lane 6, Wen San 3rd St., Kwei Shan Hsiang, Tao Yuan Hsien 333, Taiwan, R.O.C.

Tel: 886-3-271-8666

Fax: 886-3-318-0155

Release Record

Report No.	Version	Description	Issued Date
FR351401AC	Rev. 01	Initial issue	Jun. 25, 2013



Summary of Test Results

FCC Rules	Test Items	Measured	Result
15.207	Conducted Emissions	[dBuV]: 0.195MHz 47.74 (Margin -6.06dB) - AV	Pass
15.247(d) 15.209	Radiated Emissions	[dBuV/m at 3m]: 4874.00MHz 52.99 (Margin -1.01dB) - AV	Pass
15.247(b)(3)	Fundamental Emission Output Power	Power [dBm]: 11b: 18.02 11g: 25.48 HT20: 27.06 HT40: 26.56	Pass
15.247(a)(2)	6dB Bandwidth	Meet the requirement of limit	Pass
15.247(e)	Power Spectral Density	Meet the requirement of limit	Pass
15.203	Antenna Requirement	Meet the requirement of limit	Pass



1 General Description

1.1 Information

1.1.1 Specification of the Equipment under Test (EUT)

RF General Information					
Frequency Range (MHz)	IEEE Std. 802.11	Ch. Freq. (MHz)	Channel Number	Transmit Chains (N _{TX})	Data Rate / MCS
2400-2483.5	b	2412-2462	1-11 [11]	1	1-11 Mbps
2400-2483.5	g	2412-2462	1-11 [11]	1	6-54 Mbps
2400-2483.5	n (HT20)	2412-2462	1-11 [11]	2	MCS 0-15
2400-2483.5	n (HT40)	2422-2452	3-9 [7]	2	MCS 0-15
Note 1: RF output power specifies that Maximum Peak Conducted Output Power.					
Note 2: 802.11b uses a combination of DSSS-DBPSK, DQPSK, CCK modulation.					
Note 3: 802.11g/n uses a combination of OFDM-BPSK, QPSK, 16QAM, 64QAM modulation.					

1.1.2 Antenna Details

Ant. No.	Type	Gain (dBi)	Connector	Remark
A	PCB	4.2	---	---
B	PCB	3.6	---	---

1.1.3 EUT Operational Condition

Supply Voltage	<input type="checkbox"/> AC mains	<input checked="" type="checkbox"/> DC	
Type of DC Source	<input type="checkbox"/> Internal DC supply	<input type="checkbox"/> External DC adapter	<input checked="" type="checkbox"/> 5Vdc from Host

1.1.4 Accessories

N/A



1.1.5 Channel List

Frequency band (MHz)		2400~2483.5	
802.11 b / g / n HT20		802.11n HT40	
Channel	Frequency(MHz)	Channel	Frequency(MHz)
1	2412	3	2422
2	2417	4	2427
3	2422	5	2432
4	2427	6	2437
5	2432	7	2442
6	2437	8	2447
7	2442	9	2452
8	2447	---	---
9	2452	---	---
10	2457	---	---
11	2462	---	---

1.1.6 Test Tool and Duty Cycle

Test tool	MP tool V0.0016.0307.2012
Duty Cycle Of Test Signal (%)	100.00% - IEEE 802.11b 100.00% - IEEE 802.11g 100.00% - IEEE 802.11n (HT20) 100.00% - IEEE 802.11n (HT40)
Duty Factor	0 - IEEE 802.11b 0 - IEEE 802.11g 0 - IEEE 802.11n (HT20) 0 - IEEE 802.11n (HT40)

1.1.7 Power Setting

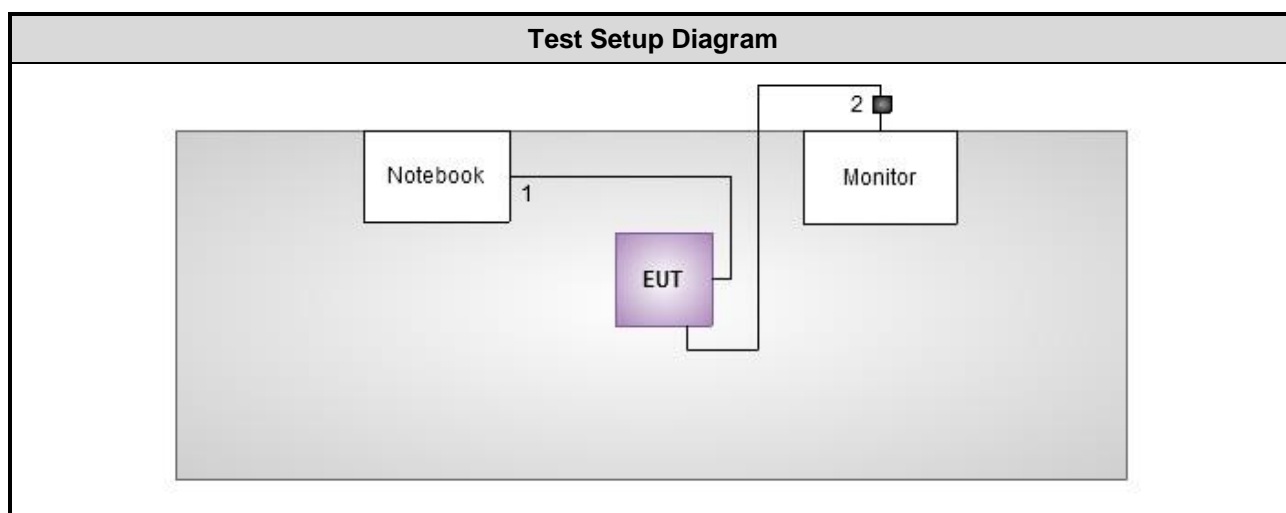
Modulation Mode	Test Frequency (MHz)					
	b / g / n HT20			n HT40		
	2412	2437	2462	2422	2437	2462
b	37	39	44	---	---	---
g	63	63	63	---	---	---
n (HT20)	63/63	63/63	63/63	---	---	---
n (HT40)	---	---	---	63/63	63/63	63/63



1.2 Local Support Equipment List

Support Equipment List						
No.	Equipment	Brand	Model	S/N	FCC ID	Signal cable / Length (m)
1	Notebook	DELL	E6430	---	DoC	USB 0.6m non-shielded cable w/o core.
2	Monitor	ACER	H226HGL	---	DoC	HDMI 1.2m shielded cable with one core.

1.3 Test Setup Chart





1.4 The Equipment List

Test Item	Conducted Emission				
Test Site	Conduction room 1 / (CO01-WS)				
Instrument	Manufacturer	Model No.	Serial No.	Calibration Date	Calibration Until
EMC Receiver	R&S	ESCS 30	100169	Oct. 02, 2012	Oct. 01, 2013
LISN	SCHWARZBECK MESS-ELEKTRONIK	Schwarzbeck 8127	8127-667	Dec. 04, 2012	Dec. 03, 2013
LISN (Support Unit)	SCHWARZBECK MESS-ELEKTRONIK	Schwarzbeck 8127	8127-666	Dec. 04, 2012	Dec. 03, 2013
ISN	TESEQ	ISN T800	34406	Apr. 08, 2013	Apr. 07, 2014
ISN	TESEQ	ISN T200A	30494	Apr. 09, 2013	Apr. 08, 2014
ISN	TESEQ	ISN T8-Cat6	27262	Sep. 17, 2012	Sep. 16, 2013
ISN	TESEQ	ISN ST08	22589	Jan. 24, 2013	Jan. 23, 2014
RF Current Probe	FCC	F-33-4	121630	Dec. 04, 2012	Dec. 03, 2013
RF Cable-CON	Woken	CFD200-NL	CFD200-NL-001	Dec. 25, 2012	Dec. 24, 2013
ESH3-Z6 V-Network(+)	R&S	ESH3-Z6	100920	Nov. 21, 2012	Nov. 20, 2013
ESH3-Z6 V-Network(-)	R&S	ESH3-Z6	100951	Jan. 30, 2013	Jan. 29, 2014
Two-Line V-Network	R&S	ENV216	101579	Jan. 07, 2013	Jan. 06, 2014
50 ohm terminal	NA	50	01	Apr. 22, 2013	Apr. 21, 2014
50 ohm terminal	NA	50	02	Apr. 22, 2013	Apr. 21, 2014
50 ohm terminal	NA	50	03	Apr. 22, 2013	Apr. 21, 2014
50 ohm terminal (Support Unit)	NA	50	04	Apr. 22, 2013	Apr. 21, 2014
Note: Calibration Interval of instruments listed above is one year.					

Test Item	Radiated Emission above 1GHz				
Test Site	966 chamber 2 / (03CH02-WS)				
Instrument	Manufacturer	Model No.	Serial No.	Calibration Date	Calibration Until
3m semi-anechoic chamber	CHAMPRO	SAC-03	03CH02-WS	Jan. 02, 2013	Jan. 01, 2014
Spectrum Analyzer	R&S	FSV40	101499	Jan. 28, 2013	Jan. 27, 2014
Receiver	R&S	ESR3	101657	Jan. 30, 2013	Jan. 29, 2014
Bilog Antenna	Schwarzbeck	VULB9168	VULB9168-524	Jan. 11, 2013	Jan. 10, 2014
Horn Antenna 1G-18G	SCHWARZBECK	BBHA 9120D	BBHA 9120 D 1095	Jan. 29, 2013	Jan. 28, 2014
Horn Antenna 18G-40G	SCHWARZBECK	BBHA 9170	BBHA 9170517	Jan. 14, 2013	Jan. 13, 2014
Amplifier	Burgeon	BPA-530	100218	Dec. 14, 2012	Dec. 13, 2013
Amplifier	Agilent	83017A	MY39501309	Dec. 18, 2012	Dec. 17, 2013
RF Cable	HUBER+SUHNER	SUCOFLEX104	MY16140/4	Dec. 25, 2012	Dec. 24, 2013
RF Cable	HUBER+SUHNER	SUCOFLEX104	MY16018/4	Dec. 25, 2012	Dec. 24, 2013
RF Cable	HUBER+SUHNER	SUCOFLEX104	MY16015/4	Dec. 25, 2012	Dec. 24, 2013
RF Cable-R03m	Woken	CFD400NL-LW	CFD400NL-003	Dec. 25, 2012	Dec. 24, 2013



International Certification Corp.

No. 3-1, Lane 6, Wen San 3rd St., Kwei Shan Hsiang, Tao Yuan Hsien 333, Taiwan, R.O.C.

Tel: 886-3-271-8666

Fax: 886-3-318-0155

Test Item	Radiated Emission above 1GHz				
Test Site	966 chamber 2 / (03CH02-WS)				
Instrument	Manufacturer	Model No.	Serial No.	Calibration Date	Calibration Until
RF Cable-R10m	Woken	CFD400NL-LW	CFD400NL-004	Dec. 25, 2012	Dec. 24, 2013
control	EM Electronics	EM1000	060608	N/A	N/A
Note: Calibration Interval of instruments listed above is one year.					

Test Item	Radiated Emission above 1GHz				
Test Site	966 chamber 2 / (03CH02-WS)				
Instrument	Manufacturer	Model No.	Serial No.	Calibration Date	Calibration Until
Loop Antenna	R&S	HFH2-Z2	100330	Nov. 15, 2012	Nov. 14, 2014
Amplifier	MITEQ	AMF-6F-260400	9121372	Apr. 19, 2013	Apr. 18, 2015
Note: Calibration Interval of instruments listed above is two year.					

Test Item	RF Conducted				
Test Site	(TH01-WS)				
Instrument	Manufacturer	Model No.	Serial No.	Calibration Date	Calibration Until
Spectrum Analyzer	R&S	FSV 40	101063	Feb. 18, 2013	Feb. 17, 2014
TEMP&HUMIDITY CHAMBER	GIANT FORCE	GCT-225-40-SP-SD	MAF1212-002	Nov. 29, 2012	Nov. 28, 2013
Power Meter	Anritsu	ML2495A	1241002	Oct. 15, 2012	Oct. 14, 2013
Power Sensor	Anritsu	MA2411B	1027366	Oct. 24, 2012	Oct. 23, 2013
Signal Generator	R&S	SMB100A	175727	Jan. 14, 2013	Jan. 13, 2014
MXG-B RF Vector Signal Generator	Agilent	N5182B	MY53050081	Apr. 19, 2013	Apr. 18, 2014
Note: Calibration Interval of instruments listed above is one year.					

1.5 Test Standards

According to the specification of EUT, the EUT must comply with following standards and KDB documents.

47 CFR FCC Part 15.247

ANSI C63.10-2009

FCC KDB 558074 D01 DTS Meas Guidance v03

FCC KDB 662911 D01 Multiple Transmitter Output v02

Note: The EUT has been tested and complied with FCC part 15B requirement. FCC Part 15B test results are issued to another report.



1.6 Measurement Uncertainty

ISO/IEC 17025 requires that an estimate of the measurement uncertainties associated with the emissions test results be included in the report. The measurement uncertainties given below are based on a 95% confidence level (based on a coverage factor ($k=2$))

Measurement Uncertainty	
Parameters	Uncertainty
Bandwidth	± 35.286 Hz
Conducted power	± 0.536 dB
Frequency error	± 35.286 Hz
Temperature	± 0.3 °C
Conducted emission	± 2.946 dB
AC conducted emission	± 2.43 dB
Radiated emission	± 2.49 dB



2 Test Configuration

2.1 Testing Condition

Test Item	Test Site	Ambient Condition	Tested By
AC Conduction	CO01-WS	23°C / 53%	Skys Huang
Radiated Emissions	03CH02-WS	23°C / 66%	Anderson Hong Mark Liao
RF Conducted	TH01-WS	25°C / 60%	Felix Sung

➤ FCC site registration No.: 657002

➤ IC site registration No.: 10807A-2

2.2 The Worst Test Modes and Channel Details

Test item	Modulation Mode	Test Frequency (MHz)	Data rate (Mbps)	Test Configuration
Conducted Emissions	HT20	2437	MCS 8	---
Radiated Emissions (below 1GHz)	HT20	2437	MCS 8	---
Radiated Emissions (above 1GHz)	11b	2412 / 2437 / 2462	1	---
	11g	2412 / 2437 / 2462	6	
	HT20	2412 / 2437 / 2462	MCS 8	
	HT40	2422 / 2437 / 2452	MCS 8	
Fundamental Emission Output Power	11b	2412 / 2437 / 2462	1	---
6dB bandwidth	11g	2412 / 2437 / 2462	6	
	HT20	2412 / 2437 / 2462	MCS 8	
Power spectral density	HT40	2422 / 2437 / 2452	MCS 8	

NOTE:

1. The EUT was pretested with 3 orientations placed on the table for the radiated emission measurement – X, Y, and Z-plane. The **Y-plane** results were found as the worst case and were shown in this report.
2. Modulation 802.11b/g has diversity function and Ant A is the worst for final test.



3 Transmitter Test Results

3.1 Conducted Emissions

3.1.1 Limit of Conducted Emissions

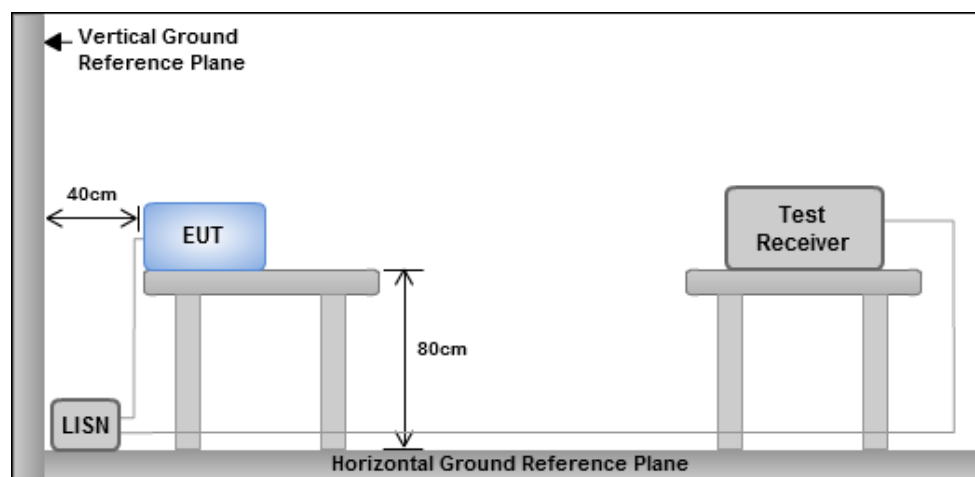
Conducted Emissions Limit		
Frequency Emission (MHz)	Quasi-Peak	Average
0.15-0.5	66 - 56 *	56 - 46 *
0.5-5	56	46
5-30	60	50

Note 1: * Decreases with the logarithm of the frequency.

3.1.2 Test Procedures

1. The device is placed on a test table, raised 80 cm above the reference ground plane. The vertical conducting plane is located 40 cm to the rear of the device.
2. The device is connected to line impedance stabilization network (LISN) and other accessories are connected to other LISN. Measured levels of AC power line conducted emission are across the 50 Ω LISN port.
3. AC conducted emission measurements is made over frequency range from 150 kHz to 30 MHz.
4. This measurement was performed with AC 120V / 60Hz

3.1.3 Test Setup

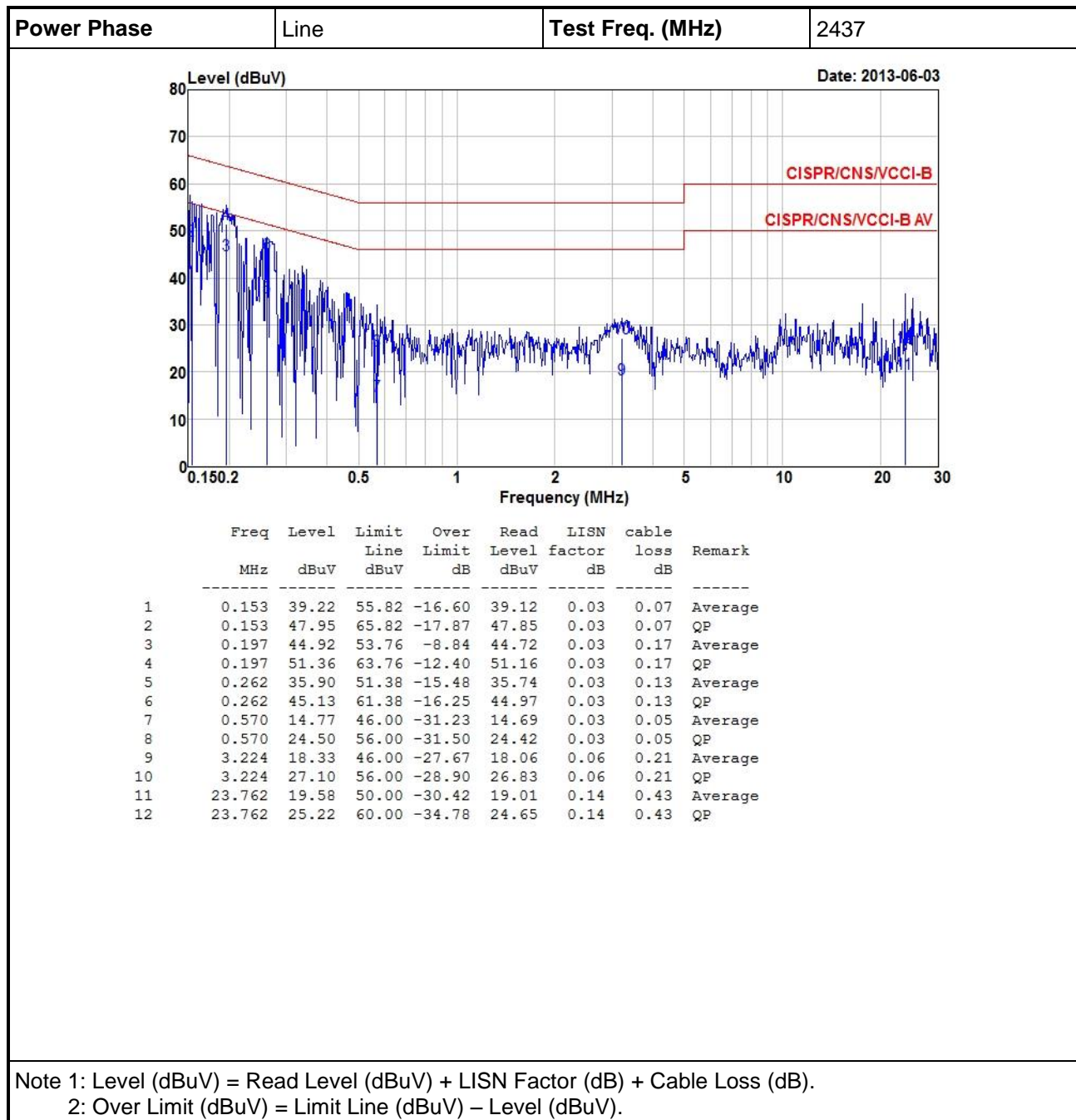


Note: 1. Support units were connected to second LISN.

2. Both of LISNs (AMN) are 80 cm from EUT and at least 80 cm from other units and other metal planes



3.1.4 Test Result of Conducted Emissions



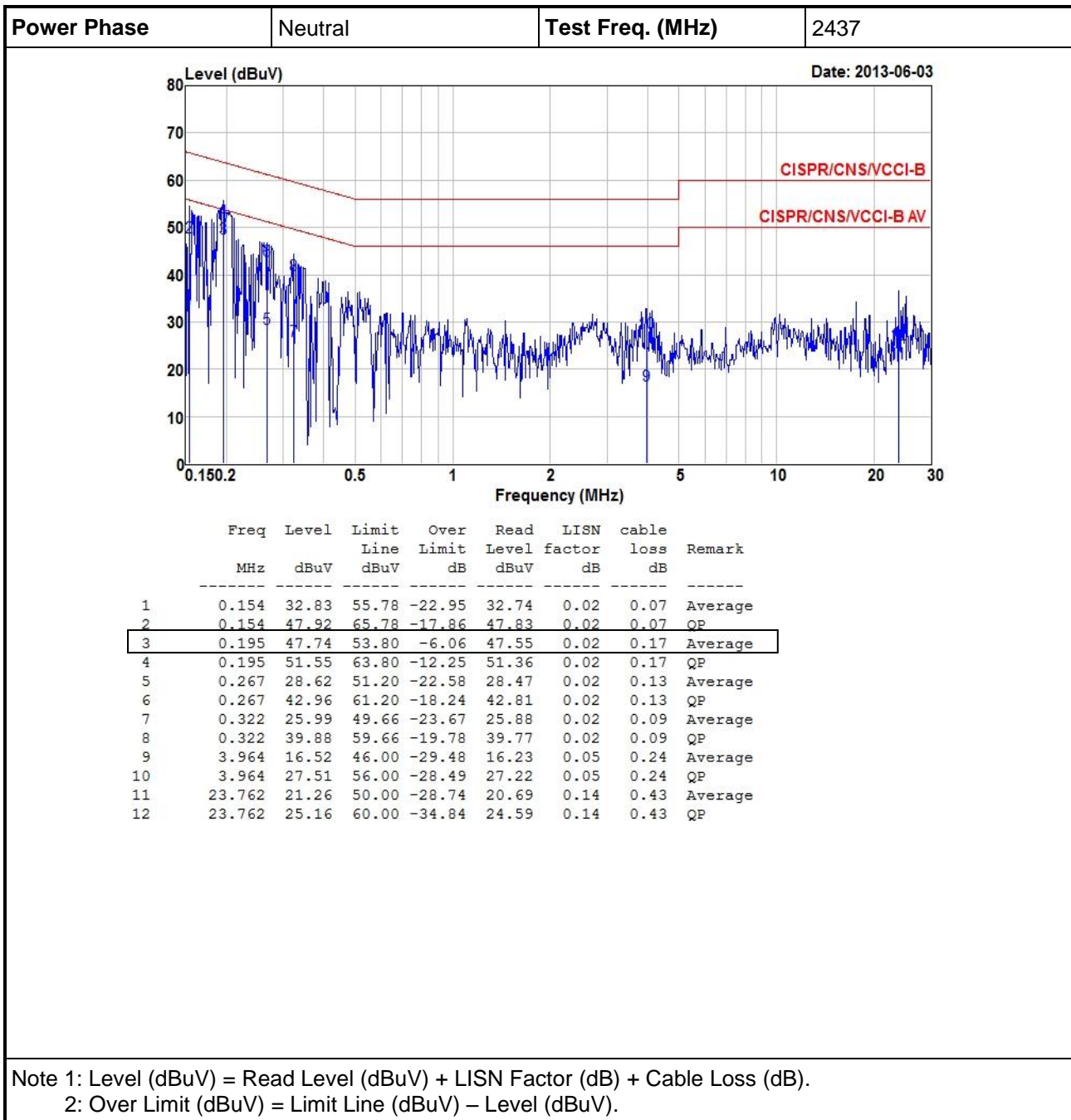


International Certification Corp.

No. 3-1, Lane 6, Wen San 3rd St., Kwei Shan Hsiang, Tao Yuan Hsien 333, Taiwan, R.O.C.

Tel: 886-3-271-8666

Fax: 886-3-318-0155





3.2 6dB and Occupied Bandwidth


3.2.1 Limit of 6dB Bandwidth

The minimum 6dB bandwidth shall be at least 500 kHz.

3.2.2 Test Procedures

1. Set resolution bandwidth (RBW) = 100 kHz, Video bandwidth = 300 kHz.
2. Detector = Peak, Trace mode = max hold.
3. Sweep = auto couple, Allow the trace to stabilize.
4. Measure the maximum width of the emission that is constrained by the frequencies associated with the two outermost amplitude points (upper and lower) that are attenuated by 6dB relative to the maximum level measured in the fundamental emission.

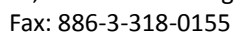
3.2.3 Test Setup





Tel: 886-3-271-8666

Fax: 886-3-318-0155



Worst Plots





3.3 RF Output Power

3.3.1 Limit of RF Output Power

Conducted power shall not exceed 1Watt.

☒ Antenna gain $\leq 6\text{dBi}$, no any corresponding reduction is in output power limit.

☐ Antenna gain $> 6\text{dBi}$

☐ Non Fixed, point to point operations.

The conducted output power from the intentional radiator shall be reduced by the amount in dB that the directional gain of the antenna exceeds 6 dB

☐ Fixed, point to point operations

Systems operating in the 2400–2483.5 MHz band that are used exclusively for fixed, point-to-point Operations, maximum peak output power of the intentional radiator is reduced by 1 dB for every 3 dB that the directional gain of the antenna exceeds 6 dBi.

Systems operating in the 5725–5850 MHz band that are used exclusively for fixed, point-to-point operations ,no any corresponding reduction is in transmitter peak output power

3.3.2 Test Procedures

☒ Maximum Peak Conducted Output Power

☐ **Spectrum analyzer**

1. Set RBW = 1MHz, VBW = 3MHz, Detector = Peak.
2. Sweep time = auto, Trace mode = max hold, Allow trace to fully stabilize.
3. Use the spectrum analyzer channel power measurement function with the band limits set equal to the DTS bandwidth edges.

☒ **Power meter**

1. A broadband Peak RF power meter is used for output power measurement. The video bandwidth of power meter is greater than DTS bandwidth of EUT. If duty cycle of test signal is not 100 %, trigger and gating function of power meter will be enabled to capture transmission burst for measuring output power.

☒ Maximum Conducted Output Power (For reference only)

☐ **Spectrum analyzer**

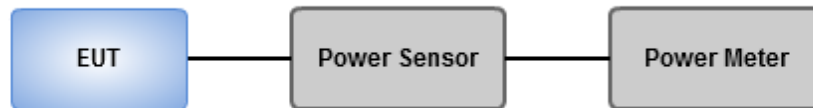
1. Set RBW = 1MHz, VBW = 3MHz, Detector = RMS.
2. Set the sweep time to: $\geq 10 \times (\text{number of measurement points in sweep}) \times (\text{maximum data rate per stream})$.
3. Perform the measurement over a single sweep.
4. Use the spectrum analyzer's band power measurement function with band limits set equal to the EBW(26dBc) band edges.

☒ **Power meter**

1. A broadband Average RF power meter is used for output power measurement. The video bandwidth of power meter is greater than DTS bandwidth of EUT. If duty cycle of test signal is not 100 %, trigger and gating function of power meter will be enabled to capture transmission burst for measuring output power.



3.3.3 Test Setup





3.3.4 Test Result of Maximum Output Power

Modulation Mode	N _{TX}	Freq. (MHz)	Peak conducted output power (dBm)				Total Power (mW)	Total Power (dBm)	Limit (dBm)
			Chain 0	Chain 1	Chain 2	Chain 3			
11b	1	2412	15.01	---	---	---	31.70	15.01	30
11b	1	2437	16.23	---	---	---	41.98	16.23	30
11b	1	2462	18.02	---	---	---	63.39	18.02	30
11g	1	2412	25.48	---	---	---	353.18	25.48	30
11g	1	2437	25.32	---	---	---	340.41	25.32	30
11g	1	2462	25.28	---	---	---	337.29	25.28	30
HT20	2	2412	23.85	23.68	---	---	476.01	26.78	30
HT20	2	2437	23.98	24.12	---	---	508.26	27.06	30
HT20	2	2462	23.54	24.03	---	---	478.87	26.80	30
HT40	2	2422	23.43	23.36	---	---	437.06	26.41	30
HT40	2	2437	23.51	23.58	---	---	452.42	26.56	30
HT40	2	2452	22.96	23.54	---	---	423.64	26.27	30

Modulation Mode	N _{TX}	Freq. (MHz)	Conducted (average) output power (dBm)				Total Power (mW)	Total Power (dBm)	Limit (dBm)
			Chain 0	Chain 1	Chain 2	Chain 3			
11b	1	2412	12.75	---	---	---	18.84	12.75	30
11b	1	2437	13.90	---	---	---	24.55	13.90	30
11b	1	2462	15.78	---	---	---	37.84	15.78	30
11g	1	2412	19.20	---	---	---	83.18	19.20	30
11g	1	2437	19.62	---	---	---	91.62	19.62	30
11g	1	2462	19.68	---	---	---	92.90	19.68	30
HT20	2	2412	17.17	16.98	---	---	102.01	20.09	30
HT20	2	2437	17.36	17.51	---	---	110.81	20.45	30
HT20	2	2462	17.06	17.52	---	---	107.31	20.31	30
HT40	2	2422	17.15	17.01	---	---	102.11	20.09	30
HT40	2	2437	17.23	17.35	---	---	107.17	20.30	30
HT40	2	2452	16.98	17.32	---	---	103.84	20.16	30

Note: Conducted average output power is for reference only.



3.4 Power Spectral Density


3.4.1 Limit of Power Spectral Density

Power spectral density shall not be greater than 8 dBm in any 3 kHz band.

3.4.2 Test Procedures

- ☒ Maximum peak conducted output power was used to demonstrate compliance to the fundamental output power limit.
 1. Set the RBW = 30kHz, VBW = 100kHz.
 2. Detector = Peak, Sweep time = auto couple.
 3. Trace mode = max hold, allow trace to fully stabilize.
 4. Use the peak marker function to determine the maximum amplitude level.
- ☐ Maximum (average) conducted output power was used to demonstrate compliance to the fundamental output power limit.
 1. Set the RBW = 100kHz, VBW = 300 kHz.
 2. Detector = RMS, Sweep time = auto couple.
 3. Set the sweep time to: $\geq 10 \times (\text{number of measurement points in sweep}) \times (\text{maximum data rate per stream})$.
 4. Perform the measurement over a single sweep.
 5. Use the peak marker function to determine the maximum amplitude level.\

3.4.3 Test Setup



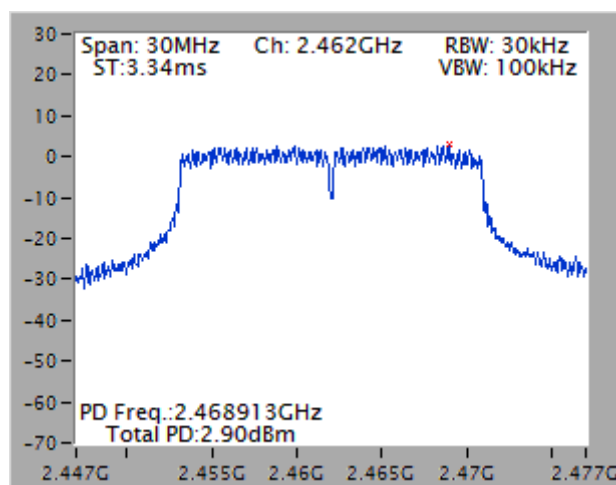


3.4.4 Test Result of Power Spectral Density

Modulation Mode	N _{TX}	Freq. (MHz)	Total Power Spectral Density (dBm/30kHz)	Limit (dBm/3kHz)
11b	1	2412	-2.63	8
11b	1	2437	-1.31	8
11b	1	2462	0.49	8
11g	1	2412	1.95	8
11g	1	2437	2.57	8
11g	1	2462	2.54	8
HT20	2	2412	2.32	8
HT20	2	2437	2.74	8
HT20	2	2462	2.90	8
HT40	2	2422	0.48	8
HT40	2	2437	0.68	8
HT40	2	2452	0.80	8

Note: Test result for HT20 / HT40 is bin-by-bin summing measured value of each TX port.

Worst Plots





3.5 Unwanted Emissions into Restricted Frequency Bands

3.5.1 Limit of Unwanted Emissions into Restricted Frequency Bands

Restricted Band Emissions Limit			
Frequency Range (MHz)	Field Strength (uV/m)	Field Strength (dBuV/m)	Measure Distance (m)
0.009~0.490	2400/F(kHz)	48.5 - 13.8	300
0.490~1.705	24000/F(kHz)	33.8 - 23	30
1.705~30.0	30	29	30
30~88	100	40	3
88~216	150	43.5	3
216~960	200	46	3
Above 960	500	54	3

Note 1:
Qusai-Peak value is measured for frequency below 1GHz except for 9–90 kHz, 110–490 kHz frequency band. Peak and average value are measured for frequency above 1GHz. The limit on average radio frequency emission is as above table. The limit on peak radio frequency emissions is 20 dB above the maximum permitted average emission limit

Note 2:
Measurements may be performed at a distance other than what is specified provided. When performing measurements at a distance other than that specified, the results shall be extrapolated to the specified distance using an extrapolation factor as below, Frequency at or above 30 MHz: 20 dB/decade Frequency below 30 MHz: 40 dB/decade.

3.5.2 Test Procedures

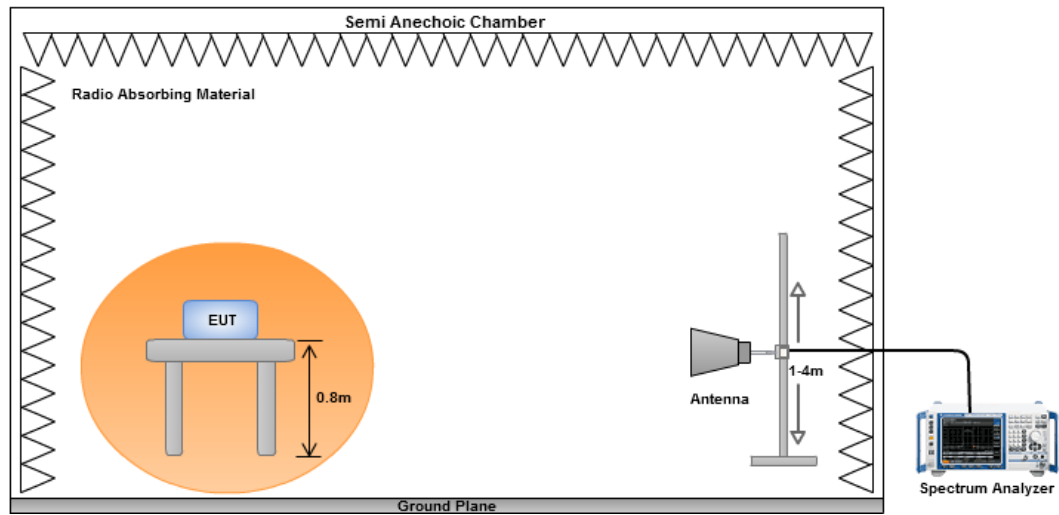
1. Measurement is made at a semi-anechoic chamber that incorporates a turntable allowing a EUT rotation of 360°. A continuously-rotating, remotely-controlled turntable is installed at the test site to support the EUT and facilitate determination of the direction of maximum radiation for each EUT emission frequency. The EUT is placed at a height of 0.8 m test table above the ground plane.
2. Measurement is made with the antenna positioned in both the horizontal and vertical planes of polarization. The measurement antenna is varied in height (1m ~ 4m) above the reference ground plane to obtain the maximum signal strength. Distance between EUT and antenna is 3 m.
3. This investigation is performed with the EUT rotated 360°, the antenna height scanned between 1 m and 4 m, and the antenna rotated to repeat the measurements for both the horizontal and vertical antenna polarizations.

Note:

1. 120kHz measurement bandwidth of test receiver and Quasi-peak detector is for radiated emission below 1GHz.
2. RBW=1MHz, VBW=3MHz and Peak detector is for peak measured value of radiated emission above 1GHz.
3. RBW=1MHz, VBW=1/T and Peak detector is for average measured value of radiated emission above 1GHz.

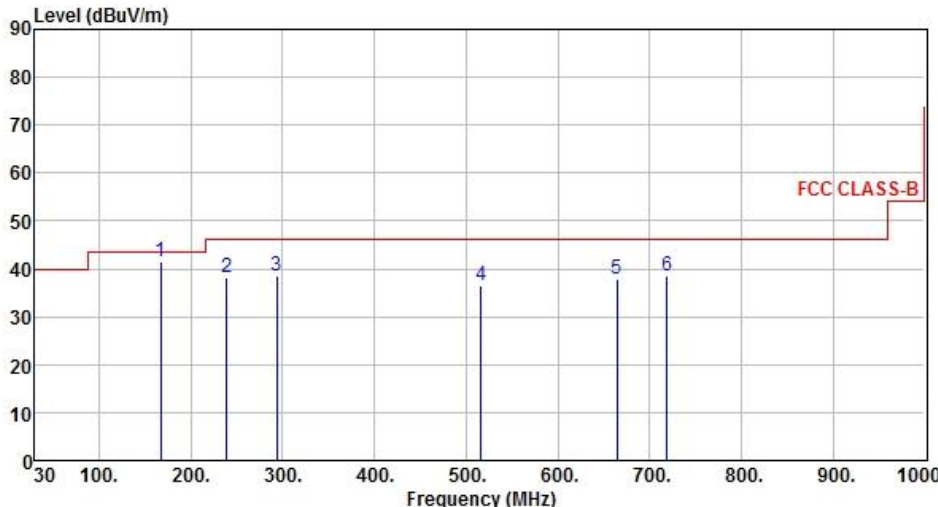


3.5.3 Test Setup





3.5.4 Transmitter Radiated Unwanted Emissions (Below 1GHz)

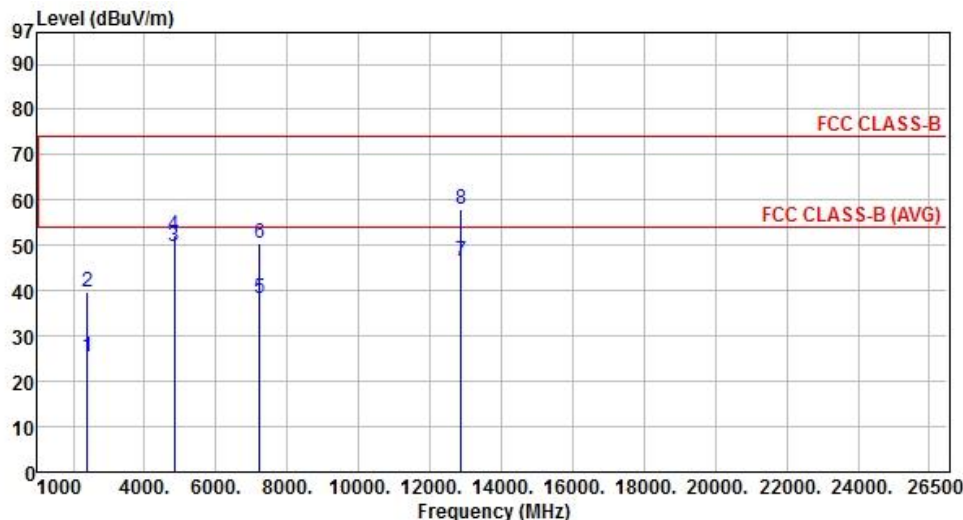
Polarization	Horizontal		Test Freq. (MHz)		2437																																																																							
<div><p>The graph displays the radiated unwanted emissions of a transmitter. The y-axis represents the emission level in dBuV/m, ranging from 0 to 90. The x-axis represents the frequency in MHz, ranging from 30 to 1000. A red line indicates the FCC CLASS-B limit, which is 40 dBuV/m from 30 to 100 MHz, 45 dBuV/m from 100 to 300 MHz, and 55 dBuV/m from 300 to 1000 MHz. Six emission peaks are identified and labeled with numbers 1 through 6. The data for these peaks is provided in the table below.</p><table><tr><th></th><th>Freq. MHz</th><th>Emission level dBuV/m</th><th>Limit dBuV/m</th><th>Margin dB</th><th>SA reading dBuV</th><th>Factor dB</th><th>Remark</th><th>ANT High cm</th><th>Turn Table deg</th></tr><tr><td>1</td><td>166.77</td><td>41.35</td><td>43.50</td><td>-2.15</td><td>57.98</td><td>-16.63</td><td>QP</td><td>-----</td><td>-----</td></tr><tr><td>2</td><td>239.52</td><td>38.13</td><td>46.00</td><td>-7.87</td><td>55.64</td><td>-17.51</td><td>Peak</td><td>-----</td><td>-----</td></tr><tr><td>3</td><td>293.84</td><td>38.51</td><td>46.00</td><td>-7.49</td><td>54.23</td><td>-15.72</td><td>Peak</td><td>-----</td><td>-----</td></tr><tr><td>4</td><td>515.97</td><td>36.61</td><td>46.00</td><td>-9.39</td><td>47.32</td><td>-10.71</td><td>Peak</td><td>-----</td><td>-----</td></tr><tr><td>5</td><td>664.38</td><td>37.83</td><td>46.00</td><td>-8.17</td><td>45.89</td><td>-8.06</td><td>Peak</td><td>-----</td><td>-----</td></tr><tr><td>6</td><td>718.70</td><td>38.39</td><td>46.00</td><td>-7.61</td><td>45.56</td><td>-7.17</td><td>Peak</td><td>-----</td><td>-----</td></tr></table></div>								Freq. MHz	Emission level dBuV/m	Limit dBuV/m	Margin dB	SA reading dBuV	Factor dB	Remark	ANT High cm	Turn Table deg	1	166.77	41.35	43.50	-2.15	57.98	-16.63	QP	-----	-----	2	239.52	38.13	46.00	-7.87	55.64	-17.51	Peak	-----	-----	3	293.84	38.51	46.00	-7.49	54.23	-15.72	Peak	-----	-----	4	515.97	36.61	46.00	-9.39	47.32	-10.71	Peak	-----	-----	5	664.38	37.83	46.00	-8.17	45.89	-8.06	Peak	-----	-----	6	718.70	38.39	46.00	-7.61	45.56	-7.17	Peak	-----	-----
	Freq. MHz	Emission level dBuV/m	Limit dBuV/m	Margin dB	SA reading dBuV	Factor dB	Remark	ANT High cm	Turn Table deg																																																																			
1	166.77	41.35	43.50	-2.15	57.98	-16.63	QP	-----	-----																																																																			
2	239.52	38.13	46.00	-7.87	55.64	-17.51	Peak	-----	-----																																																																			
3	293.84	38.51	46.00	-7.49	54.23	-15.72	Peak	-----	-----																																																																			
4	515.97	36.61	46.00	-9.39	47.32	-10.71	Peak	-----	-----																																																																			
5	664.38	37.83	46.00	-8.17	45.89	-8.06	Peak	-----	-----																																																																			
6	718.70	38.39	46.00	-7.61	45.56	-7.17	Peak	-----	-----																																																																			
<p>Note 1: Emission Level (dBuV/m) = SA Reading (dBuV/m) + Factor* (dB) *Factor includes antenna factor , cable loss and amplifier gain Note 2: Margin (dB) = Emission level (dBuV/m) – Limit (dBuV/m).</p>																																																																												



Polarization	Vertical	Test Freq. (MHz)	2437
<div><div><div><div><div>Level (dBuV/m)</div><div><div><div><div><div><div>90</div><div>80</div><div>70</div><div>60</div><div>50</div><div>40</div><div>30</div><div>20</div><div>10</div><div>0</div></div></div><div><div><div>30</div><div>100.</div><div>200.</div><div>300.</div><div>400.</div><div>500.</div><div>600.</div><div>700.</div><div>800.</div><div>900.</div><div>1000</div></div></div></div><div><div><div>1</div><div>2</div><div>3</div><div>4</div><div>5</div><div>6</div></div><div><div><div>30</div><div>100.</div><div>200.</div><div>300.</div><div>400.</div><div>500.</div><div>600.</div><div>700.</div><div>800.</div><div>900.</div><div>1000</div></div></div></div><div>Frequency (MHz)</div></div><div><div><div>Freq.</div><div>Emission</div><div>Limit</div><div>Margin</div><div>SA</div><div>Factor</div><div>Remark</div><div>ANT</div><div>Turn</div></div><div><div>MHz</div><div>level</div><div>dBuV/m</div><div>dBuV/m</div><div>dB</div><div>reading</div><div>dB</div><div></div><div>High</div><div>Table</div></div><div><div></div><div>dBuV/m</div><div></div><div></div><div>dBuV</div><div></div><div></div><div>cm</div><div>deg</div></div></div><div><div>1</div><div>45.52</div><div>29.81</div><div>40.00</div><div>-10.19</div><div>45.83</div><div>-16.02</div><div>Peak</div><div>-----</div></div><div><div>2</div><div>164.83</div><div>40.31</div><div>43.50</div><div>-3.19</div><div>56.87</div><div>-16.56</div><div>Peak</div><div>-----</div></div><div><div>3</div><div>239.52</div><div>32.08</div><div>46.00</div><div>-13.92</div><div>49.59</div><div>-17.51</div><div>Peak</div><div>-----</div></div><div><div>4</div><div>293.84</div><div>34.46</div><div>46.00</div><div>-11.54</div><div>50.18</div><div>-15.72</div><div>Peak</div><div>-----</div></div><div><div>5</div><div>514.03</div><div>35.80</div><div>46.00</div><div>-10.20</div><div>46.53</div><div>-10.73</div><div>Peak</div><div>-----</div></div><div><div>6</div><div>718.70</div><div>36.36</div><div>46.00</div><div>-9.64</div><div>43.53</div><div>-7.17</div><div>Peak</div><div>-----</div></div></div></div></div><div><div>Note 1: Emission Level (dBuV/m) = SA Reading (dBuV/m) + Factor* (dB)</div><div>*Factor includes antenna factor , cable loss and amplifier gain</div><div>Note 2: Margin (dB) = Emission level (dBuV/m) – Limit (dBuV/m)</div></div></div></div>			



3.5.5 Transmitter Radiated Unwanted Emissions (Above 1GHz) for 11b

Polarization	Horizontal				Test Freq. (MHz)		2412																																																																																												
<div></div> <table><tr><th></th><th>Freq. MHz</th><th>Emission level dBuV/m</th><th>Limit dBuV/m</th><th>Margin dB</th><th>SA reading dBuV</th><th>Factor dB</th><th>Remark</th><th>ANT High cm</th><th>Turn Table deg</th></tr><tr><td>1</td><td>2390.00</td><td>25.55</td><td>54.00</td><td>-28.45</td><td>28.45</td><td>-2.90</td><td>Average</td><td>---</td><td>---</td></tr><tr><td>2</td><td>2390.00</td><td>39.79</td><td>74.00</td><td>-34.21</td><td>42.69</td><td>-2.90</td><td>Peak</td><td>---</td><td>---</td></tr><tr><td>3</td><td>4824.00</td><td>49.59</td><td>54.00</td><td>-4.41</td><td>44.90</td><td>4.69</td><td>Average</td><td>---</td><td>---</td></tr><tr><td>4</td><td>4824.00</td><td>52.31</td><td>74.00</td><td>-21.69</td><td>47.62</td><td>4.69</td><td>Peak</td><td>---</td><td>---</td></tr><tr><td>5</td><td>7236.00</td><td>38.12</td><td>54.00</td><td>-15.88</td><td>28.66</td><td>9.46</td><td>Average</td><td>---</td><td>---</td></tr><tr><td>6</td><td>7236.00</td><td>50.53</td><td>74.00</td><td>-23.47</td><td>41.07</td><td>9.46</td><td>Peak</td><td>---</td><td>---</td></tr><tr><td>7</td><td>12864.00</td><td>46.63</td><td>54.00</td><td>-7.37</td><td>31.56</td><td>15.07</td><td>Average</td><td>---</td><td>---</td></tr><tr><td>8</td><td>12864.00</td><td>57.83</td><td>74.00</td><td>-16.17</td><td>42.76</td><td>15.07</td><td>Peak</td><td>---</td><td>---</td></tr></table>											Freq. MHz	Emission level dBuV/m	Limit dBuV/m	Margin dB	SA reading dBuV	Factor dB	Remark	ANT High cm	Turn Table deg	1	2390.00	25.55	54.00	-28.45	28.45	-2.90	Average	---	---	2	2390.00	39.79	74.00	-34.21	42.69	-2.90	Peak	---	---	3	4824.00	49.59	54.00	-4.41	44.90	4.69	Average	---	---	4	4824.00	52.31	74.00	-21.69	47.62	4.69	Peak	---	---	5	7236.00	38.12	54.00	-15.88	28.66	9.46	Average	---	---	6	7236.00	50.53	74.00	-23.47	41.07	9.46	Peak	---	---	7	12864.00	46.63	54.00	-7.37	31.56	15.07	Average	---	---	8	12864.00	57.83	74.00	-16.17	42.76	15.07	Peak	---	---
	Freq. MHz	Emission level dBuV/m	Limit dBuV/m	Margin dB	SA reading dBuV	Factor dB	Remark	ANT High cm	Turn Table deg																																																																																										
1	2390.00	25.55	54.00	-28.45	28.45	-2.90	Average	---	---																																																																																										
2	2390.00	39.79	74.00	-34.21	42.69	-2.90	Peak	---	---																																																																																										
3	4824.00	49.59	54.00	-4.41	44.90	4.69	Average	---	---																																																																																										
4	4824.00	52.31	74.00	-21.69	47.62	4.69	Peak	---	---																																																																																										
5	7236.00	38.12	54.00	-15.88	28.66	9.46	Average	---	---																																																																																										
6	7236.00	50.53	74.00	-23.47	41.07	9.46	Peak	---	---																																																																																										
7	12864.00	46.63	54.00	-7.37	31.56	15.07	Average	---	---																																																																																										
8	12864.00	57.83	74.00	-16.17	42.76	15.07	Peak	---	---																																																																																										
<p>Note 1: ">20dB" means spurious emission levels that exceed the level of 20 dB below the applicable limit.</p> <p>Note 2: For restricted bands, the peak measurement is fully sufficient, as the max field strength as measured with the Peak-Detector meets the AV-Limit so that the AV level does not need to be reported in addition.</p> <p>Note 3: For un-restricted bands, unwanted emissions shall be attenuated by at least 20 dB relative to the maximum measured in-band level.</p>																																																																																																			

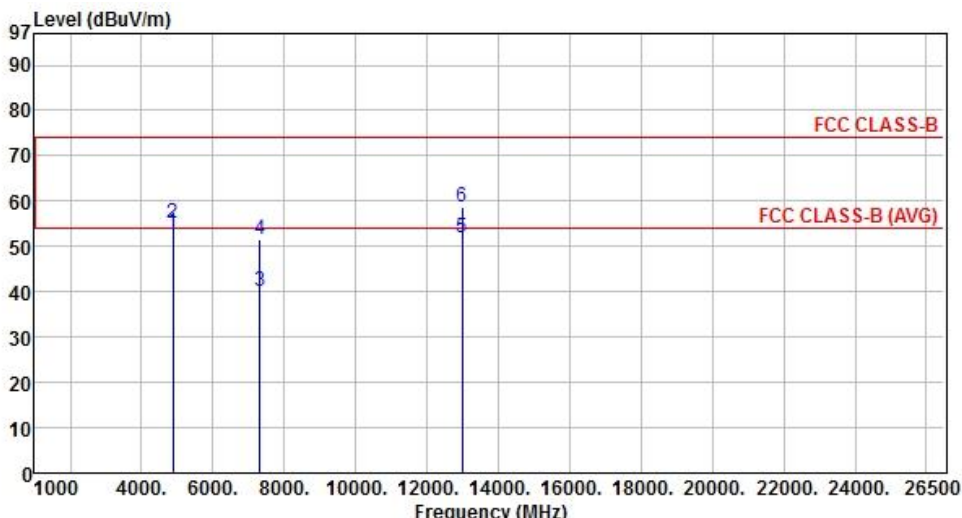


Polarization	Vertical	Test Freq. (MHz)	2412																																																																																																										
<div><p>Level (dBuV/m)</p><p>Frequency (MHz)</p></div> <table><tr><th></th><th>Freq.</th><th>Emission level</th><th>Limit</th><th>Margin</th><th>SA reading</th><th>Factor</th><th>Remark</th><th>ANT High</th><th>Turn Table</th></tr><tr><th></th><th>MHz</th><th>dBuV/m</th><th>dBuV/m</th><th>dB</th><th>dBuV</th><th>dB</th><th></th><th>cm</th><th>deg</th></tr><tr><td>1</td><td>2390.00</td><td>26.67</td><td>54.00</td><td>-27.33</td><td>29.57</td><td>-2.90</td><td>Average</td><td>---</td><td>---</td></tr><tr><td>2</td><td>2390.00</td><td>45.75</td><td>74.00</td><td>-28.25</td><td>48.65</td><td>-2.90</td><td>Peak</td><td>---</td><td>---</td></tr><tr><td>3</td><td>4824.00</td><td>52.86</td><td>54.00</td><td>-1.14</td><td>48.17</td><td>4.69</td><td>Average</td><td>---</td><td>---</td></tr><tr><td>4</td><td>4824.00</td><td>55.43</td><td>74.00</td><td>-18.57</td><td>50.74</td><td>4.69</td><td>Peak</td><td>---</td><td>---</td></tr><tr><td>5</td><td>7236.00</td><td>39.70</td><td>54.00</td><td>-14.30</td><td>30.24</td><td>9.46</td><td>Average</td><td>---</td><td>---</td></tr><tr><td>6</td><td>7236.00</td><td>51.64</td><td>74.00</td><td>-22.36</td><td>42.18</td><td>9.46</td><td>Peak</td><td>---</td><td>---</td></tr><tr><td>7</td><td>12864.00</td><td>52.45</td><td>54.00</td><td>-1.55</td><td>37.38</td><td>15.07</td><td>Average</td><td>---</td><td>---</td></tr><tr><td>8</td><td>12864.00</td><td>60.28</td><td>74.00</td><td>-13.72</td><td>45.21</td><td>15.07</td><td>Peak</td><td>---</td><td>---</td></tr></table>											Freq.	Emission level	Limit	Margin	SA reading	Factor	Remark	ANT High	Turn Table		MHz	dBuV/m	dBuV/m	dB	dBuV	dB		cm	deg	1	2390.00	26.67	54.00	-27.33	29.57	-2.90	Average	---	---	2	2390.00	45.75	74.00	-28.25	48.65	-2.90	Peak	---	---	3	4824.00	52.86	54.00	-1.14	48.17	4.69	Average	---	---	4	4824.00	55.43	74.00	-18.57	50.74	4.69	Peak	---	---	5	7236.00	39.70	54.00	-14.30	30.24	9.46	Average	---	---	6	7236.00	51.64	74.00	-22.36	42.18	9.46	Peak	---	---	7	12864.00	52.45	54.00	-1.55	37.38	15.07	Average	---	---	8	12864.00	60.28	74.00	-13.72	45.21	15.07	Peak	---	---
	Freq.	Emission level	Limit	Margin	SA reading	Factor	Remark	ANT High	Turn Table																																																																																																				
	MHz	dBuV/m	dBuV/m	dB	dBuV	dB		cm	deg																																																																																																				
1	2390.00	26.67	54.00	-27.33	29.57	-2.90	Average	---	---																																																																																																				
2	2390.00	45.75	74.00	-28.25	48.65	-2.90	Peak	---	---																																																																																																				
3	4824.00	52.86	54.00	-1.14	48.17	4.69	Average	---	---																																																																																																				
4	4824.00	55.43	74.00	-18.57	50.74	4.69	Peak	---	---																																																																																																				
5	7236.00	39.70	54.00	-14.30	30.24	9.46	Average	---	---																																																																																																				
6	7236.00	51.64	74.00	-22.36	42.18	9.46	Peak	---	---																																																																																																				
7	12864.00	52.45	54.00	-1.55	37.38	15.07	Average	---	---																																																																																																				
8	12864.00	60.28	74.00	-13.72	45.21	15.07	Peak	---	---																																																																																																				
<p>Note 1: ">20dB" means spurious emission levels that exceed the level of 20 dB below the applicable limit.</p> <p>Note 2: For restricted bands, the peak measurement is fully sufficient, as the max field strength as measured with the Peak-Detector meets the AV-Limit so that the AV level does not need to be reported in addition.</p> <p>Note 3: For un-restricted bands, unwanted emissions shall be attenuated by at least 20 dB relative to the maximum measured in-band level.</p>																																																																																																													



Polarization	Horizontal				Test Freq. (MHz)		2437		
<div><div><div>Level (dBuV/m)</div><div><div><div><div><div><div></div><div></div><div></div><div></div><div></div><div></div><div></div><div></div><div></div><div></div><div></div><div></div><div></div><div></div><div></div><div></div><div></div><div></div><div></div><div></div><div></div><div></div><div></div><div></div><div></div><div></div><div></div><div></div><div></div><div></div><div></div><div></div><div></div><div></div><div></div><div></div><div></div><div></div><div></div><div></div><div></div><div></div><div></div><div></div><div></div><div></div><div></div><div></div><div></div><div></div><div></div><div></div><div></div><div></div><div></div><div></div><div></div><div></div><div></div><div></div><div></div><div></div><div></div><div></div><div></div><div></div><div></div><div></div><div></div><div></div><div></div><div></div><div></div><div></div><div></div><div></div><div></div><div></div><div></div><div></div><div></div><div></div><div></div><div></div><div></div><div></div><div></div><div></div><div></div><div></div><div></div><div></div><div></div><div></div><div></div><div></div><div></div><div></div><div></div><div></div><div></div><div></div><div></div><div></div><div></div><div></div><div></div><div></div><div></div><div></div><div></div><div></div><div></div><div></div><div></div><div></div><div></div><div></div><div></div><div></div><div></div><div></div><div></div><div></div><div></div><div></div><div></div><div></div><div></div><div></div><div></div><div></div><div></div><div></div><div></div><div></div><div></div><div></div><div></div><div></div><div></div><div></div><div></div><div></div><div></div><div></div><div></div><div></div><div></div><div></div><div></div><div></div><div></div><div></div><div></div><div></div><div></div><div></div><div></div><div></div><div></div><div></div><div></div><div></div><div></div><div></div><div></div><div></div><div></div><div></div><div></div><div></div><div></div><div></div><div></div><div></div><div></div><div></div><div></div><div></div><div></div><div></div><div></div><div></div><div></div><div></div><div></div><div></div><div></div><div></div><div></div><div></div><div></div><div></div><div></div><div></div><div></div><div></div><div></div><div></div><div></div><div></div><div></div><div></div><div></div><div></div><div></div><div></div><div></div><div></div><div></div><div></div><div></div><div></div><div></div><div></div><div></div><div></div><div></div><div></div><div></div><div></div><div></div><div></div><div></div><div></div><div></div><div></div><div></div><div></div><div></div><div></div><div></div><div></div><div></div><div></div><div></div><div></div><div></div><div></div><div></div><div></div><div></div><div></div><div></div><div></div><div></div><div></div><div></div><div></div><div></div><div></div><div></div><div></div><div></div><div></div><div></div><div></div><div></div><div></div><div></div><div></div><div></div><div></div><div></div><div></div><div></div><div></div><div></div><div></div><div></div><div></div><div></div><div></div><div></div><div></div><div></div><div></div><div></div><div></div><div></div><div></div><div></div><div></div><div></div><div></div><div></div><div></div><div></div><div></div><div></div><div></div><div></div><div></div><div></div><div></div><div></div><div></div><div></div><div></div><div></div><div></div><div></div><div></div><div></div><div></div><div></div><div></div><div></div><div></div><div></div><div></div><div></div><div></div><div></div><div></div><div></div><div></div><div></div><div></div><div></div><div></div><div></div><div></div><div></div><div></div><div></div><div></div><div></div><div></div><div></div><div></div><div></div><div></div><div></div><div></div><div></div><div></div><div></div><div></div><div></div><div></div><div></div><div></div><div></div><div></div><div></div><div></div><div></div><div></div><div></div><div></div><div></div><div></div><div></div><div></div><div></div><div></div><div></div><div></div><div></div><div></div><div></div><div></div><div></div><div></div><div></div><div></div><div></div><div></div><div></div><div></div><div></div><div></div><div></div><div></div><div></div><div></div><div></div><div></div><div></div><div></div><div></div><div></div><div></div><div></div><div></div><div></div><div></div><div></div><div></div><div></div><div></div><div></div><div></div><div></div><div></div><div></div><div></div><div></div><div></div><div></div><div></div><div></div><div></div><div></div><div></div><div></div><div></div><div></div><div></div><div></div><div></div><div></div><div></div><div></div><div></div><div></div><div></div><div></div><div></div><div></div><div></div><div></div><div></div><div></div><div></div><div></div><div></div><div></div><div></div><div></div><div></div><div></div><div></div><div></div><div></div><div></div><div></div><div></div><div></div><div></div><div></div><div></div><div></div><div></div><div></div><div></div><div></div><div></div><div></div><div></div><div></div><div></div><div></div><div></div><div></div><div></div><div></div><div></div><div></div><div></div><div></div><div></div><div></div><div></div><div></div><div></div><div></div><div></div><div></div><div></div><div></div><div></div><div></div><div></div><div></div><div></div><div></div><div></div><div></div><div></div><div></div><div></div><div></div><div></div><div></div><div></div><div></div><div></div><div></div><div></div><div></div><div></div><div></div><div></div><div></div><div></div><div></div><div></div><div></div><div></div><div></div><div></div><div></div><div></div><div></div><div></div><div></div><div></div><div></div><div></div><div></div><div></div><div></div><div></div><div></div><div></div><div></div><div></div><div></div><div></div><div></div><div></div><div></div><div></div><div></div><div></div><div></div><div></div><div></div><div></div><div></div><div></div><div></div><div></div><div></div><div></div><div></div><div></div><div></div><div></div><div></div><div></div><div></div><div></div><div></div><div></div><div></div><div></div><div></div><div></div><div></div><div></div><div></div><div></div><div></div><div></div><div></div><div></div><div></div><div></div><div></div><div></div><div></div><div></div><div></div><div></div><div></div><div></div><div></div><div></div><div></div><div></div><div></div><div></div><div></div><div></div><div></div><div></div><div></div><div></div><div></div><div></div><div></div><div></div><div></div><div></div><div></div><div></div><div></div><div></div><div></div><div></div><div></div><div></div><div></div><div></div><div></div><div></div><div></div><div></div><div></div><div></div><div></div><div></div><div></div><div></div><div></div><div></div><div></div><div></div><div></div><div></div><div></div><div></div><div></div><div></div><div></div><div></div><div></div><div></div><div></div><div></div><div></div><div></div><div></div><div></div><div></div><div></div><div></div><div></div><div></div><div></div><div></div><div></div><div></div><div></div><div></div><div></div><div></div><div></div><div></div><div></div><div></div><div></div><div></div><div></div><div></div><div></div><div></div><div></div><div></div><div></div><div></div><div></div><div></div><div></div><div></div><div></div><div></div><div></div><div></div><div></div><div></div><div></div><div></div><div></div><div></div><div></div><div></div><div></div><div></div><div></div><div></div><div></div><div></div><div></div><div></div><div></div><div></div><div></div><div></div><div></div><div></div><div></div><div></div><div></div><div></div><div></div><div></div><div></div><div></div><div></div><div></div><div></div><div></div><div></div><div></div><div></div><div></div><div></div><div></div><div></div><div></div><div></div><div></div><div></div><div></div><div></div><div></div><div></div><div></div><div></div><div></div><div></div><div></div><div></div><div></div><div></div><div></div><div></div><div></div><div></div><div></div><div></div><div></div><div></div><div></div><div></div><div></div><div></div><div></div><div></div><div></div><div></div><div></div><div></div><div></div><div></div><div></div><div></div><div></div><div></div><div></div><div></div><div></div><div></div><div></div><div></div><div></div><div></div><div></div><div></div><div></div><div></div><div></div><div></div><div></div><div></div><div></div><div></div><div></div><div></div><div></div><div></div><div></div><div></div><div></div><div></div><div></div><div></div><div></div><div></div><div></div><div></div><div></div><div></div><div></div><div></div><div></div><div></div><div></div><div></div><div></div><div></div><div></div><div></div><div></div><div></div><div></div><div></div><div></div><div></div><div></div><div></div><div></div><div></div><div></div><div></div><div></div><div></div><div></div><div></div><div></div><div></div><div></div><div></div><div></div><div></div><div></div><div></div><div></div><div></div><div></div><div></div><div></div><div></div><div></div><div></div><div></div><div></div><div></div><div></div><div></div><div></div><div></div><div></div><div></div><div></div><div></div><div></div><div></div><div></div><div></div><div></div><div></div><div></div><div></div><div></div><div></div><div></div><div></div><div></div><div></div><div></div><div></div><div></div><div></div><div></div><div></div><div></div><div></div><div></div><div></div><div></div><div></div><div></div><div></div><div></div><div></div><div></div><div></div><div></div><div></div><div></div><div></div><div></div><div></div><div></div><div></div><div></div><div></div><div></div><div></div><div></div><div></div><div></div><div></div><div></div><div></div><div></div><div></div><div></div><div></div><div></div><div></div><div></div><div></div><div></div><div></div><div></div><div></div><div></div><div></div><div></div><div></div><div></div><div></div><div></div><div></div><div></div><div></div><div></div><div></div><div></div><div></div><div></div><div></div><div></div><div></div><div></div><div></div><div></div><div></div><div></div><div></div><div></div><div></div><div></div><div></div><div></div><div></div><div></div><div></div><div></div><div></div><div></div><div></div><div></div><div></div><div></div><div></div><div></div><div></div><div></div><div></div><div></div><div></div><div></div><div></div><div></div><div></div><div></div><div></div><div></div><div></div><div></div><div></div><div></div><div></div><div></div><div></div><div></div><div></div><div></div><div></div><div></div><div></div><div></div><div></div><div></div><div></div><div></div><div></div><div></div><div></div><div></div><div></div><div></div><div></div><div></div><div></div><div></div><div></div><div></div><div></div><div></div><div></div><div></div><div></div><div></div><div></div><div></div><div></div><div></div><div></div><div></div><div></div><div></div><div></div><div></div><div></div><div></div><div></div><div></div><div></div><div></div><div></div><div></div><div></div><div></div><div></div><div></div><div></div><div></div><div></div><div></div><div></div><div></div><div></div><div></div><div></div><div></div><div></div><div></div><div></div><div></div><div></div><div></div><div></div><div></div><div></div><div></div><div></div><div></div><div></div><div></div><div></div><div></div><div></div><div></div><div></div><div></div><div></div><div></div><div></div><div></div><div></div><div></div><div></div><div></div><div></div><div></div><div></div><div></div><div></div><div></div><div></div><div></div><div></div><div></div><div></div><div></div><div></div><div></div><div></div><div></div><div></div><div></div><div></div><div></div><div></div><div></div><div></div><div></div><div></div><div></div><div></div><div></div><div></div><div></div><div></div><div></div><div></div><div></div><div></div><div></div><div></div><div></div><div></div><div></div><div></div><div></div><div></div><div></div><div></div><div></div><div></div><div></div><div></div><div></div><div></div><div></div><div></div><div></div><div></div><div></div><div></div><div></div><div></div><div></div><div></div><div></div><div></div><div></div><div></div><div></div><div></div><div></div><div></div><div></div><div></div><div></div><div></div><div></div><div></div><div></</div></div></div></div></div></div></div></div>									



Polarization	Vertical				Test Freq. (MHz)	2437																																																																									
<div><p>Level (dBuV/m)</p><p>Frequency (MHz)</p></div> <table><tr><th></th><th>Freq. MHz</th><th>Emission level dBuV/m</th><th>Limit dBuV/m</th><th>Margin dB</th><th>SA reading dBuV</th><th>Factor dB</th><th>Remark</th><th>ANT High cm</th><th>Turn Table deg</th></tr><tr><td>1</td><td>4874.00</td><td>52.99</td><td>54.00</td><td>-1.01</td><td>48.22</td><td>4.77</td><td>Average</td><td>-----</td><td>-----</td></tr><tr><td>2</td><td>4874.00</td><td>55.25</td><td>74.00</td><td>-18.75</td><td>50.48</td><td>4.77</td><td>Peak</td><td>-----</td><td>-----</td></tr><tr><td>3</td><td>7311.00</td><td>39.94</td><td>54.00</td><td>-14.06</td><td>30.37</td><td>9.57</td><td>Average</td><td>-----</td><td>-----</td></tr><tr><td>4</td><td>7311.00</td><td>51.38</td><td>74.00</td><td>-22.62</td><td>41.81</td><td>9.57</td><td>Peak</td><td>-----</td><td>-----</td></tr><tr><td>5</td><td>12997.00</td><td>51.82</td><td>54.00</td><td>-2.18</td><td>36.50</td><td>15.32</td><td>Average</td><td>-----</td><td>-----</td></tr><tr><td>6</td><td>12997.00</td><td>58.77</td><td>74.00</td><td>-15.23</td><td>43.45</td><td>15.32</td><td>Peak</td><td>-----</td><td>-----</td></tr></table>											Freq. MHz	Emission level dBuV/m	Limit dBuV/m	Margin dB	SA reading dBuV	Factor dB	Remark	ANT High cm	Turn Table deg	1	4874.00	52.99	54.00	-1.01	48.22	4.77	Average	-----	-----	2	4874.00	55.25	74.00	-18.75	50.48	4.77	Peak	-----	-----	3	7311.00	39.94	54.00	-14.06	30.37	9.57	Average	-----	-----	4	7311.00	51.38	74.00	-22.62	41.81	9.57	Peak	-----	-----	5	12997.00	51.82	54.00	-2.18	36.50	15.32	Average	-----	-----	6	12997.00	58.77	74.00	-15.23	43.45	15.32	Peak	-----	-----
	Freq. MHz	Emission level dBuV/m	Limit dBuV/m	Margin dB	SA reading dBuV	Factor dB	Remark	ANT High cm	Turn Table deg																																																																						
1	4874.00	52.99	54.00	-1.01	48.22	4.77	Average	-----	-----																																																																						
2	4874.00	55.25	74.00	-18.75	50.48	4.77	Peak	-----	-----																																																																						
3	7311.00	39.94	54.00	-14.06	30.37	9.57	Average	-----	-----																																																																						
4	7311.00	51.38	74.00	-22.62	41.81	9.57	Peak	-----	-----																																																																						
5	12997.00	51.82	54.00	-2.18	36.50	15.32	Average	-----	-----																																																																						
6	12997.00	58.77	74.00	-15.23	43.45	15.32	Peak	-----	-----																																																																						
<p>Note 1: ">20dB" means spurious emission levels that exceed the level of 20 dB below the applicable limit.</p> <p>Note 2: For restricted bands, the peak measurement is fully sufficient, as the max field strength as measured with the Peak-Detector meets the AV-Limit so that the AV level does not need to be reported in addition.</p> <p>Note 3: For un-restricted bands, unwanted emissions shall be attenuated by at least 20 dB relative to the maximum measured in-band level.</p>																																																																															



International Certification Corp.

No. 3-1, Lane 6, Wen San 3rd St., Kwei Shan Hsiang, Tao Yuan Hsien 333, Taiwan, R.O.C.

Tel: 886-3-271-8666

Fax: 886-3-318-0155

Polarization	Horizontal			Test Freq. (MHz)		2462																																																																																													
<div><p>Level (dBuV/m)</p><p>Frequency (MHz)</p></div> <table><tr><th></th><th>Freq. MHz</th><th>Emission level dBuV/m</th><th>Limit dBuV/m</th><th>Margin dB</th><th>SA reading dBuV</th><th>Factor dB</th><th>Remark</th><th>ANT High cm</th><th>Turn Table deg</th></tr><tr><td>1</td><td>2483.50</td><td>31.32</td><td>54.00</td><td>-22.68</td><td>33.74</td><td>-2.42</td><td>Average</td><td>-----</td><td>-----</td></tr><tr><td>2</td><td>2483.50</td><td>42.85</td><td>74.00</td><td>-31.15</td><td>45.27</td><td>-2.42</td><td>Peak</td><td>-----</td><td>-----</td></tr><tr><td>3</td><td>4924.00</td><td>50.71</td><td>54.00</td><td>-3.29</td><td>45.85</td><td>4.86</td><td>Average</td><td>-----</td><td>-----</td></tr><tr><td>4</td><td>4924.00</td><td>53.26</td><td>74.00</td><td>-20.74</td><td>48.40</td><td>4.86</td><td>Peak</td><td>-----</td><td>-----</td></tr><tr><td>5</td><td>7386.00</td><td>41.53</td><td>54.00</td><td>-12.47</td><td>31.85</td><td>9.68</td><td>Average</td><td>-----</td><td>-----</td></tr><tr><td>6</td><td>7386.00</td><td>52.67</td><td>74.00</td><td>-21.33</td><td>42.99</td><td>9.68</td><td>Peak</td><td>-----</td><td>-----</td></tr><tr><td>7</td><td>13130.00</td><td>46.35</td><td>54.00</td><td>-7.65</td><td>30.62</td><td>15.73</td><td>Average</td><td>-----</td><td>-----</td></tr><tr><td>8</td><td>13130.00</td><td>58.41</td><td>74.00</td><td>-15.59</td><td>42.68</td><td>15.73</td><td>Peak</td><td>-----</td><td>-----</td></tr></table>											Freq. MHz	Emission level dBuV/m	Limit dBuV/m	Margin dB	SA reading dBuV	Factor dB	Remark	ANT High cm	Turn Table deg	1	2483.50	31.32	54.00	-22.68	33.74	-2.42	Average	-----	-----	2	2483.50	42.85	74.00	-31.15	45.27	-2.42	Peak	-----	-----	3	4924.00	50.71	54.00	-3.29	45.85	4.86	Average	-----	-----	4	4924.00	53.26	74.00	-20.74	48.40	4.86	Peak	-----	-----	5	7386.00	41.53	54.00	-12.47	31.85	9.68	Average	-----	-----	6	7386.00	52.67	74.00	-21.33	42.99	9.68	Peak	-----	-----	7	13130.00	46.35	54.00	-7.65	30.62	15.73	Average	-----	-----	8	13130.00	58.41	74.00	-15.59	42.68	15.73	Peak	-----	-----
	Freq. MHz	Emission level dBuV/m	Limit dBuV/m	Margin dB	SA reading dBuV	Factor dB	Remark	ANT High cm	Turn Table deg																																																																																										
1	2483.50	31.32	54.00	-22.68	33.74	-2.42	Average	-----	-----																																																																																										
2	2483.50	42.85	74.00	-31.15	45.27	-2.42	Peak	-----	-----																																																																																										
3	4924.00	50.71	54.00	-3.29	45.85	4.86	Average	-----	-----																																																																																										
4	4924.00	53.26	74.00	-20.74	48.40	4.86	Peak	-----	-----																																																																																										
5	7386.00	41.53	54.00	-12.47	31.85	9.68	Average	-----	-----																																																																																										
6	7386.00	52.67	74.00	-21.33	42.99	9.68	Peak	-----	-----																																																																																										
7	13130.00	46.35	54.00	-7.65	30.62	15.73	Average	-----	-----																																																																																										
8	13130.00	58.41	74.00	-15.59	42.68	15.73	Peak	-----	-----																																																																																										
<p>Note 1: ">20dB" means spurious emission levels that exceed the level of 20 dB below the applicable limit.</p> <p>Note 2: For restricted bands, the peak measurement is fully sufficient, as the max field strength as measured with the Peak-Detector meets the AV-Limit so that the AV level does not need to be reported in addition.</p> <p>Note 3: For un-restricted bands, unwanted emissions shall be attenuated by at least 20 dB relative to the maximum measured in-band level.</p>																																																																																																			



Polarization	Vertical				Test Freq. (MHz)		2462																																																																																																																
<div><div><div>Level (dBuV/m)</div><div><div>Frequency (MHz)</div></div><table><tr><th></th><th>Freq.</th><th>Emission</th><th>Limit</th><th>Margin</th><th>SA</th><th>Factor</th><th>Remark</th><th>ANT</th><th>Turn</th></tr><tr><th></th><th>MHz</th><th>level</th><th>dBuV/m</th><th>dB</th><th>reading</th><th>dB</th><th></th><th>High</th><th>Table</th></tr><tr><th></th><th></th><th></th><th></th><th></th><th></th><th></th><th></th><th>cm</th><th>deg</th></tr><tr><td>1</td><td>2483.50</td><td>28.51</td><td>54.00</td><td>-25.49</td><td>30.93</td><td>-2.42</td><td>Average</td><td>-----</td><td>-----</td></tr><tr><td>2</td><td>2483.50</td><td>41.64</td><td>74.00</td><td>-32.36</td><td>44.06</td><td>-2.42</td><td>Peak</td><td>-----</td><td>-----</td></tr><tr><td>3</td><td>4924.00</td><td>52.60</td><td>54.00</td><td>-1.40</td><td>47.74</td><td>4.86</td><td>Average</td><td>-----</td><td>-----</td></tr><tr><td>4</td><td>4924.00</td><td>55.21</td><td>74.00</td><td>-18.79</td><td>50.35</td><td>4.86</td><td>Peak</td><td>-----</td><td>-----</td></tr><tr><td>5</td><td>7386.00</td><td>43.73</td><td>54.00</td><td>-10.27</td><td>34.05</td><td>9.68</td><td>Average</td><td>-----</td><td>-----</td></tr><tr><td>6</td><td>7386.00</td><td>53.56</td><td>74.00</td><td>-20.44</td><td>43.88</td><td>9.68</td><td>Peak</td><td>-----</td><td>-----</td></tr><tr><td>7</td><td>13130.00</td><td>50.40</td><td>54.00</td><td>-3.60</td><td>34.67</td><td>15.73</td><td>Average</td><td>-----</td><td>-----</td></tr><tr><td>8</td><td>13130.00</td><td>58.56</td><td>74.00</td><td>-15.44</td><td>42.83</td><td>15.73</td><td>Peak</td><td>-----</td><td>-----</td></tr></table></div></div>											Freq.	Emission	Limit	Margin	SA	Factor	Remark	ANT	Turn		MHz	level	dBuV/m	dB	reading	dB		High	Table									cm	deg	1	2483.50	28.51	54.00	-25.49	30.93	-2.42	Average	-----	-----	2	2483.50	41.64	74.00	-32.36	44.06	-2.42	Peak	-----	-----	3	4924.00	52.60	54.00	-1.40	47.74	4.86	Average	-----	-----	4	4924.00	55.21	74.00	-18.79	50.35	4.86	Peak	-----	-----	5	7386.00	43.73	54.00	-10.27	34.05	9.68	Average	-----	-----	6	7386.00	53.56	74.00	-20.44	43.88	9.68	Peak	-----	-----	7	13130.00	50.40	54.00	-3.60	34.67	15.73	Average	-----	-----	8	13130.00	58.56	74.00	-15.44	42.83	15.73	Peak	-----	-----
	Freq.	Emission	Limit	Margin	SA	Factor	Remark	ANT	Turn																																																																																																														
	MHz	level	dBuV/m	dB	reading	dB		High	Table																																																																																																														
								cm	deg																																																																																																														
1	2483.50	28.51	54.00	-25.49	30.93	-2.42	Average	-----	-----																																																																																																														
2	2483.50	41.64	74.00	-32.36	44.06	-2.42	Peak	-----	-----																																																																																																														
3	4924.00	52.60	54.00	-1.40	47.74	4.86	Average	-----	-----																																																																																																														
4	4924.00	55.21	74.00	-18.79	50.35	4.86	Peak	-----	-----																																																																																																														
5	7386.00	43.73	54.00	-10.27	34.05	9.68	Average	-----	-----																																																																																																														
6	7386.00	53.56	74.00	-20.44	43.88	9.68	Peak	-----	-----																																																																																																														
7	13130.00	50.40	54.00	-3.60	34.67	15.73	Average	-----	-----																																																																																																														
8	13130.00	58.56	74.00	-15.44	42.83	15.73	Peak	-----	-----																																																																																																														
<div><div>Note 1: ">20dB" means spurious emission levels that exceed the level of 20 dB below the applicable limit.</div><div>Note 2: For restricted bands, the peak measurement is fully sufficient, as the max field strength as measured with the Peak-Detector meets the AV-Limit so that the AV level does not need to be reported in addition.</div><div>Note 3: For un-restricted bands, unwanted emissions shall be attenuated by at least 20 dB relative to the maximum measured in-band level.</div></div>																																																																																																																							



3.5.6 Transmitter Radiated Unwanted Emissions (Above 1GHz) for 11g

Polarization	Horizontal	Test Freq. (MHz)	2412																																																															
<div><table><tr><th>Freq. MHz</th><th>Emission level dBuV/m</th><th>Limit dBuV/m</th><th>Margin dB</th><th>SA reading dBuV</th><th>Factor dB</th><th>Remark</th><th>ANT High cm</th><th>Turn Table deg</th></tr><tr><td>1</td><td>2390.00</td><td>36.50</td><td>54.00</td><td>-17.50</td><td>39.40</td><td>-2.90</td><td>Average</td><td>-----</td></tr><tr><td>2</td><td>2390.00</td><td>55.23</td><td>74.00</td><td>-18.77</td><td>58.13</td><td>-2.90</td><td>Peak</td><td>-----</td></tr><tr><td>3</td><td>4824.00</td><td>42.53</td><td>54.00</td><td>-11.47</td><td>37.84</td><td>4.69</td><td>Average</td><td>-----</td></tr><tr><td>4</td><td>4824.00</td><td>55.79</td><td>74.00</td><td>-18.21</td><td>51.10</td><td>4.69</td><td>Peak</td><td>-----</td></tr><tr><td>5</td><td>12864.00</td><td>47.17</td><td>54.00</td><td>-6.83</td><td>32.09</td><td>15.08</td><td>Average</td><td>-----</td></tr><tr><td>6</td><td>12864.00</td><td>57.27</td><td>74.00</td><td>-16.73</td><td>42.19</td><td>15.08</td><td>Peak</td><td>-----</td></tr></table></div>				Freq. MHz	Emission level dBuV/m	Limit dBuV/m	Margin dB	SA reading dBuV	Factor dB	Remark	ANT High cm	Turn Table deg	1	2390.00	36.50	54.00	-17.50	39.40	-2.90	Average	-----	2	2390.00	55.23	74.00	-18.77	58.13	-2.90	Peak	-----	3	4824.00	42.53	54.00	-11.47	37.84	4.69	Average	-----	4	4824.00	55.79	74.00	-18.21	51.10	4.69	Peak	-----	5	12864.00	47.17	54.00	-6.83	32.09	15.08	Average	-----	6	12864.00	57.27	74.00	-16.73	42.19	15.08	Peak	-----
Freq. MHz	Emission level dBuV/m	Limit dBuV/m	Margin dB	SA reading dBuV	Factor dB	Remark	ANT High cm	Turn Table deg																																																										
1	2390.00	36.50	54.00	-17.50	39.40	-2.90	Average	-----																																																										
2	2390.00	55.23	74.00	-18.77	58.13	-2.90	Peak	-----																																																										
3	4824.00	42.53	54.00	-11.47	37.84	4.69	Average	-----																																																										
4	4824.00	55.79	74.00	-18.21	51.10	4.69	Peak	-----																																																										
5	12864.00	47.17	54.00	-6.83	32.09	15.08	Average	-----																																																										
6	12864.00	57.27	74.00	-16.73	42.19	15.08	Peak	-----																																																										
<p>Note 1: ">20dB" means spurious emission levels that exceed the level of 20 dB below the applicable limit.</p> <p>Note 2: For restricted bands, the peak measurement is fully sufficient, as the max field strength as measured with the Peak-Detector meets the AV-Limit so that the AV level does not need to be reported in addition.</p> <p>Note 3: For un-restricted bands, unwanted emissions shall be attenuated by at least 20 dB relative to the maximum measured in-band level.</p>																																																																		



International Certification Corp.

No. 3-1, Lane 6, Wen San 3rd St., Kwei Shan Hsiang, Tao Yuan Hsien 333, Taiwan, R.O.C.

Tel: 886-3-271-8666

Fax: 886-3-318-0155

Polarization	Vertical	Test Freq. (MHz)	2412																																																																																																
<div><p>Level (dBuV/m)</p><p>Frequency (MHz)</p></div> <table><tr><th></th><th>Freq.</th><th>Emission</th><th>Limit</th><th>Margin</th><th>SA</th><th>Factor</th><th>Remark</th><th>ANT</th><th>Turn</th></tr><tr><th></th><th>MHz</th><th>level</th><th></th><th></th><th>reading</th><th></th><th></th><th>High</th><th>Table</th></tr><tr><th></th><th></th><th>dBuV/m</th><th>dBuV/m</th><th>dB</th><th>dBuV</th><th>dB</th><th></th><th>cm</th><th>deg</th></tr><tr><td>1</td><td>2390.00</td><td>37.38</td><td>54.00</td><td>-16.62</td><td>40.28</td><td>-2.90</td><td>Average</td><td>-----</td><td>-----</td></tr><tr><td>2</td><td>2390.00</td><td>56.64</td><td>74.00</td><td>-17.36</td><td>59.54</td><td>-2.90</td><td>Peak</td><td>-----</td><td>-----</td></tr><tr><td>3</td><td>4824.00</td><td>43.45</td><td>54.00</td><td>-10.55</td><td>38.76</td><td>4.69</td><td>Average</td><td>-----</td><td>-----</td></tr><tr><td>4</td><td>4824.00</td><td>57.01</td><td>74.00</td><td>-16.99</td><td>52.32</td><td>4.69</td><td>Peak</td><td>-----</td><td>-----</td></tr><tr><td>5</td><td>12864.00</td><td>52.08</td><td>54.00</td><td>-1.92</td><td>37.01</td><td>15.07</td><td>Average</td><td>-----</td><td>-----</td></tr><tr><td>6</td><td>12864.00</td><td>58.93</td><td>74.00</td><td>-15.07</td><td>43.86</td><td>15.07</td><td>Peak</td><td>-----</td><td>-----</td></tr></table>											Freq.	Emission	Limit	Margin	SA	Factor	Remark	ANT	Turn		MHz	level			reading			High	Table			dBuV/m	dBuV/m	dB	dBuV	dB		cm	deg	1	2390.00	37.38	54.00	-16.62	40.28	-2.90	Average	-----	-----	2	2390.00	56.64	74.00	-17.36	59.54	-2.90	Peak	-----	-----	3	4824.00	43.45	54.00	-10.55	38.76	4.69	Average	-----	-----	4	4824.00	57.01	74.00	-16.99	52.32	4.69	Peak	-----	-----	5	12864.00	52.08	54.00	-1.92	37.01	15.07	Average	-----	-----	6	12864.00	58.93	74.00	-15.07	43.86	15.07	Peak	-----	-----
	Freq.	Emission	Limit	Margin	SA	Factor	Remark	ANT	Turn																																																																																										
	MHz	level			reading			High	Table																																																																																										
		dBuV/m	dBuV/m	dB	dBuV	dB		cm	deg																																																																																										
1	2390.00	37.38	54.00	-16.62	40.28	-2.90	Average	-----	-----																																																																																										
2	2390.00	56.64	74.00	-17.36	59.54	-2.90	Peak	-----	-----																																																																																										
3	4824.00	43.45	54.00	-10.55	38.76	4.69	Average	-----	-----																																																																																										
4	4824.00	57.01	74.00	-16.99	52.32	4.69	Peak	-----	-----																																																																																										
5	12864.00	52.08	54.00	-1.92	37.01	15.07	Average	-----	-----																																																																																										
6	12864.00	58.93	74.00	-15.07	43.86	15.07	Peak	-----	-----																																																																																										
<p>Note 1: ">20dB" means spurious emission levels that exceed the level of 20 dB below the applicable limit.</p> <p>Note 2: For restricted bands, the peak measurement is fully sufficient, as the max field strength as measured with the Peak-Detector meets the AV-Limit so that the AV level does not need to be reported in addition.</p> <p>Note 3: For un-restricted bands, unwanted emissions shall be attenuated by at least 20 dB relative to the maximum measured in-band level.</p>																																																																																																			



International Certification Corp.

No. 3-1, Lane 6, Wen San 3rd St., Kwei Shan Hsiang, Tao Yuan Hsien 333, Taiwan, R.O.C.
Tel: 886-3-271-8666 Fax: 886-3-318-0155

Polarization	Horizontal	Test Freq. (MHz)	2437																																																																						
<div><div><div>Level (dBuV/m)</div><div><div><div><div><div><div>97</div><div>90</div><div>80</div><div>70</div><div>60</div><div>50</div><div>40</div><div>30</div><div>20</div><div>10</div><div>0</div></div><div><div><div><div>1000</div><div>4000</div><div>6000</div><div>8000</div><div>10000</div><div>12000</div><div>14000</div><div>16000</div><div>18000</div><div>20000</div><div>22000</div><div>24000</div><div>26500</div></div></div><div><div><div><div>2</div><div>4</div><div>6</div></div><div><div>1</div><div>3</div><div>5</div></div></div><div><div><div><div>FCC CLASS-B</div><div>FCC CLASS-B (AVG)</div></div></div></div></div><div><div>Frequency (MHz)</div><table><tr><th></th><th>Freq. MHz</th><th>Emission level dBuV/m</th><th>Limit dBuV/m</th><th>Margin dB</th><th>SA reading dBuV</th><th>Factor dB</th><th>Remark</th><th>ANT High cm</th><th>Turn Table deg</th></tr><tr><td>1</td><td>4874.00</td><td>42.57</td><td>54.00</td><td>-11.43</td><td>37.80</td><td>4.77</td><td>Average</td><td>-----</td><td>-----</td></tr><tr><td>2</td><td>4874.00</td><td>55.72</td><td>74.00</td><td>-18.28</td><td>50.95</td><td>4.77</td><td>Peak</td><td>-----</td><td>-----</td></tr><tr><td>3</td><td>7311.00</td><td>46.77</td><td>54.00</td><td>-7.23</td><td>37.20</td><td>9.57</td><td>Average</td><td>-----</td><td>-----</td></tr><tr><td>4</td><td>7311.00</td><td>61.47</td><td>74.00</td><td>-12.53</td><td>51.90</td><td>9.57</td><td>Peak</td><td>-----</td><td>-----</td></tr><tr><td>5</td><td>12997.00</td><td>46.28</td><td>54.00</td><td>-7.72</td><td>30.96</td><td>15.32</td><td>Average</td><td>-----</td><td>-----</td></tr><tr><td>6</td><td>12997.00</td><td>58.04</td><td>74.00</td><td>-15.96</td><td>42.72</td><td>15.32</td><td>Peak</td><td>-----</td><td>-----</td></tr></table></div></div></div></div></div></div></div></div>					Freq. MHz	Emission level dBuV/m	Limit dBuV/m	Margin dB	SA reading dBuV	Factor dB	Remark	ANT High cm	Turn Table deg	1	4874.00	42.57	54.00	-11.43	37.80	4.77	Average	-----	-----	2	4874.00	55.72	74.00	-18.28	50.95	4.77	Peak	-----	-----	3	7311.00	46.77	54.00	-7.23	37.20	9.57	Average	-----	-----	4	7311.00	61.47	74.00	-12.53	51.90	9.57	Peak	-----	-----	5	12997.00	46.28	54.00	-7.72	30.96	15.32	Average	-----	-----	6	12997.00	58.04	74.00	-15.96	42.72	15.32	Peak	-----	-----
	Freq. MHz	Emission level dBuV/m	Limit dBuV/m	Margin dB	SA reading dBuV	Factor dB	Remark	ANT High cm	Turn Table deg																																																																
1	4874.00	42.57	54.00	-11.43	37.80	4.77	Average	-----	-----																																																																
2	4874.00	55.72	74.00	-18.28	50.95	4.77	Peak	-----	-----																																																																
3	7311.00	46.77	54.00	-7.23	37.20	9.57	Average	-----	-----																																																																
4	7311.00	61.47	74.00	-12.53	51.90	9.57	Peak	-----	-----																																																																
5	12997.00	46.28	54.00	-7.72	30.96	15.32	Average	-----	-----																																																																
6	12997.00	58.04	74.00	-15.96	42.72	15.32	Peak	-----	-----																																																																
<div>Note 1: ">20dB" means spurious emission levels that exceed the level of 20 dB below the applicable limit. Note 2: For restricted bands, the peak measurement is fully sufficient, as the max field strength as measured with the Peak-Detector meets the AV-Limit so that the AV level does not need to be reported in addition. Note 3: For un-restricted bands, unwanted emissions shall be attenuated by at least 20 dB relative to the maximum measured in-band level.</div>																																																																									



International Certification Corp.

No. 3-1, Lane 6, Wen San 3rd St., Kwei Shan Hsiang, Tao Yuan Hsien 333, Taiwan, R.O.C.
Tel: 886-3-271-8666 Fax: 886-3-318-0155

Polarization	Vertical	Test Freq. (MHz)	2437
<div><div><div>Level (dBuV/m)</div><div><div><div></div><div></div><div></div><div></div><div></div><div></div><div></div><div></div><div></div><div></div><div></div><div></div><div></div><div></div><div></div><div></div><div></div><div></div><div></div><div></div><div></div><div></div><div></div><div></div><div></div><div></div><div></div><div></div><div></div><div></div><div></div><div></div><div></div><div></div><div></div><div></div><div></div><div></div><div></div><div></div><div></div><div></div><div></div><div></div><div></div><div></div><div></div><div></div><div></div><div></div><div></div><div></div><div></div><div></div><div></div><div></div><div></div><div></div><div></div><div></div><div></div><div></div><div></div><div></div><div></div><div></div><div></div><div></div><div></div><div></div><div></div><div></div><div></div><div></div><div></div><div></div><div></div><div></div><div></div><div></div><div></div><div></div><div></div><div></div><div></div><div></div><div></div><div></div><div></div><div></div><div></div><div></div><div></div><div></div><div></div><div></div><div></div><div></div><div></div><div></div><div></div><div></div><div></div><div></div><div></div><div></div><div></div><div></div><div></div><div></div><div></div><div></div><div></div><div></div><div></div><div></div><div></div><div></div><div></div><div></div><div></div><div></div><div></div><div></div><div></div><div></div><div></div><div></div><div></div><div></div><div></div><div></div><div></div><div></div><div></div><div></div><div></div><div></div><div></div><div></div><div></div><div></div><div></div><div></div><div></div><div></div><div></div><div></div><div></div><div></div><div></div><div></div><div></div><div></div><div></div><div></div><div></div><div></div><div></div><div></div><div></div><div></div><div></div><div></div><div></div><div></div><div></div><div></div><div></div><div></div><div></div><div></div><div></div><div></div><div></div><div></div><div></div><div></div><div></div><div></div><div></div><div></div><div></div><div></div><div></div><div></div><div></div><div></div><div></div><div></div><div></div><div></div><div></div><div></div><div></div><div></div><div></div><div></div><div></div><div></div><div></div><div></div><div></div><div></div><div></div><div></div><div></div><div></div><div></div><div></div><div></div><div></div><div></div><div></div><div></div><div></div><div></div><div></div><div></div><div></div><div></div><div></div><div></div><div></div><div></div><div></div><div></div><div></div><div></div><div></div><div></div><div></div><div></div><div></div><div></div><div></div><div></div><div></div><div></div><div></div><div></div><div></div><div></div><div></div><div></div><div></div><div></div><div></div><div></div><div></div><div></div><div></div><div></div><div></div><div></div><div></div><div></div><div></div><div></div><div></div><div></div><div></div><div></div><div></div><div></div><div></div><div></div><div></div><div></div><div></div><div></div><div></div><div></div><div></div><div></div><div></div><div></div><div></div><div></div><div></div><div></div><div></div><div></div><div></div><div></div><div></div><div></div><div></div><div></div><div></div><div></div><div></div><div></div><div></div><div></div><div></div><div></div><div></div><div></div><div></div><div></div><div></div><div></div><div></div><div></div><div></div><div></div><div></div><div></div><div></div><div></div><div></div><div></div><div></div><div></div><div></div><div></div><div></div><div></div><div></div><div></div><div></div><div></div><div></div><div></div><div></div><div></div><div></div><div></div><div></div><div></div><div></div><div></div><div></div><div></div><div></div><div></div><div></div><div></div><div></div><div></div><div></div><div></div><div></div><div></div><div></div><div></div><div></div><div></div><div></div><div></div><div></div><div></div><div></div><div></div><div></div><div></div><div></div><div></div><div></div><div></div><div></div><div></div><div></div><div></div><div></div><div></div><div></div><div></div><div></div><div></div><div></div><div></div><div></div><div></div><div></div><div></div><div></div><div></div><div></div><div></div><div></div><div></div><div></div><div></div><div></div><div></div><div></div><div></div><div></div><div></div><div></div><div></div><div></div><div></div><div></div><div></div><div></div><div></div><div></div><div></div><div></div><div></div><div></div><div></div><div></div><div></div><div></div><div></div><div></div><div></div><div></div><div></div><div></div><div></div><div></div><div></div><div></div><div></div><div></div><div></div><div></div><div></div><div></div><div></div><div></div><div></div><div></div><div></div><div></div><div></div><div></div><div></div><div></div><div></div><div></div><div></div><div></div><div></div><div></div><div></div><div></div><div></div><div></div><div></div><div></div><div></div><div></div><div></div><div></div><div></div><div></div><div></div><div></div><div></div><div></div><div></div><div></div><div></div><div></div><div></div><div></div><div></div><div></div><div></div><div></div><div></div><div></div><div></div><div></div><div></div><div></div><div></div><div></div><div></div><div></div><div></div><div></div><div></div><div></div><div></div><div></div><div></div><div></div><div></div><div></div><div></div><div></div><div></div><div></div><div></div><div></div><div></div><div></div><div></div><div></div><div></div><div></div><div></div><div></div><div></div><div></div><div></div><div></div><div></div><div></div><div></div><div></div><div></div><div></div><div></div><div></div><div></div><div></div><div></div><div></div><div></div><div></div><div></div><div></div><div></div><div></div><div></div><div></div><div></div><div></div><div></div><div></div><div></div><div></div><div></div><div></div><div></div><div></div><div></div><div></div><div></div><div></div><div></div><div></div><div></div><div></div><div></div><div></div><div></div><div></div><div></div><div></div><div></div><div></div><div></div><div></div><div></div><div></div><div></div><div></div><div></div><div></div><div></div><div></div><div></div><div></div><div></div><div></div><div></div><div></div><div></div><div></div><div></div><div></div><div></div><div></div><div></div><div></div><div></div><div></div><div></div><div></div><div></div><div></div><div></div><div></div><div></div><div></div><div></div><div></div><div></div><div></div><div></div><div></div><div></div><div></div><div></div><div></div><div></div><div></div><div></div><div></div><div></div><div></div><div></div><div></div><div></div><div></div><div></div><div></div><div></div><div></div><div></div><div></div><div></div><div></div><div></div><div></div><div></div><div></div><div></div><div></div><div></div><div></div><div></div><div></div><div></div><div></div><div></div><div></div><div></div><div></div><div></div><div></div><div></div><div></div><div></div><div></div><div></div><div></div><div></div><div></div><div></div><div></div><div></div><div></div><div></div><div></div><div></div><div></div><div></div><div></div><div></div><div></div><div></div><div></div><div></div><div></div><div></div><div></div><div></div><div></div><div></div><div></div><div></div><div></div><div></div><div></div><div></div><div></div><div></div><div></div><div></div><div></div><div></div><div></div><div></div><div></div><div></div><div></div><div></div><div></div><div></div><div></div><div></div><div></div><div></div><div></div><div></div><div></div><div></div><div></div><div></div><div></div><div></div><div></div><div></div><div></div><div></div><div></div><div></div><div></div><div></div><div></div><div></div><div></div><div></div><div></div><div></div><div></div><div></div><div></div><div></div><div></div><div></div><div></div><div></div><div></div><div></div><div></div><div></div><div></div><div></div><div></div><div></div><div></div><div></div><div></div><div></div><div></div><div></div><div></div><div></div><div></div><div></div><div></div><div></div><div></div><div></div><div></div><div></div><div></div><div></div><div></div><div></div><div></div><div></div><div></div><div></div><div></div><div></div><div></div><div></div><div></div><div></div><div></div><div></div><div></div><div></div><div></div><div></div><div></div><div></div><div></div><div></div><div></div><div></div><div></div><div></div><div></div><div></div><div></div><div></div><div></div><div></div><div></div><div></div><div></div><div></div><div></div><div></div><div></div><div></div><div></div><div></div><div></div><div></div><div></div><div></div><div></div><div></div><div></div><div></div><div></div><div></div><div></div><div></div><div></div><div></div><div></div><div></div><div></div><div></div><div></div><div></div><div></div><div></div><div></div><div></div><div></div><div></div><div></div><div></div><div></div><div></div><div></div><div></div><div></div><div></div><div></div><div></div><div></div><div></div><div></div><div></div><div></div><div></div><div></div><div></div><div></div><div></div><div></div><div></div><div></div><div></div><div></div><div></div><div></div><div></div><div></div><div></div><div></div><div></div><div></div><div></div><div></div><div></div><div></div><div></div><div></div><div></div><div></div><div></div><div></div><div></div><div></div><div></div><div></div><div></div><div></div><div></div><div></div><div></div><div></div><div></div><div></div><div></div><div></div><div></div><div></div><div></div><div></div><div></div><div></div><div></div><div></div><div></div><div></div><div></div><div></div><div></div><div></div><div></div><div></div><div></div><div></div><div></div><div></div><div></div><div></div><div></div><div></div><div></div><div></div><div></div><div></div><div></div><div></div><div></div><div></div><div></div><div></div><div></div><div></div><div></div><div></div><div></div><div></div><div></div><div></div><div></div><div></div><div></div><div></div><div></div><div></div><div></div><div></div><div></div><div></div><div></div><div></div><div></div><div></div><div></div><div></div><div></div><div></div><div></div><div></div><div></div><div></div><div></div><div></div><div></div><div></div><div></div><div></div><div></div><div></div><div></div><div></div><div></div><div></div><div></div><div></div><div></div><div></div><div></div><div></div><div></div><div></div><div></div><div></div><div></div><div></div><div></div><div></div><div></div><div></div><div></div><div></div><div></div><div></div><div></div><div></div><div></div><div></div><div></div><div></div><div></div><div></div><div></div><div></div><div></div><div></div><div></div><div></div><div></div><div></div><div></div><div></div><div></div><div></div><div></div><div></div><div></div><div></div><div></div><div></div><div></div><div></div><div></div><div></div><div></div><div></div><div></div><div></div><div></div><div></div><div></div><div></div><div></div><div></div><div></div><div></div><div></div><div></div><div></div><div></div><div></div><div></div><div></div><div></div><div></div><div></div><div></div><div></div><div></div><div></div><div></div><div></div><div></div><div></div><div></div><div></div><div></div><div></div><div></div><div></div><div></div><div></div><div></div><div></div><div></div><div></div><div></div><div></div><div></div><div></div><div></div><div></div><div></div><div></div><div></div><div></div><div></div><div></div><div></div><div></div><div></div><div></div><div></div><div></div><div></div><div></div><div></div><div></div><div></div><div></div><div></div><div></div><div></div><div></div><div></div><div></div><div></div><div></div><div></div><div></div><div></div><div></div><div></div><div></div><div></div><div></div><div></div><div></div><div></div><div></div><div></div><div></div><div></div><div></div><div></div><div></div><div></div><div></div><div></div><div></div><div></div><div></div><div></div><div></div><div></div><div></div><div></div><div></div><div></div><div></div><div></div><div></div><div></div><div></div><div></div><div></div><div></div><div></div><div></div><div></div><div></div><div></div><div></div><div></div><div></div><div></div><div></div><div></div><div></div><div></div></div></div></div></div>			



International Certification Corp.

No. 3-1, Lane 6, Wen San 3rd St., Kwei Shan Hsiang, Tao Yuan Hsien 333, Taiwan, R.O.C.

Tel: 886-3-271-8666

Fax: 886-3-318-0155

Polarization	Horizontal				Test Freq. (MHz)		2462																																																																																												
<div><div><div>Level (dBuV/m)</div><div><div><div><div><div><div>97</div><div>90</div><div>80</div><div>70</div><div>60</div><div>50</div><div>40</div><div>30</div><div>20</div><div>10</div><div>0</div></div><div><div><div><div>2</div><div>4</div><div>6</div></div><div><div><div>1</div><div>3</div><div>5</div></div></div><div><div><div><div><div>1000</div><div>4000</div><div>6000</div><div>8000</div><div>10000</div><div>12000</div><div>14000</div><div>16000</div><div>18000</div><div>20000</div><div>22000</div><div>24000</div><div>26500</div></div><div>Frequency (MHz)</div></div><div><div><div><div>FCC CLASS-B</div><div>FCC CLASS-B (AVG)</div></div></div></div></div><div><table><tr><th></th><th>Freq.</th><th>Emission</th><th>Limit</th><th>Margin</th><th>SA</th><th>Factor</th><th>Remark</th><th>ANT</th><th>Turn</th></tr><tr><th></th><th>MHz</th><th>level</th><th>dBuV/m</th><th>dB</th><th>reading</th><th>dB</th><th></th><th>High</th><th>Table</th></tr><tr><th></th><th></th><th></th><th></th><th></th><th></th><th></th><th></th><th>cm</th><th>deg</th></tr><tr><td>1</td><td>2483.50</td><td>47.67</td><td>54.00</td><td>-6.33</td><td>50.10</td><td>-2.43</td><td>Average</td><td>-----</td><td>-----</td></tr><tr><td>2</td><td>2483.50</td><td>65.97</td><td>74.00</td><td>-8.03</td><td>68.40</td><td>-2.43</td><td>Peak</td><td>-----</td><td>-----</td></tr><tr><td>3</td><td>4924.00</td><td>42.05</td><td>54.00</td><td>-11.95</td><td>37.19</td><td>4.86</td><td>Average</td><td>-----</td><td>-----</td></tr><tr><td>4</td><td>4924.00</td><td>55.31</td><td>74.00</td><td>-18.69</td><td>50.45</td><td>4.86</td><td>Peak</td><td>-----</td><td>-----</td></tr><tr><td>5</td><td>13130.00</td><td>45.55</td><td>54.00</td><td>-8.45</td><td>29.84</td><td>15.71</td><td>Average</td><td>-----</td><td>-----</td></tr><tr><td>6</td><td>13130.00</td><td>57.24</td><td>74.00</td><td>-16.76</td><td>41.53</td><td>15.71</td><td>Peak</td><td>-----</td><td>-----</td></tr></table></div></div></div></div></div></div></div></div></div></div>											Freq.	Emission	Limit	Margin	SA	Factor	Remark	ANT	Turn		MHz	level	dBuV/m	dB	reading	dB		High	Table									cm	deg	1	2483.50	47.67	54.00	-6.33	50.10	-2.43	Average	-----	-----	2	2483.50	65.97	74.00	-8.03	68.40	-2.43	Peak	-----	-----	3	4924.00	42.05	54.00	-11.95	37.19	4.86	Average	-----	-----	4	4924.00	55.31	74.00	-18.69	50.45	4.86	Peak	-----	-----	5	13130.00	45.55	54.00	-8.45	29.84	15.71	Average	-----	-----	6	13130.00	57.24	74.00	-16.76	41.53	15.71	Peak	-----	-----
	Freq.	Emission	Limit	Margin	SA	Factor	Remark	ANT	Turn																																																																																										
	MHz	level	dBuV/m	dB	reading	dB		High	Table																																																																																										
								cm	deg																																																																																										
1	2483.50	47.67	54.00	-6.33	50.10	-2.43	Average	-----	-----																																																																																										
2	2483.50	65.97	74.00	-8.03	68.40	-2.43	Peak	-----	-----																																																																																										
3	4924.00	42.05	54.00	-11.95	37.19	4.86	Average	-----	-----																																																																																										
4	4924.00	55.31	74.00	-18.69	50.45	4.86	Peak	-----	-----																																																																																										
5	13130.00	45.55	54.00	-8.45	29.84	15.71	Average	-----	-----																																																																																										
6	13130.00	57.24	74.00	-16.76	41.53	15.71	Peak	-----	-----																																																																																										
<div><div>Note 1: ">20dB" means spurious emission levels that exceed the level of 20 dB below the applicable limit.</div><div>Note 2: For restricted bands, the peak measurement is fully sufficient, as the max field strength as measured with the Peak-Detector meets the AV-Limit so that the AV level does not need to be reported in addition.</div><div>Note 3: For un-restricted bands, unwanted emissions shall be attenuated by at least 20 dB relative to the maximum measured in-band level.</div></div>																																																																																																			



Polarization	Vertical	Test Freq. (MHz)	2462																																																																																																
<div><p>Level (dBuV/m)</p></div> <table><tr><th></th><th>Freq.</th><th>Emission</th><th>Limit</th><th>Margin</th><th>SA</th><th>Factor</th><th>Remark</th><th>ANT</th><th>Turn</th></tr><tr><th></th><th>MHz</th><th>level</th><th>dBuV/m</th><th>dB</th><th>reading</th><th>dB</th><th></th><th>High</th><th>Table</th></tr><tr><th></th><th></th><th></th><th></th><th></th><th></th><th></th><th></th><th>cm</th><th>deg</th></tr><tr><td>1</td><td>2483.50</td><td>45.87</td><td>54.00</td><td>-8.13</td><td>48.30</td><td>-2.43</td><td>Average</td><td>-----</td><td>-----</td></tr><tr><td>2</td><td>2483.50</td><td>64.17</td><td>74.00</td><td>-9.83</td><td>66.60</td><td>-2.43</td><td>Peak</td><td>-----</td><td>-----</td></tr><tr><td>3</td><td>4924.00</td><td>42.95</td><td>54.00</td><td>-11.05</td><td>38.09</td><td>4.86</td><td>Average</td><td>-----</td><td>-----</td></tr><tr><td>4</td><td>4924.00</td><td>59.55</td><td>74.00</td><td>-14.45</td><td>54.69</td><td>4.86</td><td>Peak</td><td>-----</td><td>-----</td></tr><tr><td>5</td><td>13130.00</td><td>50.51</td><td>54.00</td><td>-3.49</td><td>34.80</td><td>15.71</td><td>Average</td><td>-----</td><td>-----</td></tr><tr><td>6</td><td>13130.00</td><td>58.41</td><td>74.00</td><td>-15.59</td><td>42.70</td><td>15.71</td><td>Peak</td><td>-----</td><td>-----</td></tr></table>											Freq.	Emission	Limit	Margin	SA	Factor	Remark	ANT	Turn		MHz	level	dBuV/m	dB	reading	dB		High	Table									cm	deg	1	2483.50	45.87	54.00	-8.13	48.30	-2.43	Average	-----	-----	2	2483.50	64.17	74.00	-9.83	66.60	-2.43	Peak	-----	-----	3	4924.00	42.95	54.00	-11.05	38.09	4.86	Average	-----	-----	4	4924.00	59.55	74.00	-14.45	54.69	4.86	Peak	-----	-----	5	13130.00	50.51	54.00	-3.49	34.80	15.71	Average	-----	-----	6	13130.00	58.41	74.00	-15.59	42.70	15.71	Peak	-----	-----
	Freq.	Emission	Limit	Margin	SA	Factor	Remark	ANT	Turn																																																																																										
	MHz	level	dBuV/m	dB	reading	dB		High	Table																																																																																										
								cm	deg																																																																																										
1	2483.50	45.87	54.00	-8.13	48.30	-2.43	Average	-----	-----																																																																																										
2	2483.50	64.17	74.00	-9.83	66.60	-2.43	Peak	-----	-----																																																																																										
3	4924.00	42.95	54.00	-11.05	38.09	4.86	Average	-----	-----																																																																																										
4	4924.00	59.55	74.00	-14.45	54.69	4.86	Peak	-----	-----																																																																																										
5	13130.00	50.51	54.00	-3.49	34.80	15.71	Average	-----	-----																																																																																										
6	13130.00	58.41	74.00	-15.59	42.70	15.71	Peak	-----	-----																																																																																										
<p>Note 1: ">20dB" means spurious emission levels that exceed the level of 20 dB below the applicable limit.</p> <p>Note 2: For restricted bands, the peak measurement is fully sufficient, as the max field strength as measured with the Peak-Detector meets the AV-Limit so that the AV level does not need to be reported in addition.</p> <p>Note 3: For un-restricted bands, unwanted emissions shall be attenuated by at least 20 dB relative to the maximum measured in-band level.</p>																																																																																																			



3.5.7 Transmitter Radiated Unwanted Emissions (Above 1GHz) for HT20

Polarization	Horizontal			Test Freq. (MHz)		2412			
<div></div>									
	Freq.	Emission	Limit	Margin	SA	Factor	Remark	ANT	Turn
	MHz	level			reading			High	Table
		dBuV/m	dBuV/m	dB	dBuV	dB		cm	deg
1	2390.00	39.27	54.00	-14.73	42.15	-2.88	Average	-----	-----
2	2390.00	53.52	74.00	-20.48	56.40	-2.88	Peak	-----	-----
3	4824.00	43.52	54.00	-10.48	38.83	4.69	Average	-----	-----
4	4824.00	56.79	74.00	-17.21	52.10	4.69	Peak	-----	-----
5	12864.00	45.07	54.00	-8.93	29.99	15.08	Average	-----	-----
6	12864.00	56.68	74.00	-17.32	41.60	15.08	Peak	-----	-----

Note 1: ">20dB" means spurious emission levels that exceed the level of 20 dB below the applicable limit.

Note 2: For restricted bands, the peak measurement is fully sufficient, as the max field strength as measured with the Peak-Detector meets the AV-Limit so that the AV level does not need to be reported in addition.

Note 3: For un-restricted bands, unwanted emissions shall be attenuated by at least 20 dB relative to the maximum measured in-band level.



International Certification Corp.

No. 3-1, Lane 6, Wen San 3rd St., Kwei Shan Hsiang, Tao Yuan Hsien 333, Taiwan, R.O.C.

Tel: 886-3-271-8666

Fax: 886-3-318-0155

Polarization	Vertical	Test Freq. (MHz)	2412																																																																												
<div><p>Level (dBuV/m)</p><p>Frequency (MHz)</p></div> <table><tr><th></th><th>Freq. MHz</th><th>Emission level dBuV/m</th><th>Limit dBuV/m</th><th>Margin dB</th><th>SA reading dBuV</th><th>Factor dB</th><th>Remark</th><th>ANT High cm</th><th>Turn Table deg</th></tr><tr><td>1</td><td>2390.00</td><td>38.03</td><td>54.00</td><td>-15.97</td><td>40.91</td><td>-2.88</td><td>Average</td><td>-----</td><td>-----</td></tr><tr><td>2</td><td>2390.00</td><td>52.52</td><td>74.00</td><td>-21.48</td><td>55.40</td><td>-2.88</td><td>Peak</td><td>-----</td><td>-----</td></tr><tr><td>3</td><td>4824.00</td><td>41.60</td><td>54.00</td><td>-12.40</td><td>36.91</td><td>4.69</td><td>Average</td><td>-----</td><td>-----</td></tr><tr><td>4</td><td>4824.00</td><td>55.69</td><td>74.00</td><td>-18.31</td><td>51.00</td><td>4.69</td><td>Peak</td><td>-----</td><td>-----</td></tr><tr><td>5</td><td>12864.00</td><td>48.61</td><td>54.00</td><td>-5.39</td><td>33.53</td><td>15.08</td><td>Average</td><td>-----</td><td>-----</td></tr><tr><td>6</td><td>12864.00</td><td>57.67</td><td>74.00</td><td>-16.33</td><td>42.59</td><td>15.08</td><td>Peak</td><td>-----</td><td>-----</td></tr></table>											Freq. MHz	Emission level dBuV/m	Limit dBuV/m	Margin dB	SA reading dBuV	Factor dB	Remark	ANT High cm	Turn Table deg	1	2390.00	38.03	54.00	-15.97	40.91	-2.88	Average	-----	-----	2	2390.00	52.52	74.00	-21.48	55.40	-2.88	Peak	-----	-----	3	4824.00	41.60	54.00	-12.40	36.91	4.69	Average	-----	-----	4	4824.00	55.69	74.00	-18.31	51.00	4.69	Peak	-----	-----	5	12864.00	48.61	54.00	-5.39	33.53	15.08	Average	-----	-----	6	12864.00	57.67	74.00	-16.33	42.59	15.08	Peak	-----	-----
	Freq. MHz	Emission level dBuV/m	Limit dBuV/m	Margin dB	SA reading dBuV	Factor dB	Remark	ANT High cm	Turn Table deg																																																																						
1	2390.00	38.03	54.00	-15.97	40.91	-2.88	Average	-----	-----																																																																						
2	2390.00	52.52	74.00	-21.48	55.40	-2.88	Peak	-----	-----																																																																						
3	4824.00	41.60	54.00	-12.40	36.91	4.69	Average	-----	-----																																																																						
4	4824.00	55.69	74.00	-18.31	51.00	4.69	Peak	-----	-----																																																																						
5	12864.00	48.61	54.00	-5.39	33.53	15.08	Average	-----	-----																																																																						
6	12864.00	57.67	74.00	-16.33	42.59	15.08	Peak	-----	-----																																																																						
<p>Note 1: ">20dB" means spurious emission levels that exceed the level of 20 dB below the applicable limit.</p> <p>Note 2: For restricted bands, the peak measurement is fully sufficient, as the max field strength as measured with the Peak-Detector meets the AV-Limit so that the AV level does not need to be reported in addition.</p> <p>Note 3: For un-restricted bands, unwanted emissions shall be attenuated by at least 20 dB relative to the maximum measured in-band level.</p>																																																																															



Polarization	Horizontal				Test Freq. (MHz)		2437																																																																																												
<div><p>Level (dBuV/m)</p><p>Frequency (MHz)</p></div> <table><tr><th></th><th>Freq.</th><th>Emission</th><th>Limit</th><th>Margin</th><th>SA</th><th>Factor</th><th>Remark</th><th>ANT</th><th>Turn</th></tr><tr><th></th><th>MHz</th><th>level</th><th>dBuV/m</th><th>dB</th><th>reading</th><th>dB</th><th></th><th>High</th><th>Table</th></tr><tr><th></th><th></th><th></th><th></th><th></th><th></th><th></th><th></th><th>cm</th><th>deg</th></tr><tr><td>1</td><td>4874.00</td><td>43.57</td><td>54.00</td><td>-10.43</td><td>38.80</td><td>4.77</td><td>Average</td><td>-----</td><td>-----</td></tr><tr><td>2</td><td>4874.00</td><td>57.37</td><td>74.00</td><td>-16.63</td><td>52.60</td><td>4.77</td><td>Peak</td><td>-----</td><td>-----</td></tr><tr><td>3</td><td>7311.00</td><td>42.28</td><td>54.00</td><td>-11.72</td><td>32.71</td><td>9.57</td><td>Average</td><td>-----</td><td>-----</td></tr><tr><td>4</td><td>7311.00</td><td>58.02</td><td>74.00</td><td>-15.98</td><td>48.45</td><td>9.57</td><td>Peak</td><td>-----</td><td>-----</td></tr><tr><td>5</td><td>12997.00</td><td>44.45</td><td>54.00</td><td>-9.55</td><td>29.13</td><td>15.32</td><td>Average</td><td>-----</td><td>-----</td></tr><tr><td>6</td><td>12997.00</td><td>57.22</td><td>74.00</td><td>-16.78</td><td>41.90</td><td>15.32</td><td>Peak</td><td>-----</td><td>-----</td></tr></table>											Freq.	Emission	Limit	Margin	SA	Factor	Remark	ANT	Turn		MHz	level	dBuV/m	dB	reading	dB		High	Table									cm	deg	1	4874.00	43.57	54.00	-10.43	38.80	4.77	Average	-----	-----	2	4874.00	57.37	74.00	-16.63	52.60	4.77	Peak	-----	-----	3	7311.00	42.28	54.00	-11.72	32.71	9.57	Average	-----	-----	4	7311.00	58.02	74.00	-15.98	48.45	9.57	Peak	-----	-----	5	12997.00	44.45	54.00	-9.55	29.13	15.32	Average	-----	-----	6	12997.00	57.22	74.00	-16.78	41.90	15.32	Peak	-----	-----
	Freq.	Emission	Limit	Margin	SA	Factor	Remark	ANT	Turn																																																																																										
	MHz	level	dBuV/m	dB	reading	dB		High	Table																																																																																										
								cm	deg																																																																																										
1	4874.00	43.57	54.00	-10.43	38.80	4.77	Average	-----	-----																																																																																										
2	4874.00	57.37	74.00	-16.63	52.60	4.77	Peak	-----	-----																																																																																										
3	7311.00	42.28	54.00	-11.72	32.71	9.57	Average	-----	-----																																																																																										
4	7311.00	58.02	74.00	-15.98	48.45	9.57	Peak	-----	-----																																																																																										
5	12997.00	44.45	54.00	-9.55	29.13	15.32	Average	-----	-----																																																																																										
6	12997.00	57.22	74.00	-16.78	41.90	15.32	Peak	-----	-----																																																																																										
<p>Note 1: ">20dB" means spurious emission levels that exceed the level of 20 dB below the applicable limit.</p> <p>Note 2: For restricted bands, the peak measurement is fully sufficient, as the max field strength as measured with the Peak-Detector meets the AV-Limit so that the AV level does not need to be reported in addition.</p> <p>Note 3: For un-restricted bands, unwanted emissions shall be attenuated by at least 20 dB relative to the maximum measured in-band level.</p>																																																																																																			



Polarization	Vertical	Test Freq. (MHz)	2437																																																																						
<div><div><div>Level (dBuV/m)</div><div><div><div><div><div><div>97</div><div>90</div><div>80</div><div>70</div><div>60</div><div>50</div><div>40</div><div>30</div><div>20</div><div>10</div><div>0</div></div><div><div><div><div>2</div><div>4</div><div>6</div></div><div><div>1</div><div>3</div><div>5</div></div></div><div><div><div><div>1000</div><div>4000</div><div>6000</div><div>8000</div><div>10000</div><div>12000</div><div>14000</div><div>16000</div><div>18000</div><div>20000</div><div>22000</div><div>24000</div><div>26500</div></div><div>Frequency (MHz)</div></div><div><div><div>FCC CLASS-B</div><div>FCC CLASS-B (AVG)</div></div></div></div></div><table><tr><th></th><th>Freq. MHz</th><th>Emission level dBuV/m</th><th>Limit dBuV/m</th><th>Margin dB</th><th>SA reading dBuV</th><th>Factor dB</th><th>Remark</th><th>ANT High cm</th><th>Turn Table deg</th></tr><tr><td>1</td><td>4874.00</td><td>41.57</td><td>54.00</td><td>-12.43</td><td>36.80</td><td>4.77</td><td>Average</td><td>-----</td><td>-----</td></tr><tr><td>2</td><td>4874.00</td><td>55.77</td><td>74.00</td><td>-18.23</td><td>51.00</td><td>4.77</td><td>Peak</td><td>-----</td><td>-----</td></tr><tr><td>3</td><td>7311.00</td><td>43.87</td><td>54.00</td><td>-10.13</td><td>34.30</td><td>9.57</td><td>Average</td><td>-----</td><td>-----</td></tr><tr><td>4</td><td>7311.00</td><td>59.20</td><td>74.00</td><td>-14.80</td><td>49.63</td><td>9.57</td><td>Peak</td><td>-----</td><td>-----</td></tr><tr><td>5</td><td>12997.00</td><td>47.76</td><td>54.00</td><td>-6.24</td><td>32.44</td><td>15.32</td><td>Average</td><td>-----</td><td>-----</td></tr><tr><td>6</td><td>12997.00</td><td>57.47</td><td>74.00</td><td>-16.53</td><td>42.15</td><td>15.32</td><td>Peak</td><td>-----</td><td>-----</td></tr></table></div></div></div></div></div></div>					Freq. MHz	Emission level dBuV/m	Limit dBuV/m	Margin dB	SA reading dBuV	Factor dB	Remark	ANT High cm	Turn Table deg	1	4874.00	41.57	54.00	-12.43	36.80	4.77	Average	-----	-----	2	4874.00	55.77	74.00	-18.23	51.00	4.77	Peak	-----	-----	3	7311.00	43.87	54.00	-10.13	34.30	9.57	Average	-----	-----	4	7311.00	59.20	74.00	-14.80	49.63	9.57	Peak	-----	-----	5	12997.00	47.76	54.00	-6.24	32.44	15.32	Average	-----	-----	6	12997.00	57.47	74.00	-16.53	42.15	15.32	Peak	-----	-----
	Freq. MHz	Emission level dBuV/m	Limit dBuV/m	Margin dB	SA reading dBuV	Factor dB	Remark	ANT High cm	Turn Table deg																																																																
1	4874.00	41.57	54.00	-12.43	36.80	4.77	Average	-----	-----																																																																
2	4874.00	55.77	74.00	-18.23	51.00	4.77	Peak	-----	-----																																																																
3	7311.00	43.87	54.00	-10.13	34.30	9.57	Average	-----	-----																																																																
4	7311.00	59.20	74.00	-14.80	49.63	9.57	Peak	-----	-----																																																																
5	12997.00	47.76	54.00	-6.24	32.44	15.32	Average	-----	-----																																																																
6	12997.00	57.47	74.00	-16.53	42.15	15.32	Peak	-----	-----																																																																
<div><div>Note 1: ">20dB" means spurious emission levels that exceed the level of 20 dB below the applicable limit.</div><div>Note 2: For restricted bands, the peak measurement is fully sufficient, as the max field strength as measured with the Peak-Detector meets the AV-Limit so that the AV level does not need to be reported in addition.</div><div>Note 3: For un-restricted bands, unwanted emissions shall be attenuated by at least 20 dB relative to the maximum measured in-band level.</div></div>																																																																									



International Certification Corp.

No. 3-1, Lane 6, Wen San 3rd St., Kwei Shan Hsiang, Tao Yuan Hsien 333, Taiwan, R.O.C.
Tel: 886-3-271-8666 Fax: 886-3-318-0155

Polarization	Horizontal		Test Freq. (MHz)		2462																																																																																											
<div><div><div>Level (dBuV/m)</div><div><div><div><div><div><div>97</div><div>90</div><div>80</div><div>70</div><div>60</div><div>50</div><div>40</div><div>30</div><div>20</div><div>10</div><div>0</div></div><div><div><div><div>2</div><div>4</div><div>6</div></div><div><div><div>1</div><div>3</div><div>5</div></div></div><div><div><div><div>1000</div><div>4000</div><div>6000</div><div>8000</div><div>10000</div><div>12000</div><div>14000</div><div>16000</div><div>18000</div><div>20000</div><div>22000</div><div>24000</div><div>26500</div></div><div>Frequency (MHz)</div></div></div><div><div><div>FCC CLASS-B</div><div>FCC CLASS-B (AVG)</div></div></div></div></div><table><tr><th></th><th>Freq.</th><th>Emission</th><th>Limit</th><th>Margin</th><th>SA</th><th>Factor</th><th>Remark</th><th>ANT</th><th>Turn</th></tr><tr><th></th><th>MHz</th><th>level</th><th></th><th></th><th>reading</th><th></th><th></th><th>High</th><th>Table</th></tr><tr><th></th><th></th><th>dBuV/m</th><th>dBuV/m</th><th>dB</th><th>dBuV</th><th>dB</th><th></th><th>cm</th><th>deg</th></tr><tr><td>1</td><td>2483.50</td><td>47.57</td><td>54.00</td><td>-6.43</td><td>50.00</td><td>-2.43</td><td>Average</td><td>-----</td><td>-----</td></tr><tr><td>2</td><td>2483.50</td><td>64.67</td><td>74.00</td><td>-9.33</td><td>67.10</td><td>-2.43</td><td>Peak</td><td>-----</td><td>-----</td></tr><tr><td>3</td><td>4924.00</td><td>43.96</td><td>54.00</td><td>-10.04</td><td>39.10</td><td>4.86</td><td>Average</td><td>-----</td><td>-----</td></tr><tr><td>4</td><td>4924.00</td><td>57.88</td><td>74.00</td><td>-16.12</td><td>53.02</td><td>4.86</td><td>Peak</td><td>-----</td><td>-----</td></tr><tr><td>5</td><td>13130.00</td><td>43.86</td><td>54.00</td><td>-10.14</td><td>28.15</td><td>15.71</td><td>Average</td><td>-----</td><td>-----</td></tr><tr><td>6</td><td>13130.00</td><td>56.25</td><td>74.00</td><td>-17.75</td><td>40.54</td><td>15.71</td><td>Peak</td><td>-----</td><td>-----</td></tr></table></div></div></div></div></div></div>								Freq.	Emission	Limit	Margin	SA	Factor	Remark	ANT	Turn		MHz	level			reading			High	Table			dBuV/m	dBuV/m	dB	dBuV	dB		cm	deg	1	2483.50	47.57	54.00	-6.43	50.00	-2.43	Average	-----	-----	2	2483.50	64.67	74.00	-9.33	67.10	-2.43	Peak	-----	-----	3	4924.00	43.96	54.00	-10.04	39.10	4.86	Average	-----	-----	4	4924.00	57.88	74.00	-16.12	53.02	4.86	Peak	-----	-----	5	13130.00	43.86	54.00	-10.14	28.15	15.71	Average	-----	-----	6	13130.00	56.25	74.00	-17.75	40.54	15.71	Peak	-----	-----
	Freq.	Emission	Limit	Margin	SA	Factor	Remark	ANT	Turn																																																																																							
	MHz	level			reading			High	Table																																																																																							
		dBuV/m	dBuV/m	dB	dBuV	dB		cm	deg																																																																																							
1	2483.50	47.57	54.00	-6.43	50.00	-2.43	Average	-----	-----																																																																																							
2	2483.50	64.67	74.00	-9.33	67.10	-2.43	Peak	-----	-----																																																																																							
3	4924.00	43.96	54.00	-10.04	39.10	4.86	Average	-----	-----																																																																																							
4	4924.00	57.88	74.00	-16.12	53.02	4.86	Peak	-----	-----																																																																																							
5	13130.00	43.86	54.00	-10.14	28.15	15.71	Average	-----	-----																																																																																							
6	13130.00	56.25	74.00	-17.75	40.54	15.71	Peak	-----	-----																																																																																							
<div><div>Note 1: ">20dB" means spurious emission levels that exceed the level of 20 dB below the applicable limit.</div><div>Note 2: For restricted bands, the peak measurement is fully sufficient, as the max field strength as measured with the Peak-Detector meets the AV-Limit so that the AV level does not need to be reported in addition.</div><div>Note 3: For un-restricted bands, unwanted emissions shall be attenuated by at least 20 dB relative to the maximum measured in-band level.</div></div>																																																																																																



International Certification Corp.

No. 3-1, Lane 6, Wen San 3rd St., Kwei Shan Hsiang, Tao Yuan Hsien 333, Taiwan, R.O.C.

Tel: 886-3-271-8666

Fax: 886-3-318-0155

Polarization	Vertical	Test Freq. (MHz)	2462																																																																																																
<div><p>Level (dBuV/m)</p></div> <table><tr><th></th><th>Freq.</th><th>Emission</th><th>Limit</th><th>Margin</th><th>SA</th><th>Factor</th><th>Remark</th><th>ANT</th><th>Turn</th></tr><tr><th></th><th>MHz</th><th>level</th><th>dBuV/m</th><th>dB</th><th>reading</th><th>dB</th><th></th><th>High</th><th>Table</th></tr><tr><th></th><th></th><th></th><th></th><th></th><th></th><th></th><th></th><th>cm</th><th>deg</th></tr><tr><td>1</td><td>2483.50</td><td>44.20</td><td>54.00</td><td>-9.80</td><td>46.63</td><td>-2.43</td><td>Average</td><td>-----</td><td>-----</td></tr><tr><td>2</td><td>2483.50</td><td>61.32</td><td>74.00</td><td>-12.68</td><td>63.75</td><td>-2.43</td><td>Peak</td><td>-----</td><td>-----</td></tr><tr><td>3</td><td>4924.00</td><td>41.88</td><td>54.00</td><td>-12.12</td><td>37.02</td><td>4.86</td><td>Average</td><td>-----</td><td>-----</td></tr><tr><td>4</td><td>4924.00</td><td>56.03</td><td>74.00</td><td>-17.97</td><td>51.17</td><td>4.86</td><td>Peak</td><td>-----</td><td>-----</td></tr><tr><td>5</td><td>13130.00</td><td>46.96</td><td>54.00</td><td>-7.04</td><td>31.25</td><td>15.71</td><td>Average</td><td>-----</td><td>-----</td></tr><tr><td>6</td><td>13130.00</td><td>56.85</td><td>74.00</td><td>-17.15</td><td>41.14</td><td>15.71</td><td>Peak</td><td>-----</td><td>-----</td></tr></table>											Freq.	Emission	Limit	Margin	SA	Factor	Remark	ANT	Turn		MHz	level	dBuV/m	dB	reading	dB		High	Table									cm	deg	1	2483.50	44.20	54.00	-9.80	46.63	-2.43	Average	-----	-----	2	2483.50	61.32	74.00	-12.68	63.75	-2.43	Peak	-----	-----	3	4924.00	41.88	54.00	-12.12	37.02	4.86	Average	-----	-----	4	4924.00	56.03	74.00	-17.97	51.17	4.86	Peak	-----	-----	5	13130.00	46.96	54.00	-7.04	31.25	15.71	Average	-----	-----	6	13130.00	56.85	74.00	-17.15	41.14	15.71	Peak	-----	-----
	Freq.	Emission	Limit	Margin	SA	Factor	Remark	ANT	Turn																																																																																										
	MHz	level	dBuV/m	dB	reading	dB		High	Table																																																																																										
								cm	deg																																																																																										
1	2483.50	44.20	54.00	-9.80	46.63	-2.43	Average	-----	-----																																																																																										
2	2483.50	61.32	74.00	-12.68	63.75	-2.43	Peak	-----	-----																																																																																										
3	4924.00	41.88	54.00	-12.12	37.02	4.86	Average	-----	-----																																																																																										
4	4924.00	56.03	74.00	-17.97	51.17	4.86	Peak	-----	-----																																																																																										
5	13130.00	46.96	54.00	-7.04	31.25	15.71	Average	-----	-----																																																																																										
6	13130.00	56.85	74.00	-17.15	41.14	15.71	Peak	-----	-----																																																																																										
<p>Note 1: ">20dB" means spurious emission levels that exceed the level of 20 dB below the applicable limit.</p> <p>Note 2: For restricted bands, the peak measurement is fully sufficient, as the max field strength as measured with the Peak-Detector meets the AV-Limit so that the AV level does not need to be reported in addition.</p> <p>Note 3: For un-restricted bands, unwanted emissions shall be attenuated by at least 20 dB relative to the maximum measured in-band level.</p>																																																																																																			



3.5.8 Transmitter Radiated Unwanted Emissions (Above 1GHz) for HT40

Polarization	Horizontal				Test Freq. (MHz)		2422																																																																								
<div></div> <table><tr><th></th><th>Freq. MHz</th><th>Emission level dBuV/m</th><th>Limit dBuV/m</th><th>Margin dB</th><th>SA reading dBuV</th><th>Factor dB</th><th>Remark</th><th>ANT High cm</th><th>Turn Table deg</th></tr><tr><td>1</td><td>2390.00</td><td>39.82</td><td>54.00</td><td>-14.18</td><td>42.70</td><td>-2.88</td><td>Average</td><td>-----</td><td>-----</td></tr><tr><td>2</td><td>2390.00</td><td>52.34</td><td>74.00</td><td>-21.66</td><td>55.22</td><td>-2.88</td><td>Peak</td><td>-----</td><td>-----</td></tr><tr><td>3</td><td>4844.00</td><td>42.98</td><td>54.00</td><td>-11.02</td><td>38.27</td><td>4.71</td><td>Average</td><td>-----</td><td>-----</td></tr><tr><td>4</td><td>4844.00</td><td>56.22</td><td>74.00</td><td>-17.78</td><td>51.51</td><td>4.71</td><td>Peak</td><td>-----</td><td>-----</td></tr><tr><td>5</td><td>12917.00</td><td>44.89</td><td>54.00</td><td>-9.11</td><td>29.72</td><td>15.17</td><td>Average</td><td>-----</td><td>-----</td></tr><tr><td>6</td><td>12917.00</td><td>56.33</td><td>74.00</td><td>-17.67</td><td>41.16</td><td>15.17</td><td>Peak</td><td>-----</td><td>-----</td></tr></table>											Freq. MHz	Emission level dBuV/m	Limit dBuV/m	Margin dB	SA reading dBuV	Factor dB	Remark	ANT High cm	Turn Table deg	1	2390.00	39.82	54.00	-14.18	42.70	-2.88	Average	-----	-----	2	2390.00	52.34	74.00	-21.66	55.22	-2.88	Peak	-----	-----	3	4844.00	42.98	54.00	-11.02	38.27	4.71	Average	-----	-----	4	4844.00	56.22	74.00	-17.78	51.51	4.71	Peak	-----	-----	5	12917.00	44.89	54.00	-9.11	29.72	15.17	Average	-----	-----	6	12917.00	56.33	74.00	-17.67	41.16	15.17	Peak	-----	-----
	Freq. MHz	Emission level dBuV/m	Limit dBuV/m	Margin dB	SA reading dBuV	Factor dB	Remark	ANT High cm	Turn Table deg																																																																						
1	2390.00	39.82	54.00	-14.18	42.70	-2.88	Average	-----	-----																																																																						
2	2390.00	52.34	74.00	-21.66	55.22	-2.88	Peak	-----	-----																																																																						
3	4844.00	42.98	54.00	-11.02	38.27	4.71	Average	-----	-----																																																																						
4	4844.00	56.22	74.00	-17.78	51.51	4.71	Peak	-----	-----																																																																						
5	12917.00	44.89	54.00	-9.11	29.72	15.17	Average	-----	-----																																																																						
6	12917.00	56.33	74.00	-17.67	41.16	15.17	Peak	-----	-----																																																																						
<p>Note 1: ">20dB" means spurious emission levels that exceed the level of 20 dB below the applicable limit.</p> <p>Note 2: For restricted bands, the peak measurement is fully sufficient, as the max field strength as measured with the Peak-Detector meets the AV-Limit so that the AV level does not need to be reported in addition.</p> <p>Note 3: For un-restricted bands, unwanted emissions shall be attenuated by at least 20 dB relative to the maximum measured in-band level.</p>																																																																															



International Certification Corp.

No. 3-1, Lane 6, Wen San 3rd St., Kwei Shan Hsiang, Tao Yuan Hsien 333, Taiwan, R.O.C.

Tel: 886-3-271-8666

Fax: 886-3-318-0155

Polarization	Vertical	Test Freq. (MHz)	2422																																																																												
<div></div> <table><tr><th></th><th>Freq. MHz</th><th>Emission level dBuV/m</th><th>Limit dBuV/m</th><th>Margin dB</th><th>SA reading dBuV</th><th>Factor dB</th><th>Remark</th><th>ANT High cm</th><th>Turn Table deg</th></tr><tr><td>1</td><td>2390.00</td><td>40.23</td><td>54.00</td><td>-13.77</td><td>43.11</td><td>-2.88</td><td>Average</td><td>-----</td><td>-----</td></tr><tr><td>2</td><td>2390.00</td><td>52.72</td><td>74.00</td><td>-21.28</td><td>55.60</td><td>-2.88</td><td>Peak</td><td>-----</td><td>-----</td></tr><tr><td>3</td><td>4844.00</td><td>41.05</td><td>54.00</td><td>-12.95</td><td>36.34</td><td>4.71</td><td>Average</td><td>-----</td><td>-----</td></tr><tr><td>4</td><td>4844.00</td><td>55.23</td><td>74.00</td><td>-18.77</td><td>50.52</td><td>4.71</td><td>Peak</td><td>-----</td><td>-----</td></tr><tr><td>5</td><td>12917.00</td><td>48.23</td><td>54.00</td><td>-5.77</td><td>33.06</td><td>15.17</td><td>Average</td><td>-----</td><td>-----</td></tr><tr><td>6</td><td>12917.00</td><td>57.28</td><td>74.00</td><td>-16.72</td><td>42.11</td><td>15.17</td><td>Peak</td><td>-----</td><td>-----</td></tr></table>											Freq. MHz	Emission level dBuV/m	Limit dBuV/m	Margin dB	SA reading dBuV	Factor dB	Remark	ANT High cm	Turn Table deg	1	2390.00	40.23	54.00	-13.77	43.11	-2.88	Average	-----	-----	2	2390.00	52.72	74.00	-21.28	55.60	-2.88	Peak	-----	-----	3	4844.00	41.05	54.00	-12.95	36.34	4.71	Average	-----	-----	4	4844.00	55.23	74.00	-18.77	50.52	4.71	Peak	-----	-----	5	12917.00	48.23	54.00	-5.77	33.06	15.17	Average	-----	-----	6	12917.00	57.28	74.00	-16.72	42.11	15.17	Peak	-----	-----
	Freq. MHz	Emission level dBuV/m	Limit dBuV/m	Margin dB	SA reading dBuV	Factor dB	Remark	ANT High cm	Turn Table deg																																																																						
1	2390.00	40.23	54.00	-13.77	43.11	-2.88	Average	-----	-----																																																																						
2	2390.00	52.72	74.00	-21.28	55.60	-2.88	Peak	-----	-----																																																																						
3	4844.00	41.05	54.00	-12.95	36.34	4.71	Average	-----	-----																																																																						
4	4844.00	55.23	74.00	-18.77	50.52	4.71	Peak	-----	-----																																																																						
5	12917.00	48.23	54.00	-5.77	33.06	15.17	Average	-----	-----																																																																						
6	12917.00	57.28	74.00	-16.72	42.11	15.17	Peak	-----	-----																																																																						
<p>Note 1: ">20dB" means spurious emission levels that exceed the level of 20 dB below the applicable limit.</p> <p>Note 2: For restricted bands, the peak measurement is fully sufficient, as the max field strength as measured with the Peak-Detector meets the AV-Limit so that the AV level does not need to be reported in addition.</p> <p>Note 3: For un-restricted bands, unwanted emissions shall be attenuated by at least 20 dB relative to the maximum measured in-band level.</p>																																																																															



International Certification Corp.

No. 3-1, Lane 6, Wen San 3rd St., Kwei Shan Hsiang, Tao Yuan Hsien 333, Taiwan, R.O.C.
Tel: 886-3-271-8666 Fax: 886-3-318-0155

Polarization	Horizontal				Test Freq. (MHz)		2437																																																																																		
<div><p>Level (dBuV/m)</p><p>Frequency (MHz)</p></div> <table><tr><th></th><th>Freq.</th><th>Emission level</th><th>Limit</th><th>Margin</th><th>SA reading</th><th>Factor</th><th>Remark</th><th>ANT High</th><th>Turn Table</th></tr><tr><th></th><th>MHz</th><th>dBuV/m</th><th>dBuV/m</th><th>dB</th><th>dBuV</th><th>dB</th><th></th><th>cm</th><th>deg</th></tr><tr><td>1</td><td>4874.00</td><td>43.11</td><td>54.00</td><td>-10.89</td><td>38.34</td><td>4.77</td><td>Average</td><td>-----</td><td>-----</td></tr><tr><td>2</td><td>4874.00</td><td>56.94</td><td>74.00</td><td>-17.06</td><td>52.17</td><td>4.77</td><td>Peak</td><td>-----</td><td>-----</td></tr><tr><td>3</td><td>7311.00</td><td>41.87</td><td>54.00</td><td>-12.13</td><td>32.30</td><td>9.57</td><td>Average</td><td>-----</td><td>-----</td></tr><tr><td>4</td><td>7311.00</td><td>57.76</td><td>74.00</td><td>-16.24</td><td>48.19</td><td>9.57</td><td>Peak</td><td>-----</td><td>-----</td></tr><tr><td>5</td><td>12997.00</td><td>43.99</td><td>54.00</td><td>-10.01</td><td>28.67</td><td>15.32</td><td>Average</td><td>-----</td><td>-----</td></tr><tr><td>6</td><td>12997.00</td><td>56.88</td><td>74.00</td><td>-17.12</td><td>41.56</td><td>15.32</td><td>Peak</td><td>-----</td><td>-----</td></tr></table>											Freq.	Emission level	Limit	Margin	SA reading	Factor	Remark	ANT High	Turn Table		MHz	dBuV/m	dBuV/m	dB	dBuV	dB		cm	deg	1	4874.00	43.11	54.00	-10.89	38.34	4.77	Average	-----	-----	2	4874.00	56.94	74.00	-17.06	52.17	4.77	Peak	-----	-----	3	7311.00	41.87	54.00	-12.13	32.30	9.57	Average	-----	-----	4	7311.00	57.76	74.00	-16.24	48.19	9.57	Peak	-----	-----	5	12997.00	43.99	54.00	-10.01	28.67	15.32	Average	-----	-----	6	12997.00	56.88	74.00	-17.12	41.56	15.32	Peak	-----	-----
	Freq.	Emission level	Limit	Margin	SA reading	Factor	Remark	ANT High	Turn Table																																																																																
	MHz	dBuV/m	dBuV/m	dB	dBuV	dB		cm	deg																																																																																
1	4874.00	43.11	54.00	-10.89	38.34	4.77	Average	-----	-----																																																																																
2	4874.00	56.94	74.00	-17.06	52.17	4.77	Peak	-----	-----																																																																																
3	7311.00	41.87	54.00	-12.13	32.30	9.57	Average	-----	-----																																																																																
4	7311.00	57.76	74.00	-16.24	48.19	9.57	Peak	-----	-----																																																																																
5	12997.00	43.99	54.00	-10.01	28.67	15.32	Average	-----	-----																																																																																
6	12997.00	56.88	74.00	-17.12	41.56	15.32	Peak	-----	-----																																																																																
<p>Note 1: ">20dB" means spurious emission levels that exceed the level of 20 dB below the applicable limit.</p> <p>Note 2: For restricted bands, the peak measurement is fully sufficient, as the max field strength as measured with the Peak-Detector meets the AV-Limit so that the AV level does not need to be reported in addition.</p> <p>Note 3: For un-restricted bands, unwanted emissions shall be attenuated by at least 20 dB relative to the maximum measured in-band level.</p>																																																																																									



Polarization	Vertical	Test Freq. (MHz)	2437																																																																												
<div><p>Level (dBuV/m)</p><p>Frequency (MHz)</p></div> <table><tr><th></th><th>Freq. MHz</th><th>Emission level dBuV/m</th><th>Limit dBuV/m</th><th>Margin dB</th><th>SA reading dBuV</th><th>Factor dB</th><th>Remark</th><th>ANT High cm</th><th>Turn Table deg</th></tr><tr><td>1</td><td>4874.00</td><td>41.21</td><td>54.00</td><td>-12.79</td><td>36.44</td><td>4.77</td><td>Average</td><td>-----</td><td>-----</td></tr><tr><td>2</td><td>4874.00</td><td>55.32</td><td>74.00</td><td>-18.68</td><td>50.55</td><td>4.77</td><td>Peak</td><td>-----</td><td>-----</td></tr><tr><td>3</td><td>7311.00</td><td>43.43</td><td>54.00</td><td>-10.57</td><td>33.86</td><td>9.57</td><td>Average</td><td>-----</td><td>-----</td></tr><tr><td>4</td><td>7311.00</td><td>58.86</td><td>74.00</td><td>-15.14</td><td>49.29</td><td>9.57</td><td>Peak</td><td>-----</td><td>-----</td></tr><tr><td>5</td><td>12997.00</td><td>47.35</td><td>54.00</td><td>-6.65</td><td>32.03</td><td>15.32</td><td>Average</td><td>-----</td><td>-----</td></tr><tr><td>6</td><td>12997.00</td><td>57.18</td><td>74.00</td><td>-16.82</td><td>41.86</td><td>15.32</td><td>Peak</td><td>-----</td><td>-----</td></tr></table>											Freq. MHz	Emission level dBuV/m	Limit dBuV/m	Margin dB	SA reading dBuV	Factor dB	Remark	ANT High cm	Turn Table deg	1	4874.00	41.21	54.00	-12.79	36.44	4.77	Average	-----	-----	2	4874.00	55.32	74.00	-18.68	50.55	4.77	Peak	-----	-----	3	7311.00	43.43	54.00	-10.57	33.86	9.57	Average	-----	-----	4	7311.00	58.86	74.00	-15.14	49.29	9.57	Peak	-----	-----	5	12997.00	47.35	54.00	-6.65	32.03	15.32	Average	-----	-----	6	12997.00	57.18	74.00	-16.82	41.86	15.32	Peak	-----	-----
	Freq. MHz	Emission level dBuV/m	Limit dBuV/m	Margin dB	SA reading dBuV	Factor dB	Remark	ANT High cm	Turn Table deg																																																																						
1	4874.00	41.21	54.00	-12.79	36.44	4.77	Average	-----	-----																																																																						
2	4874.00	55.32	74.00	-18.68	50.55	4.77	Peak	-----	-----																																																																						
3	7311.00	43.43	54.00	-10.57	33.86	9.57	Average	-----	-----																																																																						
4	7311.00	58.86	74.00	-15.14	49.29	9.57	Peak	-----	-----																																																																						
5	12997.00	47.35	54.00	-6.65	32.03	15.32	Average	-----	-----																																																																						
6	12997.00	57.18	74.00	-16.82	41.86	15.32	Peak	-----	-----																																																																						
<p>Note 1: ">20dB" means spurious emission levels that exceed the level of 20 dB below the applicable limit.</p> <p>Note 2: For restricted bands, the peak measurement is fully sufficient, as the max field strength as measured with the Peak-Detector meets the AV-Limit so that the AV level does not need to be reported in addition.</p> <p>Note 3: For un-restricted bands, unwanted emissions shall be attenuated by at least 20 dB relative to the maximum measured in-band level.</p>																																																																															



International Certification Corp.

No. 3-1, Lane 6, Wen San 3rd St., Kwei Shan Hsiang, Tao Yuan Hsien 333, Taiwan, R.O.C.
Tel: 886-3-271-8666 Fax: 886-3-318-0155

Polarization	Horizontal	Test Freq. (MHz)	2452																																																																						
<div><div><div>Level (dBuV/m)</div><div><div><div><div><div><div>97</div><div>90</div><div>80</div><div>70</div><div>60</div><div>50</div><div>40</div><div>30</div><div>20</div><div>10</div><div>0</div></div></div><div><div><div><div>2</div><div>4</div><div>6</div></div><div><div>1</div><div>3</div><div>5</div></div></div><div><div><div><div>1000</div><div>4000</div><div>6000</div><div>8000</div><div>10000</div><div>12000</div><div>14000</div><div>16000</div><div>18000</div><div>20000</div><div>22000</div><div>24000</div><div>26500</div></div></div><div><div>Frequency (MHz)</div></div></div><div><div><div>FCC CLASS-B</div><div>FCC CLASS-B (AVG)</div></div></div></div></div><table><thead><tr><th></th><th>Freq. MHz</th><th>Emission level dBuV/m</th><th>Limit dBuV/m</th><th>Margin dB</th><th>SA reading dBuV</th><th>Factor dB</th><th>Remark</th><th>ANT High cm</th><th>Turn Table deg</th></tr></thead><tbody><tr><td>1</td><td>2483.50</td><td>48.87</td><td>54.00</td><td>-5.13</td><td>51.30</td><td>-2.43</td><td>Average</td><td>-----</td><td>-----</td></tr><tr><td>2</td><td>2483.50</td><td>65.97</td><td>74.00</td><td>-8.03</td><td>68.40</td><td>-2.43</td><td>Peak</td><td>-----</td><td>-----</td></tr><tr><td>3</td><td>4904.00</td><td>43.48</td><td>54.00</td><td>-10.52</td><td>38.67</td><td>4.81</td><td>Average</td><td>-----</td><td>-----</td></tr><tr><td>4</td><td>4904.00</td><td>57.39</td><td>74.00</td><td>-16.61</td><td>52.58</td><td>4.81</td><td>Peak</td><td>-----</td><td>-----</td></tr><tr><td>5</td><td>13077.00</td><td>43.51</td><td>54.00</td><td>-10.49</td><td>27.95</td><td>15.56</td><td>Average</td><td>-----</td><td>-----</td></tr><tr><td>6</td><td>13077.00</td><td>55.96</td><td>74.00</td><td>-18.04</td><td>40.40</td><td>15.56</td><td>Peak</td><td>-----</td><td>-----</td></tr></tbody></table></div></div></div></div>					Freq. MHz	Emission level dBuV/m	Limit dBuV/m	Margin dB	SA reading dBuV	Factor dB	Remark	ANT High cm	Turn Table deg	1	2483.50	48.87	54.00	-5.13	51.30	-2.43	Average	-----	-----	2	2483.50	65.97	74.00	-8.03	68.40	-2.43	Peak	-----	-----	3	4904.00	43.48	54.00	-10.52	38.67	4.81	Average	-----	-----	4	4904.00	57.39	74.00	-16.61	52.58	4.81	Peak	-----	-----	5	13077.00	43.51	54.00	-10.49	27.95	15.56	Average	-----	-----	6	13077.00	55.96	74.00	-18.04	40.40	15.56	Peak	-----	-----
	Freq. MHz	Emission level dBuV/m	Limit dBuV/m	Margin dB	SA reading dBuV	Factor dB	Remark	ANT High cm	Turn Table deg																																																																
1	2483.50	48.87	54.00	-5.13	51.30	-2.43	Average	-----	-----																																																																
2	2483.50	65.97	74.00	-8.03	68.40	-2.43	Peak	-----	-----																																																																
3	4904.00	43.48	54.00	-10.52	38.67	4.81	Average	-----	-----																																																																
4	4904.00	57.39	74.00	-16.61	52.58	4.81	Peak	-----	-----																																																																
5	13077.00	43.51	54.00	-10.49	27.95	15.56	Average	-----	-----																																																																
6	13077.00	55.96	74.00	-18.04	40.40	15.56	Peak	-----	-----																																																																
<div>Note 1: ">20dB" means spurious emission levels that exceed the level of 20 dB below the applicable limit. Note 2: For restricted bands, the peak measurement is fully sufficient, as the max field strength as measured with the Peak-Detector meets the AV-Limit so that the AV level does not need to be reported in addition. Note 3: For un-restricted bands, unwanted emissions shall be attenuated by at least 20 dB relative to the maximum measured in-band level.</div>																																																																									



International Certification Corp.

No. 3-1, Lane 6, Wen San 3rd St., Kwei Shan Hsiang, Tao Yuan Hsien 333, Taiwan, R.O.C.

Tel: 886-3-271-8666

Fax: 886-3-318-0155

Polarization	Vertical	Test Freq. (MHz)	2452																																																																												
<div><p>Level (dBuV/m)</p><p>Frequency (MHz)</p></div> <table><tr><th></th><th>Freq. MHz</th><th>Emission level dBuV/m</th><th>Limit dBuV/m</th><th>Margin dB</th><th>SA reading dBuV</th><th>Factor dB</th><th>Remark</th><th>ANT High cm</th><th>Turn Table deg</th></tr><tr><td>1</td><td>2483.50</td><td>44.70</td><td>54.00</td><td>-9.30</td><td>47.13</td><td>-2.43</td><td>Average</td><td>-----</td><td>-----</td></tr><tr><td>2</td><td>2483.50</td><td>61.17</td><td>74.00</td><td>-12.83</td><td>63.60</td><td>-2.43</td><td>Peak</td><td>-----</td><td>-----</td></tr><tr><td>3</td><td>4904.00</td><td>41.39</td><td>54.00</td><td>-12.61</td><td>36.58</td><td>4.81</td><td>Average</td><td>-----</td><td>-----</td></tr><tr><td>4</td><td>4904.00</td><td>55.75</td><td>74.00</td><td>-18.25</td><td>50.94</td><td>4.81</td><td>Peak</td><td>-----</td><td>-----</td></tr><tr><td>5</td><td>13077.00</td><td>46.54</td><td>54.00</td><td>-7.46</td><td>30.98</td><td>15.56</td><td>Average</td><td>-----</td><td>-----</td></tr><tr><td>6</td><td>13077.00</td><td>56.37</td><td>74.00</td><td>-17.63</td><td>40.81</td><td>15.56</td><td>Peak</td><td>-----</td><td>-----</td></tr></table>											Freq. MHz	Emission level dBuV/m	Limit dBuV/m	Margin dB	SA reading dBuV	Factor dB	Remark	ANT High cm	Turn Table deg	1	2483.50	44.70	54.00	-9.30	47.13	-2.43	Average	-----	-----	2	2483.50	61.17	74.00	-12.83	63.60	-2.43	Peak	-----	-----	3	4904.00	41.39	54.00	-12.61	36.58	4.81	Average	-----	-----	4	4904.00	55.75	74.00	-18.25	50.94	4.81	Peak	-----	-----	5	13077.00	46.54	54.00	-7.46	30.98	15.56	Average	-----	-----	6	13077.00	56.37	74.00	-17.63	40.81	15.56	Peak	-----	-----
	Freq. MHz	Emission level dBuV/m	Limit dBuV/m	Margin dB	SA reading dBuV	Factor dB	Remark	ANT High cm	Turn Table deg																																																																						
1	2483.50	44.70	54.00	-9.30	47.13	-2.43	Average	-----	-----																																																																						
2	2483.50	61.17	74.00	-12.83	63.60	-2.43	Peak	-----	-----																																																																						
3	4904.00	41.39	54.00	-12.61	36.58	4.81	Average	-----	-----																																																																						
4	4904.00	55.75	74.00	-18.25	50.94	4.81	Peak	-----	-----																																																																						
5	13077.00	46.54	54.00	-7.46	30.98	15.56	Average	-----	-----																																																																						
6	13077.00	56.37	74.00	-17.63	40.81	15.56	Peak	-----	-----																																																																						
<p>Note 1: ">20dB" means spurious emission levels that exceed the level of 20 dB below the applicable limit.</p> <p>Note 2: For restricted bands, the peak measurement is fully sufficient, as the max field strength as measured with the Peak-Detector meets the AV-Limit so that the AV level does not need to be reported in addition.</p> <p>Note 3: For un-restricted bands, unwanted emissions shall be attenuated by at least 20 dB relative to the maximum measured in-band level.</p>																																																																															



3.6 Unwanted Emissions into Non-Restricted Frequency Bands

3.6.1 Limit of Unwanted Emissions into Non-Restricted Frequency Bands

- ☒ The peak output power measured in any 100 kHz bandwidth outside of the authorized frequency band shall be attenuated by at least 20 dB relative to the maximum in-band peak PSD level in 100 kHz.
- ☐ The peak power in any 100 kHz bandwidth outside of the authorized frequency band shall be attenuated by at least 30 dB relative to the maximum in-band peak PSD level in 100 kHz.

3.6.2 Test Procedures


Reference Level Measurement

1. Set the RBW = 100 kHz, VBW = 300 kHz, Detector = peak.
2. Set Sweep time = auto couple, Trace mode = max hold.
3. Allow trace to fully stabilize.
4. Use the peak marker function to determine the maximum amplitude level.

Unwanted Emissions Level Measurement

1. Set RBW = 100 kHz, VBW = 300 kHz, Detector = peak.
2. Trace Mode = max hold, Sweep = auto couple.
3. Allow the trace to stabilize.
4. Use peak marker function to determine maximum amplitude of all unwanted emissions within any 100 kHz bandwidth.

3.6.3 Test Setup





3.6.4 Unwanted Emissions into Non-Restricted Frequency Bands for 11b

Transmitter Radiated Bandedge Emissions Result								
Modulation	11b			N _{TX}	1			
Non-restricted Band (MHz)	Test Ch. Freq. (MHz)	In-band PSD [i] (dBuV/100kHz)	NBE Freq. (MHz)	Out-band PSD [o] (dBuV/100kHz)	[i] – [o] (dB)	Limit (dB)	Level Type	Pol. note 1
2390-2400	2412	83.87	2400	43.13	40.74	20	PK	H
2390-2400	2412	82.32	2400	42.66	39.66	20	PK	V
2500-2690	2462	92.35	2506.3	33.25	59.10	20	PK	H
2500-2690	2462	87.32	2524.6	30.91	56.41	20	PK	V
Low Bandedge - H				Up Bandedge - H				
Low Bandedge - V				Up Bandedge - V				
Note 1: Measurement worst emissions of receive antenna polarization: H (Horizontal) or V (Vertical)								



3.6.5 Unwanted Emissions into Non-Restricted Frequency Bands for 11g

Transmitter Radiated Bandedge Emissions Result								
Modulation	11g			N _{TX}	1			
Non-restricted Band (MHz)	Test Ch. Freq. (MHz)	In-band PSD [i] (dBuV/100kHz)	NBE Freq. (MHz)	Out-band PSD [o] (dBuV/100kHz)	[i] – [o] (dB)	Limit (dB)	Level Type	Pol. note 1
2390-2400	2412	85.50	2399.6	53.97	31.53	20	PK	H
2390-2400	2412	85.86	2399.6	55.52	30.34	20	PK	V
2500-2690	2462	90.81	2501.4	39.52	51.29	20	PK	H
2500-2690	2462	88.99	2501.4	38.77	50.22	20	PK	V
Low Bandedge - H				Up Bandedge - H				
Low Bandedge - V				Up Bandedge - V				
Note 1: Measurement worst emissions of receive antenna polarization: H (Horizontal) or V (Vertical)								



3.6.6 Unwanted Emissions into Non-Restricted Frequency Bands for HT20

Transmitter Radiated Bandedge Emissions Result								
Modulation	HT20			N _{TX}	2			
Non-restricted Band (MHz)	Test Ch. Freq. (MHz)	In-band PSD [i] (dBuV/100kHz)	NBE Freq. (MHz)	Out-band PSD [o] (dBuV/100kHz)	[i] – [o] (dB)	Limit (dB)	Level Type	Pol. note 1
2390-2400	2412	89.75	2400	56.86	32.89	20	PK	H
2390-2400	2412	88.25	2400	56.85	31.40	20	PK	V
2500-2690	2462	92.50	2501.0	38.72	53.78	20	PK	H
2500-2690	2462	89.91	2533.4	37.23	52.68	20	PK	V
Low Bandedge - H				Up Bandedge - H				
Low Bandedge - V				Up Bandedge - V				
Note 1: Measurement worst emissions of receive antenna polarization: H (Horizontal) or V (Vertical)								



3.6.7 Unwanted Emissions into Non-Restricted Frequency Bands for HT40

Transmitter Radiated Bandedge Emissions Result								
Modulation	HT40			N _{TX}	2			
Non-restricted Band (MHz)	Test Ch. Freq. (MHz)	In-band PSD [i] (dBuV/100kHz)	NBE Freq. (MHz)	Out-band PSD [o] (dBuV/100kHz)	[i] – [o] (dB)	Limit (dB)	Level Type	Pol. note 1
2390-2400	2422	86.93	2398.68	55.85	31.08	20	PK	H
2390-2400	2422	86.09	2398.68	55.58	30.51	20	PK	V
2500-2690	2452	89.07	2500.40	46.32	42.75	20	PK	H
2500-2690	2452	86.85	2500.40	39.43	47.42	20	PK	V
Low Bandedge - H				Up Bandedge - H				
Low Bandedge - V				Up Bandedge - V				
Note 1: Measurement worst emissions of receive antenna polarization: H (Horizontal) or V (Vertical)								

==END==