




TEST REPORT

Report Reference No..... : CHTEW19070097 Report verification: 

Project No..... : SHT1904073004EW

FCC ID..... : GVQS018

Applicant's name : Skyroam Technology Co., Ltd.

Address..... : BLK F, Room 710-717 Xihaimingzhu Building, Taoyuan,Guangdong

Manufacturer..... : Skyroam Technology Co., Ltd.

Address..... : BLK F, Room 710-717 Xihaimingzhu Building, Taoyuan,Guangdong

Test item description : SOLIS X

Trade Mark : SKYROAM

Model/Type reference..... : S018

Listed Model(s) : -

Standard : FCC CFR Title 47 Part 15 Subpart C Section 15.247

Date of receipt of test sample..... : Apr 29, 2019

Date of testing..... : Apr 30, 2019- Jul 18, 2019

Date of issue..... : Jul 19, 2019

Result..... : PASS

Compiled by
(Position+Printed name+Signature): File administrators Silvia Li

Supervised by
(Position+Printed name+Signature): Project Engineer Aaron Fang

Approved by
(Position+Printed name+Signature): RF Manager Hans Hu

Silvia Li

Aaron.Fang

Hans Hu

Testing Laboratory Name : Shenzhen Huatongwei International Inspection Co., Ltd.

Address..... : 1/F, Bldg 3, Hongfa Hi-tech Industrial Park, Genyu Road, Tianliao, Gongming, Shenzhen, China

Shenzhen Huatongwei International Inspection Co., Ltd. All rights reserved.

This publication may be reproduced in whole or in part for non-commercial purposes as long as the Shenzhen Huatongwei International Inspection Co., Ltd. is acknowledged as copyright owner and source of the material. Shenzhen Huatongwei International Inspection Co., Ltd. takes no responsibility for and will not assume liability for damages resulting from the reader's interpretation of the reproduced material due to its placement and context.

The test report merely correspond to the test sample.

Contents

1.	TEST STANDARDS AND REPORT VERSION	3
1.1.	Test Standards	3
1.2.	Report version	3
2.	TEST DESCRIPTION	4
3.	SUMMARY	5
3.1.	Client Information	5
3.2.	Product Description	5
3.3.	Operation state	6
3.4.	EUT configuration	6
3.5.	Modifications	6
4.	TEST ENVIRONMENT	7
4.1.	Address of the test laboratory	7
4.2.	Test Facility	7
4.3.	Environmental conditions	8
4.4.	Statement of the measurement uncertainty	8
4.5.	Equipments Used during the Test	9
5.	TEST CONDITIONS AND RESULTS	11
5.1.	Antenna requirement	11
5.2.	Conducted Emissions (AC Main)	12
5.3.	Conducted Peak Output Power	15
5.4.	20 dB Bandwidth	19
5.5.	Carrier Frequencies Separation	23
5.6.	Hopping Channel Number	25
5.7.	Dwell Time	27
5.8.	Pseudorandom Frequency Hopping Sequence	34
5.9.	Restricted band (radiated)	35
5.10.	Band edge and Spurious Emissions (conducted)	37
5.11.	Spurious Emissions (radiated)	53
6.	TEST SETUP PHOTOS	57
7.	EXTERANAL AND INTERNAL PHOTOS	58

1. TEST STANDARDS AND REPORT VERSION

1.1. Test Standards

The tests were performed according to following standards:

[FCC Rules Part 15.247](#): Frequency Hopping, Direct Spread Spectrum and Hybrid Systems that are in operation within the bands of 902-928 MHz, 2400-2483.5 MHz, and 5725-5850 MHz

[ANSI C63.10-2013](#): American National Standard for Testing Unlicensed Wireless Devices

[KDB 558074 D01 15.247 Meas Guidance v05r01](#): Guidance for Compliance Measurements on Digital Transmission System, Frequency Hopping Spread Spectrum System, and Hybrid System Devices Operating under Section 15.247 of The FCC Rules

1.2. Report version

Revision No.	Date of issue	Description
N/A	2019-07-19	Original

2. TEST DESCRIPTION

Test Item	Section in CFR 47	Result	Test Engineer
Antenna Requirement	15.203/15.247 (c)	PASS	Kang Yang
AC Power Line Conducted Emissions	15.207	PASS	Kang Yang
Conducted Peak Output Power	15.247 (b)(1)	PASS	Bruce Wong
20 dB Bandwidth	15.247 (a)(1)	PASS	Bruce Wong
Carrier Frequencies Separation	15.247 (a)(1)	PASS	Bruce Wong
Hopping Channel Number	15.247 (a)(1)	PASS	Bruce Wong
Dwell Time	15.247 (a)(1)	PASS	Bruce Wong
Pseudorandom Frequency Hopping Sequence	15.247(b)(4)	PASS	Bruce Wong
Restricted band	15.247(d)/15.205	PASS	Tony Duan
Radiated Emissions	15.247(d)/15.209	PASS	Tony Duan

Note: The measurement uncertainty is not included in the test result.

3. SUMMARY

3.1. Client Information

Applicant:	Skyroam Technology Co., Ltd.
Address:	BLK F, Room 710-717 Xihaimingzhu Building, Taoyuan, Guangdong
Manufacturer:	Skyroam Technology Co., Ltd.
Address:	BLK F, Room 710-717 Xihaimingzhu Building, Taoyuan, Guangdong

3.2. Product Description

Name of EUT:	SOLIS X
Trade Mark:	SKYROAM
Model No.:	S018
Listed Model(s):	-
Power supply:	DC 3.7V
Hardware version:	Y3919A-V1.1
Software version:	6.4.16
Bluetooth	
Version:	Supported BT4.2+EDR
Modulation:	GFSK, $\pi/4$ DQPSK, 8DPSK
Operation frequency:	2402MHz~2480MHz
Channel number:	79
Channel separation:	1MHz
Antenna type:	Integral permanent Antenna
Antenna gain:	1.2 dBi

3.3. Operation state

➤ Test frequency list

According to section 15.31(m), regards to the operating frequency range over 10 MHz, must select three channel which were tested. the Lowest frequency, the middle frequency, and the highest frequency of channel were selected to perform the test, please see the above gray bottom.

Channel	Frequency (MHz)
00	2402
01	2403
:	:
39	2441
:	:
77	2479
78	2480

➤ TEST MODE

For RF test items:
The engineering test program was provided and enabled to make EUT continuous transmit
For AC power line conducted emissions:
The EUT was set to connect with the Bluetooth instrument under large package sizes transmission.
For Radiated suprious emissions test item:
The engineering test program was provided and enabled to make EUT continuous transmit. The EUT in each of three orthogonal axis emissions had been tested ,but only the worst case (X axis) data recorded in the report.

3.4. EUT configuration

The following peripheral devices and interface cables were connected during the measurement:

- - supplied by the manufacturer
- - supplied by the lab

Adapter	Manufacturer:	Azumi S.A
	Model No.:	K5QL
/	Manufacturer:	/
	Model No.:	/

3.5. Modifications

No modifications were implemented to meet testing criteria.

4. TEST ENVIRONMENT

4.1. Address of the test laboratory

Laboratory: Shenzhen Huatongwei International Inspection Co., Ltd.

Address: 1/F, Bldg 3, Hongfa Hi-tech Industrial Park, Genyu Road, Tianliao, Gongming, Shenzhen, China

4.2. Test Facility

CNAS-Lab Code: L1225

Shenzhen Huatongwei International Inspection Co., Ltd. has been assessed and proved to be in compliance with CNAS-CL01 Accreditation Criteria for Testing and Calibration Laboratories (identical to ISO/IEC17025: 2005 General Requirements) for the Competence of Testing and Calibration Laboratories.

A2LA-Lab Cert. No.: 3902.01

Shenzhen Huatongwei International Inspection Co., Ltd. EMC Laboratory has been accredited by A2LA for technical competence in the field of electrical testing, and proved to be in compliance with ISO/IEC 17025: 2005 General Requirements for the Competence of Testing and Calibration Laboratories and any additional program requirements in the identified field of testing.

FCC-Registration No.: 762235

Shenzhen Huatongwei International Inspection Co., Ltd. EMC Laboratory has been registered and fully described in a report filed with the FCC (Federal Communications Commission). The acceptance letter from the FCC is maintained in our files.

IC-Registration No.:5377A

Two 3m Alternate Test Site of Shenzhen Huatongwei International Inspection Co., Ltd. has been registered by Certification and Engineering Bureau of Industry Canada for the performance of radiated measurements with Registration No.: 5377A.

ACA

Shenzhen Huatongwei International Inspection Co., Ltd. EMC Laboratory can also perform testing for the Australian C-Tick mark as a result of our A2LA accreditation.

4.3. Environmental conditions

During the measurement the environmental conditions were within the listed ranges:

Temperature:	15~35°C
Relative Humidity:	30~60 %
Air Pressure:	950~1050mba

4.4. Statement of the measurement uncertainty

The data and results referenced in this document are true and accurate. The reader is cautioned that there may be errors in calibration limits of the equipment and facilities. The measurement uncertainty was calculated for all measurements listed in this test report according to TR-100028-01 "Electromagnetic compatibility and Radio spectrum Matters (ERM); Uncertainties in the measurement of mobile radio equipment characteristics; Part 1" and TR-100028-02 "Electromagnetic compatibility and Radio spectrum Matters (ERM); Uncertainties in the measurement of mobile radio equipment characteristics; Part 2" and is documented in the Shenzhen Huatongwei International Inspection Co., Ltd. quality system according to ISO/IEC 17025. Furthermore, component and process variability of devices similar to that tested may result in additional deviation. The manufacturer has the sole responsibility of continued compliance of the device.

Here after the best measurement capability for Shenzhen Huatongwei International Inspection Co., Ltd. is reported:

Test Items	Measurement Uncertainty	Notes
Transmitter power conducted	0.51 dB	(1)
Conducted spurious emissions 9kHz~40GHz	0.51 dB	(1)
Conducted Disturbance 150kHz~30MHz	3.02 dB	(1)
Radiated Emissions below 1GHz	4.90 dB	(1)
Radiated Emissions above 1GHz	4.96 dB	(1)
Occupied Bandwidth	70 Hz	(1)

(1) This uncertainty represents an expanded uncertainty expressed at approximately the 95% confidence level using a coverage factor of $k=1.96$

4.5. Equipments Used during the Test

● Conducted Emission						
Used	Test Equipment	Manufacturer	Model No.	Serial No.	Last Cal. Date (YY-MM-DD)	Next Cal. Date (YY-MM-DD)
●	Shielded Room	Albatross projects	N/A	N/A	2018/09/28	2023/09/27
●	EMI Test Receiver	R&S	ESCI	101247	2018/10/27	2019/10/26
●	Artificial Mains	SCHWARZBECK	NNLK 8121	573	2018/10/27	2019/10/26
●	Pulse Limiter	R&S	ESH3-Z2	100499	2018/10/27	2019/10/26
●	RF Connection Cable	HUBER+SUHNER	EF400	N/A	2018/11/15	2019/11/14
●	Test Software	R&S	ES-K1	N/A	N/A	N/A
○	Single Balanced Telecom Pair ISN	FCC	FCC-TLISN-T2-02	20371	2018/10/28	2019/10/27
○	Two Balanced Telecom Pairs ISN	FCC	FCC-TLISN-T4-02	20373	2018/10/28	2019/10/27
○	Four Balanced Telecom Pairs ISN	FCC	FCC-TLISN-T8-02	20375	2018/10/28	2019/10/27
○	V-Network	R&S	ESH3-Z6	100211	2018/10/27	2019/10/26
○	V-Network	R&S	ESH3-Z6	100210	2018/10/27	2019/10/26
○	2-Line V-Network	R&S	ESH3-Z5	100049	2018/10/27	2019/10/26

● Radiated Emission-6th test site						
Used	Test Equipment	Manufacturer	Model No.	Serial No.	Last Cal. Date (YY-MM-DD)	Next Cal. Date (YY-MM-DD)
●	Semi-Anechoic Chamber	Albatross projects	SAC-3m-02	N/A	2018/09/30	2021/09/29
●	EMI Test Receiver	R&S	ESCI	100900	2018/10/28	2019/10/27
●	Loop Antenna	R&S	HFH2-Z2	100020	2017/11/20	2020/11/19
●	Ultra-Broadband Antenna	SCHWARZBECK	VULB9163	546	2017/04/05	2020/04/04
●	Pre-Amplifier	SCHWARZBECK	BBV 9742	N/A	2018/11/15	2019/11/14
●	RF Connection Cable	HUBER+SUHNER	N/A	N/A	2018/09/28	2019/09/27
●	RF Connection Cable	HUBER+SUHNER	SUCOFLEX104	501184/4	2018/09/28	2019/09/27
●	Test Software	R&S	ES-K1	N/A	N/A	N/A
●	Turntable	Maturo Germany	TT2.0-1T	N/A	N/A	N/A
●	Antenna Mast	Maturo Germany	CAM-4.0-P-12	N/A	N/A	N/A

● Radiated emission-7th test site						
Used	Test Equipment	Manufacturer	Model No.	Serial No.	Last Cal. Date (YY-MM-DD)	Next Cal. Date (YY-MM-DD)
●	Semi-Anechoic Chamber	Albatross projects	SAC-3m-01	N/A	2018/09/30	2021/09/29
●	Spectrum Analyzer	R&S	FSP40	100597	2018/10/27	2019/10/26
●	Horn Antenna	SCHWARZBECK	9120D	1011	2017/03/27	2020/03/26
●	Pre-amplifier	BONN	BLWA0160-2M	1811887	2018/11/14	2019/11/13
●	Pre-amplifier	CD	PAP-0102	12004	2018/11/14	2019/11/13
●	Broadband Pre-amplifier	SCHWARZBECK	BBV 9718	9718-248	2019/04/26	2020/04/25
●	RF Connection Cable	HUBER+SUHNER	RE-7-FH	N/A	2018/11/15	2019/11/14
●	RF Connection Cable	HUBER+SUHNER	RE-7-FL	N/A	2018/11/15	2019/11/14
●	Test Software	Audix	E3	N/A	N/A	N/A

●	Turntable	Maturo Germany	TT2.0-1T	N/A	N/A	N/A
●	Antenna Mast	Maturo Germany	CAM-4.0-P-12	N/A	N/A	N/A

● **RF Conducted Method**

Used	Test Equipment	Manufacturer	Model No.	Serial No.	Last Cal. Date (YY-MM-DD)	Next Cal. Date (YY-MM-DD)
●	Signal and spectrum Analyzer	R&S	FSV40	100048	2018/10/28	2019/10/27
●	Spectrum Analyzer	Agilent	N9020A	MY50510187	2018/09/29	2019/09/28
○	Radio communication tester	R&S	CMW500	137688-Lv	2018/09/29	2019/09/28
○	Test software	Tonscend	JS1120-1(LTE)	N/A	N/A	N/A
○	Test software	Tonscend	JS1120-2(WIFI)	N/A	N/A	N/A
○	Test software	Tonscend	JS1120-3(WCDMA)	N/A	N/A	N/A
○	Test software	Tonscend	JS1120-4(GSM)	N/A	N/A	N/A

5. TEST CONDITIONS AND RESULTS

5.1. Antenna requirement

Requirement

FCC CFR Title 47 Part 15 Subpart C Section 15.203:

An intentional radiator shall be designed to ensure that no antenna other than that furnished by the responsible party shall be used with the device. The use of a permanently attached antenna or of an antenna that uses a unique coupling to the intentional radiator, the manufacturer may design the unit so that a broken antenna can be replaced by the user, but the use of a standard antenna jack or electrical connector is prohibited.


FCC CFR Title 47 Part 15 Subpart C Section 15.247(c) (1)(i):

(i) Systems operating in the 2400~2483.5 MHz band that is used exclusively for fixed. Point-to-point operations may employ transmitting antennas with directional gain greater than 6 dBi provided the maximum conducted output power of the intentional radiator is reduced by 1 dB for every 3 dB that the directional gain of the antenna exceeds 6 dBi.

Test Result:

☒ **Passed** ☐ **Not Applicable**

The directional gain of the antenna less than 6 dBi, please refer to the below antenna photo.



5.2. Conducted Emissions (AC Main)

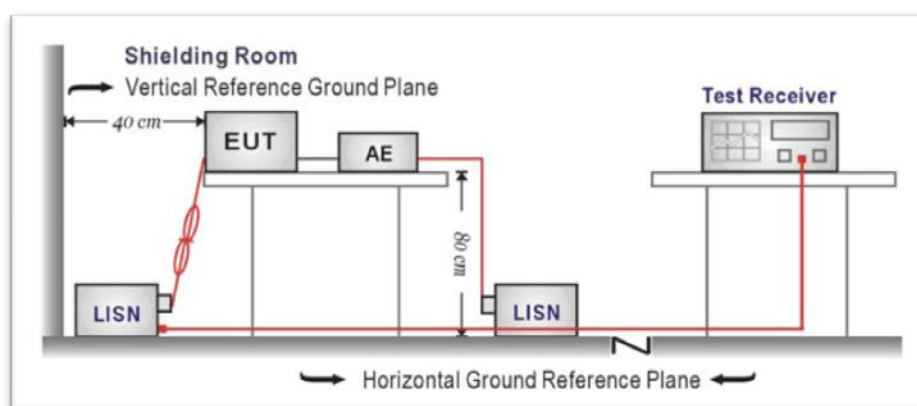
LIMIT

FCC CFR Title 47 Part 15 Subpart C Section 15.207

Frequency range (MHz)	Limit (dBuV)	
	Quasi-peak	Average
0.15-0.5	66 to 56*	56 to 46*
0.5-5	56	46
5-30	60	50

* Decreases with the logarithm of the frequency.

TEST CONFIGURATION



TEST PROCEDURE

1. The EUT was setup according to ANSI C63.10:2013 requirements.
2. The EUT was placed on a platform of nominal size, 1 m by 1.5 m, raised 80 cm above the conducting ground plane. The vertical conducting plane was located 40 cm to the rear of the EUT. All other surfaces of EUT were at least 80 cm from any other grounded conducting surface.
3. The EUT and simulators are connected to the main power through a line impedances stabilization network (LISN). The LISN provides a 50 ohm /50uH coupling impedance for the measuring equipment.
4. The peripheral devices are also connected to the main power through a LISN. (Please refer to the block diagram of the test setup and photographs)
5. Each current-carrying conductor of the EUT power cord, except the ground (safety) conductor, was individually connected through a LISN to the input power source.
6. The excess length of the power cord between the EUT and the LISN receptacle were folded back and forth at the center of the lead to form a bundle not exceeding 40 cm in length.
7. Conducted emissions were investigated over the frequency range from 0.15MHz to 30MHz using a receiver bandwidth of 9 kHz.
8. During the above scans, the emissions were maximized by cable manipulation.

TEST RESULTS

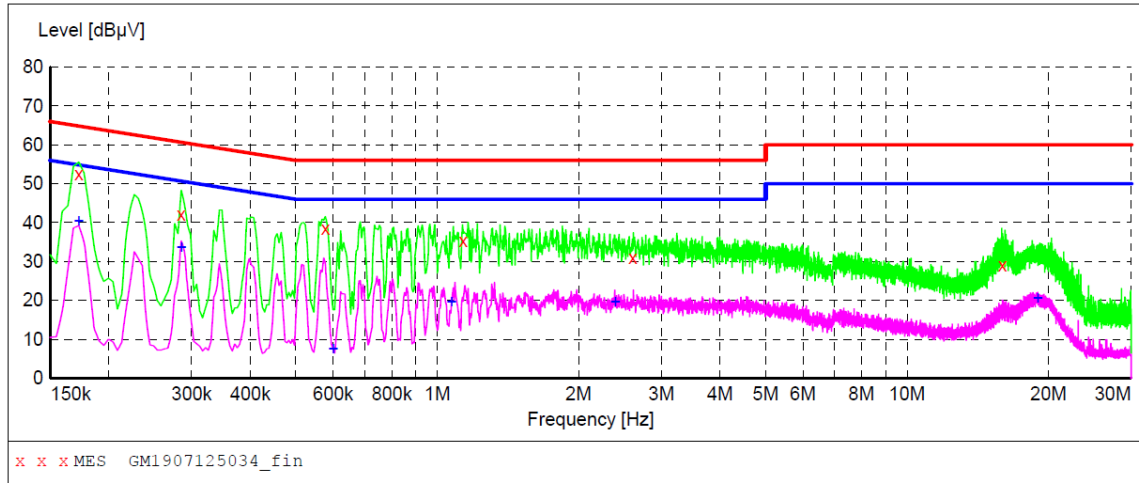
☒ Passed ☐ Not Applicable

Note:

- 1) Transd= Cable lose + Pulse Limiter Factor + Artificial Mains Factor
- 2) Margin= Limit - Level

Test Line:

L

**MEASUREMENT RESULT: "GM1907125034_fin"**

7/12/2019 2:05PM

Frequency MHz	Level dBμV	Transd dB	Limit dBμV	Margin dB	Detector	Line	PE
0.172500	52.60	9.9	65	12.2	QP	L1	GND
0.285000	42.00	9.9	61	18.7	QP	L1	GND
0.577500	38.40	9.9	56	17.6	QP	L1	GND
1.135500	35.30	9.9	56	20.7	QP	L1	GND
2.607000	31.00	9.9	56	25.0	QP	L1	GND
15.940500	28.90	10.2	60	31.1	QP	L1	GND

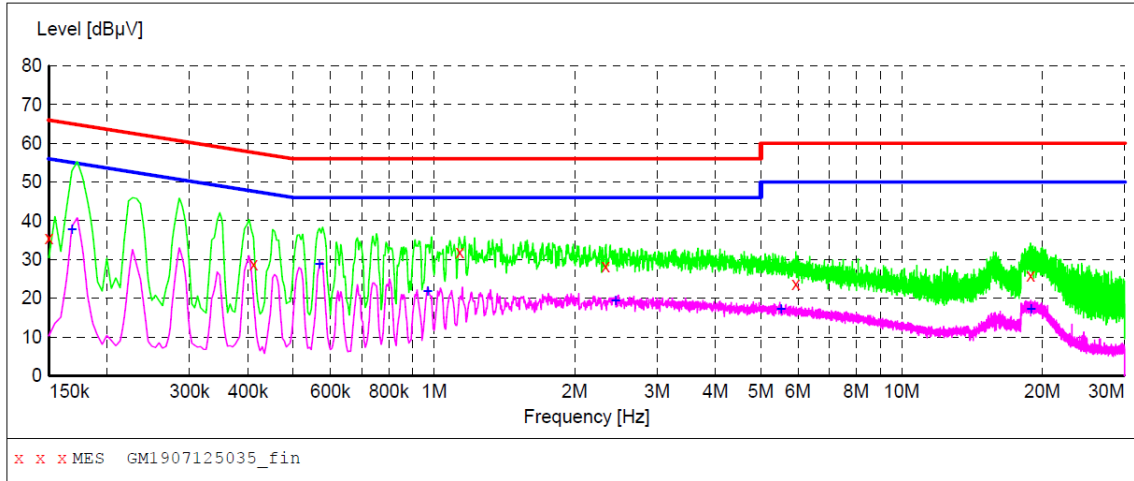
MEASUREMENT RESULT: "GM1907125034_fin2"

7/12/2019 2:05PM

Frequency MHz	Level dBμV	Transd dB	Limit dBμV	Margin dB	Detector	Line	PE
0.172500	40.50	9.9	55	14.3	AV	L1	GND
0.285000	33.60	9.9	51	17.1	AV	L1	GND
0.600000	7.60	9.9	46	38.4	AV	L1	GND
1.072500	19.70	9.9	46	26.3	AV	L1	GND
2.391000	19.70	9.9	46	26.3	AV	L1	GND
18.960000	20.70	10.2	50	29.3	AV	L1	GND

Test Line:

N

**MEASUREMENT RESULT: "GM1907125035_fin"**

7/12/2019 2:08PM

Frequency MHz	Level dBμV	Transd dB	Limit dBμV	Margin dB	Detector	Line	PE
0.150000	35.60	9.9	66	30.4	QP	N	GND
0.411000	28.80	9.9	58	28.8	QP	N	GND
1.135500	31.90	9.9	56	24.1	QP	N	GND
2.328000	28.20	9.9	56	27.8	QP	N	GND
5.941500	23.80	10.0	60	36.2	QP	N	GND
18.874500	25.80	10.2	60	34.2	QP	N	GND

MEASUREMENT RESULT: "GM1907125035_fin2"

7/12/2019 2:08PM

Frequency MHz	Level dBμV	Transd dB	Limit dBμV	Margin dB	Detector	Line	PE
0.168000	37.80	9.9	55	17.3	AV	N	GND
0.568500	28.80	9.9	46	17.2	AV	N	GND
0.969000	21.90	9.9	46	24.1	AV	N	GND
2.445000	19.30	9.9	46	26.7	AV	N	GND
5.514000	17.10	10.0	50	32.9	AV	N	GND
18.924000	17.10	10.2	50	32.9	AV	N	GND

5.3. Conducted Peak Output Power

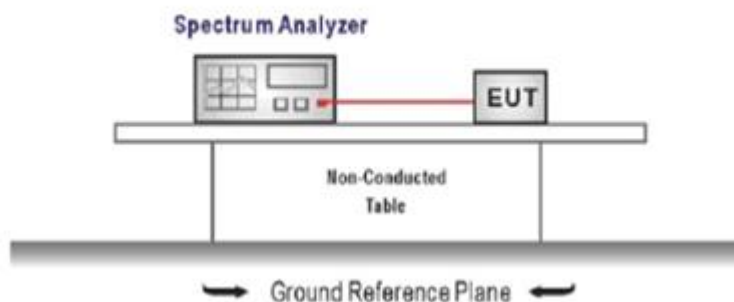
LIMIT

FCC CFR Title 47 Part 15 Subpart C Section 15.247 (b)(1):

For frequency hopping systems operating in the 2400-2483.5 MHz band employing at least 75 non-overlapping hopping channels, and all frequency hopping systems in the 5725-5850 MHz band: 1 watt.

For all other frequency hopping systems in the 2400-2483.5 MHz band: 0.125 watts.

TEST CONFIGURATION



TEST PROCEDURE

1. The transmitter output was connected to the spectrum analyzer through an attenuator, the pathloss was compensated to the results for each measurement.
2. Set to the maximum power setting and enable the EUT transmit continuously
3. Use the following spectrum analyzer settings:
 Span = approximately 5 times the 20 dB bandwidth, centered on a hopping channel
 RBW \geq the 20 dB bandwidth of the emission being measured, VBW \geq RBW
 Sweep = auto, Detector function = peak, Trace = max hold
4. Measure and record the results in the test report.

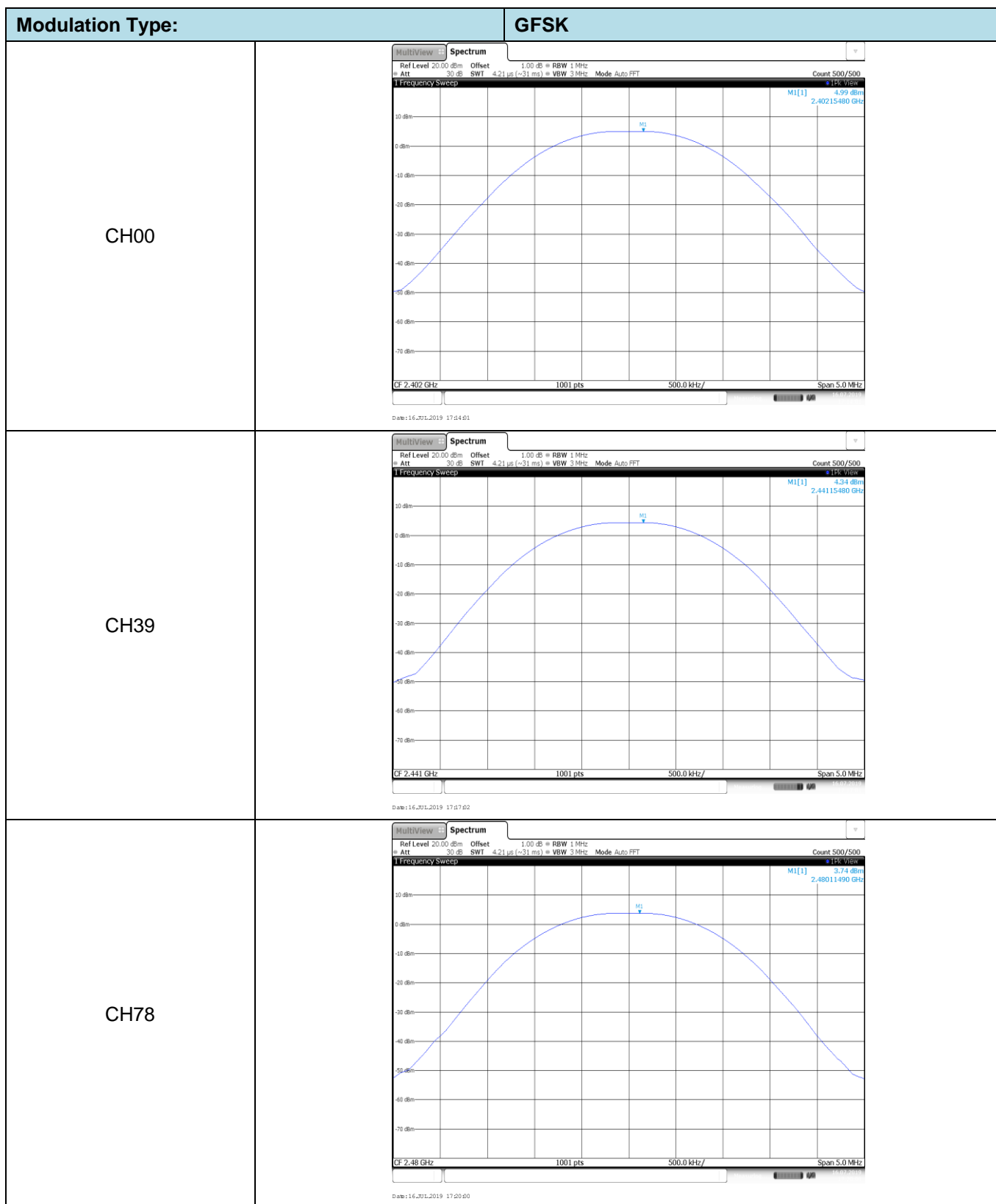
TEST MODE:

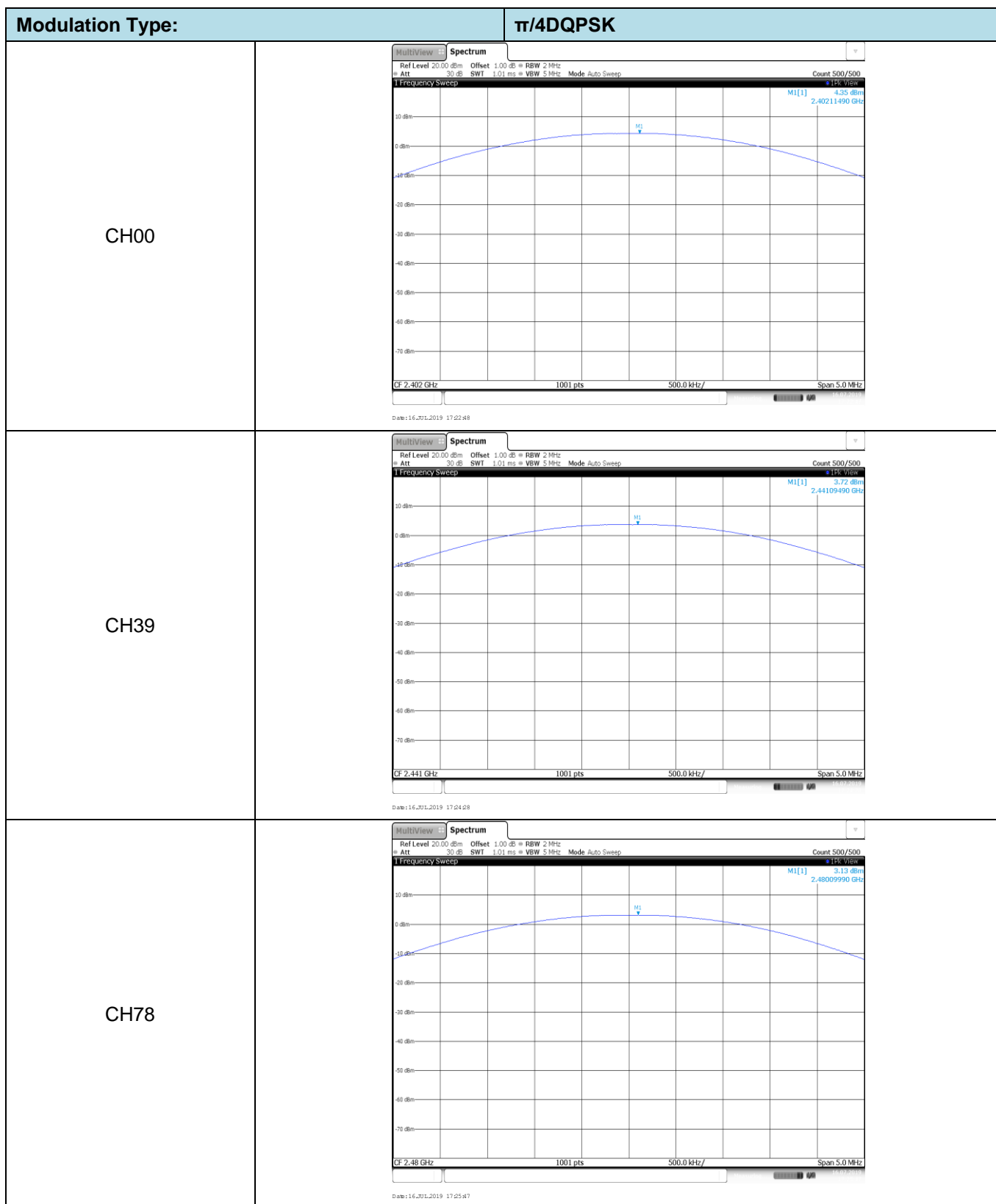
Please refer to the clause 3.3

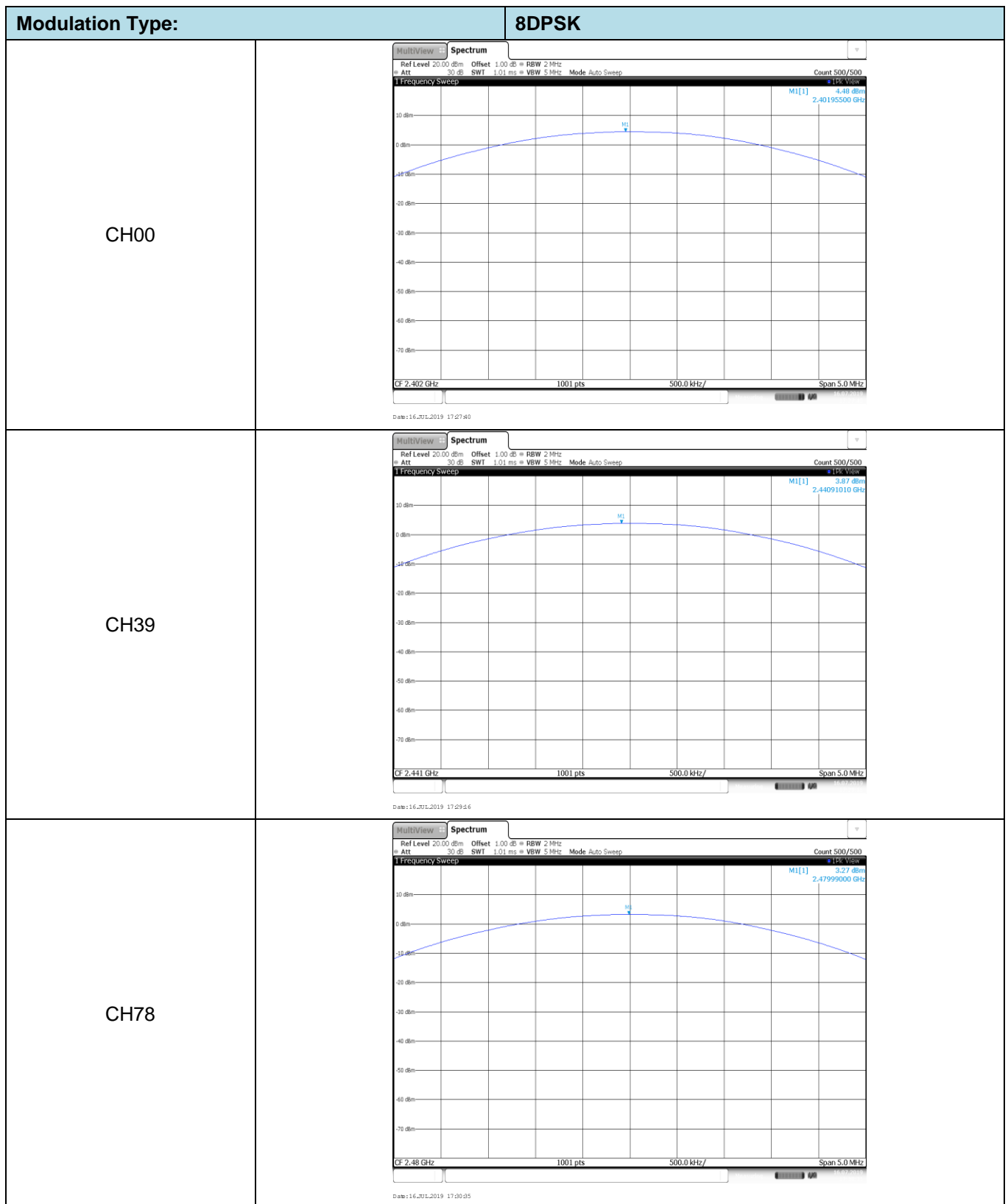
TEST RESULTS

☒ Passed ☐ Not Applicable

Modulation type	Channel	Peak Output power (dBm)	Average Output power (dBm)	Limit (dBm)	Result
GFSK	00	4.99	4.85	≤ 30.00	Pass
	39	4.34	4.25		
	78	3.74	3.68		
$\pi/4$ DQPSK	00	4.35	3.39	≤ 21.00	Pass
	39	3.72	2.83		
	78	3.13	2.39		
8DPSK	00	4.48	3.42	≤ 21.00	Pass
	39	3.87	3.19		
	78	3.27	2.22		





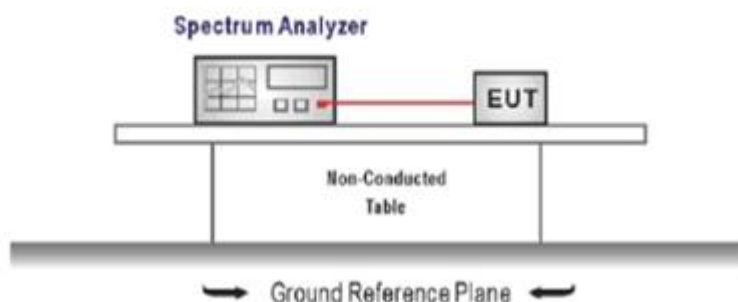


5.4. 20 dB Bandwidth

LIMIT

N/A

TEST CONFIGURATION



TEST PROCEDURE

1. The transmitter output was connected to the spectrum analyzer through an attenuator, the path loss was compensated to the results for each measurement.
2. Set to the maximum power setting and enable the EUT transmit continuously
3. Use the following spectrum analyzer settings:
Span = approximately 2 to 3 times the 20 dB bandwidth, centered on a hopping channel
RBW \geq 1% of the 20 dB bandwidth, VBW \geq RBW
Sweep = auto, Detector function = peak, Trace = max hold
4. Measure and record the results in the test report.

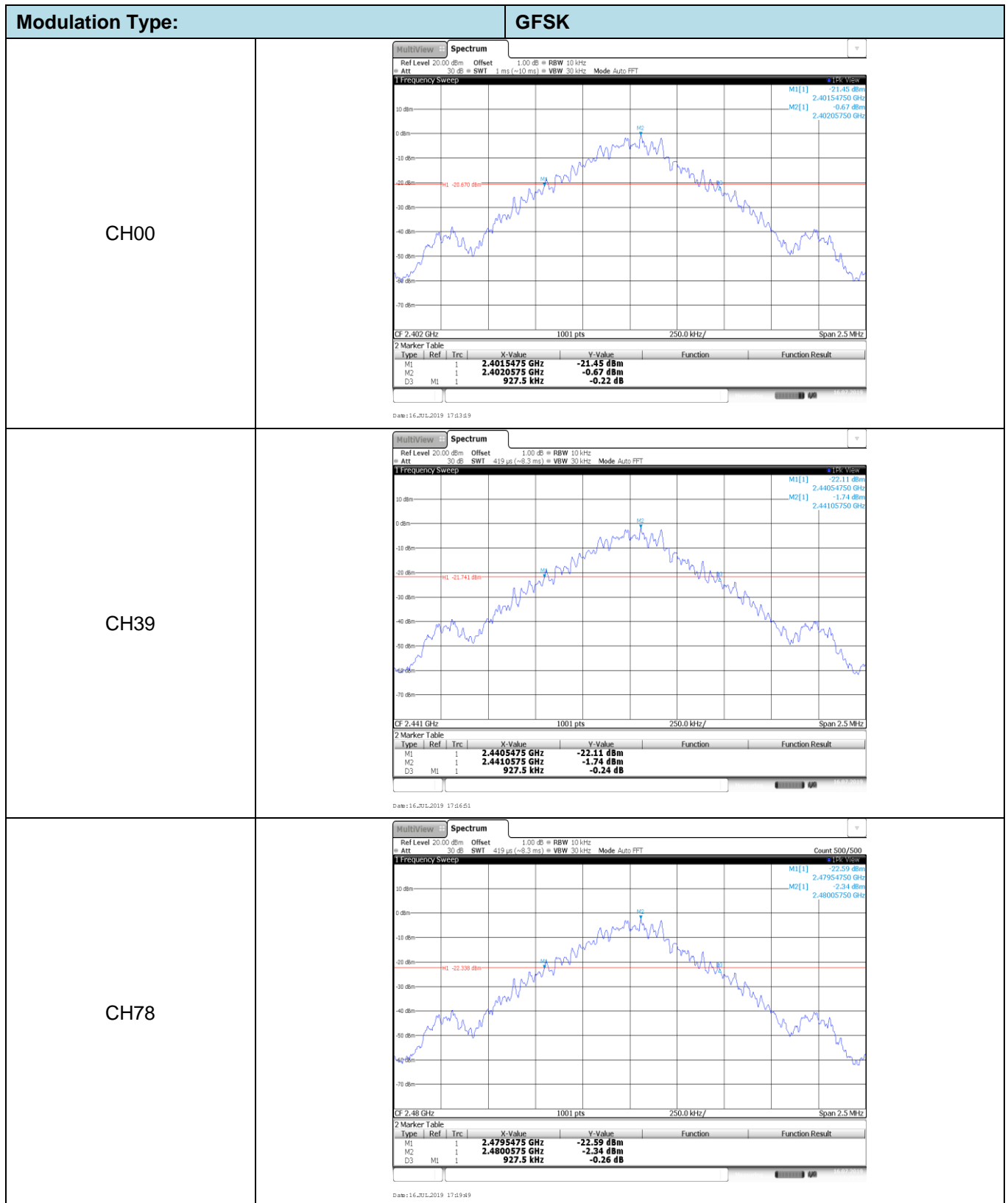
TEST MODE:

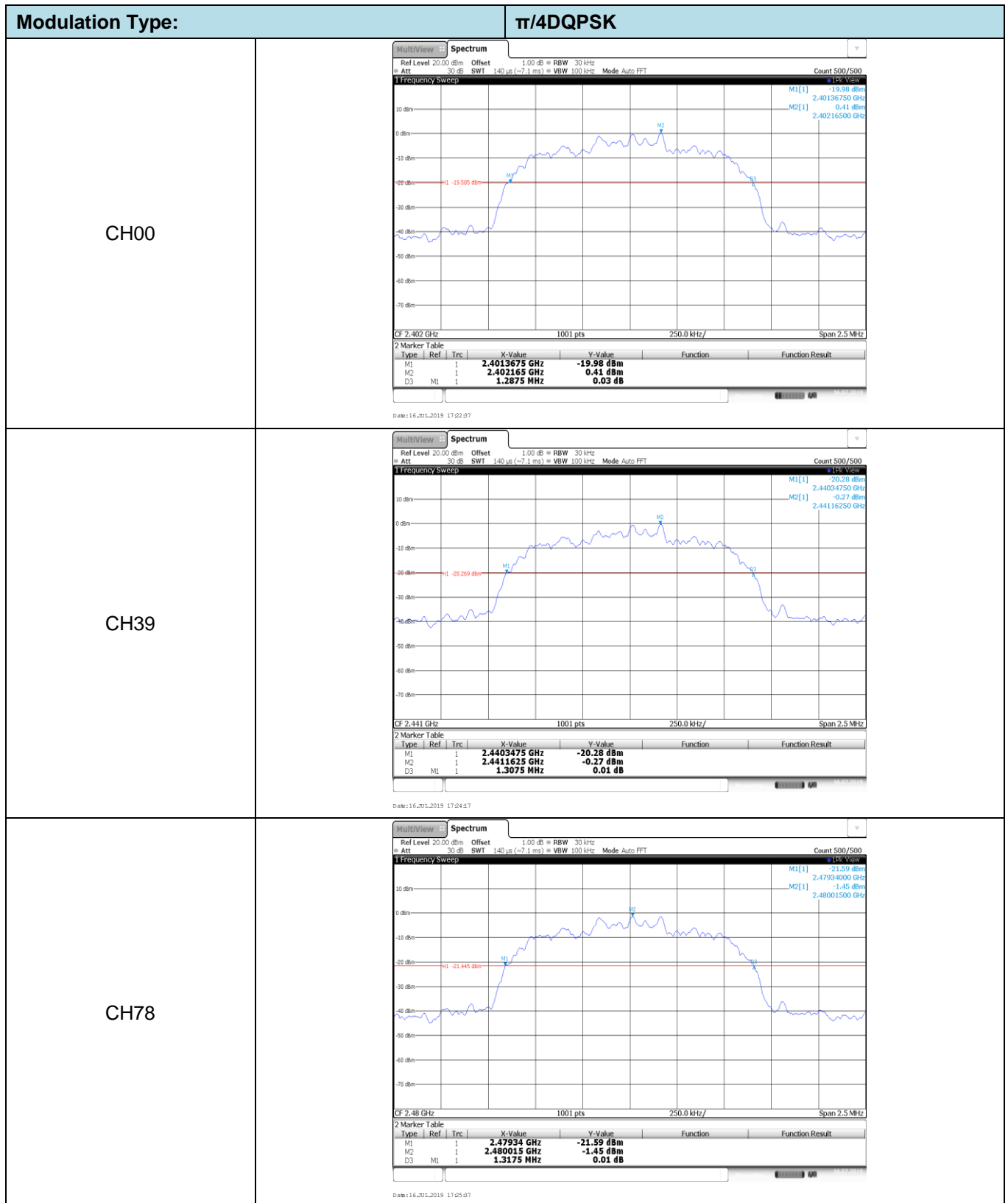
Please refer to the clause 3.3

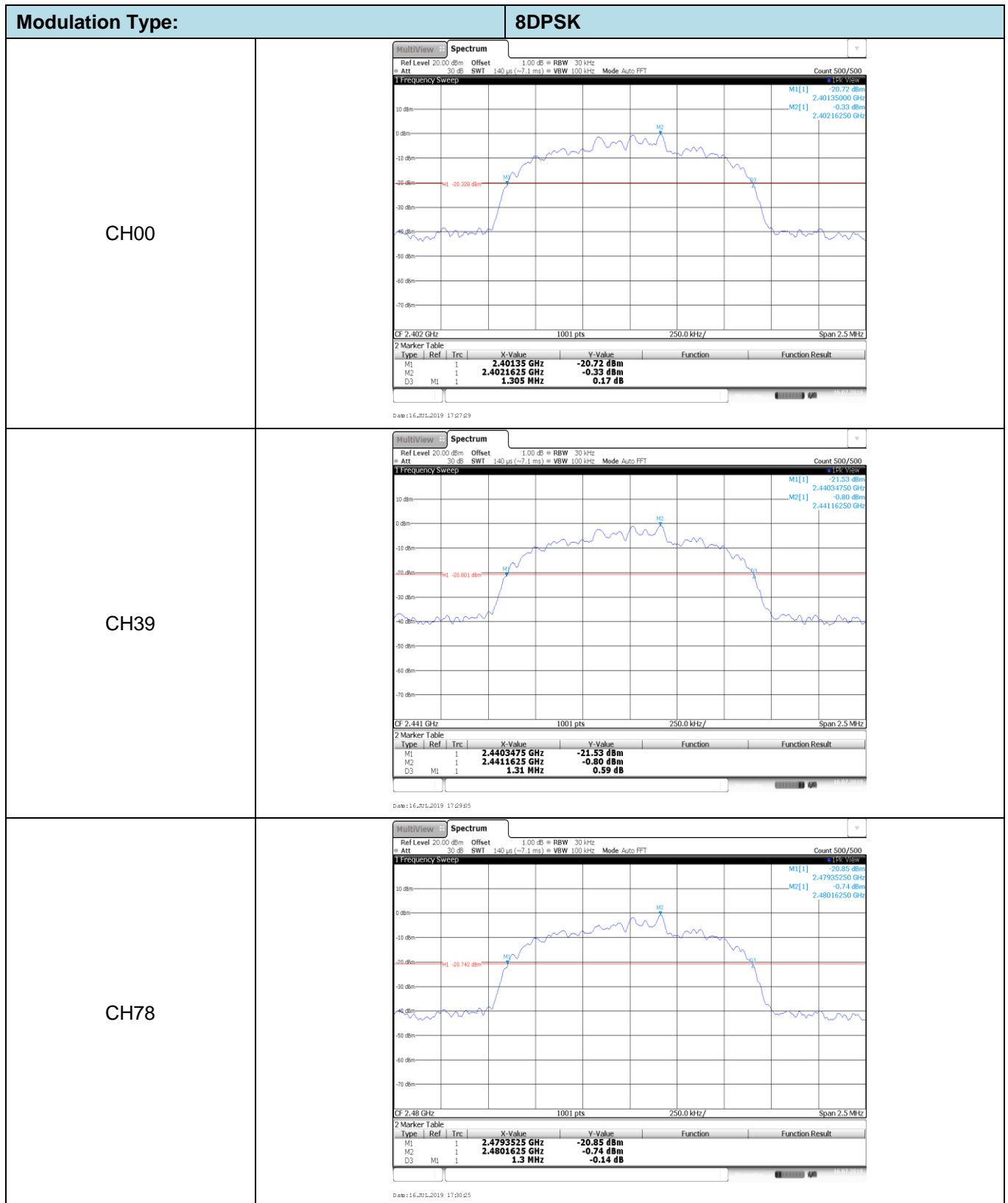
TEST RESULTS

☒ Passed ☐ Not Applicable

Modulation type	Channel	20 dB Bandwidth (MHz)	Limit (MHz)	Result
GFSK	00	0.93	-	Pass
	39	0.93		
	78	0.93		
$\pi/4$ DQPSK	00	1.29	-	Pass
	39	1.31		
	78	1.32		
8DPSK	00	1.31	-	Pass
	39	1.31		
	78	1.30		







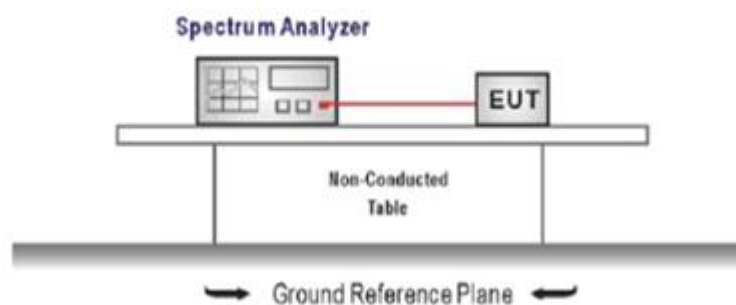
5.5. Carrier Frequencies Separation

LIMIT

FCC CFR Title 47 Part 15 Subpart C Section 15.247 (a)(1):

Frequency hopping systems shall have hopping channel carrier frequencies separated by a minimum of 25 kHz or the 20 dB bandwidth of the hopping channel, whichever is greater. Alternatively, Frequency hopping systems operating in the 2400-2483.5 MHz band may have hopping channel carrier frequencies that are separated by 25 kHz or two-thirds of the 20 dB bandwidth of the hopping channel, whichever is greater, provided the systems operate with an output power no greater than 125 mW.

TEST CONFIGURATION



TEST PROCEDURE

1. The transmitter output was connected to the spectrum analyzer through an attenuator, the path loss was compensated to the results for each measurement.
2. Set to the maximum power setting and enable the EUT transmit continuously
3. Use the following spectrum analyzer settings:
Span = wide enough to capture the peaks of two adjacent channels
RBW \geq 1% of the span, VBW \geq RBW
Sweep = auto, Detector function = peak, Trace = max hold
4. Measure and record the results in the test report.

TEST MODE:

Please refer to the clause 3.3

TEST RESULTS

☒ Passed ☐ Not Applicable

Modulation type	Channel	Carrier Frequencies Separation (MHz)	Limit (MHz) *	Result
GFSK	39	1.00	≥ 0.93	Pass
$\pi/4$ DQPSK	39	1.00	≥ 0.88	Pass
8DPSK	39	1.00	≥ 0.87	Pass

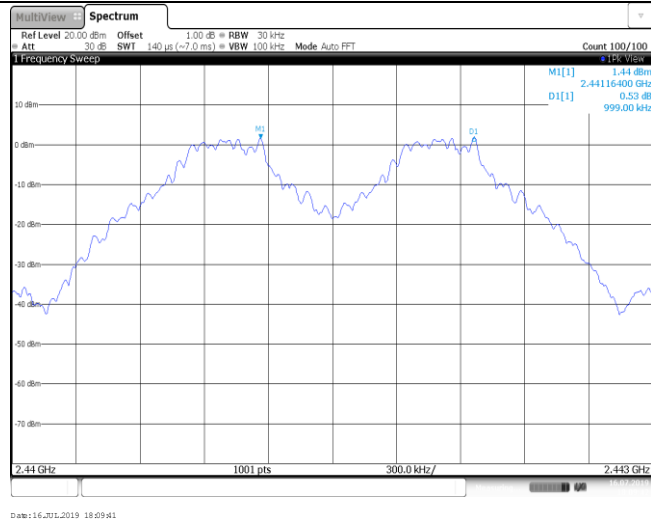
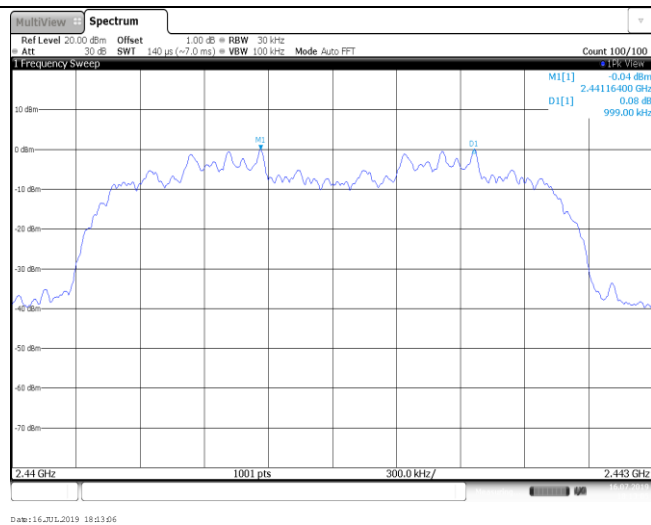
Note:

*: GFSK limit = The maximum 20 dB Bandwidth for GFSK modulation on the section 5.4.

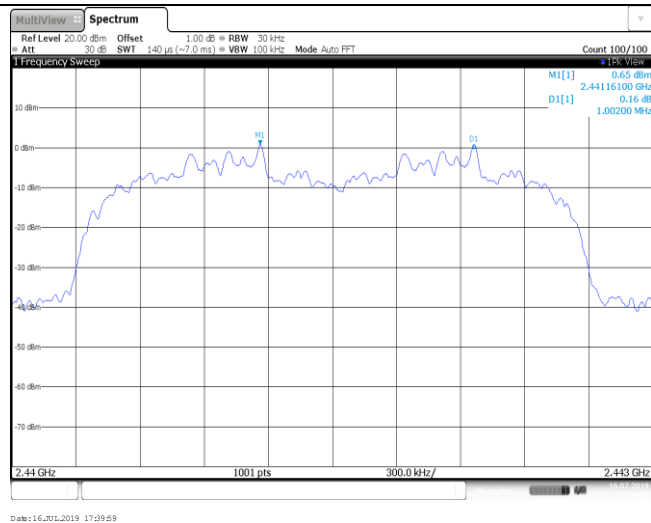
$\pi/4$ DQPSK limit = $2/3$ * The maximum 20 dB Bandwidth for $\pi/4$ DQPSK modulation on the section 5.4.

8DPSK limit = $2/3$ * The maximum 20 dB Bandwidth for 8DPSK modulation on the section 5.4

GFSK

 $\pi/4$ DQPSK

8DPSK

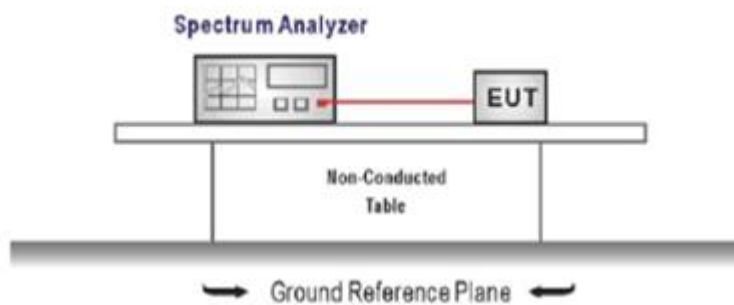


5.6. Hopping Channel Number

LIMIT

FCC CFR Title 47 Part 15 Subpart C Section 15.247 (a)(1): Frequency hopping systems in the 2400–2483.5 MHz band shall use at least **15** channels.

TEST CONFIGURATION



TEST PROCEDURE

1. The transmitter output was connected to the spectrum analyzer through an attenuator, the path loss was compensated to the results for each measurement.
2. Set to the maximum power setting and enable the EUT transmit continuously
3. Use the following spectrum analyzer settings:
Span = the frequency band of operation
RBW \geq 1% of the span, VBW \geq RBW
Sweep = auto, Detector function = peak, Trace = max hold
4. Measure and record the results in the test report.

TEST MODE:

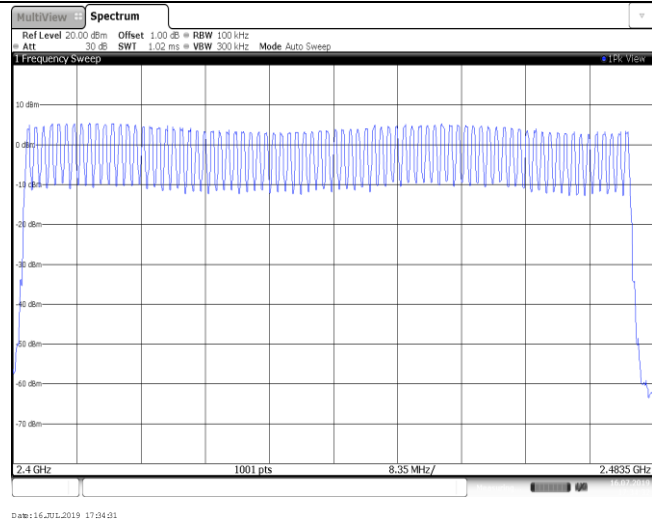
Please refer to the clause 3.3

TEST RESULTS

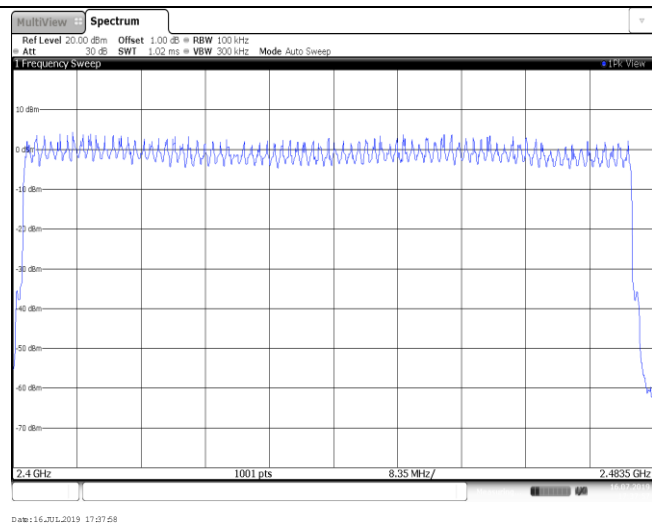
☒ Passed ☐ Not Applicable

Modulation type	Channel number	Limit	Result
GFSK	79	≥ 15.00	Pass
$\pi/4$ DQPSK	79		
8DPSK	79		

GFSK

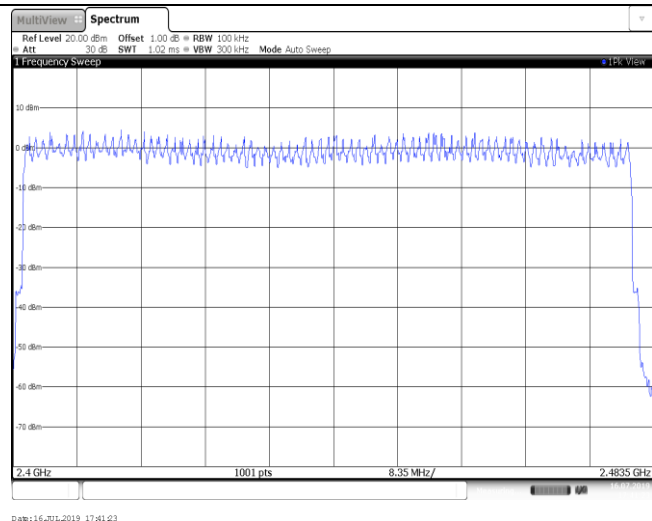


Date: 16 JUL 2019 17:34:01

 $\pi/4$ DQPSK

Date: 16 JUL 2019 17:37:58

8DPSK



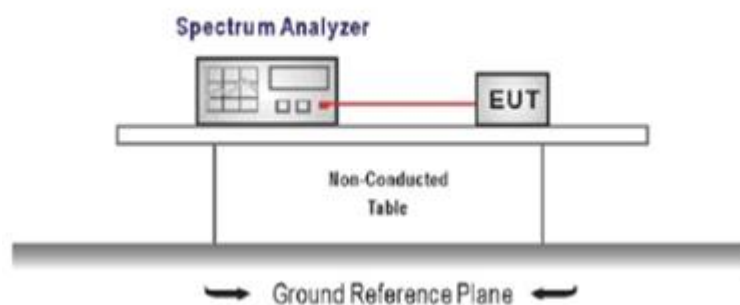
Date: 16 JUL 2019 17:41:23

5.7. Dwell Time

LIMIT

FCC CFR Title 47 Part 15 Subpart C Section 15.247 (a)(1): The average time of occupancy on any channel shall not be greater than 0.4 seconds within a pe-riod of 0.4 seconds multiplied by the number of hopping channels employed.

TEST CONFIGURATION



TEST PROCEDURE

1. The transmitter output was connected to the spectrum analyzer through an attenuator, the path loss was compensated to the results for each measurement.
2. Set to the maximum power setting and enable the EUT transmit continuously
3. Use the following spectrum analyzer settings:
Span = zero span, centered on a hopping channel, RBW= 1 MHz, VBW ≥ RBW
Sweep = as necessary to capture the entire dwell time per hopping channel,
Detector function = peak, Trace = max hold
4. Measure and record the results in the test report.

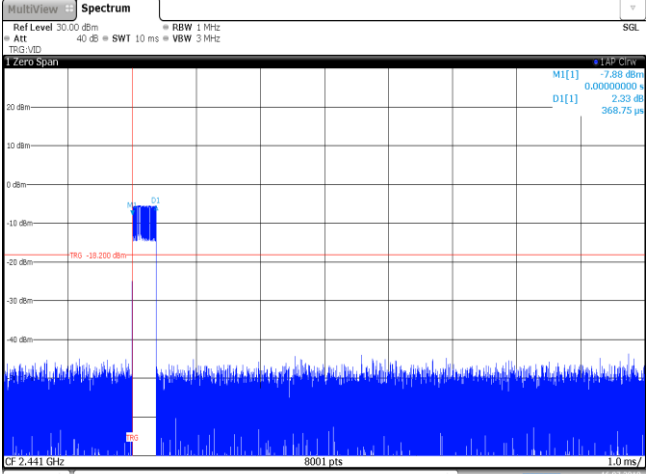
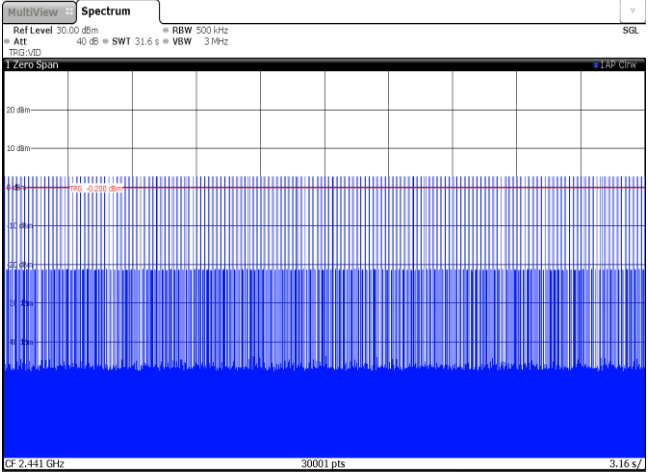
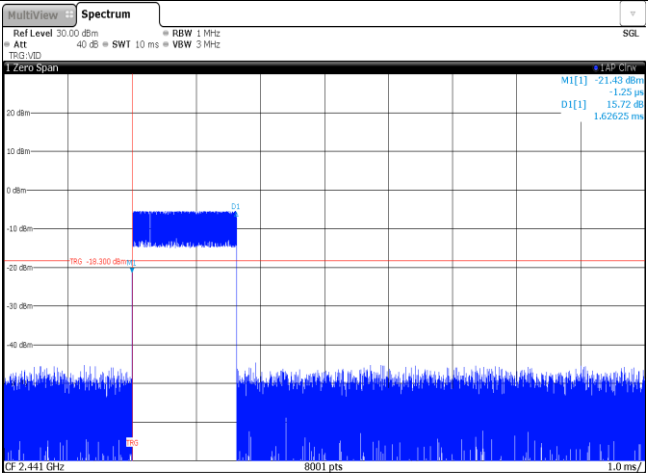
TEST MODE:

Please refer to the clause 3.3

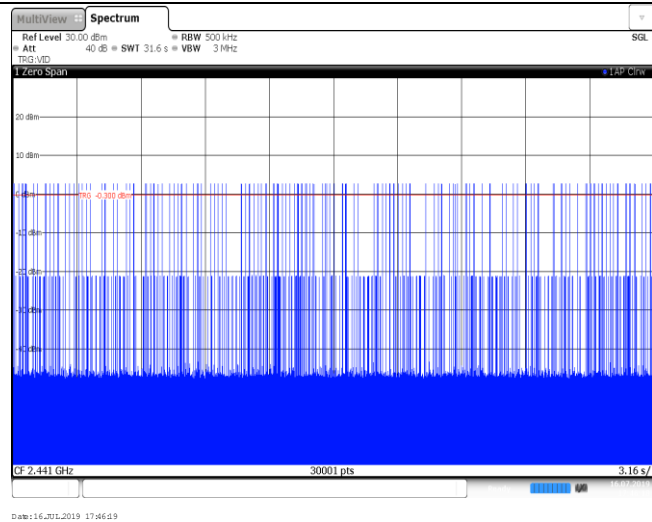
TEST RESULTS

☒ Passed ☐ Not Applicable

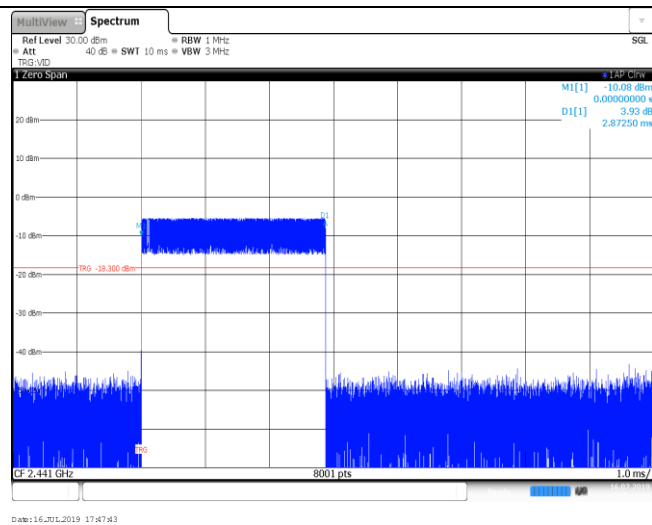
Modulation type	Channel	Burst Width [ms/hop/ch]	Total Hops[hop*ch]	Dwell time (Second)	Limit (Second)	Result
GFSK	DH1	0.37	315.00	0.12	≤ 0.40	Pass
	DH3	1.63	163.00	0.27		
	DH5	2.87	108.00	0.31		
π/4DQPSK	2DH1	0.38	313.00	0.12	≤ 0.40	Pass
	2DH3	1.63	164.00	0.27		
	2DH5	1.83	83.00	0.15		
8DPSK	3DH1	0.38	313.00	0.12	≤ 0.40	Pass
	3DH3	1.63	153.00	0.25		
	3DH5	2.88	112.00	0.32		

Modulation Type:	GFSK
DH1 Burst width	 <p>The spectrum plot shows a single burst of signal at 2.441 GHz. The y-axis represents power in dBm, ranging from -40 to 20. The x-axis represents frequency in MHz, ranging from 2.440 to 2.442. A red trace line is visible at -18.200 dBm. The plot shows a sharp peak at the center frequency, with a bandwidth of approximately 1 MHz. The signal is identified as DH1.</p> <p>Ref Level 30.00 dBm Att 40 dB RBW 1 MHz SWT 10 ms VBW 3 MHz SGL TRG V/D 1 Zero Span MI[1] 1.88 dBm D1[1] 2.33 dB 368.75 ps CF 2.441 GHz 8001 pts 1.0 ms/</p> <p>Date: 16-Jul-2019 17:44:23</p>
DH1 Burst number	 <p>The spectrum plot shows a continuous burst of signal at 2.441 GHz. The y-axis represents power in dBm, ranging from -40 to 20. The x-axis represents frequency in MHz, ranging from 2.440 to 2.442. A red trace line is visible at -18.200 dBm. The plot shows a sharp peak at the center frequency, with a bandwidth of approximately 1 MHz. The signal is identified as DH1.</p> <p>Ref Level 30.00 dBm Att 40 dB RBW 500 kHz SWT 31.6 s VBW 3 MHz SGL TRG V/D 1 Zero Span MI[1] 1.88 dBm D1[1] 2.33 dB 368.75 ps CF 2.441 GHz 30001 pts 3.16 s/</p> <p>Date: 16-Jul-2019 17:44:58</p>
DH3 Burst width	 <p>The spectrum plot shows a single burst of signal at 2.441 GHz. The y-axis represents power in dBm, ranging from -40 to 20. The x-axis represents frequency in MHz, ranging from 2.440 to 2.442. A red trace line is visible at -18.200 dBm. The plot shows a sharp peak at the center frequency, with a bandwidth of approximately 1 MHz. The signal is identified as DH3.</p> <p>Ref Level 30.00 dBm Att 40 dB RBW 1 MHz SWT 10 ms VBW 3 MHz SGL TRG V/D 1 Zero Span MI[1] -21.43 dBm D1[1] 15.72 dB 1.62625 ms CF 2.441 GHz 8001 pts 1.0 ms/</p> <p>Date: 16-Jul-2019 17:45:44</p>

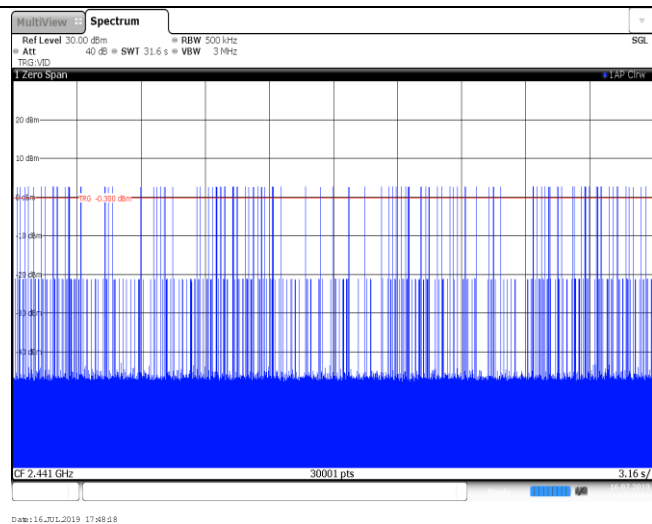
DH3
Burst number

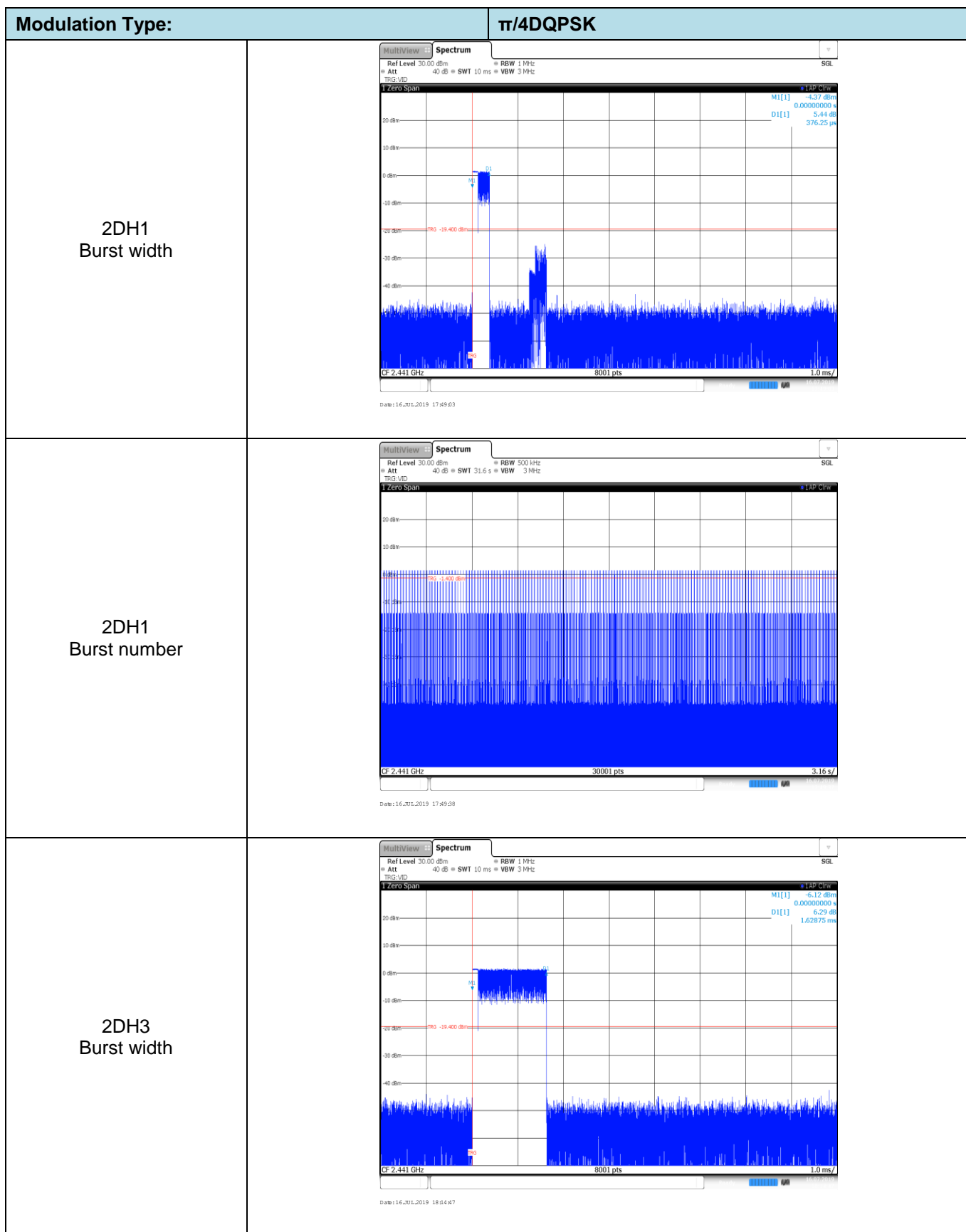


DH5
Burst width

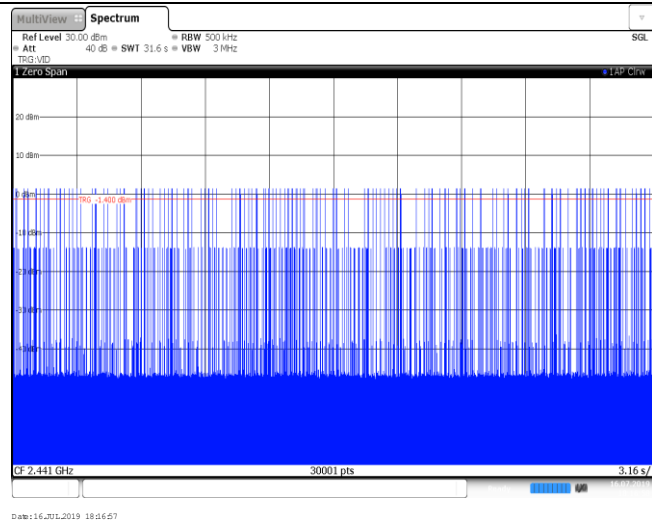


DH5
Burst number

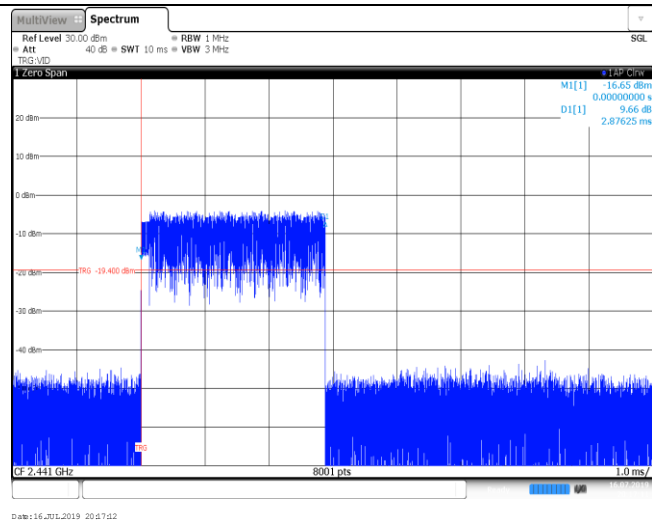




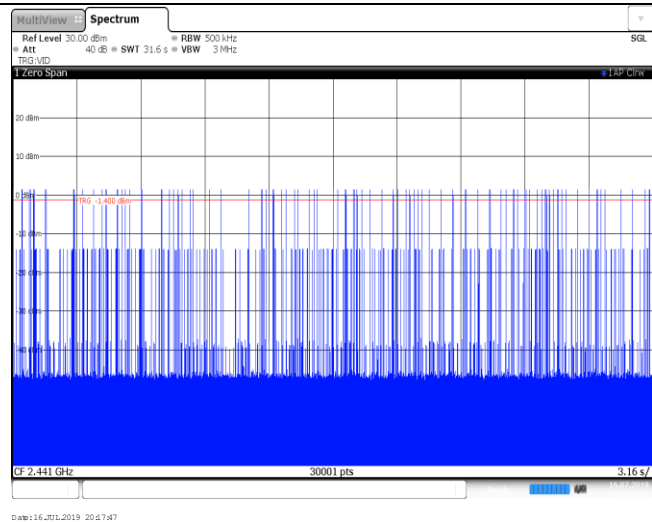
2DH3
Burst number

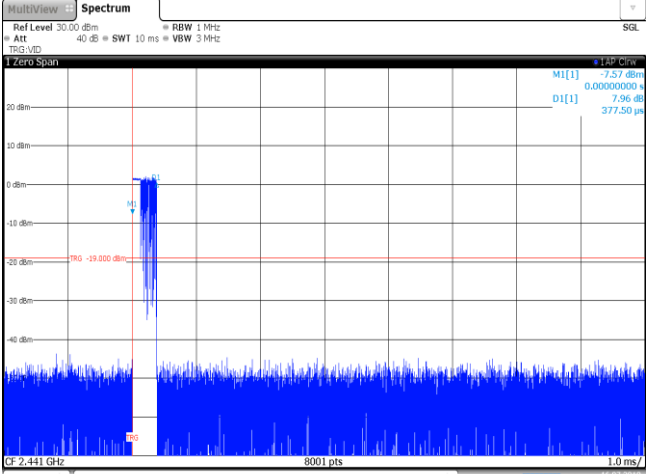
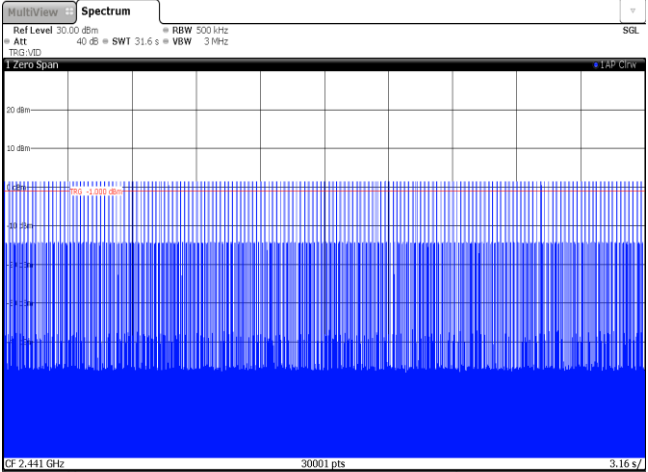
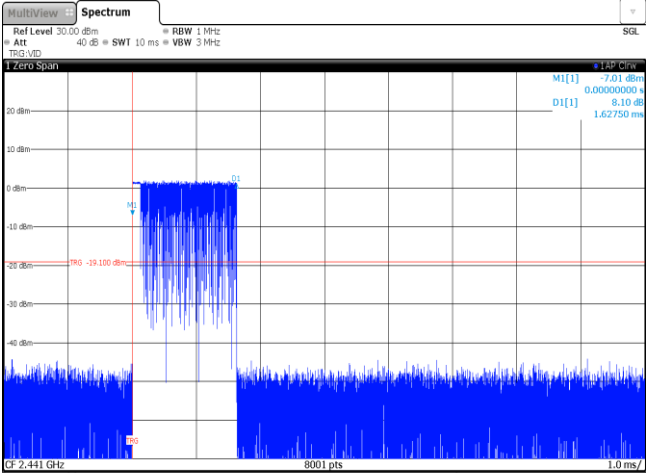


2DH5
Burst width



2DH5
Burst number



Modulation Type:	$\pi/4$ DQPSK
3DH1 Burst width	 <p>The spectrum plot shows a single burst of signal at 2.441 GHz. The y-axis represents power in dBm, ranging from -40 to 20. The x-axis represents frequency in MHz, ranging from 2.440 to 2.442. A red line indicates the noise floor at -19.000 dBm. The signal is centered at 2.441 GHz. The plot shows a sharp peak at the center frequency, indicating a narrow bandwidth signal.</p> <p>Ref Level 30.00 dBm Att 40 dB RBW 1 MHz SWT 10 ms VBW 3 MHz SGL TRG V/D 1 Zero Span M1[1] 7.57 dBm D1[1] 7.96 dB 377.50 ps CF 2.441 GHz 8001 pts 1.0 ms/</p> <p>Date: 16 Jul 2019 17:54:06</p>
3DH1 Burst number	 <p>The spectrum plot shows a continuous signal at 2.441 GHz. The y-axis represents power in dBm, ranging from -40 to 20. The x-axis represents frequency in MHz, ranging from 2.440 to 2.442. A red line indicates the noise floor at -19.000 dBm. The signal is centered at 2.441 GHz. The plot shows a dense, continuous signal, indicating a wide bandwidth signal.</p> <p>Ref Level 30.00 dBm Att 40 dB RBW 500 kHz SWT 31.6 s VBW 3 MHz SGL TRG V/D 1 Zero Span M1[1] 7.57 dBm D1[1] 7.96 dB 377.50 ps CF 2.441 GHz 30001 pts 3.16 s/</p> <p>Date: 16 Jul 2019 17:54:41</p>
3DH3 Burst width	 <p>The spectrum plot shows a single burst of signal at 2.441 GHz. The y-axis represents power in dBm, ranging from -40 to 20. The x-axis represents frequency in MHz, ranging from 2.440 to 2.442. A red line indicates the noise floor at -19.100 dBm. The signal is centered at 2.441 GHz. The plot shows a sharp peak at the center frequency, indicating a narrow bandwidth signal.</p> <p>Ref Level 30.00 dBm Att 40 dB RBW 1 MHz SWT 10 ms VBW 3 MHz SGL TRG V/D 1 Zero Span M1[1] 7.01 dBm D1[1] 8.10 dB 1.62750 ms CF 2.441 GHz 8001 pts 1.0 ms/</p> <p>Date: 16 Jul 2019 17:55:29</p>

5.8. Pseudorandom Frequency Hopping Sequence

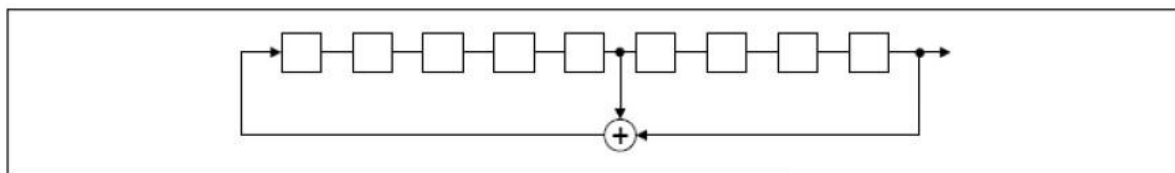
LIMIT

FCC CFR Title 47 Part 15 Subpart C Section 15.247 (a)(1): Frequency hopping systems shall have hopping channel carrier frequencies separated by a minimum of 25 kHz or the 20 dB bandwidth of the hopping channel, whichever is greater. Alternatively, frequency hopping systems operating in the 2400–2483.5 MHz band may have hopping channel carrier frequencies that are separated by 25 kHz or two-thirds of the 20 dB bandwidth of the hopping channel, whichever is greater, provided the systems operate with an output power no greater than 125 mW. The system shall hop to channel frequencies that are selected at the system hopping rate from a pseudo-randomly ordered list of hopping frequencies. Each frequency must be used equally on the average by each transmitter. The system receivers shall have input bandwidths that match the hopping channel bandwidths of their corresponding transmitters and shall shift frequencies in synchronization with the transmitted signals.

TEST RESULTS

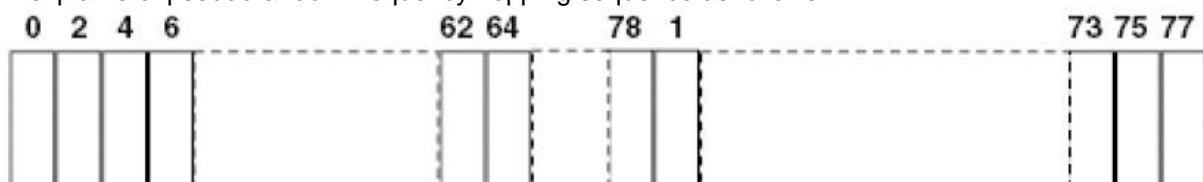
The pseudorandom frequency hopping sequence may be generated in a nine-stage shift register whose 5th and 9th stage outputs are added in a modulo-two addition stage. And the result is fed back to the input of the first stage. The sequence begins with the first one of 9 consecutive ones, for example: the shift register is initialized with nine ones.

- Number of shift register stages: 9
- Length of pseudo-random sequence: $2^9 - 1 = 511$ bits
- Longest sequence of zeros: 8 (non-inverted signal)



Linear Feedback Shift Register for Generation of the PRBS sequence

An example of pseudorandom frequency hopping sequence as follows:



Each frequency used equally one the average by each transmitter.

The system receiver have input bandwidths that match the hopping channel bandwidths of their corresponding transmitter and shift frequencies in synchronization with the transmitted signals.

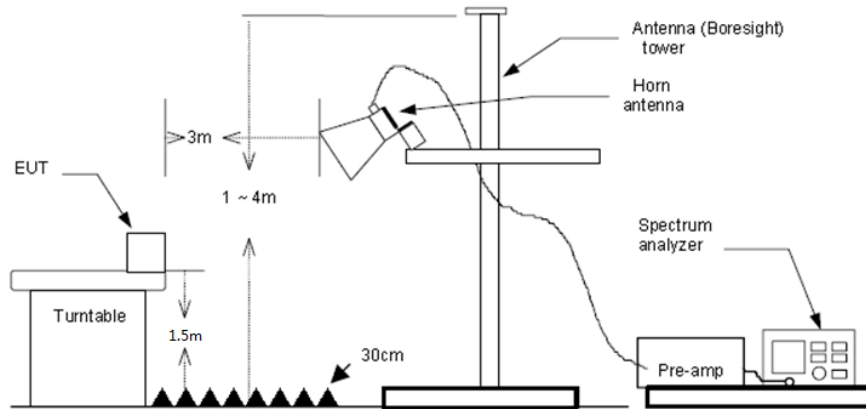
5.9. Restricted band (radiated)

LIMIT

FCC CFR Title 47 Part 15 Subpart C Section 15.247 (d):

In any 100 kHz bandwidth outside the frequency band in which the spread spectrum or digitally modulated intentional radiator is operating, Radiated Emissions which fall in the restricted bands, as defined in §15.205(a), must also comply with the Radiated Emissions limits specified in §15.209(a) (see §15.205(c)).

TEST CONFIGURATION



TEST PROCEDURE

1. The EUT was setup and tested according to ANSI C63.10:2013 for compliance to FCC 47CFR 15.247 requirements.
2. The EUT is placed on a turn table which is 1.5 meter above ground. The turn table is rotated 360 degrees to determine the position of the maximum emission level.
3. The EUT was positioned such that the distance from antenna to the EUT was 3 meters.
4. The antenna is scanned from 1 meter to 4 meters to find out the maximum emission level. This is repeated for both horizontal and vertical polarization of the antenna. In order to find the maximum emission, all of the interface cables were manipulated according to ANSI C63.10:2013 on radiated measurement.
5. The receiver set as follow:
RBW=1 MHz, VBW=3 MHz Peak detector for Peak value
RBW=1 MHz, VBW=10 Hz Peak detector for Average value.

TEST MODE:

Please refer to the clause 3.3

TEST RESULTS

☒ Passed ☐ Not Applicable

Note:

- 1) Final level= Read level + Factor
- 2) Have pre-scan all modulation mode, found the GFSK modulation which it was worst case, so only the worst case's data on the test report.
- 3) The peak level is lower than average limit(54 dBuV/m), this data is the too weak instrument of signal is unable to test.

Test channel:			CH00				
Frequency (MHz)	Read Level (dBuV/m)	Factor (dB)	Level (dBuV/m)	Limit Line (dBuV/m)	Margin (dB)	Polarization	Test value
2310.00	53.10	-2.34	50.76	74.00	23.24	Horizontal	Peak
2390.00	52.67	-2.41	50.26	74.00	23.74	Horizontal	Peak
2310.00	51.86	-2.34	49.52	74.00	24.48	Vertical	Peak
2390.00	51.56	-2.41	49.15	74.00	24.85	Vertical	Peak
2310.00	47.12	-2.34	44.78	54.00	9.22	Horizontal	Average
2390.00	45.62	-2.41	43.21	54.00	10.79	Horizontal	Average
2310.00	45.91	-2.34	43.57	54.00	10.43	Vertical	Average
2390.00	44.99	-2.41	42.58	54.00	11.42	Vertical	Average

Test channel:			CH78				
Frequency (MHz)	Read Level (dBuV/m)	Factor (dB)	Level (dBuV/m)	Limit Line (dBuV/m)	Margin (dB)	Polarization	Test value
2483.50	55.22	-2.15	53.07	74.00	20.93	Horizontal	Peak
2500.00	52.34	-2.10	50.24	74.00	23.76	Horizontal	Peak
2483.50	53.48	-2.15	51.33	74.00	22.67	Vertical	Peak
2500.00	52.05	-2.10	49.95	74.00	24.05	Vertical	Peak
2483.50	50.63	-2.15	48.48	54.00	5.52	Horizontal	Average
2500.00	44.93	-2.10	42.83	54.00	11.17	Horizontal	Average
2483.50	47.22	-2.15	45.07	54.00	8.93	Vertical	Average
2500.00	45.73	-2.10	43.63	54.00	10.37	Vertical	Average

5.10. Band edge and Spurious Emissions (conducted)

LIMIT

FCC CFR Title 47 Part 15 Subpart C Section 15.247 (d): In any 100 kHz bandwidth outside the frequency band in which the spread spectrum intentional radiator is operating, the radio frequency power that is produced by the intentional radiator shall be at least 20 dB below that in the 100 kHz bandwidth within the band that contains the highest level of the desired power, based on either an RF conducted or a radiated measurement.

TEST CONFIGURATION



TEST PROCEDURE

1. The transmitter output was connected to the spectrum analyzer through an attenuator, the path loss was compensated to the results for each measurement.
2. Set to the maximum power setting and enable the EUT transmit continuously
3. Use the following spectrum analyzer settings:
RBW = 100 kHz, VBW \geq RBW, scan up through 10th harmonic.
Sweep = auto, Detector function = peak, Trace = max hold
4. Measure and record the results in the test report.

TEST MODE:

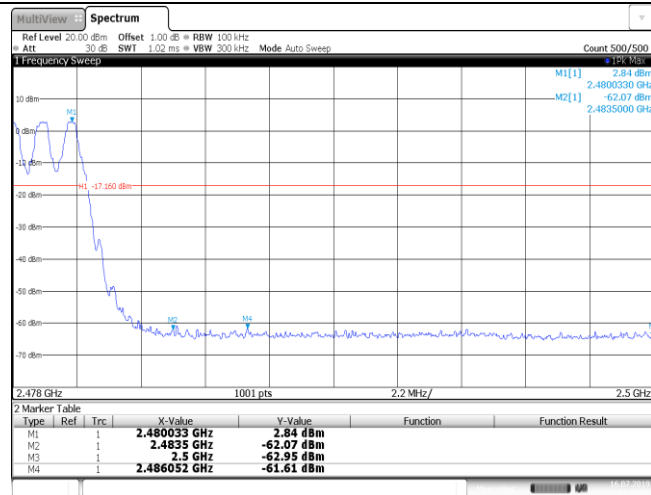
Please refer to the clause 3.3

TEST RESULTS

☒ Passed ☐ Not Applicable

Test Item:	Band edge	Modulation type:	GFSK
CH00 No hopping mode	<div><div><div><div><div><div></div><div></div><div></div><div></div><div></div><div></div><div></div><div></div><div></div><div></div><div></div><div></div><div></div><div></div><div></div><div></div><div></div><div></div><div></div><div></div><div></div><div></div><div></div><div></div><div></div><div></div><div></div><div></div><div></div><div></div><div></div><div></div><div></div><div></div><div></div><div></div><div></div><div></div><div></div><div></div><div></div><div></div><div></div><div></div><div></div><div></div><div></div><div></div><div></div><div></div><div></div><div></div><div></div><div></div><div></div><div></div><div></div><div></div><div></div><div></div><div></div><div></div><div></div><div></div><div></div><div></div><div></div><div></div><div></div><div></div><div></div><div></div><div></div><div></div><div></div><div></div><div></div><div></div><div></div><div></div><div></div><div></div><div></div><div></div><div></div><div></div><div></div><div></div><div></div><div></div><div></div><div></div><div></div><div></div><div></div><div></div><div></div><div></div><div></div><div></div><div></div><div></div><div></div><div></div><div></div><div></div><div></div><div></div><div></div><div></div><div></div><div></div><div></div><div></div><div></div><div></div><div></div><div></div><div></div><div></div><div></div><div></div><div></div><div></div><div></div><div></div><div></div><div></div><div></div><div></div><div></div><div></div><div></div><div></div><div></div><div></div><div></div><div></div><div></div><div></div><div></div><div></div><div></div><div></div><div></div><div></div><div></div><div></div><div></div><div></div><div></div><div></div><div></div><div></div><div></div><div></div><div></div><div></div><div></div><div></div><div></div><div></div><div></div><div></div><div></div><div></div><div></div><div></div><div></div><div></div><div></div><div></div><div></div><div></div><div></div><div></div><div></div><div></div><div></div><div></div><div></div><div></div><div></div><div></div><div></div><div></div><div></div><div></div><div></div><div></div><div></div><div></div><div></div><div></div><div></div><div></div><div></div><div></div><div></div><div></div><div></div><div></div><div></div><div></div><div></div><div></div><div></div><div></div><div></div><div></div><div></div><div></div><div></div><div></div><div></div><div></div><div></div><div></div><div></div><div></div><div></div><div></div><div></div><div></div><div></div><div></div><div></div><div></div><div></div><div></div><div></div><div></div><div></div><div></div><div></div><div></div><div></div><div></div><div></div><div></div><div></div><div></div><div></div><div></div><div></div><div></div><div></div><div></div><div></div><div></div><div></div><div></div><div></div><div></div><div></div><div></div><div></div><div></div><div></div><div></div><div></div><div></div><div></div><div></div><div></div><div></div><div></div><div></div><div></div><div></div><div></div><div></div><div></div><div></div><div></div><div></div><div></div><div></div><div></div><div></div><div></div><div></div><div></div><div></div><div></div><div></div><div></div><div></div><div></div><div></div><div></div><div></div><div></div><div></div><div></div><div></div><div></div><div></div><div></div><div></div><div></div><div></div><div></div><div></div><div></div><div></div><div></div><div></div><div></div><div></div><div></div><div></div><div></div><div></div><div></div><div></div><div></div><div></div><div></div><div></div><div></div><div></div><div></div><div></div><div></div><div></div><div></div><div></div><div></div><div></div><div></div><div></div><div></div><div></div><div></div><div></div><div></div><div></div><div></div><div></div><div></div><div></div><div></div><div></div><div></div><div></div><div></div><div></div><div></div><div></div><div></div><div></div><div></div><div></div><div></div><div></div><div></div><div></div><div></div><div></div><div></div><div></div><div></div><div></div><div></div><div></div><div></div><div></div><div></div><div></div><div></div><div></div><div></div><div></div><div></div><div></div><div></div><div></div><div></div><div></div><div></div><div></div><div></div><div></div><div></div><div></div><div></div><div></div><div></div><div></div><div></div><div></div><div></div><div></div><div></div><div></div><div></div><div></div><div></div><div></div><div></div><div></div><div></div><div></div><div></div><div></div><div></div><div></div><div></div><div></div><div></div><div></div><div></div><div></div><div></div><div></div><div></div><div></div><div></div><div></div><div></div><div></div><div></div><div></div><div></div><div></div><div></div><div></div><div></div><div></div><div></div><div></div><div></div><div></div><div></div><div></div><div></div><div></div><div></div><div></div><div></div><div></div><div></div><div></div><div></div><div></div><div></div><div></div><div></div><div></div><div></div><div></div><div></div><div></div><div></div><div></div><div></div><div></div><div></div><div></div><div></div><div></div><div></div><div></div><div></div><div></div><div></div><div></div><div></div><div></div><div></div><div></div><div></div><div></div><div></div><div></div><div></div><div></div><div></div><div></div><div></div><div></div><div></div><div></div><div></div><div></div><div></div><div></div><div></div><div></div><div></div><div></div><div></div><div></div><div></div><div></div><div></div><div></div><div></div><div></div><div></div><div></div><div></div><div></div><div></div><div></div><div></div><div></div><div></div><div></div><div></div><div></div><div></div><div></div><div></div><div></div><div></div><div></div><div></div><div></div><div></div><div></div><div></div><div></div><div></div><div></div><div></div><div></div><div></div><div></div><div></div><div></div><div></div><div></div><div></div><div></div><div></div><div></div><div></div><div></div><div></div><div></div><div></div><div></div><div></div><div></div><div></div><div></div><div></div><div></div><div></div><div></div><div></div><div></div><div></div><div></div><div></div><div></div><div></div><div></div><div></div><div></div><div></div><div></div><div></div><div></div><div></div><div></div><div></div><div></div><div></div><div></div><div></div><div></div><div></div><div></div><div></div><div></div><div></div><div></div><div></div><div></div><div></div><div></div><div></div><div></div><div></div><div></div><div></div><div></div><div></div><div></div><div></div><div></div><div></div><div></div><div></div><div></div><div></div><div></div><div></div><div></div><div></div><div></div><div></div><div></div><div></div><div></div><div></div><div></div><div></div><div></div><div></div><div></div><div></div><div></div><div></div><div></div><div></div><div></div><div></div><div></div><div></div><div></div><div></div><div></div><div></div><div></div><div></div><div></div><div></div><div></div><div></div><div></div><div></div><div></div><div></div><div></div><div></div><div></div><div></div><div></div><div></div><div></div><div></div><div></div><div></div><div></div><div></div><div></div><div></div><div></div><div></div><div></div><div></div><div></div><div></div><div></div><div></div><div></div><div></div><div></div><div></div><div></div><div></div><div></div><div></div><div></div><div></div><div></div><div></div><div></div><div></div><div></div><div></div><div></div><div></div><div></div><div></div><div></div><div></div><div></div><div></div><div></div><div></div><div></div><div></div><div></div><div></div><div></div><div></div><div></div><div></div><div></div><div></div><div></div><div></div><div></div><div></div><div></div><div></div><div></div><div></div><div></div><div></div><div></div><div></div><div></div><div></div><div></div><div></div><div></div><div></div><div></div><div></div><div></div><div></div><div></div><div></div><div></div><div></div><div></div><div></div><div></div><div></div><div></div><div></div><div></div><div></div><div></div><div></div><div></div><div></div><div></div><div></div><div></div><div></div><div></div><div></div><div></div><div></div><div></div><div></div><div></div><div></div><div></div><div></div><div></div><div></div><div></div><div></div><div></div><div></div><div></div><div></div><div></div><div></div><div></div><div></div><div></div><div></div><div></div><div></div><div></div><div></div><div></div><div></div><div></div><div></div><div></div><div></div><div></div><div></div><div></div><div></div><div></div><div></div><div></div><div></div><div></div><div></div><div></div><div></div><div></div><div></div><div></div><div></div><div></div><div></div><div></div><div></div><div></div><div></div><div></div><div></div><div></div><div></div><div></div><div></div><div></div><div></div><div></div><div></div><div></div><div></div><div></div><div></div><div></div><div></div><div></div><div></div><div></div><div></div><div></div><div></div><div></div><div></div><div></div><div></div><div></div><div></div><div></div><div></div><div></div><div></div><div></div><div></div><div></div><div></div><div></div><div></div><div></div><div></div><div></div><div></div><div></div><div></div><div></div><div></div><div></div><div></div><div></div><div></div><div></div><div></div><div></div><div></div><div></div><div></div><div></div><div></div><div></div><div></div><div></div><div></div><div></div><div></div><div></div><div></div><div></div><div></div><div></div><div></div><div></div><div></div><div></div><div></div><div></div><div></div><div></div><div></div><div></div><div></div><div></div><div></div><div></div><div></div><div></div><div></div><div></div><div></div><div></div><div></div><div></div><div></div><div></div><div></div><div></div><div></div><div></div><div></div><div></div><div></div><div></div><div></div><div></div><div></div><div></div><div></div><div></div><div></div><div></div><div></div><div></div><div></div><div></div><div></div><div></div><div></div><div></div><div></div><div></div><div></div><div></div><div></div><div></div><div></div><div></div><div></div><div></div><div></div><div></div><div></div><div></div><div></div><div></div><div></div><div></div><div></div><div></div><div></div><div></div><div></div><div></div><div></div><div></div><div></div><div></div><div></div><div></div><div></div><div></div><div></div><div></div><div></div><div></div><div></div><div></div><div></div><div></div><div></div><div></div><div></div><div></div><div></div><div></div><div></div><div></div><div></div><div></div><div></div><div></div><div></div><div></div><div></div><div></div><div></div><div></div><div></div><div></div><div></div><div></div><div></div><div></div><div></div><div></div><div></div><div></div><div></div><div></div><div></div><div></div><div></div><div></div><div></div><div></div><div></div><div></div><div></div><div></div><div></div><div></div><div></div><div></div><div></div><div></div><div></div><div></div><div></div><div></div><div></div><div></div><div></div><div></div><div></div><div></div><div></div><div></div><div></div><div></div><div></div><div></div><div></div><div></div><div></div><div></div><div></div><div></div><div></div><div></div><div></div><div></div><div></div><div></div><div></div><div></div><div></div><div></div><div></div><div></div><div></div><div></div><div></div><div></div><div></div><div></div><div></div><div></div><div></div><div></div><div></div><div></div><div></div><div></div><div></div><div></div><div></div><div></div><div></div><div></div><div></div><div></div><div></div><div></div><div></div><div></div><div></div><div></div><div></div><div></div><div></div><div></div><div></div><div></div><div></div><div></div><div></div><div></div><div></div><div></div><div></div><div></div><div></div><div></div><div></div><div></div><div></div><div></div><div></div><div></div><div></div><div></div><div></div><div></div><div></div><div></div><div></div><div></div><div></div><div></div><div></div><div></div><div></div><div></div><div></div><div></div><div></div><div></div><div></div><div></div><div></div><div></div><div></</div></div></div></div></div></div>		

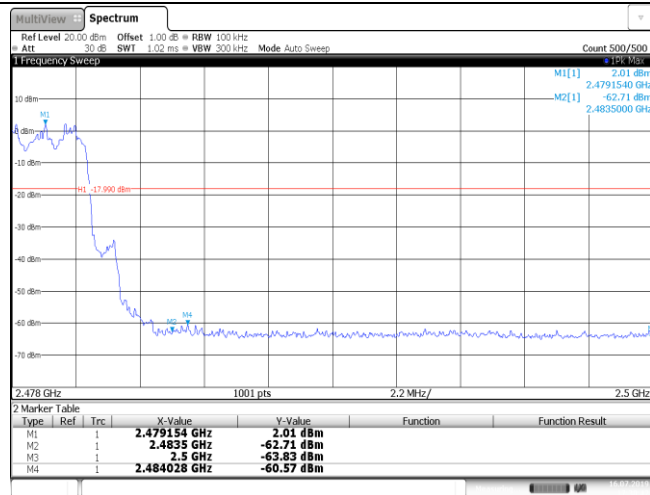
CH78
Hopping mode



Date: 16.07.2019 17:35:02

Test Item:	Band edge	Modulation type:	$\pi/4$ DQPSK
CH00 No hopping mode	<div><div><div><div><div><div></div><div></div><div></div><div></div><div></div><div></div><div></div><div></div><div></div><div></div><div></div><div></div><div></div><div></div><div></div><div></div><div></div><div></div><div></div><div></div><div></div><div></div><div></div><div></div><div></div><div></div><div></div><div></div><div></div><div></div><div></div><div></div><div></div><div></div><div></div><div></div><div></div><div></div><div></div><div></div><div></div><div></div><div></div><div></div><div></div><div></div><div></div><div></div><div></div><div></div><div></div><div></div><div></div><div></div><div></div><div></div><div></div><div></div><div></div><div></div><div></div><div></div><div></div><div></div><div></div><div></div><div></div><div></div><div></div><div></div><div></div><div></div><div></div><div></div><div></div><div></div><div></div><div></div><div></div><div></div><div></div><div></div><div></div><div></div><div></div><div></div><div></div><div></div><div></div><div></div><div></div><div></div><div></div><div></div><div></div><div></div><div></div><div></div><div></div><div></div><div></div><div></div><div></div><div></div><div></div><div></div><div></div><div></div><div></div><div></div><div></div><div></div><div></div><div></div><div></div><div></div><div></div><div></div><div></div><div></div><div></div><div></div><div></div><div></div><div></div><div></div><div></div><div></div><div></div><div></div><div></div><div></div><div></div><div></div><div></div><div></div><div></div><div></div><div></div><div></div><div></div><div></div><div></div><div></div><div></div><div></div><div></div><div></div><div></div><div></div><div></div><div></div><div></div><div></div><div></div><div></div><div></div><div></div><div></div><div></div><div></div><div></div><div></div><div></div><div></div><div></div><div></div><div></div><div></div><div></div><div></div><div></div><div></div><div></div><div></div><div></div><div></div><div></div><div></div><div></div><div></div><div></div><div></div><div></div><div></div><div></div><div></div><div></div><div></div><div></div><div></div><div></div><div></div><div></div><div></div><div></div><div></div><div></div><div></div><div></div><div></div><div></div><div></div><div></div><div></div><div></div><div></div><div></div><div></div><div></div><div></div><div></div><div></div><div></div><div></div><div></div><div></div><div></div><div></div><div></div><div></div><div></div><div></div><div></div><div></div><div></div><div></div><div></div><div></div><div></div><div></div><div></div><div></div><div></div><div></div><div></div><div></div><div></div><div></div><div></div><div></div><div></div><div></div><div></div><div></div><div></div><div></div><div></div><div></div><div></div><div></div><div></div><div></div><div></div><div></div><div></div><div></div><div></div><div></div><div></div><div></div><div></div><div></div><div></div><div></div><div></div><div></div><div></div><div></div><div></div><div></div><div></div><div></div><div></div><div></div><div></div><div></div><div></div><div></div><div></div><div></div><div></div><div></div><div></div><div></div><div></div><div></div><div></div><div></div><div></div><div></div><div></div><div></div><div></div><div></div><div></div><div></div><div></div><div></div><div></div><div></div><div></div><div></div><div></div><div></div><div></div><div></div><div></div><div></div><div></div><div></div><div></div><div></div><div></div><div></div><div></div><div></div><div></div><div></div><div></div><div></div><div></div><div></div><div></div><div></div><div></div><div></div><div></div><div></div><div></div><div></div><div></div><div></div><div></div><div></div><div></div><div></div><div></div><div></div><div></div><div></div><div></div><div></div><div></div><div></div><div></div><div></div><div></div><div></div><div></div><div></div><div></div><div></div><div></div><div></div><div></div><div></div><div></div><div></div><div></div><div></div><div></div><div></div><div></div><div></div><div></div><div></div><div></div><div></div><div></div><div></div><div></div><div></div><div></div><div></div><div></div><div></div><div></div><div></div><div></div><div></div><div></div><div></div><div></div><div></div><div></div><div></div><div></div><div></div><div></div><div></div><div></div><div></div><div></div><div></div><div></div><div></div><div></div><div></div><div></div><div></div><div></div><div></div><div></div><div></div><div></div><div></div><div></div><div></div><div></div><div></div><div></div><div></div><div></div><div></div><div></div><div></div><div></div><div></div><div></div><div></div><div></div><div></div><div></div><div></div><div></div><div></div><div></div><div></div><div></div><div></div><div></div><div></div><div></div><div></div><div></div><div></div><div></div><div></div><div></div><div></div><div></div><div></div><div></div><div></div><div></div><div></div><div></div><div></div><div></div><div></div><div></div><div></div><div></div><div></div><div></div><div></div><div></div><div></div><div></div><div></div><div></div><div></div><div></div><div></div><div></div><div></div><div></div><div></div><div></div><div></div><div></div><div></div><div></div><div></div><div></div><div></div><div></div><div></div><div></div><div></div><div></div><div></div><div></div><div></div><div></div><div></div><div></div><div></div><div></div><div></div><div></div><div></div><div></div><div></div><div></div><div></div><div></div><div></div><div></div><div></div><div></div><div></div><div></div><div></div><div></div><div></div><div></div><div></div><div></div><div></div><div></div><div></div><div></div><div></div><div></div><div></div><div></div><div></div><div></div><div></div><div></div><div></div><div></div><div></div><div></div><div></div><div></div><div></div><div></div><div></div><div></div><div></div><div></div><div></div><div></div><div></div><div></div><div></div><div></div><div></div><div></div><div></div><div></div><div></div><div></div><div></div><div></div><div></div><div></div><div></div><div></div><div></div><div></div><div></div><div></div><div></div><div></div><div></div><div></div><div></div><div></div><div></div><div></div><div></div><div></div><div></div><div></div><div></div><div></div><div></div><div></div><div></div><div></div><div></div><div></div><div></div><div></div><div></div><div></div><div></div><div></div><div></div><div></div><div></div><div></div><div></div><div></div><div></div><div></div><div></div><div></div><div></div><div></div><div></div><div></div><div></div><div></div><div></div><div></div><div></div><div></div><div></div><div></div><div></div><div></div><div></div><div></div><div></div><div></div><div></div><div></div><div></div><div></div><div></div><div></div><div></div><div></div><div></div><div></div><div></div><div></div><div></div><div></div><div></div><div></div><div></div><div></div><div></div><div></div><div></div><div></div><div></div><div></div><div></div><div></div><div></div><div></div><div></div><div></div><div></div><div></div><div></div><div></div><div></div><div></div><div></div><div></div><div></div><div></div><div></div><div></div><div></div><div></div><div></div><div></div><div></div><div></div><div></div><div></div><div></div><div></div><div></div><div></div><div></div><div></div><div></div><div></div><div></div><div></div><div></div><div></div><div></div><div></div><div></div><div></div><div></div><div></div><div></div><div></div><div></div><div></div><div></div><div></div><div></div><div></div><div></div><div></div><div></div><div></div><div></div><div></div><div></div><div></div><div></div><div></div><div></div><div></div><div></div><div></div><div></div><div></div><div></div><div></div><div></div><div></div><div></div><div></div><div></div><div></div><div></div><div></div><div></div><div></div><div></div><div></div><div></div><div></div><div></div><div></div><div></div><div></div><div></div><div></div><div></div><div></div><div></div><div></div><div></div><div></div><div></div><div></div><div></div><div></div><div></div><div></div><div></div><div></div><div></div><div></div><div></div><div></div><div></div><div></div><div></div><div></div><div></div><div></div><div></div><div></div><div></div><div></div><div></div><div></div><div></div><div></div><div></div><div></div><div></div><div></div><div></div><div></div><div></div><div></div><div></div><div></div><div></div><div></div><div></div><div></div><div></div><div></div><div></div><div></div><div></div><div></div><div></div><div></div><div></div><div></div><div></div><div></div><div></div><div></div><div></div><div></div><div></div><div></div><div></div><div></div><div></div><div></div><div></div><div></div><div></div><div></div><div></div><div></div><div></div><div></div><div></div><div></div><div></div><div></div><div></div><div></div><div></div><div></div><div></div><div></div><div></div><div></div><div></div><div></div><div></div><div></div><div></div><div></div><div></div><div></div><div></div><div></div><div></div><div></div><div></div><div></div><div></div><div></div><div></div><div></div><div></div><div></div><div></div><div></div><div></div><div></div><div></div><div></div><div></div><div></div><div></div><div></div><div></div><div></div><div></div><div></div><div></div><div></div><div></div><div></div><div></div><div></div><div></div><div></div><div></div><div></div><div></div><div></div><div></div><div></div><div></div><div></div><div></div><div></div><div></div><div></div><div></div><div></div><div></div><div></div><div></div><div></div><div></div><div></div><div></div><div></div><div></div><div></div><div></div><div></div><div></div><div></div><div></div><div></div><div></div><div></div><div></div><div></div><div></div><div></div><div></div><div></div><div></div><div></div><div></div><div></div><div></div><div></div><div></div><div></div><div></div><div></div><div></div><div></div><div></div><div></div><div></div><div></div><div></div><div></div><div></div><div></div><div></div><div></div><div></div><div></div><div></div><div></div><div></div><div></div><div></div><div></div><div></div><div></div><div></div><div></div><div></div><div></div><div></div><div></div><div></div><div></div><div></div><div></div><div></div><div></div><div></div><div></div><div></div><div></div><div></div><div></div><div></div><div></div><div></div><div></div><div></div><div></div><div></div><div></div><div></div><div></div><div></div><div></div><div></div><div></div><div></div><div></div><div></div><div></div><div></div><div></div><div></div><div></div><div></div><div></div><div></div><div></div><div></div><div></div><div></div><div></div><div></div><div></div><div></div><div></div><div></div><div></div><div></div><div></div><div></div><div></div><div></div><div></div><div></div><div></div><div></div><div></div><div></div><div></div><div></div><div></div><div></div><div></div><div></div><div></div><div></div><div></div><div></div><div></div><div></div><div></div><div></div><div></div><div></div><div></div><div></div><div></div><div></div><div></div><div></div><div></div><div></div><div></div><div></div><div></div><div></div><div></div><div></div><div></div><div></div><div></div><div></div><div></div><div></div><div></div><div></div><div></div><div></div><div></div><div></div><div></div><div></div><div></div><div></div><div></div><div></div><div></div><div></div><div></div><div></div><div></div><div></div><div></div><div></div><div></div><div></div><div></div><div></div><div></div><div></div><div></div><div></div><div></div><div></div><div></div><div></div><div></div><div></div><div></div><div></div><div></div><div></div><div></div><div></div><div></div><div></div><div></div><div></div><div></div><div></div><div></div><div></div><div></div><div></div><div></div><div></div><div></div><div></div><div></div><div></div><div></div><div></div><div></div><div></div><div></div><div></div><div></div><div></div><div></div><div></div><div></div><div></div><div></div><div></div><div></div><div></div><div></div><div></div><div></div><div></div><div></div><div></div><div></div><div></div><div></div></div></div></div></div></div>		

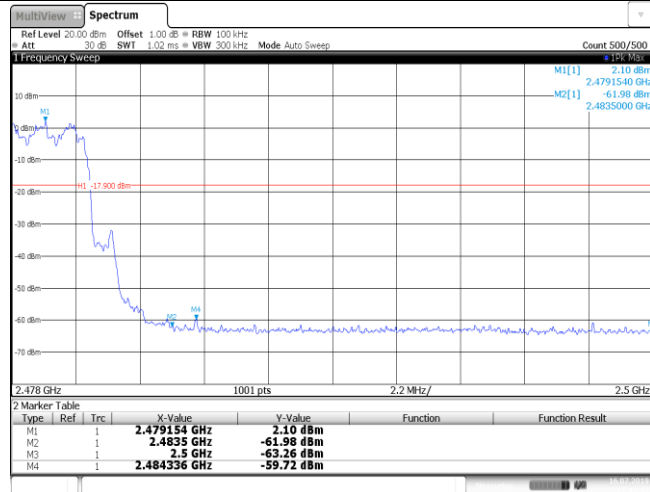
CH78
Hopping mode



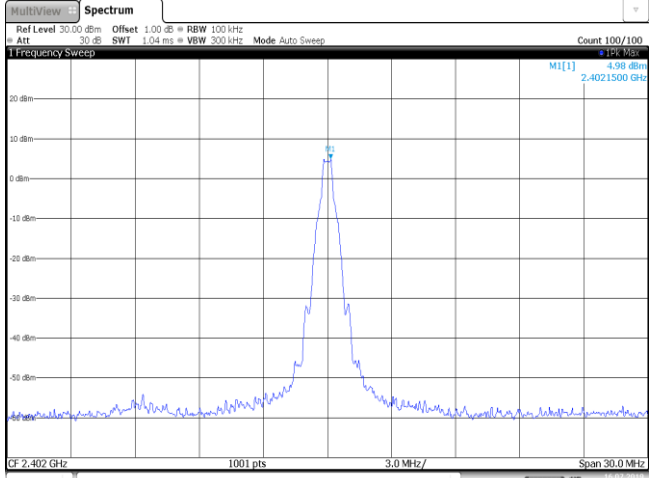
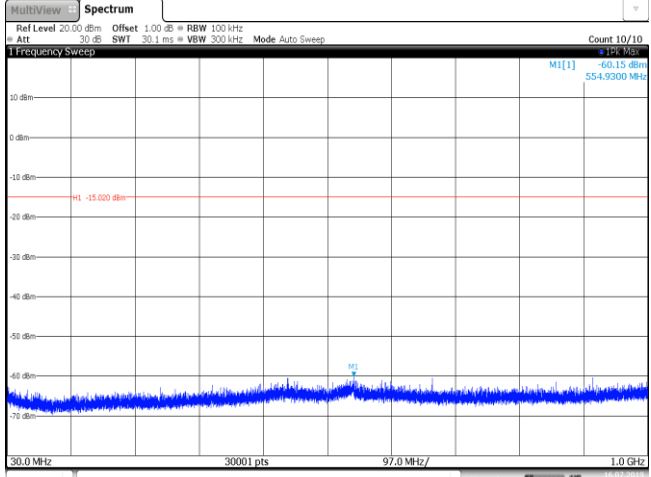
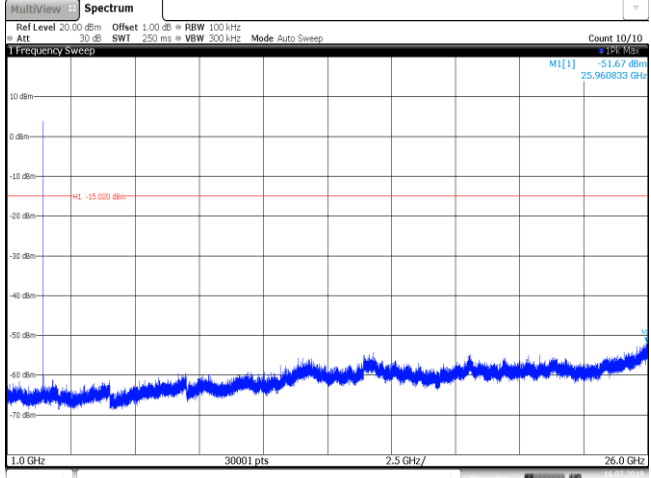
Date: 16.07.2019 17:38:42

Test Item:	Band edge	Modulation type:	8DPSK																																										
CH00 No hopping mode	<div><div><div><div>MultiView</div><div>Spectrum</div><div></div></div><div><div>Ref Level 20.00 dBm</div><div>Offset 1.00 dB BW 100 kHz</div><div>Att 30 dB SW 1.05 ms VBW 300 kHz Mode Auto Sweep</div><div>Count 500/500</div></div><div><div>Frequency Sweep</div><div><div>10 dBm</div><div>0 dBm</div><div>-10 dBm</div><div>-20 dBm</div><div>-30 dBm</div><div>-40 dBm</div><div>-50 dBm</div><div>-60 dBm</div><div>-70 dBm</div></div><div><div>M1 [1] -3.42 dBm</div><div>M2 [1] 2.4021050 GHz</div><div>M3 [1] 53.19 dBm</div><div>M4 [1] 2.4000000 GHz</div></div></div><div><div>2.31 GHz</div><div>1001 pts</div><div>9.5 MHz/</div><div>2.405 GHz</div></div><div><div>2 Marker Table</div><table><tr><th>Type</th><th>Ref</th><th>Trc</th><th>X-Value</th><th>Y-Value</th><th>Function</th><th>Function Result</th></tr><tr><td>M1</td><td>1</td><td></td><td>2.402105 GHz</td><td>-3.42 dBm</td><td></td><td></td></tr><tr><td>M2</td><td>1</td><td></td><td>2.4 GHz</td><td>-53.19 dBm</td><td></td><td></td></tr><tr><td>M3</td><td>1</td><td></td><td>2.39 GHz</td><td>-63.38 dBm</td><td></td><td></td></tr><tr><td>M4</td><td>1</td><td></td><td>2.31 GHz</td><td>-63.06 dBm</td><td></td><td></td></tr><tr><td>M5</td><td>1</td><td></td><td>2.39968 GHz</td><td>-52.96 dBm</td><td></td><td></td></tr></table></div></div><div>Date: 16 Jul 2019 17:27:55</div></div>			Type	Ref	Trc	X-Value	Y-Value	Function	Function Result	M1	1		2.402105 GHz	-3.42 dBm			M2	1		2.4 GHz	-53.19 dBm			M3	1		2.39 GHz	-63.38 dBm			M4	1		2.31 GHz	-63.06 dBm			M5	1		2.39968 GHz	-52.96 dBm		
Type	Ref	Trc	X-Value	Y-Value	Function	Function Result																																							
M1	1		2.402105 GHz	-3.42 dBm																																									
M2	1		2.4 GHz	-53.19 dBm																																									
M3	1		2.39 GHz	-63.38 dBm																																									
M4	1		2.31 GHz	-63.06 dBm																																									
M5	1		2.39968 GHz	-52.96 dBm																																									
CH00 Hopping mode	<div><div><div><div>MultiView</div><div>Spectrum</div><div></div></div><div><div>Ref Level 20.00 dBm</div><div>Offset 1.00 dB BW 100 kHz</div><div>Att 30 dB SW 1.05 ms VBW 300 kHz Mode Auto Sweep</div><div>Count 500/500</div></div><div><div>Frequency Sweep</div><div><div>10 dBm</div><div>0 dBm</div><div>-10 dBm</div><div>-20 dBm</div><div>-30 dBm</div><div>-40 dBm</div><div>-50 dBm</div><div>-60 dBm</div><div>-70 dBm</div></div><div><div>M1 [1] -2.99 dBm</div><div>M2 [1] 2.4031490 GHz</div><div>M3 [1] 55.05 dBm</div><div>M4 [1] 2.4000000 GHz</div></div></div><div><div>2.31 GHz</div><div>1001 pts</div><div>9.5 MHz/</div><div>2.405 GHz</div></div><div><div>2 Marker Table</div><table><tr><th>Type</th><th>Ref</th><th>Trc</th><th>X-Value</th><th>Y-Value</th><th>Function</th><th>Function Result</th></tr><tr><td>M1</td><td>1</td><td></td><td>2.403149 GHz</td><td>-2.99 dBm</td><td></td><td></td></tr><tr><td>M2</td><td>1</td><td></td><td>2.4 GHz</td><td>-55.05 dBm</td><td></td><td></td></tr><tr><td>M3</td><td>1</td><td></td><td>2.39 GHz</td><td>-62.83 dBm</td><td></td><td></td></tr><tr><td>M4</td><td>1</td><td></td><td>2.31 GHz</td><td>-64.66 dBm</td><td></td><td></td></tr><tr><td>M5</td><td>1</td><td></td><td>2.399965 GHz</td><td>-54.75 dBm</td><td></td><td></td></tr></table></div></div><div>Date: 16 Jul 2019 17:41:50</div></div>			Type	Ref	Trc	X-Value	Y-Value	Function	Function Result	M1	1		2.403149 GHz	-2.99 dBm			M2	1		2.4 GHz	-55.05 dBm			M3	1		2.39 GHz	-62.83 dBm			M4	1		2.31 GHz	-64.66 dBm			M5	1		2.399965 GHz	-54.75 dBm		
Type	Ref	Trc	X-Value	Y-Value	Function	Function Result																																							
M1	1		2.403149 GHz	-2.99 dBm																																									
M2	1		2.4 GHz	-55.05 dBm																																									
M3	1		2.39 GHz	-62.83 dBm																																									
M4	1		2.31 GHz	-64.66 dBm																																									
M5	1		2.399965 GHz	-54.75 dBm																																									
CH78 No hopping mode	<div><div><div><div>MultiView</div><div>Spectrum</div><div></div></div><div><div>Ref Level 20.00 dBm</div><div>Offset 1.00 dB BW 100 kHz</div><div>Att 30 dB SW 1.02 ms VBW 300 kHz Mode Auto Sweep</div><div>Count 500/500</div></div><div><div>Frequency Sweep</div><div><div>10 dBm</div><div>0 dBm</div><div>-10 dBm</div><div>-20 dBm</div><div>-30 dBm</div><div>-40 dBm</div><div>-50 dBm</div><div>-60 dBm</div><div>-70 dBm</div></div><div><div>M1 [1] -2.23 dBm</div><div>M2 [1] 2.4801650 GHz</div><div>M3 [1] 60.18 dBm</div><div>M4 [1] 2.4855000 GHz</div></div></div><div><div>2.478 GHz</div><div>1001 pts</div><div>2.2 MHz/</div><div>2.5 GHz</div></div><div><div>2 Marker Table</div><table><tr><th>Type</th><th>Ref</th><th>Trc</th><th>X-Value</th><th>Y-Value</th><th>Function</th><th>Function Result</th></tr><tr><td>M1</td><td>1</td><td></td><td>2.480165 GHz</td><td>-2.23 dBm</td><td></td><td></td></tr><tr><td>M2</td><td>1</td><td></td><td>2.4835 GHz</td><td>-60.18 dBm</td><td></td><td></td></tr><tr><td>M3</td><td>1</td><td></td><td>2.5 GHz</td><td>-63.87 dBm</td><td></td><td></td></tr><tr><td>M4</td><td>1</td><td></td><td>2.483522 GHz</td><td>-59.82 dBm</td><td></td><td></td></tr></table></div></div><div>Date: 16 Jul 2019 17:30:50</div></div>			Type	Ref	Trc	X-Value	Y-Value	Function	Function Result	M1	1		2.480165 GHz	-2.23 dBm			M2	1		2.4835 GHz	-60.18 dBm			M3	1		2.5 GHz	-63.87 dBm			M4	1		2.483522 GHz	-59.82 dBm									
Type	Ref	Trc	X-Value	Y-Value	Function	Function Result																																							
M1	1		2.480165 GHz	-2.23 dBm																																									
M2	1		2.4835 GHz	-60.18 dBm																																									
M3	1		2.5 GHz	-63.87 dBm																																									
M4	1		2.483522 GHz	-59.82 dBm																																									

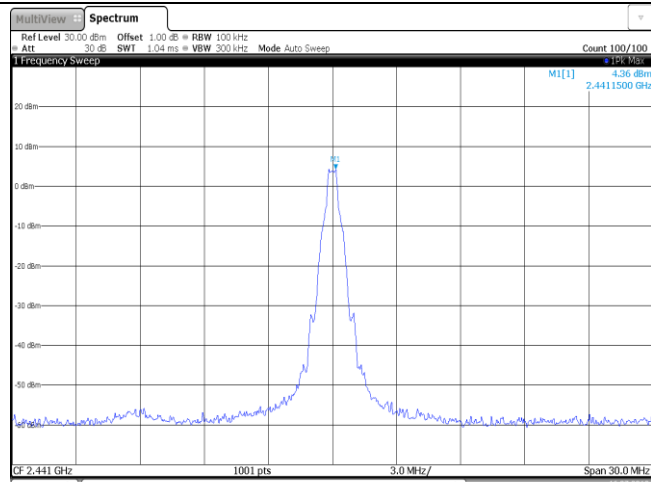
CH78
Hoppig mode



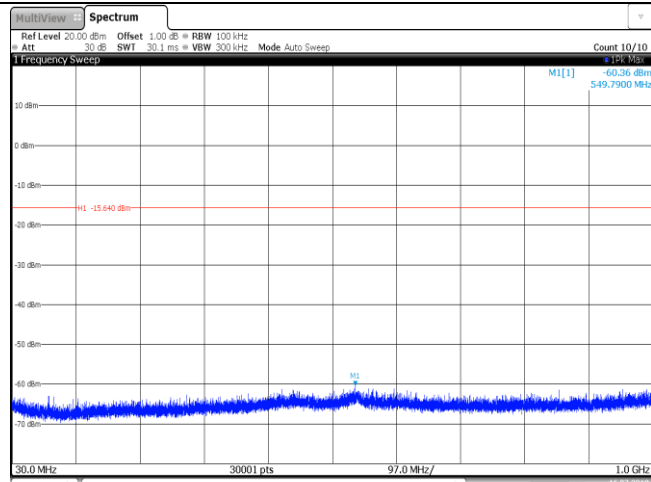
Date: 16.07.2019 17:42:43

Test Item:	SE	Modulation type:	GFSK
CH00 Reference level	 <p>Ref Level 30.00 dBm Offset 1.00 dB RBW 100 kHz Att 30 dB SWI 1.04 ms VBW 300 kHz Mode Auto Sweep Count 100/100 M1[1] 4.98 dBm 2.4021500 GHz CF 2.402 GHz 1001 pts 3.0 MHz/ Span 30.0 MHz Date:16-Jul-2019 17:15:47</p>		
CH00 30MHz~1000MHz	 <p>Ref Level 20.00 dBm Offset 1.00 dB RBW 100 kHz Att 30 dB SWI 30.1 ms VBW 300 kHz Mode Auto Sweep Count 10/10 M1[1] -60.15 dBm 554.9300 MHz H1 -15.000 dBm 30.0 MHz 30001 pts 97.0 MHz/ 1.0 GHz Date:16-Jul-2019 17:15:04</p>		
CH00 1GHz~26GHz	 <p>Ref Level 20.00 dBm Offset 1.00 dB RBW 100 kHz Att 30 dB SWI 250 ms VBW 300 kHz Mode Auto Sweep Count 10/10 M1[1] -51.67 dBm 25.960833 GHz H1 -15.000 dBm 1.0 GHz 30001 pts 2.5 GHz/ 26.0 GHz Date:16-Jul-2019 17:15:51</p>		

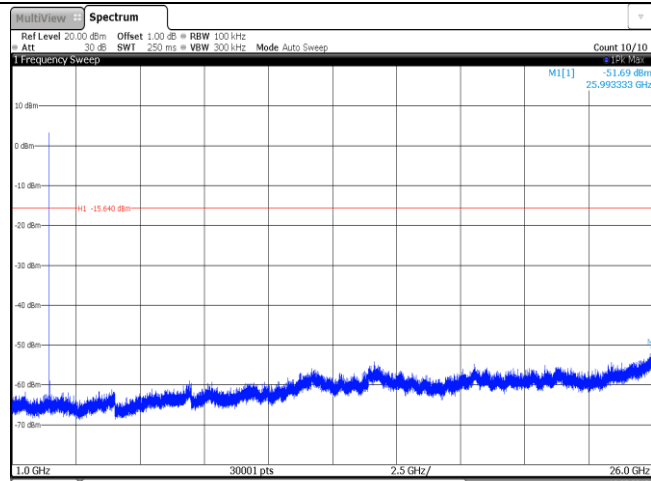
CH39
Reference level



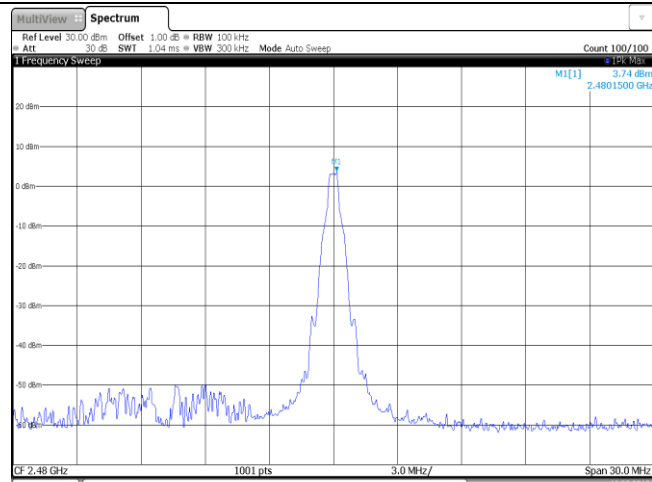
CH39
30MHz~1000MHz



CH39
1GHz~26GHz

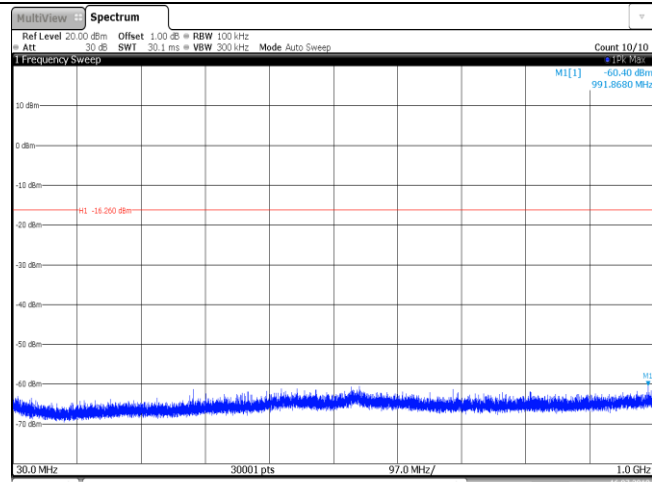


CH78
Reference level



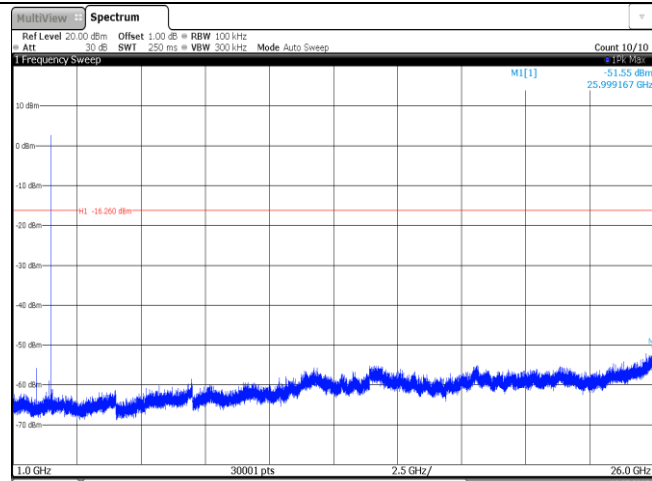
Date: 16 JUL 2019 17:20:23

CH78
30MHz~1000MHz

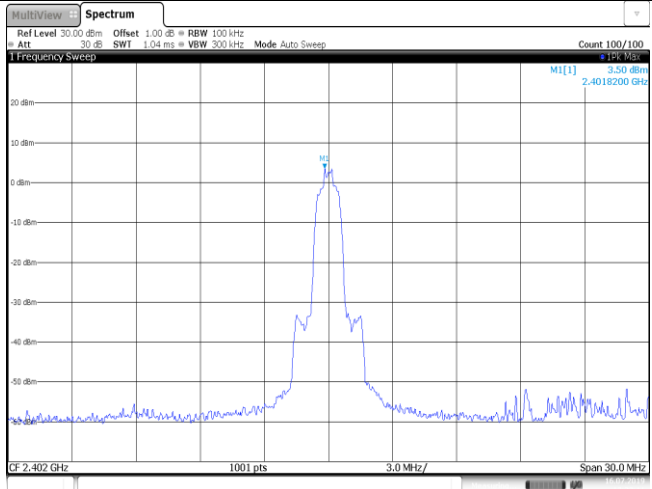
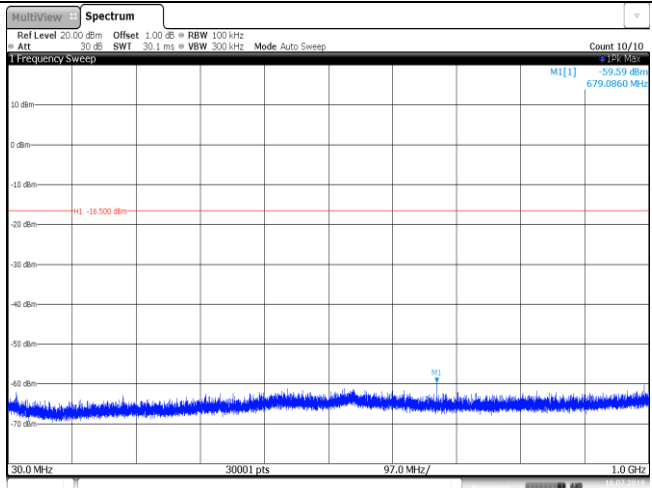
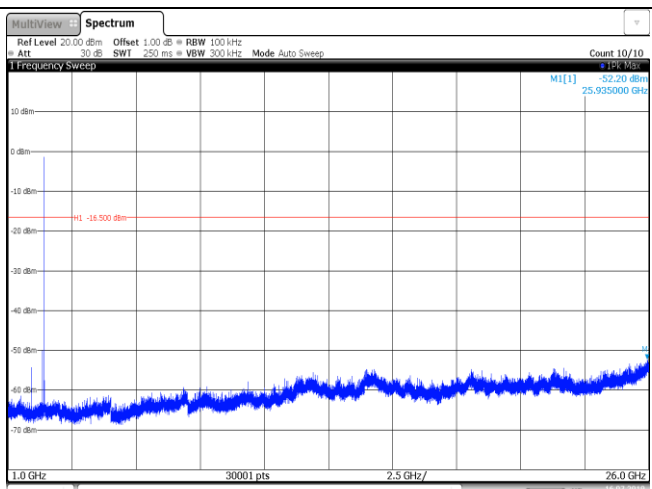


Date: 16 JUL 2019 17:20:40

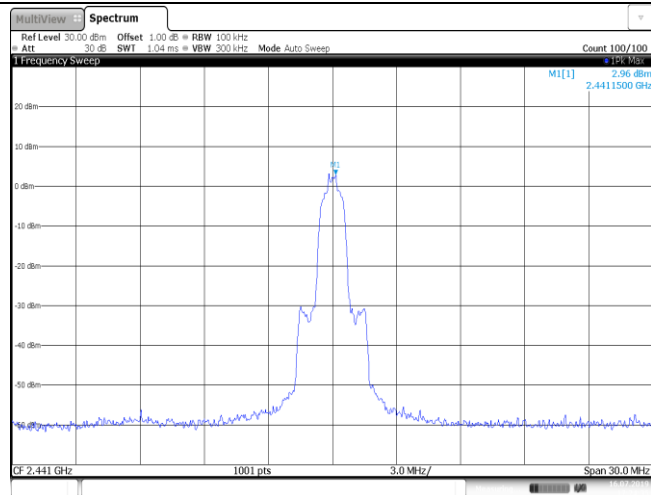
CH78
1GHz~26GHz



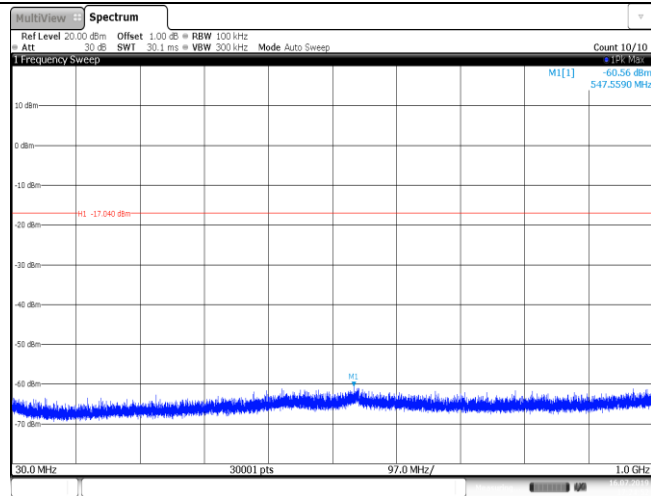
Date: 16 JUL 2019 17:20:58

Test Item:	SE	Modulation type:	$\pi/4$ DQPSK
CH00 Reference level	 <p>Ref Level 30.00 dBm Offset 1.00 dB RBW 100 kHz Att 30 dB SWI 1.04 ms VBW 300 kHz Mode Auto Sweep</p> <p>Count 100/100 MI[1] 3.50 dBm 2.4018200 GHz</p> <p>CF 2.402 GHz 1001 pts 3.0 MHz/ Span 30.0 MHz</p> <p>Date: 16-Jul-2019 17:23:11</p>		
CH00 30MHz~1000MHz	 <p>Ref Level 20.00 dBm Offset 1.00 dB RBW 100 kHz Att 30 dB SWI 30.1 ms VBW 300 kHz Mode Auto Sweep</p> <p>Count 10/10 MI[1] -59.59 dBm 679.8860 MHz</p> <p>30.0 MHz 30001 pts 97.0 MHz/ 1.0 GHz</p> <p>Date: 16-Jul-2019 17:23:28</p>		
CH00 1GHz~26GHz	 <p>Ref Level 20.00 dBm Offset 1.00 dB RBW 100 kHz Att 30 dB SWI 250 ms VBW 300 kHz Mode Auto Sweep</p> <p>Count 10/10 MI[1] -52.20 dBm 25.935000 GHz</p> <p>1.0 GHz 30001 pts 25.0 GHz/ 26.0 GHz</p> <p>Date: 16-Jul-2019 17:23:45</p>		

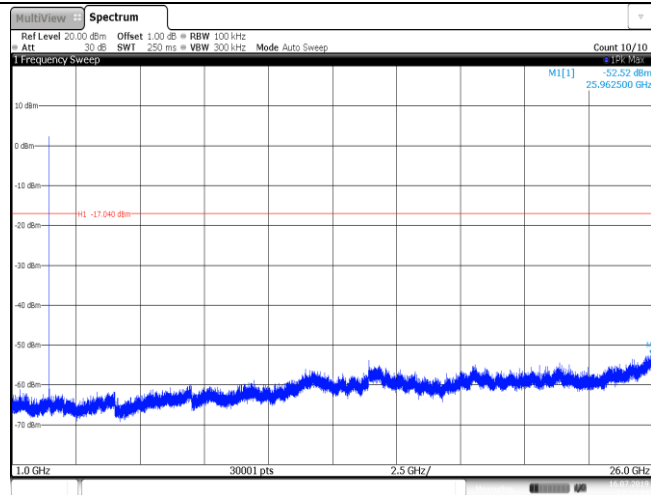
CH39
Reference level



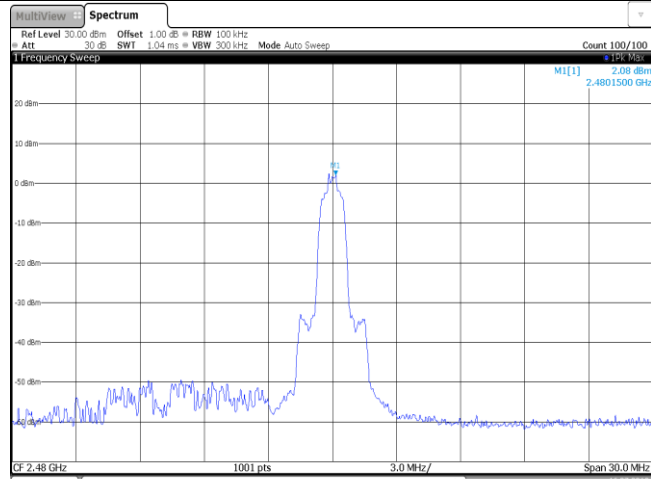
CH39
30MHz~1000MHz



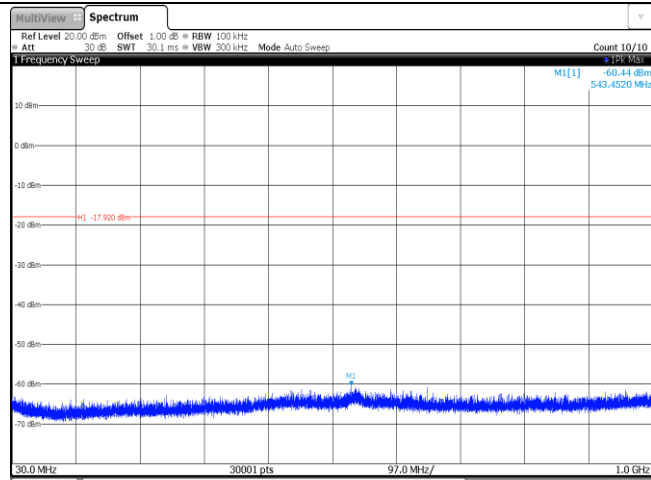
CH39
1GHz~26GHz



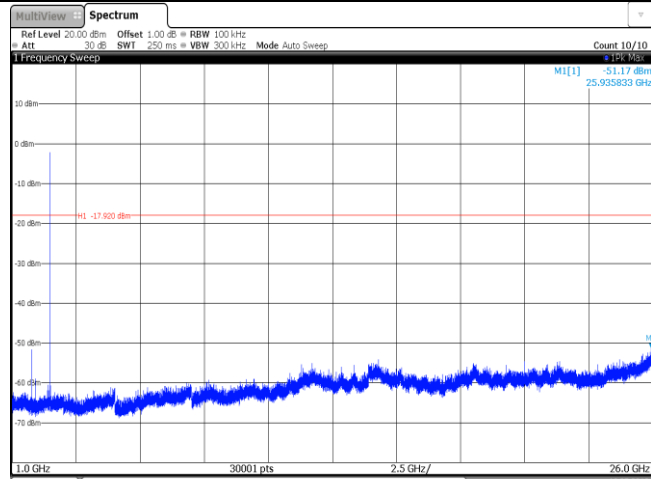
CH78
Reference level

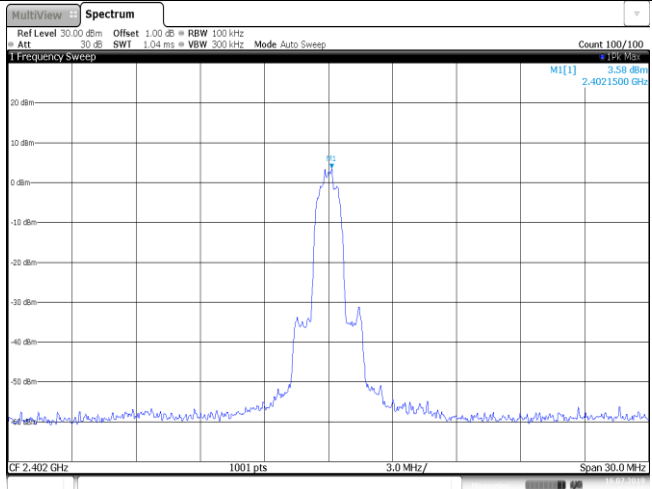
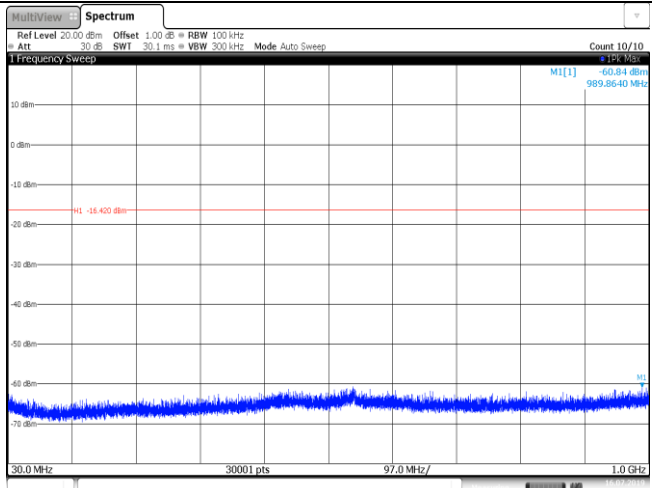
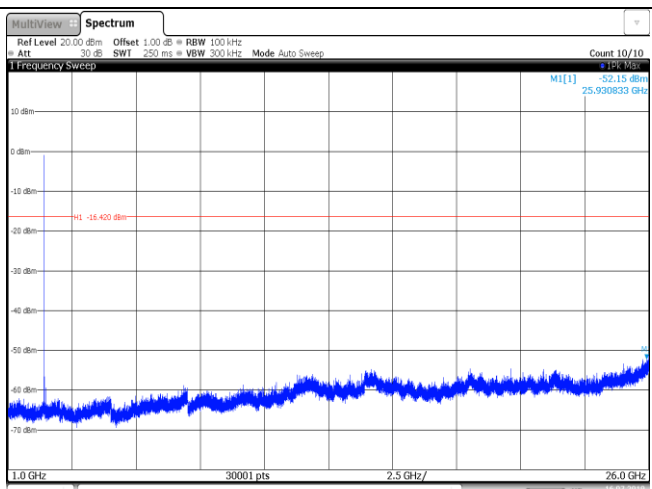


CH78
30MHz~1000MHz

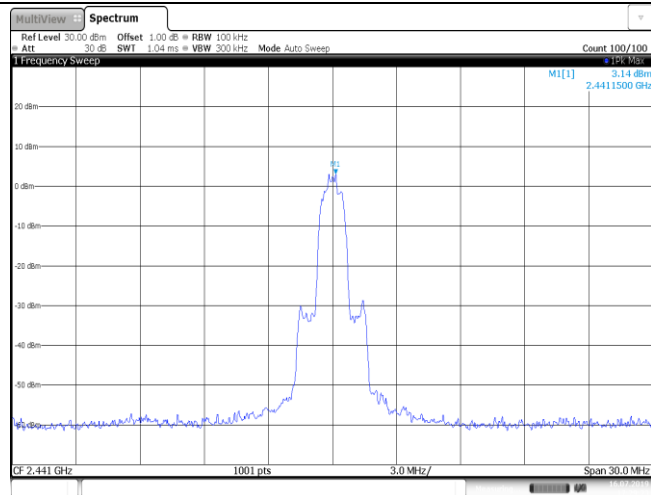


CH78
1GHz~26GHz

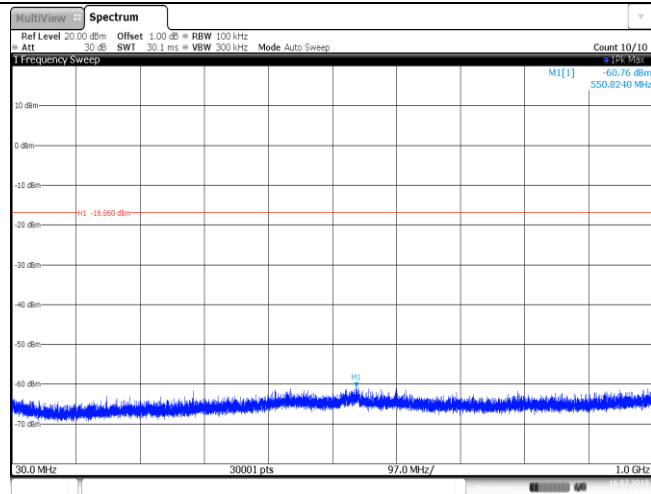


Test Item:	SE	Modulation type:	8DPSK
CH00 Reference level	 <p>Ref Level 30.00 dBm Offset 1.00 dB RBW 100 kHz Att 30 dB SWI 1.04 ms VBW 300 kHz Mode Auto Sweep Count 100/100 MI[1] 3.58 dBm 2.4021500 GHz CF 2.402 GHz 1001 pts 3.0 MHz/ Span 30.0 MHz Date: 16-Jul-2019 17:28:93</p>		
CH00 30MHz~1000MHz	 <p>Ref Level 20.00 dBm Offset 1.00 dB RBW 100 kHz Att 30 dB SWI 30.1 ms VBW 300 kHz Mode Auto Sweep Count 10/10 MI[1] -60.84 dBm 989.8640 MHz 30.0 MHz 30001 pts 97.0 MHz/ 1.0 GHz Date: 16-Jul-2019 17:28:20</p>		
CH00 1GHz~26GHz	 <p>Ref Level 20.00 dBm Offset 1.00 dB RBW 100 kHz Att 30 dB SWI 250 ms VBW 300 kHz Mode Auto Sweep Count 10/10 MI[1] -52.15 dBm 25.930633 GHz 1.0 GHz 30001 pts 2.5 GHz/ 26.0 GHz Date: 16-Jul-2019 17:28:97</p>		

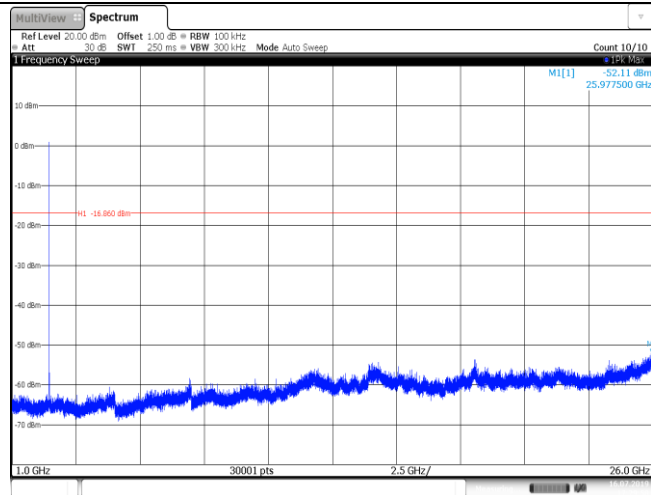
CH39
Reference level



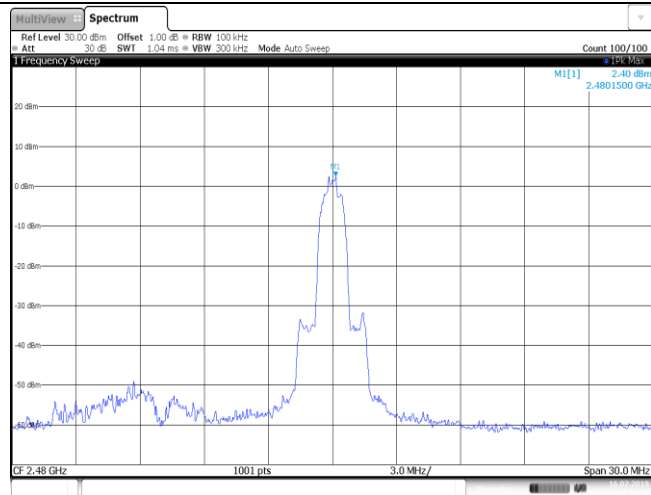
CH39
30MHz~1000MHz



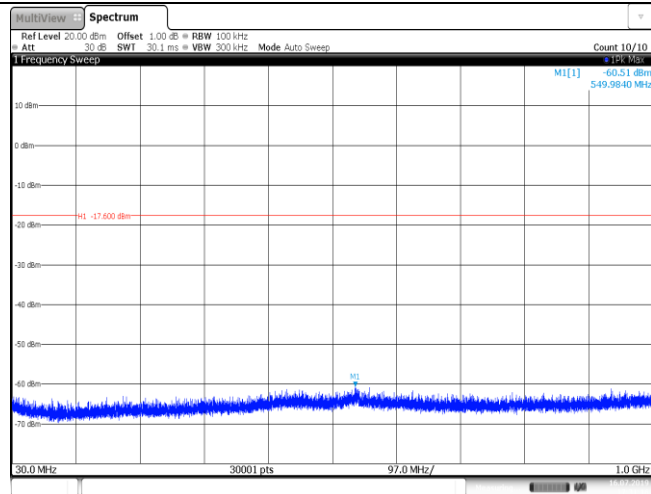
CH39
1GHz~26GHz



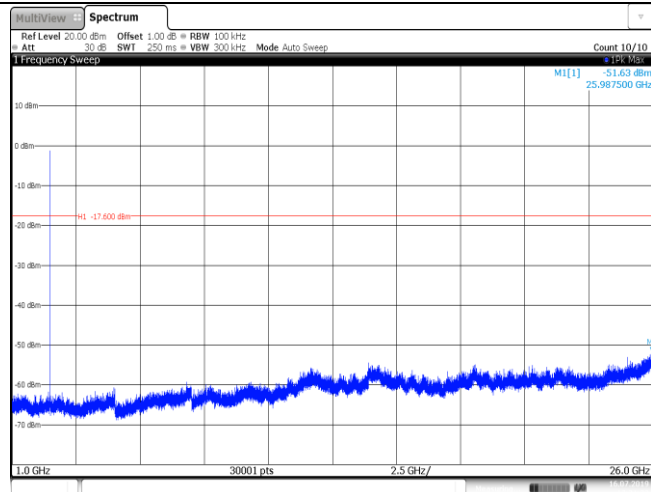
CH78
Reference level



CH78
30MHz~1000MHz



CH78
1GHz~26GHz



5.11. Spurious Emissions (radiated)

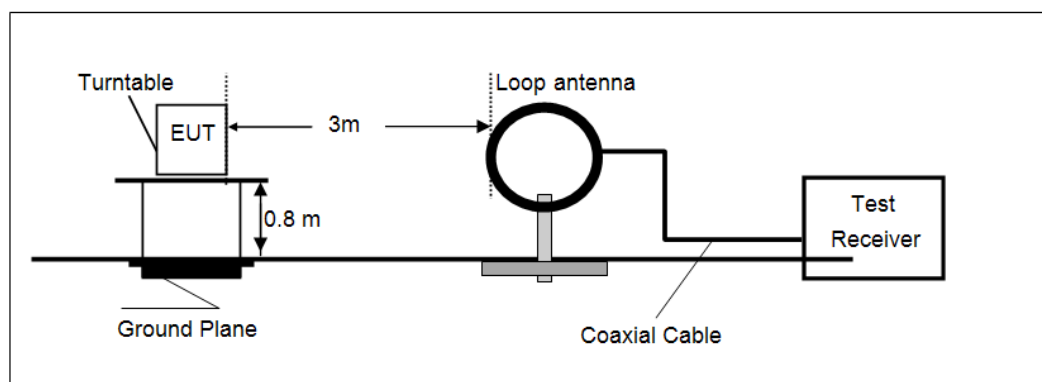
LIMIT

FCC CFR Title 47 Part 15 Subpart C Section 15.209

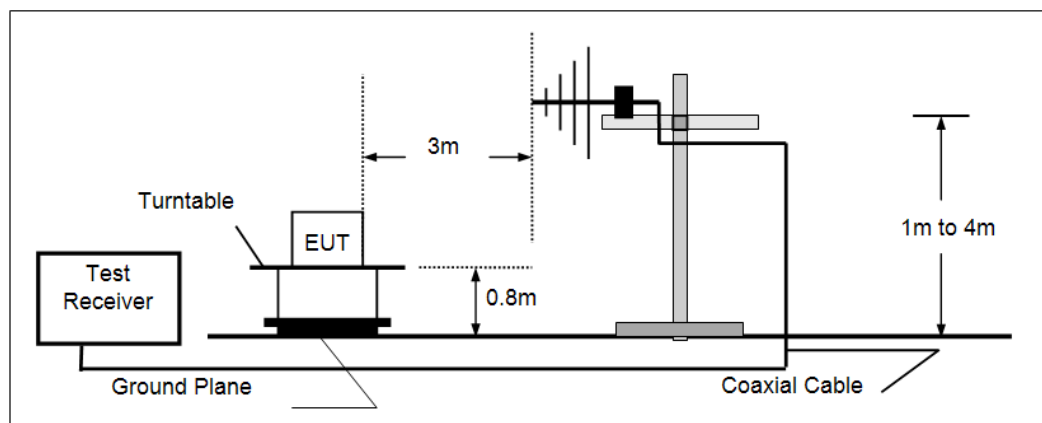
Frequency	Limit (dBuV/m @3m)	Value
30 MHz ~ 88 MHz	40.00	Quasi-peak
88 MHz ~ 216 MHz	43.50	Quasi-peak
216 MHz ~ 960 MHz	46.00	Quasi-peak
960 MHz ~ 1 GHz	54.00	Quasi-peak
Above 1 GHz	54.00	Average
	74.00	Peak

TEST CONFIGURATION

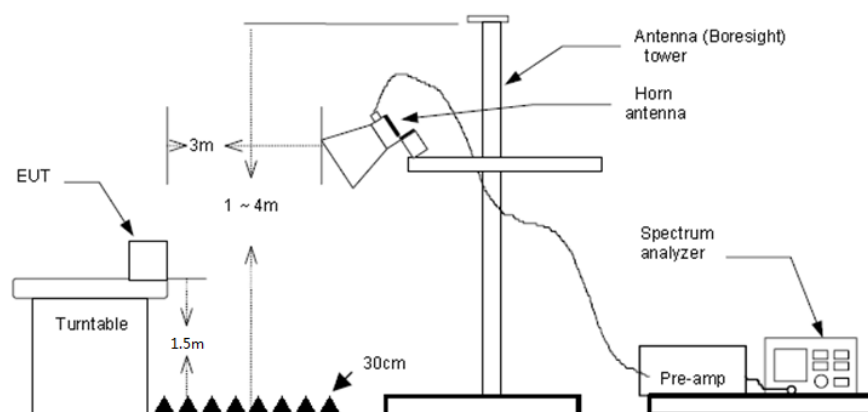
➤ Below 30 MHz



➤ 30 MHz ~1000 MHz



➤ Above 1 GHz



TEST PROCEDURE

1. The EUT was tested according to ANSI C63.10:2013.
2. The EUT is placed on a turn table with 0.8 meter above ground for below 1GHz, 1.5 meter above ground for above 1GHz.
3. The EUT was set 3 meters from the receiving antenna, which was mounted on the top of a variable height antenna tower.
4. For each suspected emission, the EUT was arranged to its worst case and then tune the Antenna tower (from 1 m to 4 m) and turntable (from 0 degree to 360 degrees) to find the maximum reading. A pre-amp and a high pass filter are used for the test in order to get better signal level to comply with the guidelines.
5. Set to the maximum power setting and enable the EUT transmit continuously.
6. Use the following spectrum analyzer settings
 - (1) Span shall wide enough to fully capture the emission being measured;
 - (2) Below 1 GHz:

RBW=120 kHz, VBW=300 kHz, Sweep=auto, Detector function=peak, Trace=max hold;

If the emission level of the EUT measured by the peak detector is 3 dB lower than the applicable limit, the peak emission level will be reported. Otherwise, the emission measurement will be repeated using the quasi-peak detector and reported.
 - (3) From 1 GHz to 10th harmonic:

RBW=1 MHz, VBW=3 MHz Peak detector for Peak value

RBW=1 MHz, VBW=10 Hz Peak detector for Average value.

TEST MODE:

Please refer to the clause 3.3

TEST RESULTS

☒ Passed ☐ Not Applicable

Note:

- 1) Final Level = Receiver Read level + Factor
- 2) The emission levels of other frequencies are very lower than the limit and not show in test report.
- 3) Below 1 GHz, Have pre-scan all modulation mode, found the GFSK modulation High channel which it was worst case, so only the worst case's data on the test report.
- 4) Above 1 GHz, Have pre-scan all modulation mode, found the GFSK modulation which it was worst case, so only the worst case's data on the test report
- 5) The peak level is lower than average limit (54 dBuV/m), this data is the too weak instrument of signal is unable to test.

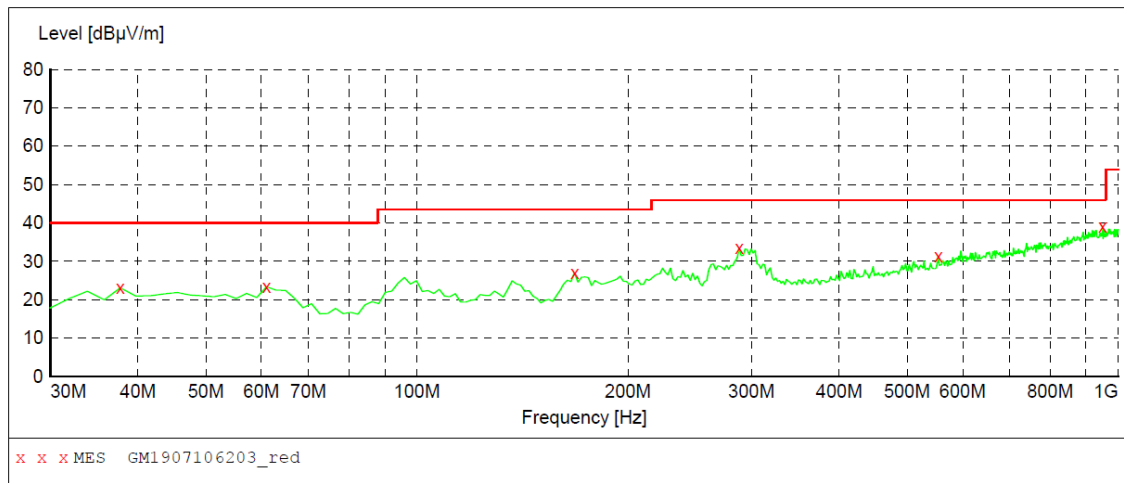
➤ 9 kHz ~ 30 MHz

The low frequency, which started from 9 kHz to 30 MHz, was pre-scanned and the result which was 20 dB lower than the limit line per 15.31(o) was not reported.

➤ 30 MHz ~ 1 GHz

Polarization:

Vertical

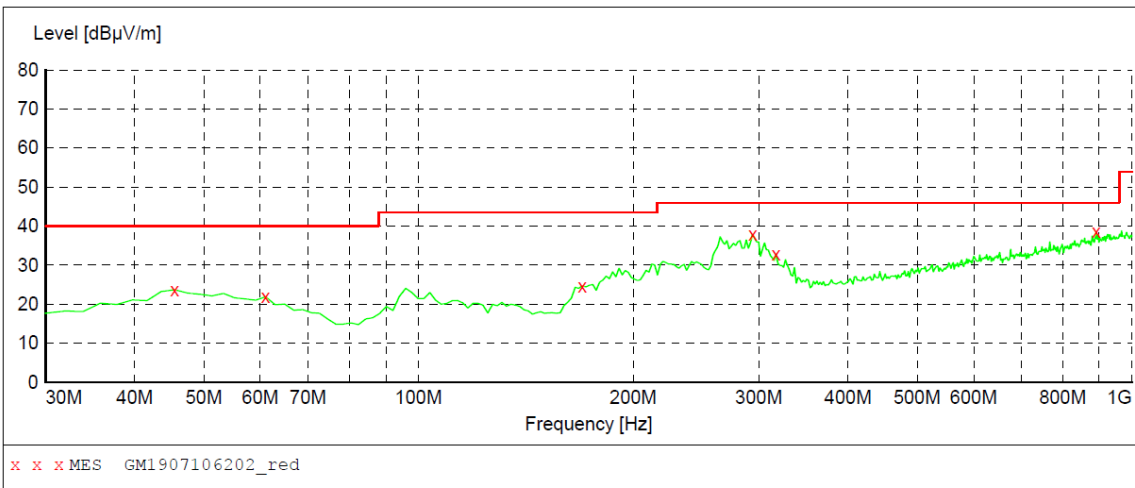
**MEASUREMENT RESULT: "GM1907106203_red"**

7/10/2019 9:12PM

Frequency MHz	Level dBμV/m	Transd dB	Limit dBμV/m	Margin dB	Det.	Height cm	Azimuth deg	Polarization
37.760000	23.10	-6.9	40.0	16.9	QP	100.0	23.00	VERTICAL
61.040000	23.40	-6.4	40.0	16.6	QP	100.0	274.00	VERTICAL
167.740000	27.00	-9.3	43.5	16.5	QP	100.0	286.00	VERTICAL
288.020000	33.40	-3.7	46.0	12.6	QP	100.0	166.00	VERTICAL
553.800000	31.30	3.0	46.0	14.7	QP	100.0	47.00	VERTICAL
949.560000	39.20	10.8	46.0	6.8	QP	100.0	286.00	VERTICAL

Polarization:

Horizontal

**MEASUREMENT RESULT: "GM1907106202_red"**

7/10/2019 9:09PM

Frequency MHz	Level dBμV/m	Transd dB	Limit dBμV/m	Margin dB	Det.	Height cm	Azimuth deg	Polarization
45.520000	23.70	-4.9	40.0	16.3	QP	300.0	86.00	HORIZONTAL
61.040000	21.90	-6.4	40.0	18.1	QP	100.0	14.00	HORIZONTAL
169.680000	24.70	-9.2	43.5	18.8	QP	300.0	286.00	HORIZONTAL
293.840000	37.90	-3.6	46.0	8.1	QP	100.0	187.00	HORIZONTAL
317.120000	32.80	-3.1	46.0	13.2	QP	100.0	92.00	HORIZONTAL
891.360000	38.50	10.3	46.0	7.5	QP	100.0	108.00	HORIZONTAL

➤ 1 GHz ~ 25 GHz

CH00							
Frequency (MHz)	Read Level (dBuV/m)	Factor (dB)	Level (dBuV/m)	Limit Line (dBuV/m)	Margin (dB)	Polarization	Test value
1190.9375	33.75	-5.93	27.82	74.00	46.18	Vertical	Peak
1700.5938	31.91	-6.10	25.81	74.00	48.19	Vertical	Peak
3156.1250	32.59	0.61	33.20	74.00	40.80	Vertical	Peak
5196.2188	30.31	8.97	39.28	74.00	34.72	Vertical	Peak
1198.2813	33.76	-5.85	27.91	74.00	46.09	Horizontal	Peak
2238.1563	29.97	-2.73	27.24	74.00	46.76	Horizontal	Peak
3153.1875	32.71	0.60	33.31	74.00	40.69	Horizontal	Peak
5200.6250	30.64	8.98	39.62	74.00	34.38	Horizontal	Peak

CH39							
Frequency (MHz)	Read Level (dBuV/m)	Factor (dB)	Level (dBuV/m)	Limit Line (dBuV/m)	Margin (dB)	Polarization	Test value
1142.4688	34.30	-6.44	27.86	74.00	46.14	Vertical	Peak
1718.2188	32.63	-6.05	26.58	74.00	47.42	Vertical	Peak
3198.7188	35.22	0.83	36.05	74.00	37.95	Vertical	Peak
5149.2188	30.79	8.89	39.68	74.00	34.32	Vertical	Peak
1174.7813	34.69	-6.10	28.59	74.00	45.41	Horizontal	Peak
2214.6563	30.44	-2.88	27.56	74.00	46.44	Horizontal	Peak
3182.5625	32.91	0.75	33.66	74.00	40.34	Horizontal	Peak
5160.9688	30.55	8.91	39.46	74.00	34.54	Horizontal	Peak


CH78							
Frequency (MHz)	Read Level (dBuV/m)	Factor (dB)	Level (dBuV/m)	Limit Line (dBuV/m)	Margin (dB)	Polarization	Test value
1154.2188	35.04	-6.32	28.72	74.00	45.28	Vertical	Peak
2183.8125	30.88	-3.14	27.74	74.00	46.26	Vertical	Peak
3175.2188	32.40	0.71	33.11	74.00	40.89	Vertical	Peak
5124.2500	30.77	8.84	39.61	74.00	34.39	Vertical	Peak
1262.9063	33.81	-5.67	28.14	74.00	45.86	Horizontal	Peak
3235.4375	32.94	0.42	33.36	74.00	40.64	Horizontal	Peak
5131.5938	31.09	8.86	39.95	74.00	34.05	Horizontal	Peak
7273.0313	30.22	16.03	46.25	74.00	27.75	Horizontal	Peak

Remark:

1. Final Level = Receiver Read level + Factor
2. The peak level is lower than average limit(54 dBuV/m), this data is the too weak instrument of signal is unable to test.
3. The emission levels of other frequencies are very lower than the limit and not show in test report.


6. TEST SETUP PHOTOS

Conducted Emissions (AC Mains)



Radiated Emissions





7. EXTERANAL AND INTERNAL PHOTOS

Reference to the test report No.: CHTEW19070094

-----End of Report-----