
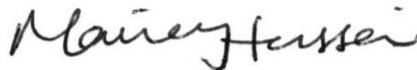




BUREAU
VERITAS

Test Report

Curtis-Straus LLC, a wholly owned subsidiary of BV CPS

Report No	EN1123-1
Client	Inncom Ryan Gardner
Address	277 West Main Street Niantic, CT 06357
Phone	860-739-4468
Items tested	PC-502.1
FCC ID	GTC202124TXR
IC ID	1609A-202124TXR
FRN	0017924150
Equipment Type	Low Power Communication Device Transmitter
Equipment Code	DXX
Emission Designator	2M38F1D
Standards	47CFR 15.249, RSS 210 Issue 8 and RSS GEN Issue 3
Test Dates	May 16 - 23, 2013
Results	As detailed within this report
Prepared by	 Chris Reynolds – Test Engineer
Authorized by	 Mairaj Hussain – EMC Supervisor
Issue Date	6/8/13
Conditions of Issue	This Test Report is issued subject to the conditions stated in the 'Conditions of Testing' section on page 14 of this report.

Curtis-Straus LLC is accredited by the American Association for Laboratory Accreditation for the specific scope of accreditation under Certificate Number 1627-01. This report may contain data which is not covered by the A2LA accreditation.



Curtis-Straus LLC, a wholly owned subsidiary of BV CPS
One Distribution Center Circle, #1 • Littleton, MA • TEL (978) 486-8880 • FAX (978) 486-8828



Contents

Contents	2
Product Tested - Configuration Documentation	3
Summary	4
Test Methodology	4
Compliance Statement	5
Test Results	6
<i>Fundamental Measurements</i>	6
<i>Radiated Spurious Emissions</i>	8
<i>AC Line Conducted Emissions</i>	11
<i>Occupied Bandwidth</i>	12
Measurement Uncertainty	13
Conditions Of Testing	14

Form Final Report REV 2-16-07 (DW)



Product Tested - Configuration Documentation

EUT Configuration										
Work Order: N1123 Company: Inncom Company Address: 277 West Main Street Niantic, CT 06357 Contact: Ryan Gardner Person Present: Ryan Gardner										
		MN		PN		SN				
EUT:		PC-502.1 4G (0dB)				1				
EUT Description: RF repeater EUT Tx Frequency: 2405-2480MHz										
Support Equipment:		MN		PN		SN				
AC/DC Power Supply		PS564.DIN		01-9920		3612				
EUT Ports:										
Port Label	Port Type	No. of ports	No. Populated	Cable Type	Shielded	Ferrites	Length	Max Length	In/Out NEBS Type	Unpopulated Reason
DC (24V) /Signal	DC Power/Signal	2	2	3-Wire	No	None	1.5m	NA	Indoor	
5 Pin Device Interconnect	5 Pin Socket	1	1	5-Wire	No	None	11"	11"	Indoor	
Serial	RS-232	1	0							Setup Only
Software / Operating Mode Description:										
Tx at low, middle, and high channels										



Summary

This test report supports an application for certification of a transmitter operating pursuant to 47 CFR 15.249, RSS GEN Issue 3, and RSS-210, Issue 8. The product is the PC502.1 4G RF Repeater (0dB). It is a transmitter that operates in the range 2400 – 2483.5 MHz.

We found that the product met the above requirements. The test sample was received in good condition.

Test Methodology

Radiated emission and AC Line conducted testing was performed according to the procedures specified in ANSI C63.4 (2003) and RSS-GEN. Radiated Emissions were maximized by rotating the device around three orthogonal axes as well as varying the test antenna's height and polarity. The device antenna cannot be maximized separately.

The product was tested with modulation on and peak readings were compared against the average limit presented in section CFR 15.249.

The EUT operating voltage is 12VDC.

The following bandwidths were used during radiated spurious and line conducted emissions.

Frequency	RBW	VBW
0.15-30MHz	9kHz	30kHz
30-1000MHz	120kHz	1MHz
1-25GHz	1MHz	3MHz



Compliance Statement

The PC502.1 4G RF Repeater (0dB) has been found to conform to the following parts of 47 CFR and RSS 210 as detailed below:

RSS-GEN	RSS 210	Part 15	Comments
5.4		15.15(b)	There are no controls accessible to the user that vary the output power.
5.2		15.19	The label is shown in the label exhibit.
7.1.3		15.21	Information to the user is shown in the instruction manual exhibit.
		15.27	No special accessories are required for compliance.
7.1.2		15.203	The antenna for this device is hardwired to the PCB.
7.2.4		15.207	AC conducted emissions were performed while EUT powered through AC power supply PS564.
	A2.9(a)	15.249(a)	The fundamental and harmonics meet the limits in 15.249(a)
	A2.9(b)	15.249(d)	Spurious emissions meet the limits in 15.209.
4.6.1			99% emissions bandwidth plot is provided.



BUREAU
VERITAS



Test Results

Fundamental Measurements

LIMITS

The field strength from intentional radiators operated within these frequency bands shall comply with the following:

Fundamental Frequency	Field Strength of Fundamental (millivolts/meter)	Field Strength of Harmonics (microvolts/meter)
902 - 928 MHz	50	500
2400 - 2483.5 MHz	50	500
5725 - 5875 MHz	50	500
24.0 - 24.25 GHz	250	2500

[15.249(a)]

MEASUREMENTS / RESULTS

Adjusted Peak Reading = Reading - Preamp Factor + Antenna Factor + Cable Factor
DCCF was used for average readings. See attached exhibit for DCCF.

Radiated Emissions Table														
Date: 17-May-13			Company: Inncom			Work Order: N1123								
Engineer: Chris Reynolds			EUT Desc: PC 502.1 4G RF Repeater			EUT Operating Voltage/Frequency: 24VDC								
Temp: 24.1°C			Humidity: 20%			Pressure: 1010mBar								
Frequency Range: Fundamental Readings										Measurement Distance: 3 m				
Notes: RBW:3MHz, VBW: 3MHz, 30Hz DCCF : -33.8dB														
Antenna Polarization (H/V)	Frequency (MHz)	Peak Reading (dBμV)	Average Reading (dBμV)	Preamp Factor (dB)	Antenna Factor (dB/m)	Cable Factor (dB)	Adjusted Peak Reading (dBμV/m)	Adjusted Avg Reading (dBμV/m)	FCC Part 15.249 - Peak			FCC Part 15.249 - Average		
									Limit (dBμV/m)	Margin (dB)	Result (Pass/Fail)	Limit (dBμV/m)	Margin (dB)	Result (Pass/Fail)
5dB														
Ch11														
h	2405.6	71.87	38.1	0.0	28.2	3.3	103.4	69.6	114.0	-10.6	Pass	94.0	-24.4	Pass
v	2405.6	63.53	29.7	0.0	28.2	3.3	95.0	61.2	114.0	-19.0	Pass	94.0	-32.8	Pass
Ch19														
h	2445.4	71.71	37.9	0.0	28.3	3.4	103.4	69.6	114.0	-10.6	Pass	94.0	-24.4	Pass
v	2445.4	63.26	29.5	0.0	28.3	3.4	95.0	61.2	114.0	-19.0	Pass	94.0	-32.8	Pass
Ch26														
h	2480.2	71.61	37.8	0.0	28.4	3.4	103.4	69.6	114.0	-10.6	Pass	94.0	-24.4	Pass
v	2480.2	64.93	31.1	0.0	28.4	3.4	96.7	62.9	114.0	-17.3	Pass	94.0	-31.1	Pass
Table Result: Pass by -10.6 dB Worst Freq: 2405.6 MHz														
Test Site: EMI Chamber 2			Cable 1: Asset #1784			Cable 2: Asset #1782			Cable 3: ---					
Analyzer: Gold			Preamp: none			Antenna: Yellow Horn			Preselector: ---					



BUREAU
VERITAS

Curtis-Straus LLC, a wholly owned subsidiary of BV CPS
One Distribution Center Circle, #1 • Littleton, MA • TEL (978) 486-8880 • FAX (978) 486-8828



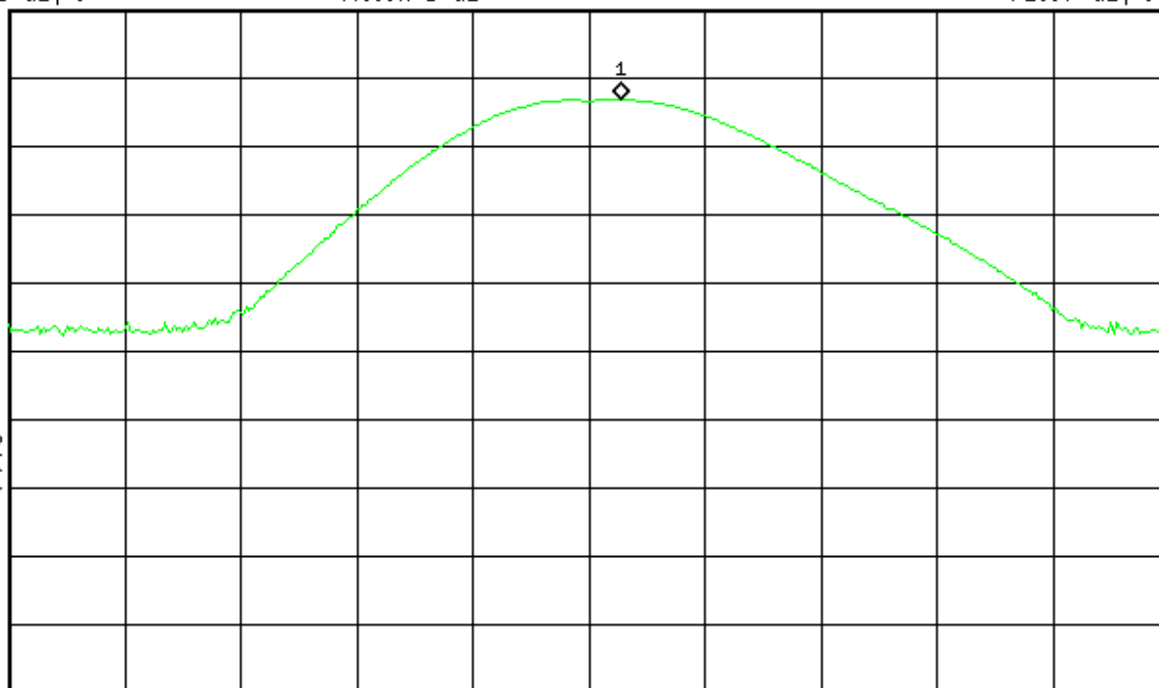
page 6 of 15

* Agilent 14:41:13 May 17, 2013

R T

Mkr1 2.40555 GHz
71.87 dB μ VRef 85 dB μ V

Atten 5 dB

Peak
Log
10
dB/V1 S2
S3 FC

Center 2.405 GHz

#Res BW 3 MHz

#VBW 3 MHz

Span 20 MHz

Sweep 4 ms (401 pts)

Rev.5/15/2013

Spectrum Analyzers / Receivers /Preselectors
Gold

Range	MN	Mfr	SN	Asset	Cat	Calibration Due
100Hz-26.5 GHz	E4407B	Agilent	MY45113816	1284	I	3/18/2014

Radiated Emissions Sites
EMI Chamber 2

FCC Code	IC Code	VCCI Code	Range	Cat	Calibration Due
719150	2762A-7	A-0015		II	2/15/2014

Antennas
Yellow Horn

Range	MN	Mfr	SN	Asset	Cat	Calibration Due
1-18GHz	3115	EMCO	9608-4898	37	I	6/17/2013

Cables
Asset #1784
Asset #1782

Range	Mfr	Cat	Calibration Due
9kHz - 18GHz	Florida RF	II	3/14/2014
9kHz - 18GHz	Florida RF	II	3/6/2014

Meteorological MetersWeather Clock (Pressure Only)
CHAMBER2 Thermohygrometer

MN	Mfr	SN	Asset	Cat	Calibration Due
BA928	Oregon Scientific	C3166-1	831	I	3/20/2014
35519-044	Control Company	72457639	1347	II	8/19/2013

All equipment is calibrated using standards traceable to NIST or other nationally recognized calibration standard.

Curtis-Straus LLC, a wholly owned subsidiary of BV CPS
One Distribution Center Circle, #1 • Littleton, MA • TEL (978) 486-8880 • FAX (978) 486-8828

page 7 of 15

Radiated Spurious Emissions

LIMITS

15.249 (d) Emissions radiated outside of the specified frequency bands, except for harmonics, shall be attenuated by at least 50 dB below the level of the fundamental or to the general radiated emission limits in § 15.209, whichever is the lesser attenuation.

MEASUREMENTS / RESULTS

Adjusted Reading = Reading - Preamp Factor + Antenna Factor + Cable Factor

Radiated Emissions Table												
Date: 22-May-13			Company: InnCom				Work Order: N1123					
Engineer: Chris Reynolds			EUT Desc: PC 502.1 4G RF Repeater				EUT Operating Voltage/Frequency: 12VDC					
Temp: 241.°C			Humidity: 22%				Pressure: 1004mBar					
Frequency Range: 30-1000MHz							Measurement Distance: 3 m					
Notes:												
Antenna Polarization (H / V)	Frequency (MHz)	Reading (dBµV)	Preamp Factor (dB)	Antenna Factor (dB/m)	Cable Factor (dB)	Adjusted Reading (dBµV/m)				FCC Part 15.209		
										Limit (dBµV/m)	Margin (dB)	Result (Pass/Fail)
v	31.45	28.4	25.5	20.0	0.4	23.3				40.0	-16.7	Pass
h	168.225	41.3	25.0	11.5	0.9	28.7				43.5	-14.8	Pass
v	168.225	39.5	25.0	11.5	0.9	26.9				43.5	-16.6	Pass
h	202.2	33.8	25.2	11.6	1.0	21.2				43.5	-22.3	Pass
v	202.2	37.8	25.2	11.6	1.0	25.2				43.5	-18.3	Pass
h	240.975	39.1	25.1	11.6	1.1	26.7				46.0	-19.3	Pass
v	241.0	34.0	25.1	11.6	1.1	21.6				46.0	-24.4	Pass
h	255.5	32.9	25.1	11.6	1.1	20.5				46.0	-25.5	Pass
v	258.0	33.3	25.1	11.8	1.2	21.2				46.0	-24.8	Pass
h	289.5	29.5	25.1	13.2	1.2	18.8				46.0	-27.2	Pass
h	575.6	26.9	25.2	18.7	1.8	22.2				46.0	-23.8	Pass
Table Result: Pass by -11.8 dB Worst Freq: 168.225 MHz												
Test Site: EMI Chamber 1			Cable 1: Asset #1781			Cable 2: Asset #1785			Cable 3: ---			
Analyzer: Rental SA#2			Preamp: Red			Antenna: Red-Black			Preselector: ---			

Rev.5/15/2013

Spectrum Analyzers / Receivers /Preselectors

Rental SA #2

Range	MN	Mfr	SN	Asset	Cat	Calibration Due
9kHz-26.5 GHz	E7405A	Agilent	MY45104194	rental	I	12/8/2013

Radiated Emissions Sites

EMI Chamber 1

FCC Code	IC Code	VCCI Code	Range	Cat	Calibration Due
719150	2762A-6	A-0015		II	2/16/2014

Preamps /Couplers Attenuators / Filters

Red

Range	MN	Mfr	SN	Asset	Cat	Calibration Due
0.009-2000MHz	ZFL-1000-LN	CS	N/A	798	II	2/2/2014

Antennas

Red-Black Bilog

Range	MN	Mfr	SN	Asset	Cat	Calibration Due
30-2000MHz	JB1	Sunol	A091604-2	1106	I	1/28/2015

Cables

Asset #1781
Asset #1785

Range	Mfr	Cat	Calibration Due
9kHz - 18GHz	Florida RF	II	3/6/2014
9kHz - 18GHz	Florida RF	II	3/14/2014

Meteorological Meters

Weather Clock (Pressure Only)
CHAMBER1 Thermohygrometer

MN	Mfr	SN	Asset	Cat	Calibration Due
BA928	Oregon Scientific	C3166-1	831	I	3/20/2014
35519-044	Control Company	72457642	1345	II	8/19/2013

All equipment is calibrated using standards traceable to NIST or other nationally recognized calibration standard.



Radiated Emissions Table

Date: 16-May-13				Company: Inncom				Work Order: N1123							
Engineer: Chris Reynolds				EUT Desc: PC-502.1 4G RF Repeater				EUT Operating Voltage/Frequency: 24VDC							
Temp: 24°C				Humidity: 20%				Pressure: 997mBar							
Frequency Range: Bandedge								Measurement Distance: 3 m							
Notes: DCCF -33.8															
Antenna Polarization (H/V)	Frequency (MHz)	Peak Reading (dBμV)	Average Reading (dBμV)	Preamp Factor (dB)	Antenna Factor (dB/m)	Cable Factor (dB)	Adjusted Peak Reading (dBμV/m)	Adjusted Avg Reading (dBμV/m)	FCC Class B High Frequency - Peak			FCC Class B High Frequency - Average			
									Limit (dBμV/m)	Margin (dB)	Result (Pass/Fail)	Limit (dBμV/m)	Margin (dB)	Result (Pass/Fail)	
set to Ch11 5dB															
v	2400.0	31.17	-2.6	0.0	28.1	3.3	62.6	28.8	74.0	-11.4	Pass	54.0	-25.2	Pass	
v	2390.0	29.18	-4.6	0.0	28.1	3.3	60.6	26.8	74.0	-13.4	Pass	54.0	-27.2	Pass	
h	2400.0	33.82	0.0	0.0	28.1	3.3	65.2	31.4	74.0	-8.8	Pass	54.0	-22.6	Pass	
h	2390.0	29.47	-4.3	0.0	28.1	3.3	60.9	27.1	74.0	-13.1	Pass	54.0	-26.9	Pass	
Ch26 - 5dB Marker delta and DCCF															
h	2483.5	31.9	-1.9	0.0	28.4	3.4	63.7	29.9	74.0	-10.3	Pass	54.0	-24.1	Pass	
Table Result:				Pass				by -6.8 dB				Worst Freq: 2390.0 MHz			
Test Site: EMI Chamber 2				Cable 1: Asset #1784				Cable 2: Asset #1782				Cable 3: ---			
Analyzer: Gold				Preamp: none				Antenna: Yellow Horn				Preselector: ---			

Radiated Emissions Table

Date: 16-May-13														Company: Inncom						Work Order: N1123					
Engineer: Chris Reynolds														EUT Desc: PC-502.1 4G RF Repeater						EUT Operating Voltage/Frequency: 24VDC					
Temp: 24°C														Humidity: 20%						Pressure: mBar					
Frequency Range: 1-5GHz														Measurement Distance: 3 m											
Notes: RBW 1MHz; VBW 3MHz & 30Hz																									
Antenna Polarization (H/V)	Frequency (MHz)	Peak Reading (dBμV)	Average Reading (dBμV)	Preamp Factor (dB)	Antenna Factor (dB/m)	Cable Factor (dB)	Adjusted Peak Reading (dBμV/m)	Adjusted Avg Reading (dBμV/m)	FCC Class B High Frequency - Peak			FCC Class B High Frequency - Average													
									Limit (dBμV/m)	Margin (dB)	Result (Pass/Fail)	Limit (dBμV/m)	Margin (dB)	Result (Pass/Fail)											
h	4890.0	33.01	24.4	20.1	33.1	5.2	51.2	42.6	74.0	-22.8	Pass	54.0	-11.4	Pass											
v	4890.0	33.77	25.1	20.1	33.1	5.2	52.0	43.3	74.0	-22.0	Pass	54.0	-10.7	Pass											
Table Result:				Pass		by		-10.7 dB		Worst Freq:				4890.0 MHz											
Test Site: EMI Chamber 2				Cable 1: Asset #1784				Cable 2: Asset #1782				Cable 3: ---													
Analyzer: Gold				Preamp: Asset #1517				Antenna: Yellow Horn				Preselector: ---													

Radiated Emissions Table

Date: 17-May-13		Company: Inncom				Work Order: N1123								
Engineer: Chris Reynolds, Mairaj Hussain		EUT Desc: PC 502.1 4G RF Repeater				EUT Operating Voltage/Frequency: 24VDC								
Temp: 24°C		Humidity: 18%				Pressure: 1010mBar								
Frequency Range: 5 -18GHz						Measurement Distance: 1 m								
Notes: 1MHz RBW														
Average reading with Emi Avg detector														
Antenna Polarization (H / V)	Frequency (MHz)	Peak Reading (dBµV)	Average Reading (dBµV)	Preamp Factor (dB)	Antenna Factor (dB/m)	Cable Factor (dB)	Adjusted Peak Reading (dBµV/m)	Adjusted Avg Reading (dBµV/m)	FCC Part 15.209 - Peak			FCC Part 15.209 - Average		
									Limit (dBµV/m)	Margin (dB)	Result (Pass/Fail)	Limit (dBµV/m)	Margin (dB)	Result (Pass/Fail)
H	7213.6	41.67	36.2	19.9	37.3	3.7	62.8	57.3	83.5	-20.7	Pass	63.5	-6.2	Pass
H	9621.6	41.0	31.4	19.3	38.7	4.6	65.0	55.4	83.5	-18.5	Pass	63.5	-8.1	Pass
Table Result:		Pass		by		-6.2 dB				Worst Freq:		7213.6 MHz		
Test Site: EMI Chamber 2		Cable 1: EMIR-HIGH-21				Cable 2: ---				Cable 3: ---				
Analyzer: Gold		Preamp: Asset #1517				Antenna: Yellow Horn				Preselector: ---				

BUREAU
VERITAS

Curtis-Straus LLC, a wholly owned subsidiary of BV CPS
One Distribution Center Circle, #1 • Littleton, MA • TEL (978) 486-8880 • FAX (978) 486-8828



page 9 of 15

Rev.5/15/2013

Spectrum Analyzers / Receivers /Preselectors Gold	Range 100Hz-26.5 GHz	MN E4407B	Mfr Agilent	SN MY45113816	Asset 1284	Cat I	Calibration Due 3/18/2014
Radiated Emissions Sites EMI Chamber 2	FCC Code 719150	IC Code 2762A-7	VCCI Code A-0015	Range		Cat II	Calibration Due 2/15/2014
Preamps /Couplers Attenuators / Filters 1517 HF Preamp	Range 1-20GHz	MN CS	Mfr CS	SN N/A	Asset 1517	Cat II	Calibration Due 4/15/2014
Antennas Yellow Horn	Range 1-18GHz	MN 3115	Mfr EMCO	SN 9608-4898	Asset 37	Cat I	Calibration Due 6/17/2013
Cables REMI-High-21	Range 9kHz - 26.5GHz		Mfr C-S			Cat II	Calibration Due 2/2/2014
Meteorological Meters Weather Clock (Pressure Only) CHAMBER2 Thermohygrometer		MN BA928 35519-044	Mfr Oregon Scientific Control Company	SN C3166-1 72457639	Asset 831 1347	Cat I II	Calibration Due 3/20/2014 8/19/2013

All equipment is calibrated using standards traceable to NIST or other nationally recognized calibration standard.

Radiated Emissions Table

Date: 17-May-13		Company: Inncom		Work Order: N1123									
Engineer: Chris Reynolds, Mairaj Hussain		EUT Desc: PC 502.1 4G RF Repeater		EUT Operating Voltage/Frequency: 24VDC									
Temp: 24°C		Humidity: 18%		Pressure: 1010mBar									
Frequency Range: 18 - 25GHz				Measurement Distance: 1 m									
Notes: 1MHz RBW Average reading with Emi Avg detector													
Antenna Polarization (H / V)	Frequency (MHz)	Reading (dBuV)	Preamp Factor (dB)	Antenna Factor (dB/m)	Cable Factor (dB)	Adjusted Reading (dBuV/m)	---			FCC Part 15.209			
							Limit (dBuV/m)	Margin (dB)	Result (Pass/Fail)	Limit (dBuV/m)	Margin (dB)	Result (Pass/Fail)	
No emissions found													
Test Site: EMI Chamber 2		Cable 1: EMIR-HIGH-21		Cable 2: ---		Cable 3: ---							
Analyzer: Gold		Preamp: 18-26.5GHz		Antenna: 18-26.5GHz Horn			Preselector: ---						

Rev.5/15/2013

Spectrum Analyzers / Receivers /Preselectors Gold	Range 100Hz-26.5 GHz	MN E4407B	Mfr Agilent	SN MY45113816	Asset 1284	Cat I	Calibration Due 3/18/2014
Radiated Emissions Sites EMI Chamber 2	FCC Code 719150	IC Code 2762A-7	VCCI Code A-0015	Range		Cat II	Calibration Due 2/15/2014
Preamps /Couplers Attenuators / Filters HF (Yellow)	Range 18-26.5GHz	MN AFS4-18002650-60-8P-4	Mfr CS	SN 467559	Asset 1266	Cat I	Calibration Due 10/13/2013
Antennas HF (White) Horn	Range 18-26.5GHz	MN 801-WLM	Mfr Waveline	SN 758	Asset 758	Cat I	Calibration Due Verify before Use
Cables REMI-High-21	Range 9kHz - 26.5GHz		Mfr C-S			Cat II	Calibration Due 2/2/2014
Meteorological Meters Weather Clock (Pressure Only) CHAMBER2 Thermohygrometer		MN BA928 35519-044	Mfr Oregon Scientific Control Company	SN C3166-1 72457639	Asset 831 1347	Cat I II	Calibration Due 3/20/2014 8/19/2013

All equipment is calibrated using standards traceable to NIST or other nationally recognized calibration standard.



AC Line Conducted Emissions**LIMITS**

Frequency of emission (MHz)	Quasi-peak limit (dBμV)	Average limit (dBμV)
0.15-0.5	66 to 56*	56 to 46*
0.5-5	56	46
5-30	60	50

*Decreases with the logarithm of the frequency.

[47 CFR 15.207(a)]

MEASUREMENTS / RESULTS

AC Side of a DC Supply Conducted Emissions														
Date: 23-May-13 Engineer: Chris Reynolds Temp: 22.0 °C							Company: Inncom EUT Desc: PC502.1 4G RF Repeater Humidity: 37%				Work Order: N1123 Pressure: 1003 mBar			
Notes:														
Frequency Range: 0.15-30MHz EUT Input Voltage/Frequency: 12VDC														
Frequency (MHz)	Quasi-Peak Readings		Average Readings		LISN Factors		Cable Factor (dB)	ATTN Factor (dB)	FCC/CISPR Class B			FCC/CISPR Class B		
	OP1 (dBµV)	OP2 (dBµV)	AVG1 (dBµV)	AVG2 (dBµV)	L1 (dB)	L2 (dB)			QP Limit (dBµV)	Margin (dB)	Result (Pass/Fail)	AVG Limit (dBµV)	Margin (dB)	Result (Pass/Fail)
1.95	28.9	26.5	7.7	7.3	-0.1	-0.1	-0.1	-20.2	56.0	-6.8	Pass	46.0	-17.9	Pass
3.08	27.8	22.2	8.0	7.4	-0.1	-0.1	-0.1	-20.2	56.0	-7.8	Pass	46.0	-17.6	Pass
23.89	23.8	23.3	2.4	2.4	-0.4	-0.5	-0.4	-20.2	60.0	-15.3	Pass	50.0	-26.5	Pass
28.00	27.3	25.9	2.9	2.6	-0.5	-0.6	-0.4	-20.2	60.0	-11.6	Pass	50.0	-26.0	Pass
29.90	32.6	32.3	2.8	2.6	-0.6	-0.7	-0.4	-20.3	60.0	-6.1	Pass	50.0	-26.0	Pass
30.00	31.4	30.1	2.8	2.8	-0.6	-0.7	-0.4	-20.3	60.0	-7.3	Pass	50.0	-25.8	Pass
Result: Pass					Worst Margin: -6.1 dB					Frequency: 29.900 MHz				
Measurement Device: 230VAC LISN Asset 1495					Cable: CEMI-05 Attenuator: 20dB ATTEN-03					Spectrum Analyzer: Black Site: CEMI 6				

Rev.5/15/2013

Spectrum Analyzers / Receivers /Preselectors Black	Range 9kHz-12.8GHz	MN 8596E	Mfr Agilent	SN 3710A00944	Asset 337	Cat I	Calibration Due 1/17/2014
LISNs/Measurement Probes 230VAC LISN Asset 1495	Range 10kHz-50MHz	MN 9252-50-R-24-BNC	Mfr Solar	SN 84716	Asset 1495	Cat I	Calibration Due 6/7/2013
Conducted Test Sites (Mains / Telco) CEMI 6	FCC Code 719150		VCCI Code A-0015			Cat III	Calibration Due NA
Cables CEMI-05	Range 9kHz - 2GHz		Mfr C-S			Cat II	Calibration Due 5/3/2014
Attenuators 20dB ATTEN-03	Range 9kHz-2GHz	MN	Mfr	SN N/A	Asset	Cat II	Calibration Due 12/3/2013
Meteorological Meters Weather Clock (Pressure Only) CEMI6 Thermohygrometer		MN BA928 35519-044	Mfr Oregon Scientific Control Company	SN C3166-1 72457730	Asset 831 1344	Cat I II	Calibration Due 3/20/2014 8/19/2013

All equipment is calibrated using standards traceable to NIST or other nationally recognized calibration standard.



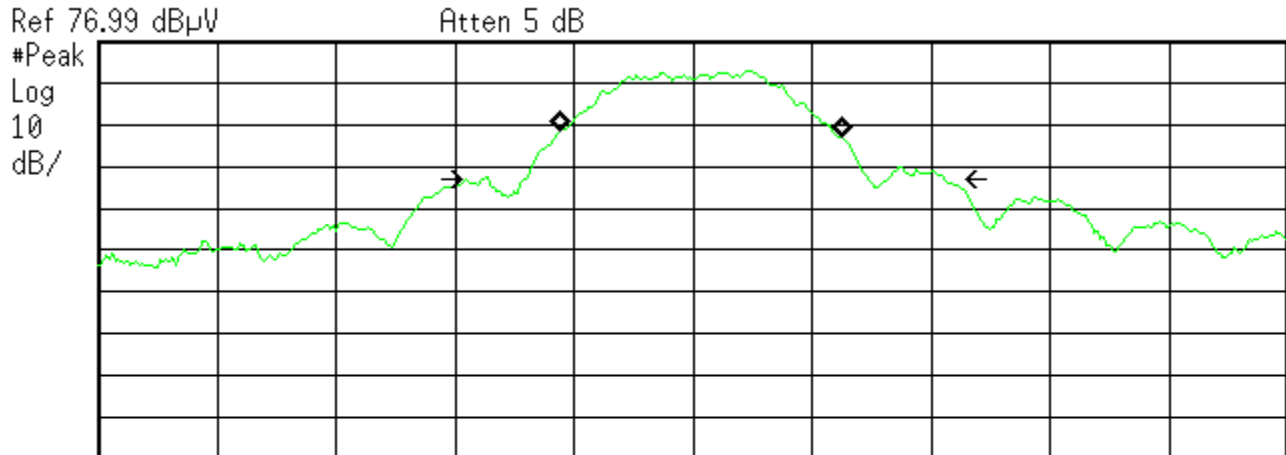
Occupied Bandwidth

REQUIREMENT

When an occupied bandwidth is not specified in the applicable RSS, the transmitted signal bandwidth to be reported is to be its 99% emission bandwidth, as calculated or measured.
[RSS-GEN 4.6.1]

Agilent 15:58:48 May 23, 2013

R T



Center 2.48 GHz
#Res BW 100 kHz

#VBW 300 kHz

Span 10 MHz
Sweep 4 ms (401 pts)

Occupied Bandwidth
2.3777 MHz

Occ BW % Pwr 99.00 %
x dB -26.00 dB

Transmit Freq Error 63.926 kHz
x dB Bandwidth 3.895 MHz

Low Channel

Measurement Uncertainty

The listed uncertainties are the worst case uncertainty for the entire range of measurement. Please note that the uncertainty values are provided for informational purposes only and are not used in determining the PASS/FAIL results.

Measurement	Expanded Uncertainty k=2	Maximum allowable uncertainty
Radiated Emissions (30-1000MHz)		
NIST	5.6dB	N/A
CISPR	4.6dB	5.2dB (Ucisp)
Radiated Emissions (1-26.5GHz)	4.6dB	N/A
Radiated Emissions (above 26.5GHz)	4.9dB	N/A
Magnetic Radiated Emissions	5.6dB	N/A
Conducted Emissions		
NIST	3.9dB	N/A
CISPR	3.6dB	3.6dB (Ucisp)
Telco Conducted Emissions (Current)	2.9dB	N/A
Telco Conducted Emissions (Voltage)	4.4dB	N/A
Electrostatic Discharge	11.5%	N/A
Radiated RF Immunity (Uniform Field)	1.6dB	N/A
Electrical Fast Transients	23.1%	N/A
Surge	23.1%	N/A
Conducted RF Immunity	3dB	N/A
Magnetic Immunity	12.8%	N/A
Dips and Interrupts	2.3V	N/A
Harmonics	3.5%	N/A
Flicker	3.5%	N/A
Radio frequency (@ 2.4GHz)	3.23×10^{-8}	1×10^{-7}
RF power, conducted	0.40dB	0.75dB
Maximum frequency deviation:		
• Within 300Hz and 6kHz of audio frequency / Within 6kHz and 25kHz of audio frequency	3.4% 0.3dB	5% 3dB
Adjacent channel power	1.9dB	3dB
Conducted spurious emission of transmitter, valid up to 12.75GHz	2.39dB	3dB
Conducted emission of receivers	1.3dB	3dB
Radiated emission of transmitter, valid up to 26.5GHz	3.9dB	6dB
Radiated emission of transmitter, valid up to 80GHz	3.3dB	6dB
Radiated emission of receiver, valid up to 26.5GHz	3.9dB	6dB
Radiated emission of receiver, valid up to 80GHz	3.3dB	6dB
Humidity	2.37%	5%
Temperature	0.7°C	1.0°C
Time	4.1%	10%
RF Power Density, Conducted	0.4dB	3dB
DC and low frequency voltages	1.3%	3%
Voltage (AC, <10kHz)	1.3%	2%
Voltage (DC)	0.62%	1%
The above reflects a 95% confidence level		



BUREAU
VERITAS

Curtis-Straus LLC, a wholly owned subsidiary of BV CPS
One Distribution Center Circle, #1 • Littleton, MA • TEL (978) 486-8880 • FAX (978) 486-8828



Conditions Of Testing

[Bureau Veritas Consumer Products Services, Inc., a Massachusetts corporation], and/or its affiliates (collectively, the "Company") will conduct, at the request of the Submitter ("Client"), the tests specified on the submitted Test Request Form or equivalent in accordance with, and subject to, the following terms and conditions (collectively, "**Conditions**"):

1. All orders for tests are subject to acceptance by the Company, and no order will constitute a binding commitment of the Company unless and until such order is accepted by it, as evidenced by the issuance of a written report ("**Test Report**") by the Company. The Test Report is issued solely by the Company, is intended for the exclusive use of Client and shall not be published, used for advertising purposes, copied or replicated for distribution to any other person or entity or otherwise publicly disclosed without the prior written consent of the Company. By submitting a request for services to the Company, Client consents to the disclosure to accreditation bodies of those records of Client relevant to the accreditation body's assessment of the Company's competence and compliance with relevant accreditation criteria. The Company shall not be liable for any loss or damage whatsoever resulting from the failure of the Company to provide its services within any time period for completion estimated by the Company. If Client anticipates using the Test Report in any legal proceeding, arbitration, dispute resolution forum or other proceeding, it shall so notify the Company prior to submitting the Test Report in such proceeding. The Company has no obligation to provide a fact or expert witness at such proceeding unless the Company agrees in advance to do so for a separate and additional fee.
2. The Test Report will set forth the findings of the Company solely with respect to the test samples identified therein. Unless specifically and expressly indicated in the Test Report, the results set forth in such Test Report are not intended to be indicative or representative of the quality or characteristics of the lot from which a test sample is taken, and Client shall not rely upon the Test Report as being so indicative or representative of the lot or of the tested product in general. The Test Report will reflect the findings of the Company at the time of testing only, and the Company shall have no obligation to update the Test Report after its issuance. The Test Report will set forth the results of the tests performed by the Company based upon the written information provided to the Company. The Test Report will be based solely on the samples and written information submitted to the Company by Client, and the Company shall not be obligated to conduct any independent investigation or inquiry with respect thereto.
3. The Company may, in its sole discretion, destroy samples which have been furnished to the Company for testing and which have not been destroyed in the course of testing. The Company may delegate the performance of all or a portion of the services contemplated hereunder to an affiliate, agent or subcontractor of the Company, and Client consents to such delegation.
4. These Conditions and the Test Report represent the entire understanding of the parties hereto with respect to the subject matter hereof and of the Test Report, and no modification, variance or extrapolation with respect thereto shall be permitted without the prior written consent of the Company.
5. The names, service marks, trademarks and copyrights of the Company and its affiliates, including the names "**BUREAU VERITAS**," "**BUREAU VERITAS CONSUMER PRODUCTS SERVICES**," "**BVCPS**," "**MTL**," "**ACTS**," "**MTL-ACTS**" and "**CURTIS-STRAUS**" (collectively, the "**Marks**") are and shall remain the sole property of the Company or its affiliates and shall not be used by Client except solely to the extent that Client obtains the prior written approval of the Company and then only in the manner prescribed by the Company. Client shall not contest the validity of the Marks or take any action that might impair the value or goodwill associated with the Marks or the image or reputation of the Company or its affiliates.
6. Payment in full shall be due 30 days after the date of invoice. Interest shall be due on overdue amounts from the due date until paid at an interest rate of 1.5% per month or, if less, the maximum rate permitted by law. The Company reserves the right, at any time and from time to time, to revoke any credit extended to Client. Client shall reimburse the Company for any costs it incurs in collecting past due amounts, including court costs and fees and expenses of attorneys and collection agencies. The Test Report may not be used or relied upon by Client if and for so long as Client fails to pay when due any invoice issued by the Company or any affiliate of it to Client or any affiliate or subsidiary of Client together with interest and penalties, if any, accrued thereon.
7. The Company disclaims any and all responsibility or liability arising out of or in connection with e-mail transmissions of such information.
8. Client understands and agrees that the Company is neither an insurer nor a guarantor, that the Company does not take the place of Client or any designer, manufacturer, agent, buyer, distributor or transportation or shipping company, and that the Company disclaims all liability in such capacities. Client further understands that if it seeks assurance against loss or damage, it should obtain appropriate insurance.
9. Client agrees that the Company, by providing the services, does not take the place of Client nor any third party, nor does the Company release them from any of their obligations, nor does the Company otherwise assume, abridge, abrogate or undertake to discharge any duty of any third party to Client or any duty of Client or any third party to any other third party, and Client will not release any third party from its obligations and duties with respect to the tested goods.
10. Client shall, on a timely basis, (a) provide adequate instructions to the Company in order to enable the Company to perform properly its services, (b) provide, or cause Client's suppliers and contractors to provide, the Company with all documents necessary to enable the Company to perform its services, (c) furnish the Company with all relevant information regarding Client's intended use and purposes of the tested goods, (d) advise the Company of essential dates and deadlines relevant to the tested goods and (e) fully exercise all rights and remedies available to Client against third parties in respect of the tested goods.
11. The Company shall undertake due care and ordinary skill in the performance of its services to Client, and the Company shall accept responsibility only where such skill has not been exercised and, even in such event, only to the extent of the limitation of liability set forth herein.
12. If Client desires to assert a claim arising from or relating to (i) the performance, purported performance or non-performance of any services by the Company or (ii) the sale, resale, manufacture, distribution or use of any tested goods, it must submit that claim to the Company in a writing that sets forth with particularity the basis for such claim within 60 days from discovery of the potential claim and not more than six months after the date of issuance of the Test Report to Client. Client waives any and all such claims including, without limitation, claims that the Test Report is inaccurate, incomplete or misleading or that additional or different testing is required, unless and then only to the extent that Client submits a written claim to the Company within both such time periods.



BUREAU
VERITAS

Curtis-Straus LLC, a wholly owned subsidiary of BV CPS

One Distribution Center Circle, #1 • Littleton, MA • TEL (978) 486-8880 • FAX (978) 486-8828



13. CLIENT SHALL, EXCEPT TO THE EXTENT OF COMPANY'S LIABILITY TO CLIENT HEREUNDER (WHICH IN NO EVENT SHALL EXCEED THE LIMITATION OF LIABILITY HEREIN), HOLD HARMLESS AND INDEMNIFY THE COMPANY, ITS AFFILIATES AND THEIR RESPECTIVE DIRECTORS, OFFICERS, EMPLOYEES, AGENTS AND SUBCONTRACTORS AGAINST ALL ACTUAL OR ALLEGED THIRD PARTY CLAIMS FOR LOSS, DAMAGE OR EXPENSE OF WHATSOEVER NATURE AND HOWSOEVER ARISING FROM OR RELATING TO (i) THE PERFORMANCE, PURPORTED PERFORMANCE OR NON-PERFORMANCE OF ANY SERVICES BY THE COMPANY OR (ii) THE SALE, RESALE, MANUFACTURE, DISTRIBUTION OR USE OF ANY TESTED GOODS.

14. EXCEPT AS MAY OTHERWISE BE EXPRESSLY AGREED TO IN WRITING BY THE COMPANY AND NOTWITHSTANDING ANY PROVISION TO THE CONTRARY CONTAINED HEREIN OR IN ANY TEST REPORT, NO WARRANTY OR GUARANTEE, EXPRESS OR IMPLIED, INCLUDING ANY WARRANTY OF MERCHANTABILITY OR FITNESS FOR A PARTICULAR PURPOSE OR USE, IS MADE.

15. (A) IN NO EVENT WHATSOEVER SHALL THE COMPANY BE LIABLE FOR ANY CONSEQUENTIAL, SPECIAL, INCIDENTAL, EXEMPLARY OR PUNITIVE DAMAGES IN CONNECTION WITH, RELATING TO OR ARISING OUT OF THE TEST REPORT OR THE SERVICES PROVIDED BY THE COMPANY HEREUNDER, INCLUDING WITHOUT LIMITATION LOSS OF OR DAMAGE TO PROPERTY; LOSS OF INCOME, PROFIT OR USE; OR ANY CLAIMS OR DEMANDS MADE AGAINST CLIENT OR ANY OTHER PERSON BY ANY THIRD PARTY IN CONNECTION WITH, RELATING TO OR ARISING OUT OF THE SERVICES PROVIDED BY THE COMPANY HEREUNDER.

(B) NOTWITHSTANDING ANY PROVISION TO THE CONTRARY CONTAINED HEREIN, AND IN RECOGNITION OF THE RELATIVE RISKS AND BENEFITS TO CLIENT AND THE COMPANY ASSOCIATED WITH THE TESTING SERVICES CONTEMPLATED HEREBY, THE RISKS HAVE BEEN ALLOCATED SUCH THAT UNDER NO CIRCUMSTANCES WHATSOEVER SHALL THE LIABILITY OF THE COMPANY TO CLIENT OR ANY THIRD PARTY IN RESPECT OF ANY CLAIM FOR LOSS, DAMAGE OR EXPENSE, OF WHATSOEVER NATURE OR MAGNITUDE, AND HOWSOEVER ARISING, EXCEED AN AMOUNT EQUAL TO FIVE (5) TIMES THE AMOUNT OF THE FEES PAID TO THE COMPANY FOR THE SPECIFIC SERVICES WHICH GAVE RISE TO SUCH CLAIM OR U.S.\$10,000, WHICHEVER IS THE LESSER AMOUNT.

16. The Company shall not be liable for any loss or damage resulting from any delay or failure in performance of its obligations hereunder resulting directly or indirectly from any event of force majeure or any event outside the control of the Company. If any such event occurs, the Company may immediately cancel or suspend its performance hereunder without incurring any liability whatsoever to Client.

17. Company's services, including these Conditions, shall be governed by, and construed in accordance with, the local laws of the country where the Company performs the tests or, in the case of tests performed in the United States of America, the laws of Massachusetts without regard to conflicts of laws principles. If any aspect(s) of these Conditions is found to be illegal or unenforceable, the validity, legality and enforceability of all remaining aspects of these Conditions shall not in any way be affected or impaired thereby. Any proceeding related to the subject matter hereof shall be brought, if at all, in the courts of the country where the Company performs the tests or, in the case of tests performed in the United States of America, in the courts of Massachusetts. Client waives the right to interpose any counterclaim or setoffs of any nature in any litigation arising hereunder.

Rev.160009121(2)_#684340 v13CS