

**? NOTE:**

For any technical issues with this product, please call:

**(800) 274-6717**

BEFORE returning the product to the retailer.



**Smartphone compatibility**

Android 4.3 or higher version, Supporting 4.0 Bluetooth, iOS 7.0 or higher version,

iPhone 4s or higher version, iPad: iPad 3, iPad mini (1,2,3,4 series), iPad Air (1,2 series), iPad Pro, iPod touch.

Depending on what phone you use, there could be a delay of 10 to 30 seconds before your phone fully syncs with your SmartLights™.

SmartLights™

## How to Operate the SmartLights Countdown App

Step

**1**


Download your FREE **SmartLights Countdown** App on your smartphone at:



Type **SmartLights Countdown** from the finder and look for this icon.



Enter the App and choose **Countdown to Christmas**.



Step

**2**

Plug your **Countdown to Christmas** projector into an electrical socket.

Step

**3**

Turn ON Bluetooth® function.



Make sure your smartphone Bluetooth® setting is enabled or turned ON.

Step

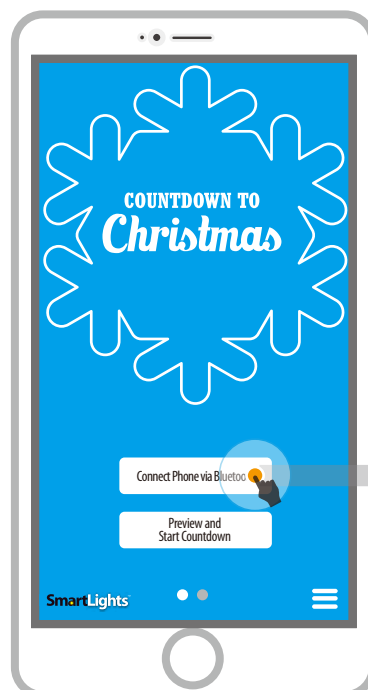
**4**

Establish Bluetooth® connection.

This is the MAIN MENU of the **Countdown to Christmas** App.

Connect Phone via Bluetooth

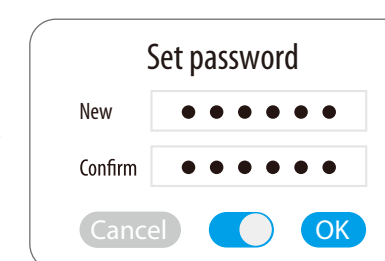
Press this button to connect your phone to the Countdown to Christmas projector.



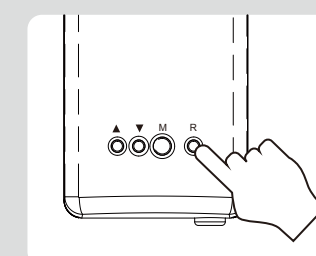
You are now ready to control your **Countdown to Christmas** projector.

**Tip**

Set your PASSWORD.



You can set a password to prevent someone else changing your Countdown to Christmas projector. The switch in the below center can turn OFF password function when you feel that is not necessary.



If you forget your password, there is a RESTORE BUTTON on the back of the projector.

Step

**5**

Start countdown.

START COUNTDOWN

Before you press this button be sure that you have SYNCED this app with your Phone OS Time/Date setting. Doing so will automatically generate the given countdown from the date of Christmas on your phone system setting.



For any technical issues with this product, please call:  
**(800) 274-6717**  
BEFORE returning the product to the retailer.



©2017 GEMMY INDUSTRIES CORP.  
117 Wrangler Drive, Suite 100  
Coppell, TX 75019 U.S.A  
MADE IN CHINA

## ? NOTE:

For any technical issues with this product, please call:

**(800) 274-6717**

BEFORE returning the product to the retailer.



### Smartphone compatibility

Android 4.3 or higher version,  
Supporting 4.0 Bluetooth,  
iOS 7.0 or higher version,

iPhone 4s or higher version,  
iPad: iPad 3, iPad mini (1,2,3,4 series),  
iPad Air (1,2 series), iPad Pro, iPod touch.

Depending on what phone you use, there could be a delay of 10 to 30 seconds before your phone fully syncs with your SmartLights™.

# SmartLights™

# How to Operate the SmartLights Countdown App

Step

1


Download your FREE SmartLights Countdown App on your smartphone at:



Type **SmartLights Countdown** from the finder and look for this icon.



Enter the App and choose **Countdown to Christmas**.



Step

2

Plug your **Countdown to Christmas** projector into an electrical socket.

Step

3

Turn ON Bluetooth® function.



Make sure your smartphone Bluetooth® setting is enabled or turned ON.

Step

4

Establish Bluetooth® connection.

This is the MAIN MENU of the **Countdown to Christmas** App.

Connect Phone via Bluetooth

Press this button to connect your phone to the Countdown to Christmas projector.



You are now ready to control your  
**Countdown to Christmas** projector.

**Tip** Set your PASSWORD.



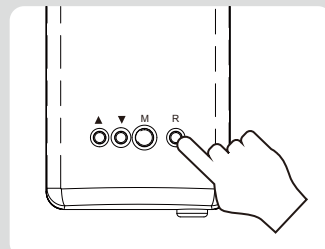
Set password

New

Confirm

☒

You can set a password to prevent someone else changing your Countdown to Christmas projector. The switch in the below center can turn OFF password function when you feel that is not necessary.



If you forget your password, there is a RESTORE BUTTON on the back of the projector.

Step

**5** Start countdown.

START COUNTDOWN

Before you press this button be sure that you have SYNCED this app with your Phone OS Time/Date setting. Doing so will automatically generate the given countdown from the date of Christmas on your phone system setting.



For any technical issues with this product, please call:

**(800) 274-6717**

BEFORE returning the product to the retailer.



©2017 GEMMY INDUSTRIES CORP.  
117 Wrangler Drive, Suite 100  
Coppell, TX 75019 U.S.A  
MADE IN CHINA