



Asst. #91430
Item. #91431

CREATION

RADIO CONTROL S.P.D. CYCLE™



WARNING:

**CHOKING HAZARD - Small parts.
Not for Children under 3 years.**

CAUTION: PLEASE READ BEFORE PLAYING WITH TOY

- Do not: 1) aim toy at anyone, 2) hit anyone with toy, 3) poke anyone with toy, 4) swing toy at anyone, 5) step on toy.
- Be careful not to pinch fingers with hinged parts of toy.

CAUTION: Keep batteries away from children. Batteries may be harmful if swallowed. Requires 3 AA batteries and 1 9V battery. Batteries not included.

NOTE: Do not mix old and new batteries. Do not mix alkaline, standard (carbon-zinc) or rechargeable (nickel-cadmium) batteries. Dispose of used batteries properly.

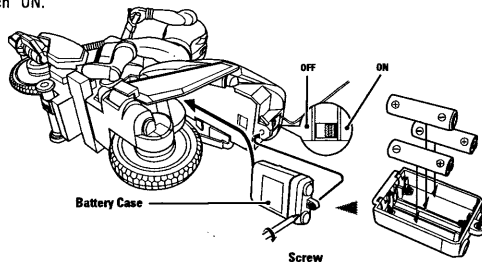
CONTENTS

S.P.D. Cycle 1 Morpher Remote Control 1

HOW TO INSERT OR REPLACE BATTERIES

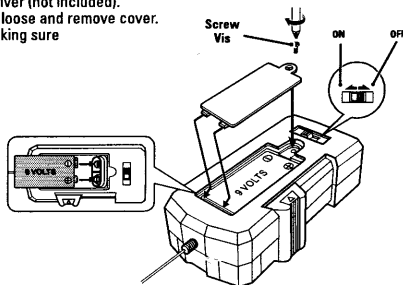
1 S.P.D. Cycle

- 1) Open battery case with a + screwdriver (not included). Turn screw counter-clockwise until loose, then remove battery case.
- 2) Insert or replace three AA batteries, making sure to match + and - indicators.
- 3) Reattach battery case and turn screw clockwise until secure.
- 4) Turn the switch "ON."



2 Morpher Remote Control

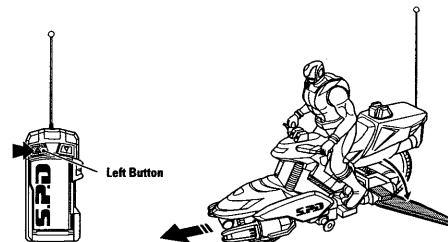
- 1) Open battery case with a + screwdriver (not included). Turn screw counter-clockwise until loose and remove cover.
- 2) Insert or replace one 9V battery, making sure to match + and - indicators.
- 3) Reattach battery case and turn screw clockwise until secure.
- 4) Turn the switch "ON."



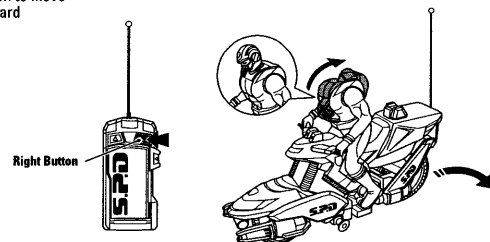
NOTE: Requires three AA batteries and one 9V battery.
Batteries not included in this package.

HOW TO PLAY WITH RED RAPTOR CYCLE

- 1 Push the left button to move S.P.D. Cycle forward.



- 2 Push the right button to move S.P.D. Cycle backward and morph from Ranger to teenager.



NOTE: Red Ranger cannot be detached from bike. Operational distance is approximately 15 feet. Carrier frequency is 27.145 Mhz. Field strength is 64.1 dBu V/m at 3 meters. The sensor on Cycle may not receive signal from remote control under certain conditions.

DISCLAIMER

Warning: Changes or modifications to this unit not expressly approved by the party responsible for compliance could void the user's authority to operate the equipment. **NOTE:** This equipment has been tested and found to comply with the limits for a Class B digital device, pursuant to Part 15 of the FCC Rules. These limits are designed to provide reasonable protection against harmful interference in a residential installation. This equipment generates, uses and can radiate radio frequency energy and, if not installed and used in accordance with the instructions may cause harmful interference to radio communications. However, there is no guarantee that interference will not occur in a particular installation. If this equipment does cause harmful interference to radio or television reception, which can be determined by turning the equipment off and on, the user is encouraged to try to correct the interference by one or more of the following measures: • Reorient or relocate the receiving antenna. • Increase the separation between the equipment and receiver. • Connect the equipment into an outlet on a circuit different from that to which the receiver is connected. • Consult the dealer or an experienced radio/TV technician for help. Shielded cables must be used with this unit to ensure compliance with the Class B FCC limits. • This device complies with Part 15 of the FCC Rules. Operation is subject to the following two conditions: (1) The transmitter and receiver may not cause harmful interference, and (2) The transmitter and receiver must accept any interference received, including interference that may cause undesired operation.

Conforms to safety standards ASTM F963-03. Color, style and decoration may vary. Distributed by Bandai America Incorporated, 5551 Katella Avenue, Cypress, California 90630. TM & © BVS Entertainment, Inc. and BVS International N.V. Bandai logo: ® & © 2004 Bandai. All Rights Reserved.

