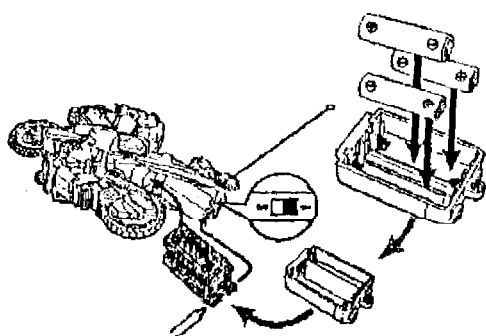


USER MANUAL

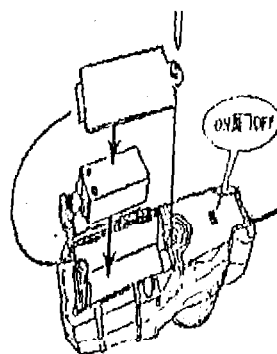
91414 CRIMSON THUNDER R/C TSUNAMI CYCLE

This is a R/C Bike which drive by a power ranger. Motorcycle requires 3"AA" batteries and remote control requires 1"9V" battery. The R/C Bike can be driven in a 5 meter distance at 27MHz. Field strength : 66.9 dBuV/m at 3 meter.


Not for children under 3 years.



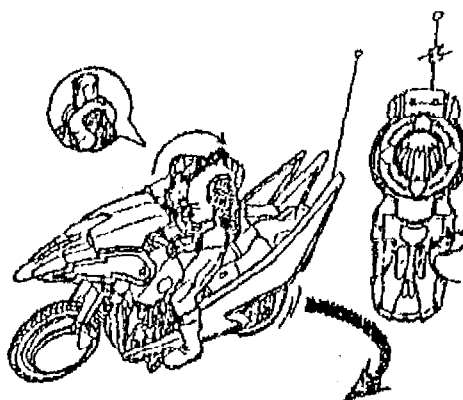
1. Unscrew the screw with a \oplus screw driver (not included) and open the battery compartment.
2. Insert 3AA batteries, making sure to match the "+" and "-" indicators. Replace the battery cover, turn the screw clockwise until secure.
3. Push on the "ON/OFF" switch in "ON" mode.



1. Unscrew the screw with a \oplus screw driver (not included) and open the box as shown.
2. Insert one 9V batteries, making sure to match the "+" and "-" indicators. Replace the battery cover, turn the screw clockwise until secure.



1. When push on the forward mode, the motorcycle can be run in forward.



1. When push on the backward mode, the motorcycle can be run in backward.
2. The power ranger can turn into another face.

USER MANUAL

FCCID:GMMBC91413

Warning : Changes, or modifications to this unit not expressly approved by the party responsible for compliance could void the user's authority to operate the equipment.

NOTE: This equipment has been tested and found to comply with the limits for a Class B digital device, pursuant to Part 15 of the FCC Rules. These limits are designed to provide reasonable protection against harmful interference in a residential installation. This equipment generates, uses and can radiate radio frequency energy and, if not installed and used in accordance with the instructions, may cause harmful interference to radio communications.

However, there is no guarantee that interference will not occur in a particular installation. If this equipment does cause harmful interference to radio or television reception, which can be determined by turning the equipment off and on, the user is encouraged to try to correct the interference by one or more of the following measures:

- ☐ Reorient or relocate the receiving antenna.
- ☐ Increase the separation between the equipment and receiver.
- ☐ Connect the equipment into an outlet on a circuit different from that to which the receiver is needed.
- ☐ Consult the dealer or an experienced radio/TV technician for help.

Warning: Changes or modifications to this unit not expressly approved by the party responsible for compliance could void the user's authority to operate the equipment.

This device complies with Part 15 of the FCC Rules. Operation is subject to the following two conditions: (1) this device may not cause harmful interference, and (2) this device must accept any interference received, including interference that may cause undesired operation.