

Speaker

User Manual

Model: BX-5

FCC ID: GFOBX-5

Contents

1. Introduction	2
2. Battery Precautions	2
3. Getting Started	3
4. Cable Connections	4
5. Bluetooth Connection	4
6. Light indicators	5
7. Once paired, how to...	5
8. Battery Charging	6
9. Product Care	6

English

Please read the following safety warnings and precautions before using your device.

- Rechargeable battery with charging option from USB cable
- Operating range up to 10 meters
- Hands-free with mobile phone
- Bluetooth version 2.1+EDR, CSR BC5

1. Introduction

Thank you for purchasing the Audiomotion Bluetooth speaker system. Small and portable, this speaker with built-in amplifier is perfect for any Bluetooth device. Easy to connect, the device supports both Bluetooth and line-in.

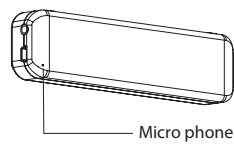
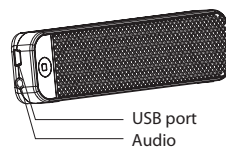

2. Battery Precautions

The device is powered by a built-in rechargeable lithium battery. Please charge the device for a period of at least 8 hours before being used for the first time.

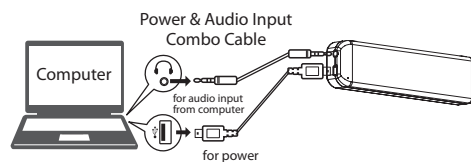
- If the device is not used for a long period of time, the battery may lose its charge. Please recharge the battery.
- Use only the supplied USB cable to recharge the battery, failure to do so may result in damaging the unit.
- Do not attempt to open the rechargeable battery or battery pack.
- Should a battery leak, the device may become damaged. Clean the battery compartment immediately, avoiding contact with your skin.
- Keep batteries out of reach of small children. If swallowed, consult a physician immediately.
- Leaving the battery in hot or cold places, such as in a closed car in summer or winter conditions, will reduce the capacity and lifetime of the battery. Always try to keep the battery between 15°C and 25°C (59°F and 77°F). A device with a hot or cold battery may not work temporarily, even when the battery is fully charged.
- Do not dispose of batteries in a fire as they may explode. Batteries may also explode if damaged. Dispose of batteries according to local regulations. Do not dispose as household waste.

3. Getting Started

General Controls



4. Cable Connections



5. Bluetooth Connection

- Press and hold the LED switch. One beep will be followed by two beeps.

1. Pairing Mode

When you activate the Bluetooth function, the speaker will automatically pair with your PC or Bluetooth device.

2. Bluetooth device pairing with your speaker

Following your device instruction guide on pairing. Make sure the device's Bluetooth is activated and search for the speaker. This is usually found under the "setup", "connect" or "Bluetooth" menu on your device.

3. Speaker ID

The Bluetooth speaker will be recognised by the name "COWIN BT". Accept pairing by pressing "OK" | "Yes" and confirm with the passkey or PIN=0000 (4 zeros). Your device will confirm pairing once complete. Should pairing be unsuccessful, turn the device off and restart.

6. Light Indicators

What you see	What this means about your this speaker
Slow green LED flash:	Working
Quick green LED light:	Getting started or turned off or paring.
Solid red LED flash:	Charging

7.Once paired, how to...



Play music from your bluetooth device

→ Adjusting sound volume from Audio Source

→ Playing music from device

To start playback*, press ► II.

To pause playback*, press ► II. Press again to resume playback.

To skip to previous or next song, press  or .

Make a call

When you make a call from your mobile phone, the call will (subject to the phone settings), automatically transfer to the speaker.

8. Battery Charging

The device has a built-in rechargeable lithium battery. This can be charged by connecting the device via the USB Port to your tablet or PC. Refer to the battery indicator (The LED under the button will change to red colour for the charging status).

LED → Flashing Green light	→ Needs charging
LED → Red	Charging in process
LED → Off	Charged

After charging, the device can be used without the power connection. Charge the device again when you see the battery indicator flashing green.

9. Product Care

Your device is designed to be light, compact and durable. However, it is an electronic device and must be treated carefully. Putting unnecessary pressure on it or striking the device against other objects can cause damage.

To avoid damage to your device, please:

- Do not drop, crush, bend, or apply excessive force to the device.
- Do not expose your device to moisture, extreme or prolonged heat, cold, humidity, or other adverse conditions. Avoid storing it in damp, humid or wet places. It is not waterproof.
- Do not operate or store unit in places with frequent static electricity or electrical noise (e.g. speaker, TV set).
- Clean the unit with a soft cloth or a damp chamois leather. Never use solvents.
- The unit must only be opened by qualified personnel.
- This device contains magnets. Keep magnetic field sensitive products such as credit cards and video screens away from this device to avoid damage or malfunction.

IMPORTANT REGULATORY INFORMATION

This device complies with Part 15 of the FCC Rules: Operation is subject to the following two conditions:

1. This device may not cause harmful interference and
2. This device must accept any interference that is received, including any interference that may cause undesired operation.

WARNING:

Changes or modifications to this unit not expressly approved by the party responsible for compliance could void the user's authority to operate the equipment.