

Project Number: 10CA46552
Model Number: EX190W

File Number TC8352

Test Report No: 10CA46552-FCC
Date of Issue: Oct. 13, 2010

TEST SETUP PHOTOS

Figure 1. Conducted Emission Test Setup




Project Number: 10CA46552 File Number TC8352 Test Report No: 10CA46552-FCC
Model Number: EX190W Date of Issue: Oct. 13, 2010

Figure 2. Conducted Emission Test Setup Test



Project Number: 10CA46552 File Number TC8352 Test Report No: 10CA46552-FCC
Model Number: EX190W Date of Issue: Oct. 13, 2010

Figure 3. Photo of Radiated emission test setup for 30MHz to 1GHz




Project Number: 10CA46552
Model Number: EX190W

File Number TC8352


Test Report No: 10CA46552-FCC
Date of Issue: Oct. 13, 2010

Figure 4. Photo of Radiated emission test setup for 1GHz to 2GHz



Project Number: 10CA46552 File Number TC8352 Test Report No: 10CA46552-FCC
Model Number: EX190W Date of Issue: Oct. 13, 2010

Figure 5. Photo of Radiated emission test setup for 30MHz to 1GHz



Project Number: 10CA46552
Model Number: EX190W

File Number TC8352

Test Report No: 10CA46552-FCC
Date of Issue: Oct. 13, 2010

Figure 6. Photo of Radiated emission test setup 1GHz to 2GHz

