

1  
DWG NO. 7519375

FOR HONEYWELL REFERENCE:

DPA NO. A21843

PRODUCT LINE NO. 5111

AW/PS ANALYSIS EB 7519381

APPLICATION

NEXT ASSY

7519375

USED ON (SYS)

7519375

REVISIONS

FOR REVISION RECORD, SEE LAST SHEET.

NOTES:

1.

FOR UNIT DIMENSIONS AND DETAILS SEE 7519376.

2

TYPE APPLICABLE DASH NUMBER, DATE CODE, SERIAL NUMBER, WEIGHT AND MARK APPLICABLE MODIFICATION LETTERS ON ITEM 2.

- 3

TYPE THE AIRCRAFT TYPE(S) APPLICABLE PER CONTROLLED PMA/TSO DATA BASES ON ITEM 3 PLATE, QUANTITY AS REQUIRED.
- 4

INSTALL ITEMS 2 THRU 5 PER ITEM 701, LOCATE APPROXIMATELY AND ORIENT AS SHOWN.
5.

TEST PER ITEM 702.
6.

CAUTION

ELECTROSTATIC SENSITIVE EQUIPMENT  
SPECIAL HANDLING REQUIRED

THIS ASSEMBLY INCLUDES COMPONENTS WHICH ARE SUBJECT TO DAMAGE BY ELECTROSTATIC CHARGES: THEREFORE, ALL COMPONENTS SHALL BE HANDLED IN ACCORDANCE WITH GUIDELINES FOR ELECTROSTATIC DISCHARGE CONTROL.

7

ON ITEM 5 MARK MANUFACTURE CAGE CODE, DATE CODE SERIAL NUMBER, UNIT PART NUMBER AND THE FOLLOWING:  
TO THE LEFT OF MFG AND SER, MARK MANUFACTURE CAGE CODE AND DATE CODE SERIAL NUMBER IN DATA MATRIX FORMAT.  
TO THE LEFT OF PNR, MARK UNIT PART NUMBER IN DATA MATRIX FORMAT.  
THE DATA MATRIX SHALL BE .125 MINIMUM HIGH AND THE CHARACTERS SHALL BE .06 MINIMUM HIGH BLACK.

8.

ON LABELS READ IS FOR ORIENTATION ONLY.

9.

UNITS REQUIRING SERVICE AND/OR REPAIR MUST BE RETURNED TO CAS PHOENIX.
- REV STATUS OF PARTS LIST SHALL BE SAME AS BASIC DRAWING NUMBER  
SEE SEPARATE PARTS LISTS
- |   |  |
|---|--|
| OPERATONAL NOTE   |  |
| VARIABLE ASSEMBLY   |  |
| REF DWG   |  |
| ITEM CODE<br>(PER EB699384)   | CONTRACT<br>PS-100                     |
| INTERPRET DIMENSIONS AND TOLERANCES PER ASME Y14.5M-1994.UNLESS OTHERWISE SPECIFIED, DIMENSIONS ARE IN INCHES: TOLERANCES | DRAWN BY<br>A. SUNSHINE 18OCT99        |
| ANGLES ± —  | DESIGNED BY<br>A. SUNSHINE 18OCT99     |
| 2 PL DEC ± —  | CHECKED BY<br>W.HAYWOOD 22OCT99        |
| 3 PL DEC ± —  | APPROVED FOR MFG<br>A.SIMPKIN 22OCT99  |
| THIRD ANGLE PROJECTION  | APPROVED FOR QE<br>DATE                |
| DWG CLASS<br>A  | APPROVED FOR ENGRG<br>DATE             |
| FIRST USED ON<br>7519375  | APPROVED FOR ENGRG<br>T.EUROPA 22OCT99 |
|   | APPROVED FOR<br>DATE                   |

52	51	50	49	48	47	46	45	44	43	42	41	40	REV	SHEET
													SHEET	INDEX
39	38	37	36	35	34	33	32	31	30	29	28	27	REV	SHEET
													SHEET	INDEX
26	25	24	23	22	21	20	19	18	17	16	15	14	REV	SHEET
									C	C	B	C	SHEET	INDEX
13	12	11	10	9	8	7	6	5	4	3	2	1	REV	SHEET
													SHEET	INDEX

Honeywell

COMMERCIAL FLIGHT  
SYSTEMS GROUP  
PHOENIX, ARIZONA

TITLE

POWER SUPPLY UNIT ASSEMBLY,  
MINI-M AERO - PS-100

SIZE A	CAGE CODE 55939	DRAWING NO. 7519375	REV C
SCALE —	UNIT WT	SHEET 1	OF 4
- 5231-027 (ASME Y14.5M-1994) HONEYWELL INC.
- APR 11 2001 dwoodfor 14:45:57
- GT REV 03-01

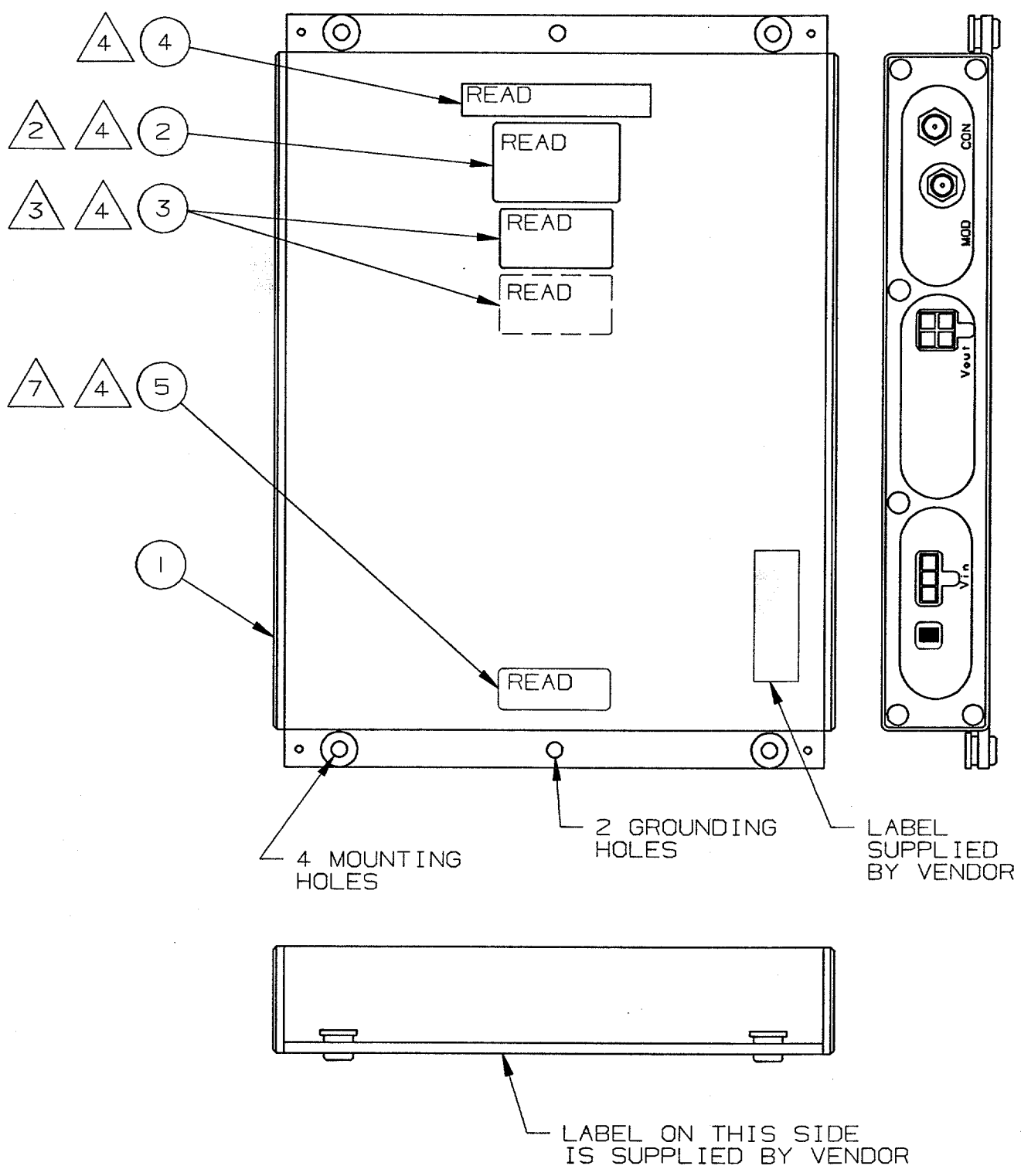


FIGURE 1.

Honeywell	SEE FIRST SHEET FOR CONTRACT NUMBER. USE OR DISCLOSURE OF INFORMATION ON THIS SHEET IS SUBJECT TO THE RESTRICTIONS ON THE FIRST SHEET OF THIS DOCUMENT.			SIZE	CAGE CODE	DRAWING NO.	REV
				A	55939	7519375	B
				SCALE		SHEET 2	

MINI-M AERO POWER SUPPLY UNIT PS-100 MODIFICATION STATUS TABLE (SEE NOTE 9)						
UNIT MODIFICATION PLATE TO BE MARKED			AFFECTED ASSY, SUBASSY, DOCUMENT OR SOFTWARE		MODIFICATION LETTER	REMARKS
901			PART NUMBER	REV		
			7519375-901	C		OMINIPLESS Part NO. 677-A0038-01 H/W Rev: 1.6

**Honeywell**

SEE FIRST SHEET FOR CONTRACT NUMBER. USE OR DISCLOSURE OF INFORMATION ON THIS SHEET IS SUBJECT TO THE RESTRICTIONS ON THE FIRST SHEET OF THIS DOCUMENT.

SIZE  
A

CAGE CODE  
55939

DRAWING NO.



7519375

REV  
C

SCALE —

SHEET 3

REV. 4  
7519375  
DWD NO.

REVISIONS			
REV	DESCRIPTION	DATE	APPROVED
—	INITIAL RELEASE	15NOV99	R.BACULA
A	SH 1: APPL BLOCK: NEXT ASSY AND USED ON WAS 7519370. T/B: FIRST USED ON WAS 7519370. SH IDX REV. PL AFFECTED. 103960(M) AFFECTS ONLY KITS NOT YET IN-BUILD.	15NOV99	R.BACULA BEGAY KF
B	SH 1: NOTES: NOTE 4 WAS INSTALL ITEMS 2, 3 AND 4 PER --- SHOWN. ADD NOTE 7 AND 8. SH IDX REV. PL AFFECTED. SH 2: UDTD VIEW: ADD B ITEM 5 AND ASSOC INFO. 24292(M) AFFECTS ONLY ASSEMBLIES NOT YET "IN-BUILD" AS SOON AS MANUFACTURING DOCUMENTATION IS AVAILABLE.	21 APR 01	 BURKE CH
C	SH 1: NOTES: ADD NOTE 9. SH IDX REV. PL AFFECTED. WAS SH 1 OF 3. SH 3: ADD. SH 4 WAS SH 3. 24493(B) BREAK-IN ON SERIAL NO. OF ASSEMBLY/END ITEM (OR SOONER). CAUTION: RECOMMEND USE ON END ITEM ONLY.	21 APR 01	 BURKE CH

**Honeywell**

SEE FIRST SHEET FOR CONTRACT NUMBER. USE OR DISCLOSURE OF INFORMATION ON THIS SHEET IS SUBJECT TO THE RESTRICTIONS ON THE FIRST SHEET OF THIS DOCUMENT.

SIZE  
A

CAGE CODE  
55939

DRAWING NO.

7519375

REV  
C

SCALE —

SHEET 4

APR 06 2001 dwoodfor 15:42:57

GT REV 03-01