

DWG NO.	7021570	SH	1	FOR REVISION RECORD, SEE LAST SHEET															
FOR HONEYWELL REFERENCE																			
DPA NO.	A14738																		
PRODUCT LINE NO.	5111																		
AW/PS ANALYSIS EB	7516081																		
APPLICATION																			
NEXT ASSY	USED ON (SYS)																		
7516100	7516100																		
7516240	7516240																		
7516250	7516250																		
7517800	7517800																		
7516251	7516251																		

CREATING FIGURES:

THE FIGURES IN THIS DOCUMENT NEED TO BE CREATED USING HELVETICA CONDENSED, EXCEPT FOR HONEYWELL INC. WHICH WILL BE HELVETICA BOLD.

PRINTING INSTRUCTIONS:

THE FIGURES IN THIS DOCUMENT NEED TO BE PRINTED OUT ON A HP LASERJET (POSTSCRIPT) (600 DPI OR HIGHER). A POSTSCRIPT FILE HAS BEEN GENERATED IN GRAYTECH USING THE POSTSCRIPT B SIZE, SCALE 1, KEY IN COORDINATES (0, 0),

OPERATIONAL NOTE SPECIFICATION CONTROL DRAWING							BF	BD	BD	BD	BD	BD	BD	BD	BD	REV	SHEET	
		104	103	102	101	100	99	98	97	96	95	94	93	92	SHEET	INDEX		
		BD	BD	BD	BD	BD	BD	BC	BC	BC	BC	BC	BC	BC	BC	REV	SHEET	
		91	90	89	88	87	86	85	84	83	82	81	80	79	SHEET	INDEX		
		BC	BC	BC	BC	BC	BC	AT	AT	AT	AT	BC	BC	AR	REV	SHEET		
		78	77	76	75	74	73	72	71	70	69	68	67	66	SHEET	INDEX		
		BC	BC	BC	BC	BC	BC	BC	BC	BC	BC	BC	BF	BF	REV	SHEET		
		65	64	63	62	61	60	59	58	57	56	55	54	53	SHEET	INDEX		
		AF	AF	BC	BC	BC	BC	BC	BC	BC	BC	BC	AF	AF	REV	SHEET		
		52	51	50	49	48	47	46	45	44	43	42	41	40	SHEET	INDEX		
7021569 REF DWG		CONTRACT		BC	BC	BC	BC	BC	BC	BC	BC	BC	BC	BC	REV	SHEET		
ITEM CODE (PER EB699384) V		DRAWN BY L. WHISLER		DATE 94-02-09	39	38	37	36	35	34	33	32	31	30	29	28	27	SHEET
INTERPRET DIMENSIONS AND TOLERANCES PER ANSI Y14.5M-1982. UNLESS OTHERWISE SPECIFIED, DIMENSIONS ARE IN INCHES; TOLERANCES: ANGLE ± ____ 2 PL DEC ± ____ 3 PL DEC ± ____		DESIGNED BY		DATE	BC	BC	BC	BC	BC	BC	BC	K	BC	BC	BC	BC	REV	
		CHECKED BY G. BEILER		DATE 94-03-02	26	25	24	23	22	21	20	19	18	17	16	15	14	SHEET
		APPROVED FOR MFG		DATE	BC	—	—	—	—	BC	BC	BC	BC	BC	BC	N	BF	REV
		APPROVED FOR QE		DATE	13	12	11	10	9	8	7	6	5	4	3	2	1	SHEET
THIRD ANGLE PROJECTION		APPROVED FOR ENGRG J. GHER		DATE 94-02-25	Honeywell BUSINESS AND COMMUTER AVIATION SYSTEMS													
APPROVED FOR ENGRG T. EUROPA		DATE 94-03-01																
DWG CLASS A		SIZE A	CAGE CODE 55939	DRAWING NO. 7021570	REV BF													
FIRST USED ON 7516100		APPROVED FOR PM&P		DATE	SCALE NONE	UNIT WT										SHEET 1 OF 99		

1. REQUIREMENTS

1.1 MATERIAL. ADHESIVE BACKED ALUMINUM FOIL PER P7015502, OR ADHESIVE BACKED METALLIZED POLYESTER PER 7006940.

1.2 COLOR. SEE TABLE I FOR APPLICABILITY.

1.2.1 BACKGROUND

1.2.1.1 BLACK MATTE SURFACE PER FED-STD-595, COLOR 37038.

1.2.1.2 NATURAL ALUMINUM, MATTE SURFACE.

1.2.1.3 METALLIZED POLYESTER.

1.2.2 CHARACTERS AND LINES

1.2.2.1 BLACK MATTE SURFACE PER FED-STD-595, COLOR 37038.

1.2.2.2 NATURAL ALUMINUM, MATTE SURFACE.

1.2.2.3 BLACK, THERMAL PRINTED.

1.3 ARTWORK

1.3.1 SEE TABLE I FOR APPLICABILITY.

1.4 LABEL CONSTRUCTION. LABELS MAY BE EITHER CONSTRUCTED OF PREPRINTED ADHESIVE BACKED ALUMINUM FOIL OR A COMPUTER GENERATED/COMPUTER PRINTED ADHESIVE BACKED METALLIZED POLYESTER. EITHER TYPE OF LABEL MUST CONFORM TO THE APPROPRIATE FIGURE AND TABLE INFORMATION.

2. 4 ID PLATES PER LINER. ID PLATES TO BE IN VERTICAL ORDER WHERE APPLICABLE.

2.1 DIE CUT SOFTWARE LABEL PER DIMENSIONS. DO NOT REMOVE SOFTWARE LABEL FROM LINER WHERE APPLICABLE.

3. APPLICATION INFORMATION (FOR REFERENCE)

3.1 INSTALL IDENTIFICATION PLATES PER M7015353.

Honeywell	SEE FIRST SHEET FOR CONTRACT NUMBER. USE OR DISCLOSURE OF INFORMATION ON THIS SHEET IS SUBJECT TO THE RESTRICTIONS ON THE FIRST SHEET OF THIS DOCUMENT.	SIZE	CAGE CODE	DRAWING NO.	REV
		A	55939	7021570	N
		SCALE	UNIT WT	SHEET	
		NONE		2	

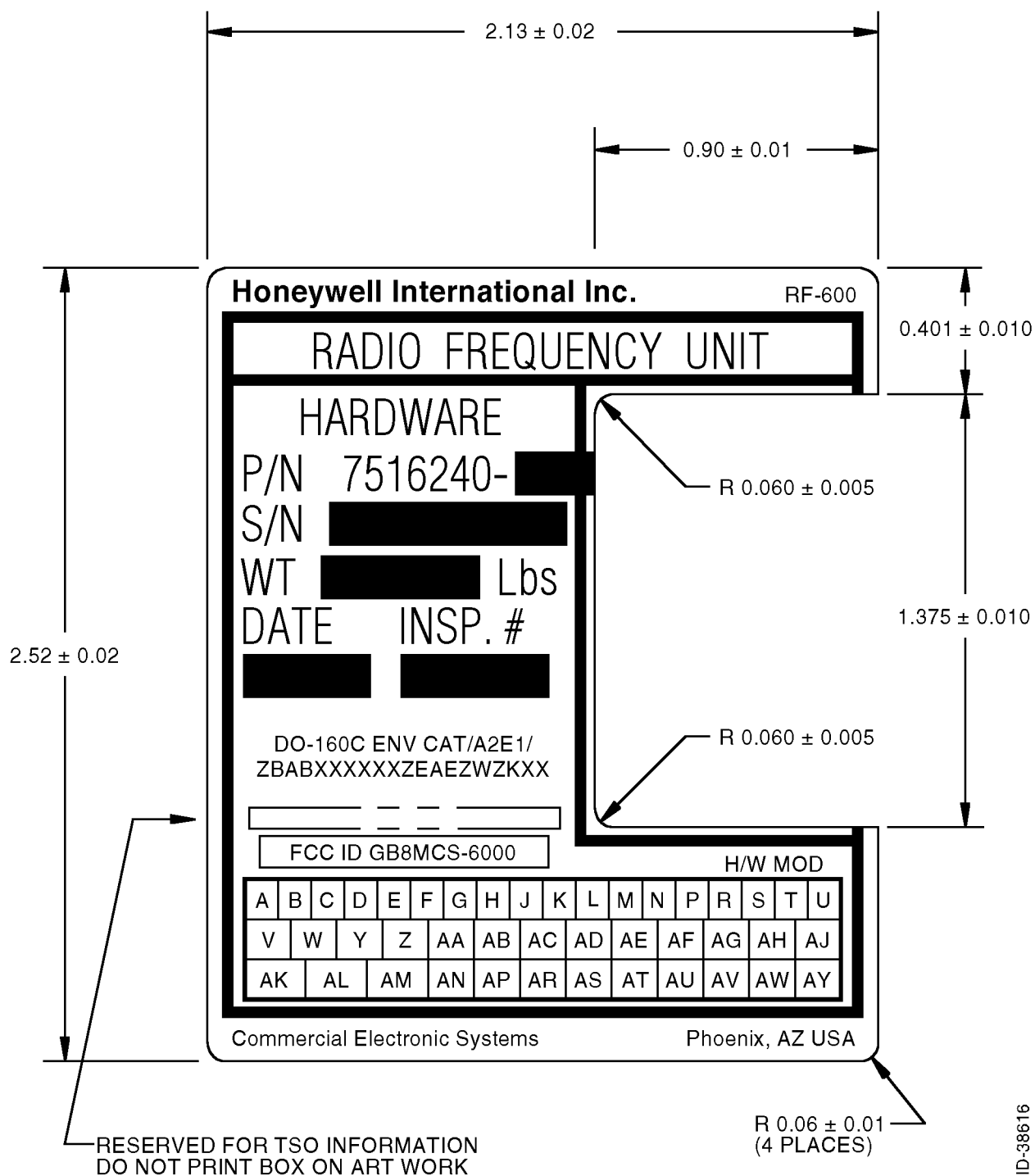


FIGURE 1
7021570-1

Honeywell

SEE FIRST SHEET FOR
CONTRACT NUMBER. USE OR
DISCLOSURE OF INFORMATION ON
THIS SHEET IS SUBJECT TO THE
RESTRICTIONS ON THE FIRST
SHEET OF THIS DOCUMENT.

SIZE

A

CAGE CODE

55939

DRAWING NO.

7021570

REV

BC

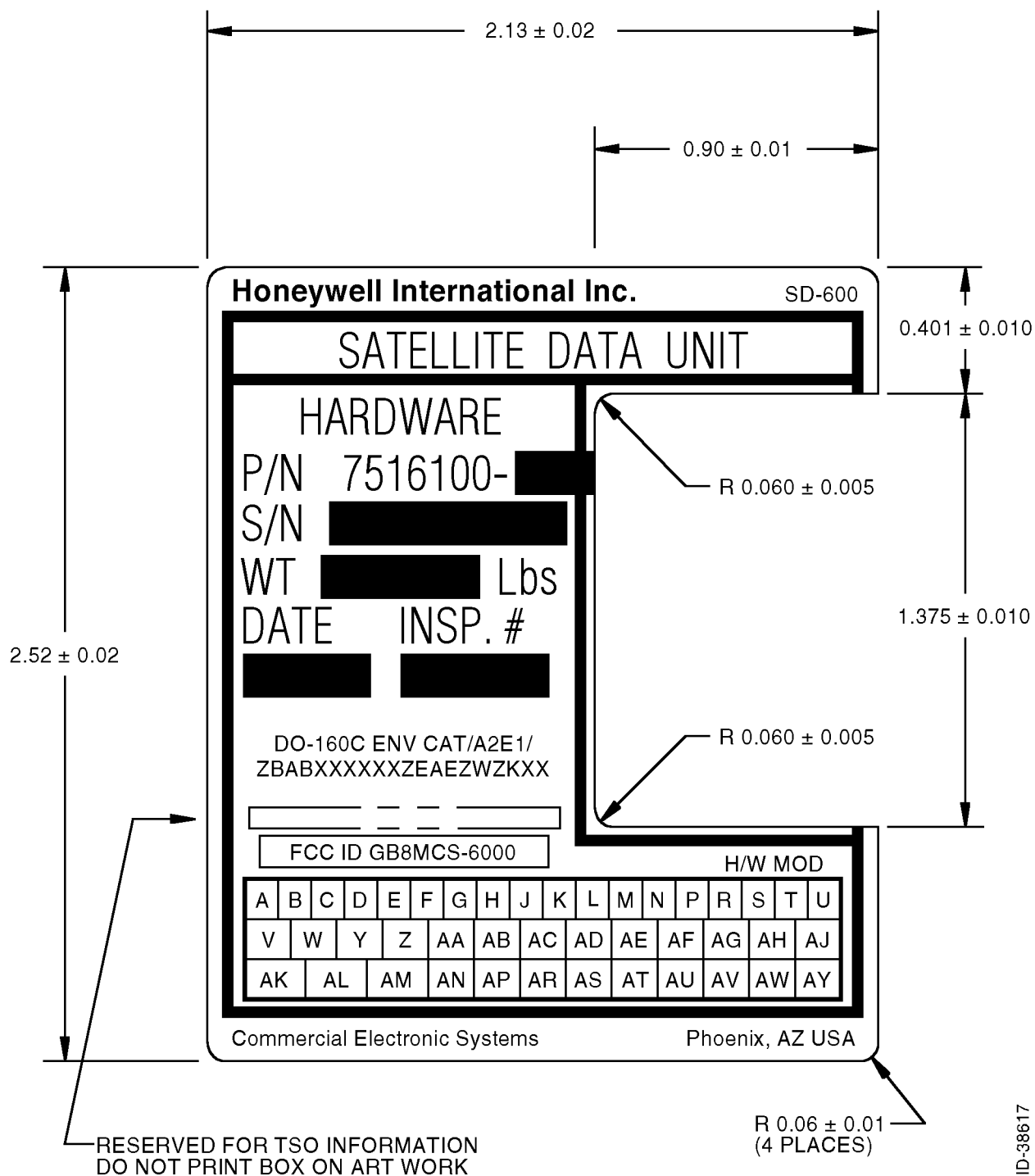
SCALE

NONE

UNIT WT

SHEET

3



ID-38617

FIGURE 2
7021570-2

Honeywell

SEE FIRST SHEET FOR
CONTRACT NUMBER. USE OR
DISCLOSURE OF INFORMATION ON
THIS SHEET IS SUBJECT TO THE
RESTRICTIONS ON THE FIRST
SHEET OF THIS DOCUMENT.

SIZE

A

CAGE CODE

55939

DRAWING NO.

7021570

REV

BC

SCALE

NONE

UNIT WT

SHEET

4

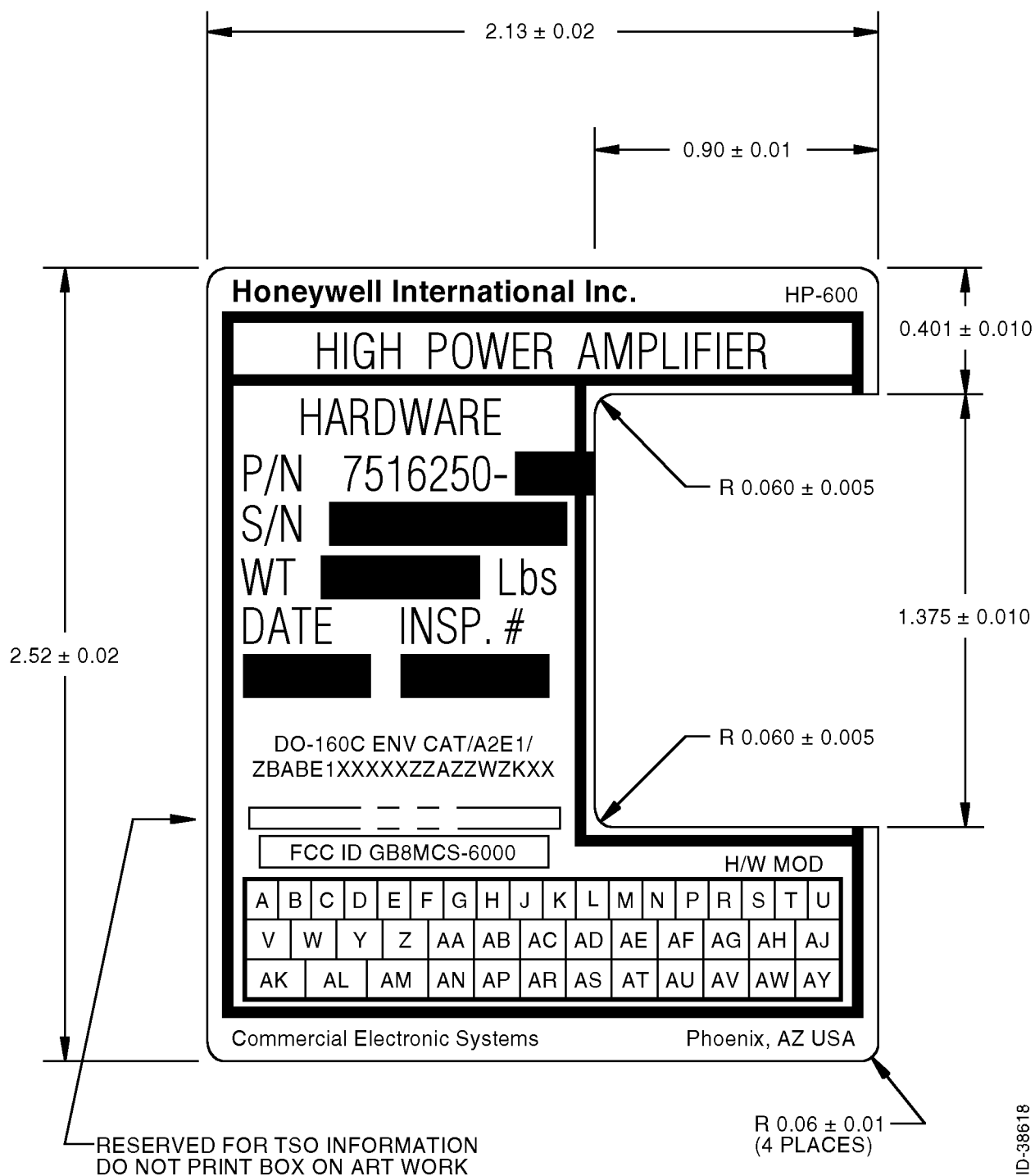


FIGURE 3
7021570-3

Honeywell

SEE FIRST SHEET FOR
CONTRACT NUMBER. USE OR
DISCLOSURE OF INFORMATION ON
THIS SHEET IS SUBJECT TO THE
RESTRICTIONS ON THE FIRST
SHEET OF THIS DOCUMENT.

SIZE

A

CAGE CODE

55939

DRAWING NO.

7021570

REV

BC

SCALE

NONE

UNIT WT

SHEET

5

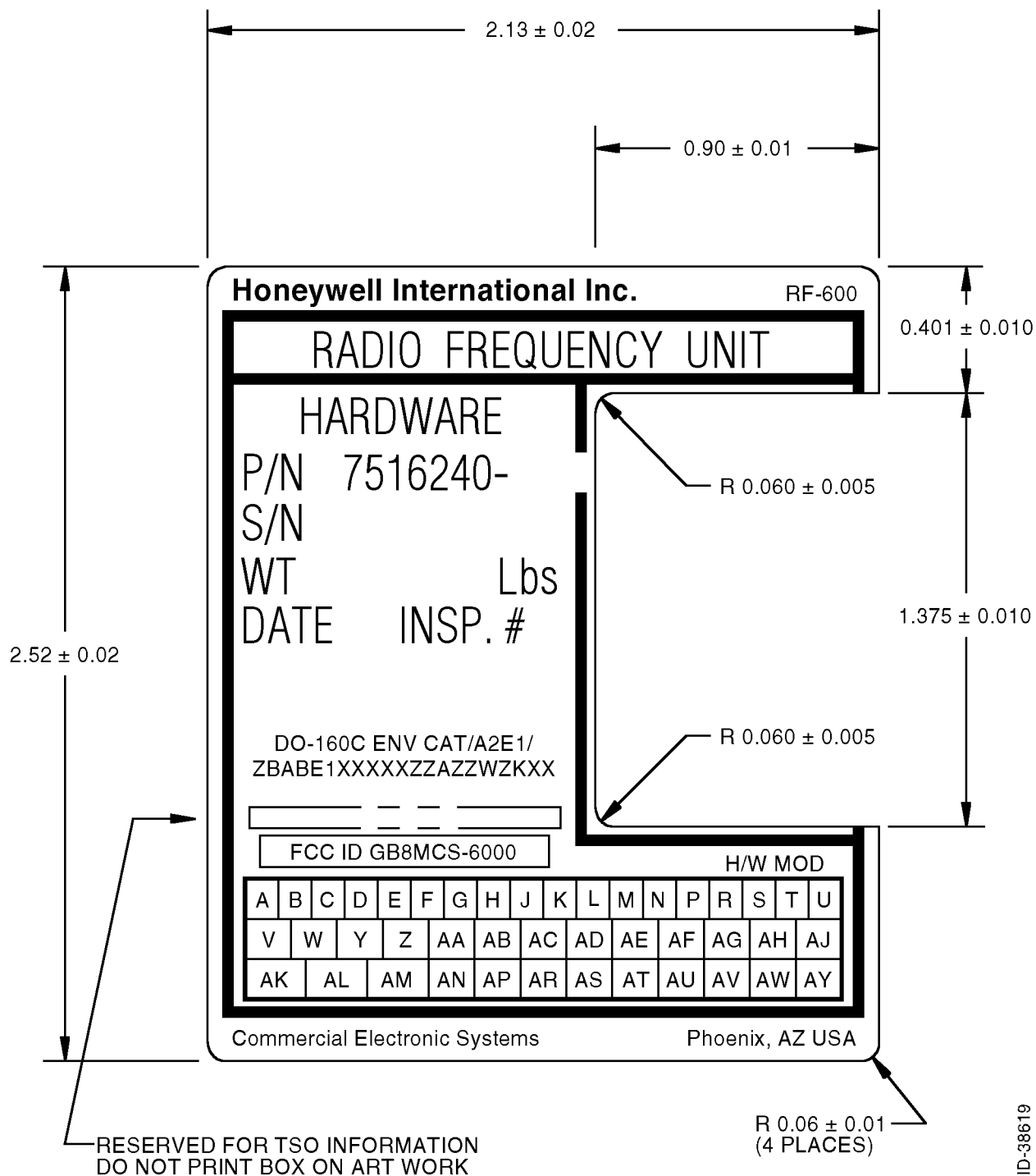


FIGURE 4
7021570-4

Honeywell

SEE FIRST SHEET FOR
CONTRACT NUMBER. USE OR
DISCLOSURE OF INFORMATION ON
THIS SHEET IS SUBJECT TO THE
RESTRICTIONS ON THE FIRST
SHEET OF THIS DOCUMENT.

SIZE

A

CAGE CODE

55939

DRAWING NO.

7021570

REV

BC

SCALE

NONE

UNIT WT

SHEET

6

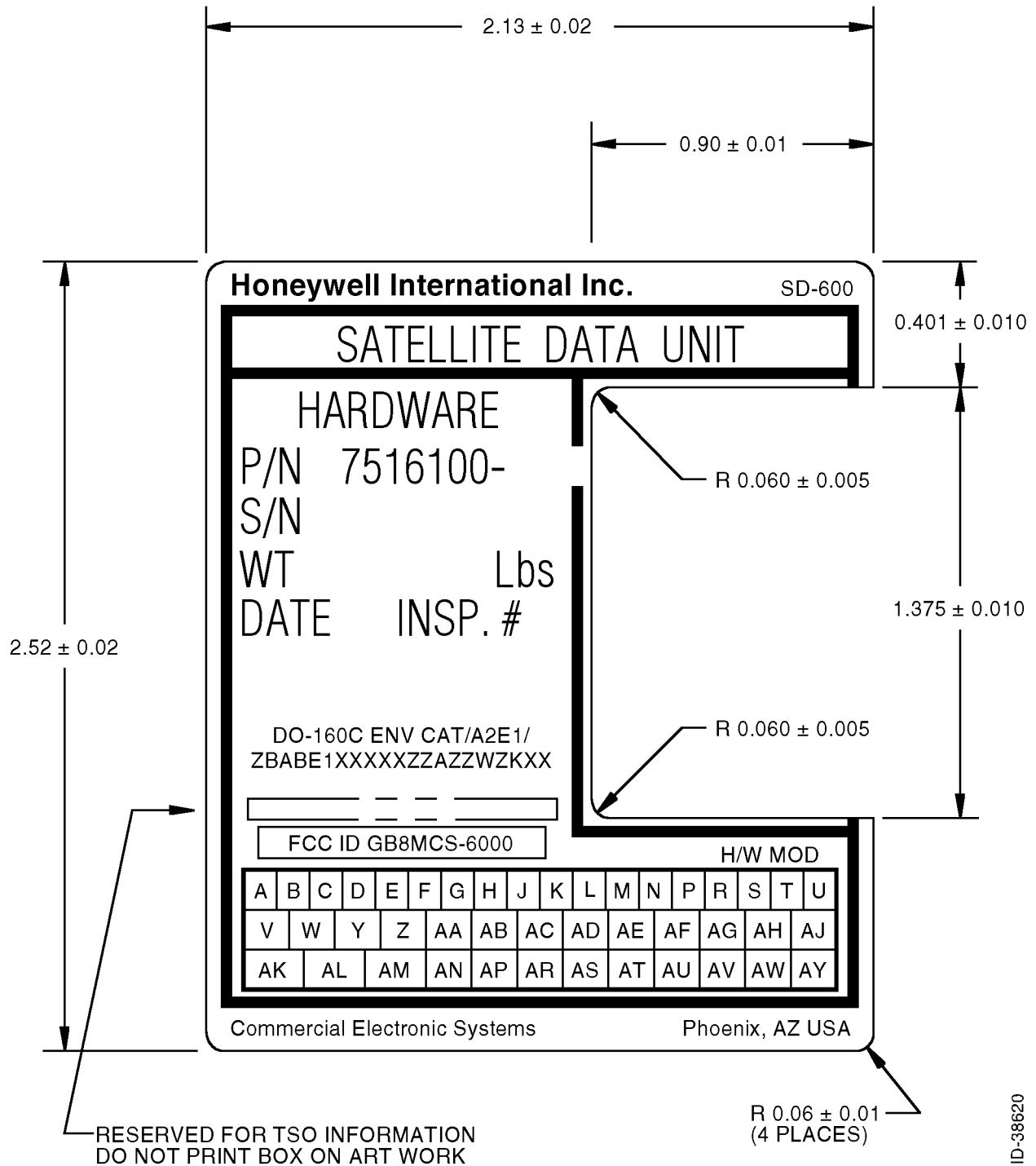
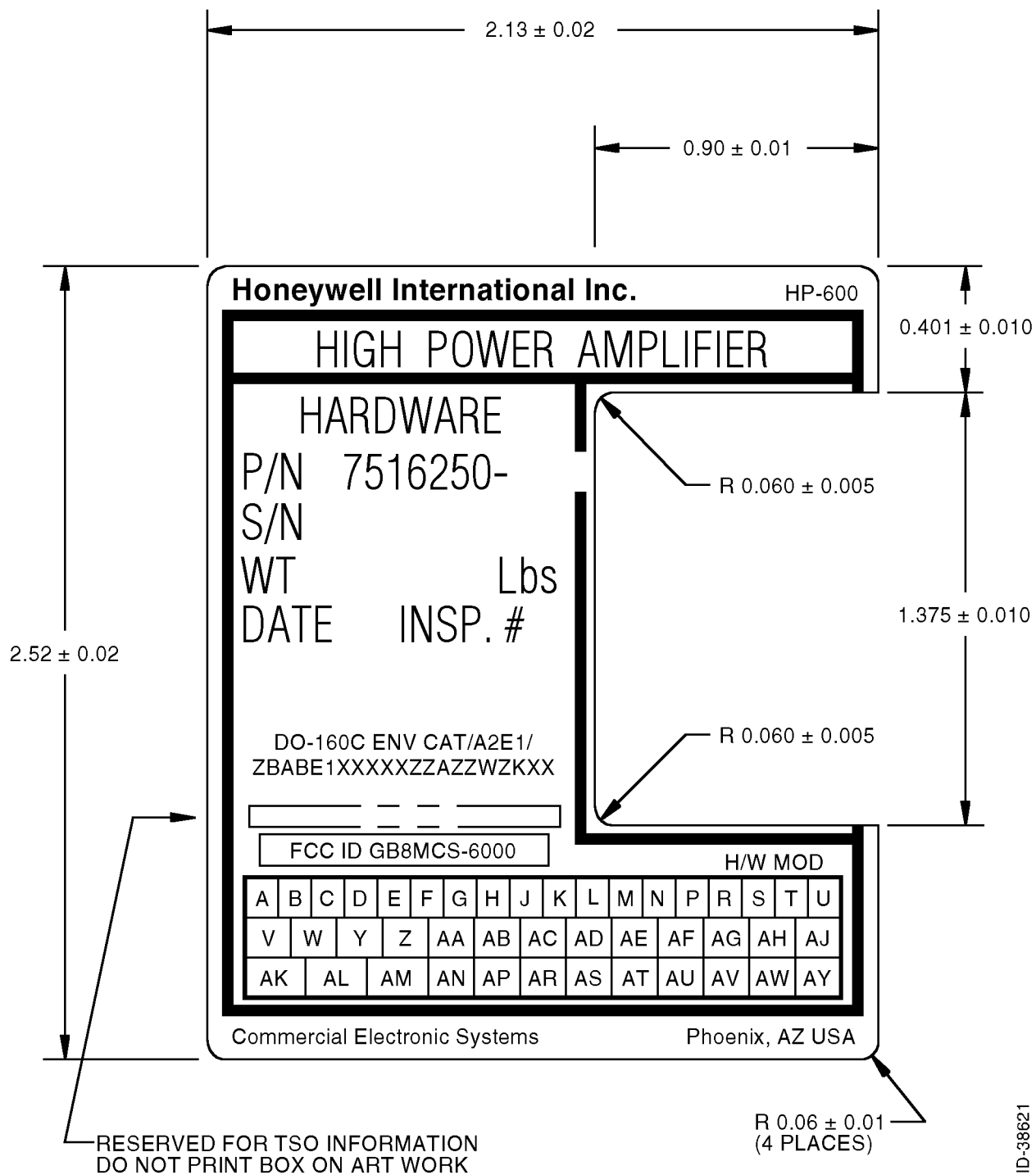


FIGURE 5
7021570-5



ID-38621

FIGURE 6
7021570-6

Honeywell

SEE FIRST SHEET FOR
CONTRACT NUMBER. USE OR
DISCLOSURE OF INFORMATION ON
THIS SHEET IS SUBJECT TO THE
RESTRICTIONS ON THE FIRST
SHEET OF THIS DOCUMENT.

SIZE

A

CAGE CODE

55939

DRAWING NO.

7021570

REV

BC

SCALE

NONE

UNIT WT

SHEET

8

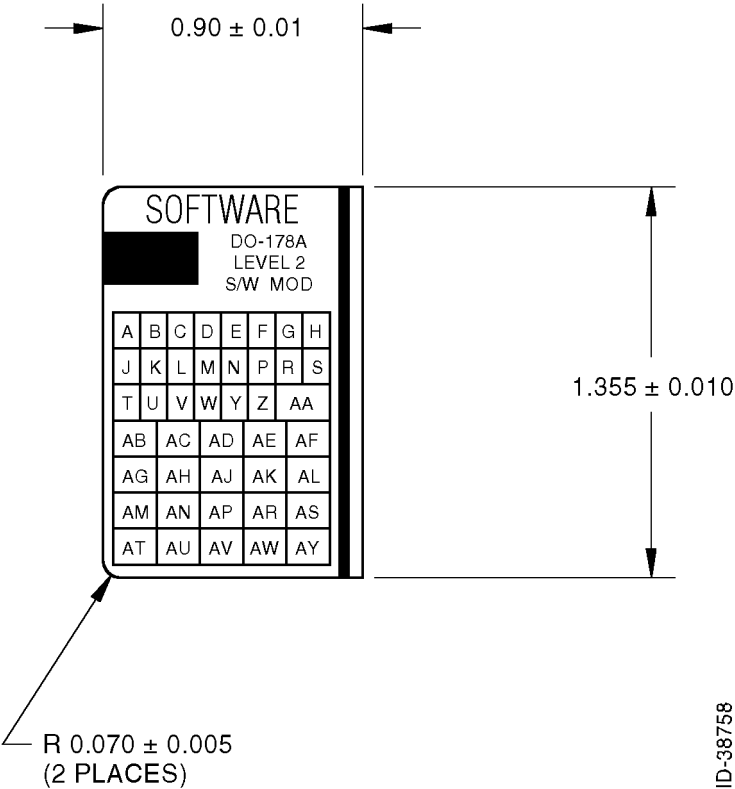


FIGURE 7
7021570-7

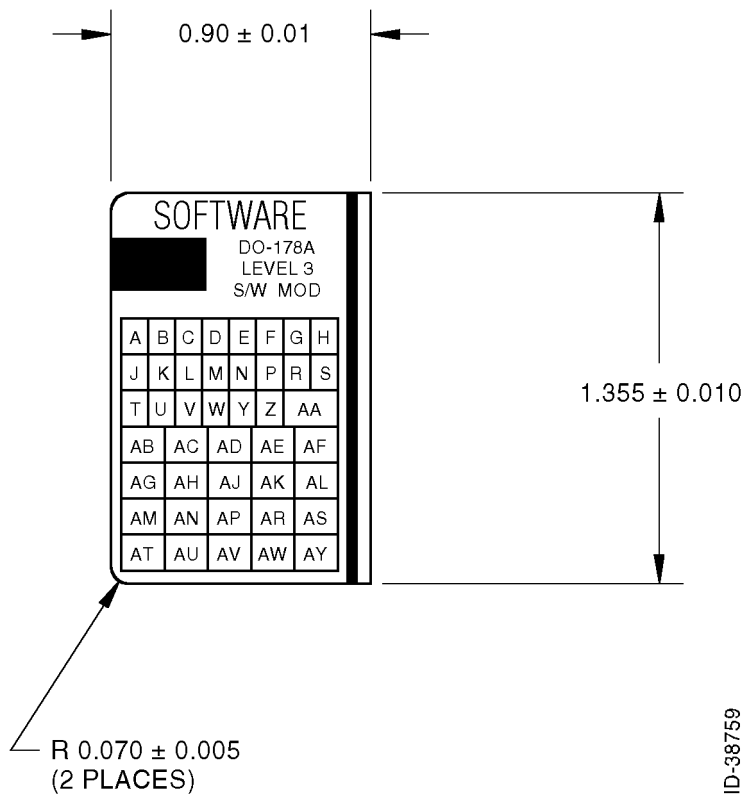


FIGURE 8
7021570-8

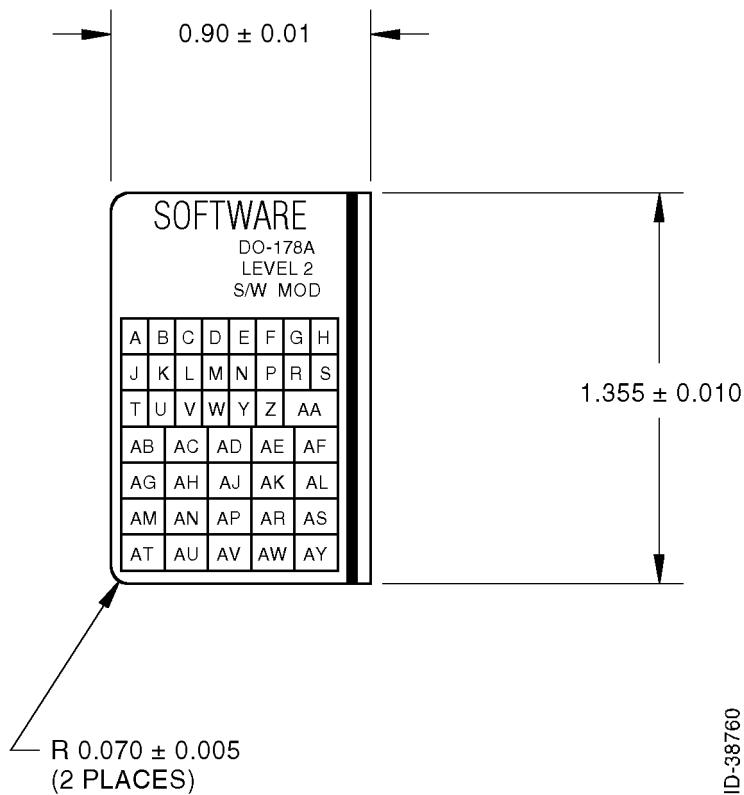


FIGURE 9
7021570-9

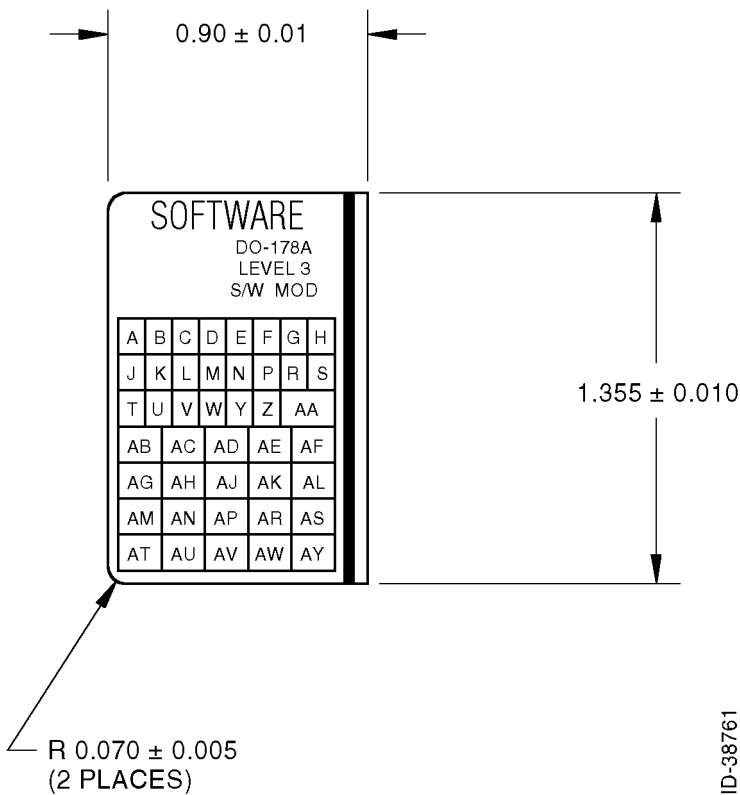


FIGURE 10
7021570-10

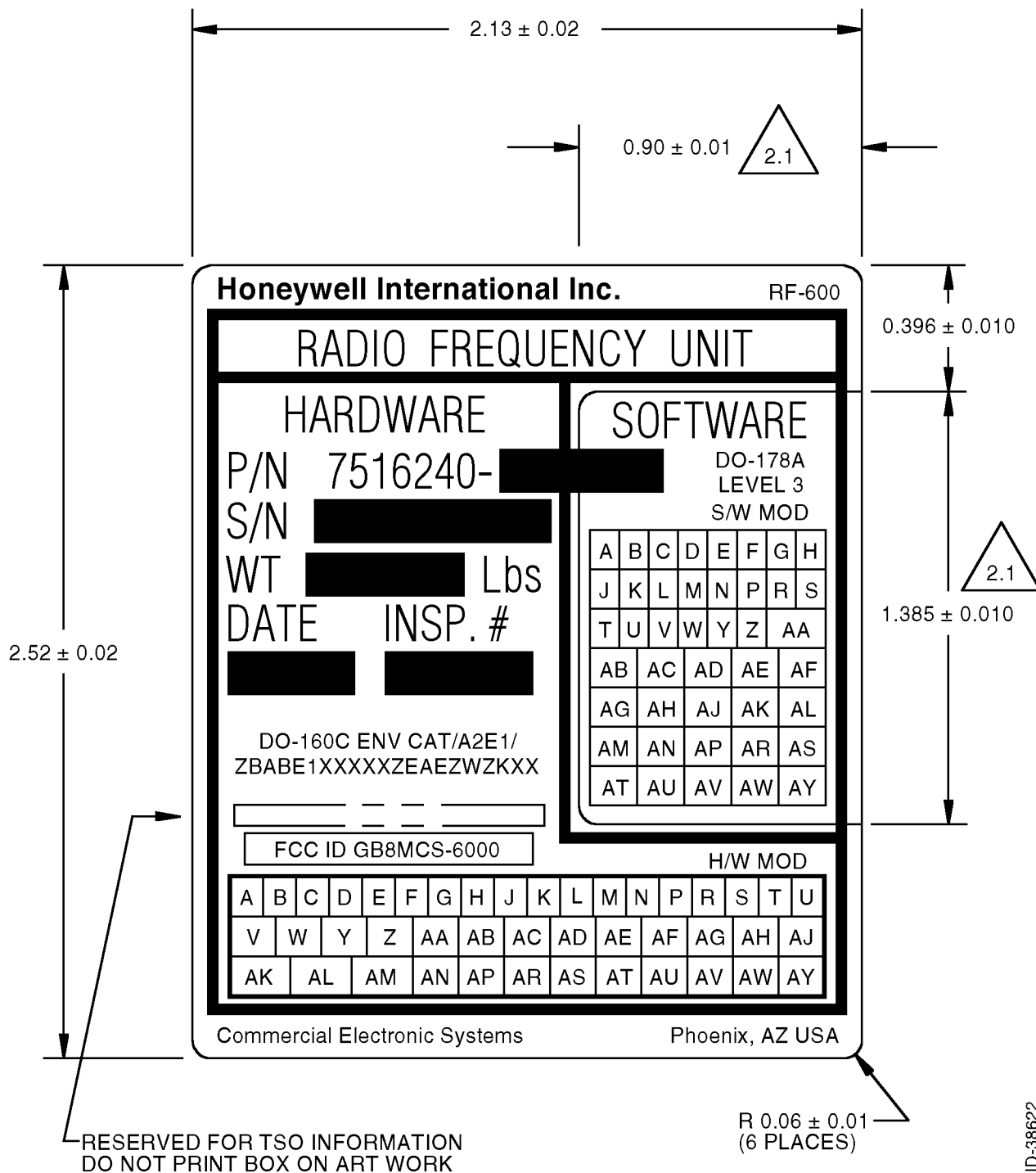


FIGURE 11
7021570-11

Honeywell

SEE FIRST SHEET FOR
CONTRACT NUMBER. USE OR
DISCLOSURE OF INFORMATION ON
THIS SHEET IS SUBJECT TO THE
RESTRICTIONS ON THE FIRST
SHEET OF THIS DOCUMENT.

SIZE

A

CAGE CODE

55939

DRAWING NO.

7021570

REV

BC

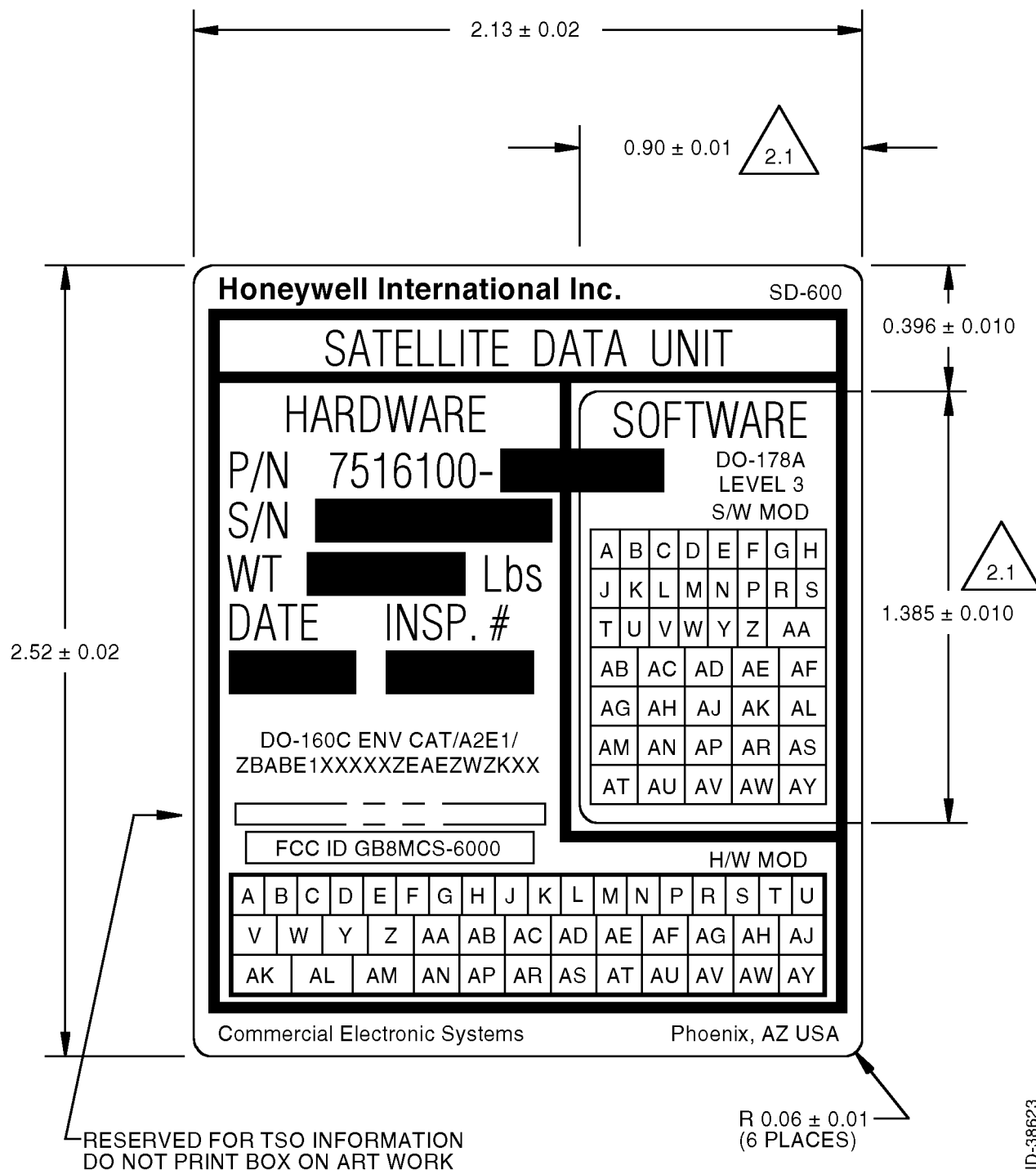
SCALE

NONE

UNIT WT

SHEET

13



ID-38623

FIGURE 12
7021570-12

Honeywell

SEE FIRST SHEET FOR
CONTRACT NUMBER. USE OR
DISCLOSURE OF INFORMATION ON
THIS SHEET IS SUBJECT TO THE
RESTRICTIONS ON THE FIRST
SHEET OF THIS DOCUMENT.

SIZE

A

CAGE CODE

55939

DRAWING NO.

7021570

REV

BC

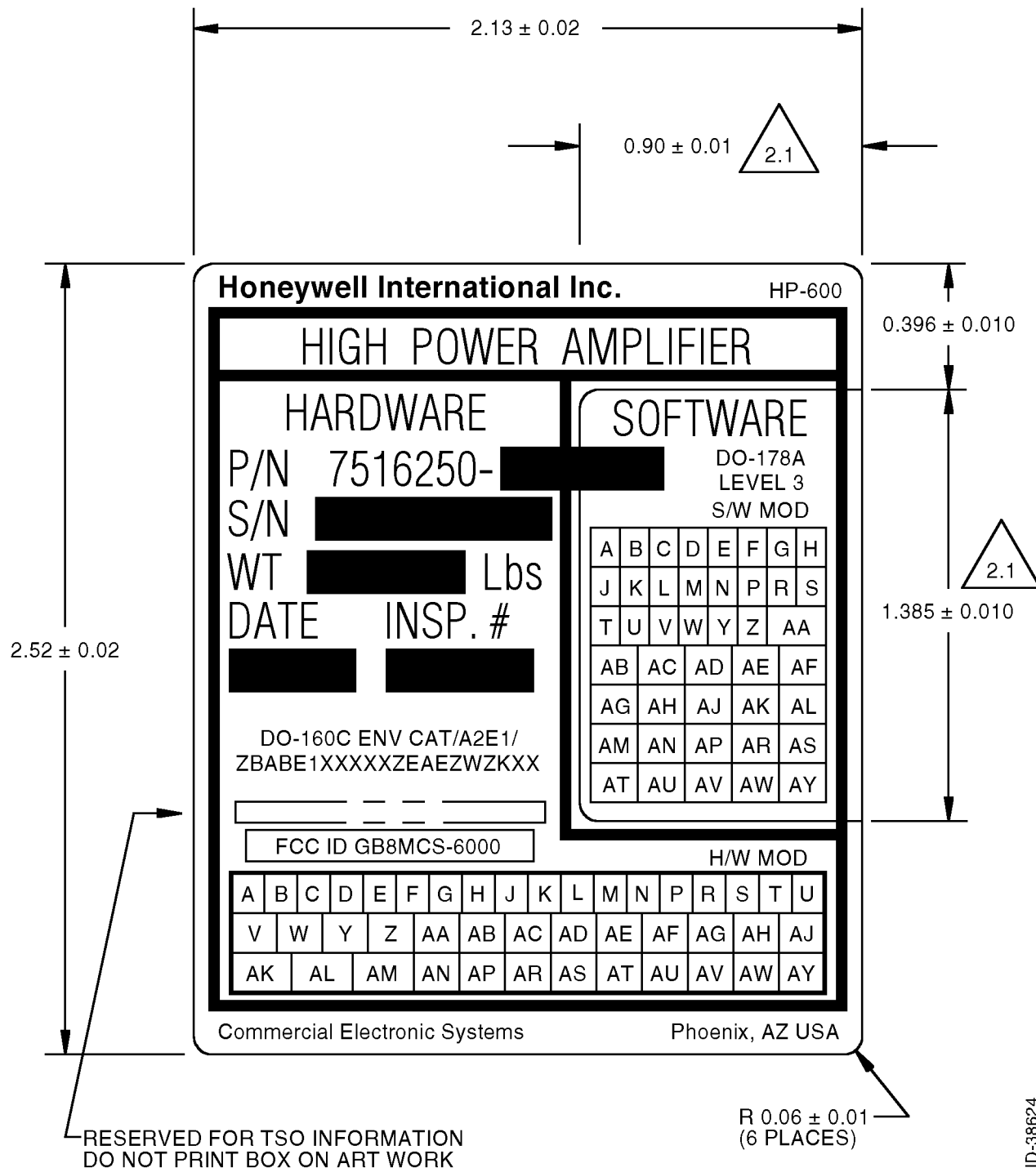
SCALE

NONE

UNIT WT

SHEET

14



ID-38624

FIGURE 13
7021570-13

Honeywell

SEE FIRST SHEET FOR
CONTRACT NUMBER. USE OR
DISCLOSURE OF INFORMATION ON
THIS SHEET IS SUBJECT TO THE
RESTRICTIONS ON THE FIRST
SHEET OF THIS DOCUMENT.

SIZE

A

CAGE CODE

55939

DRAWING NO.

7021570

REV

BC

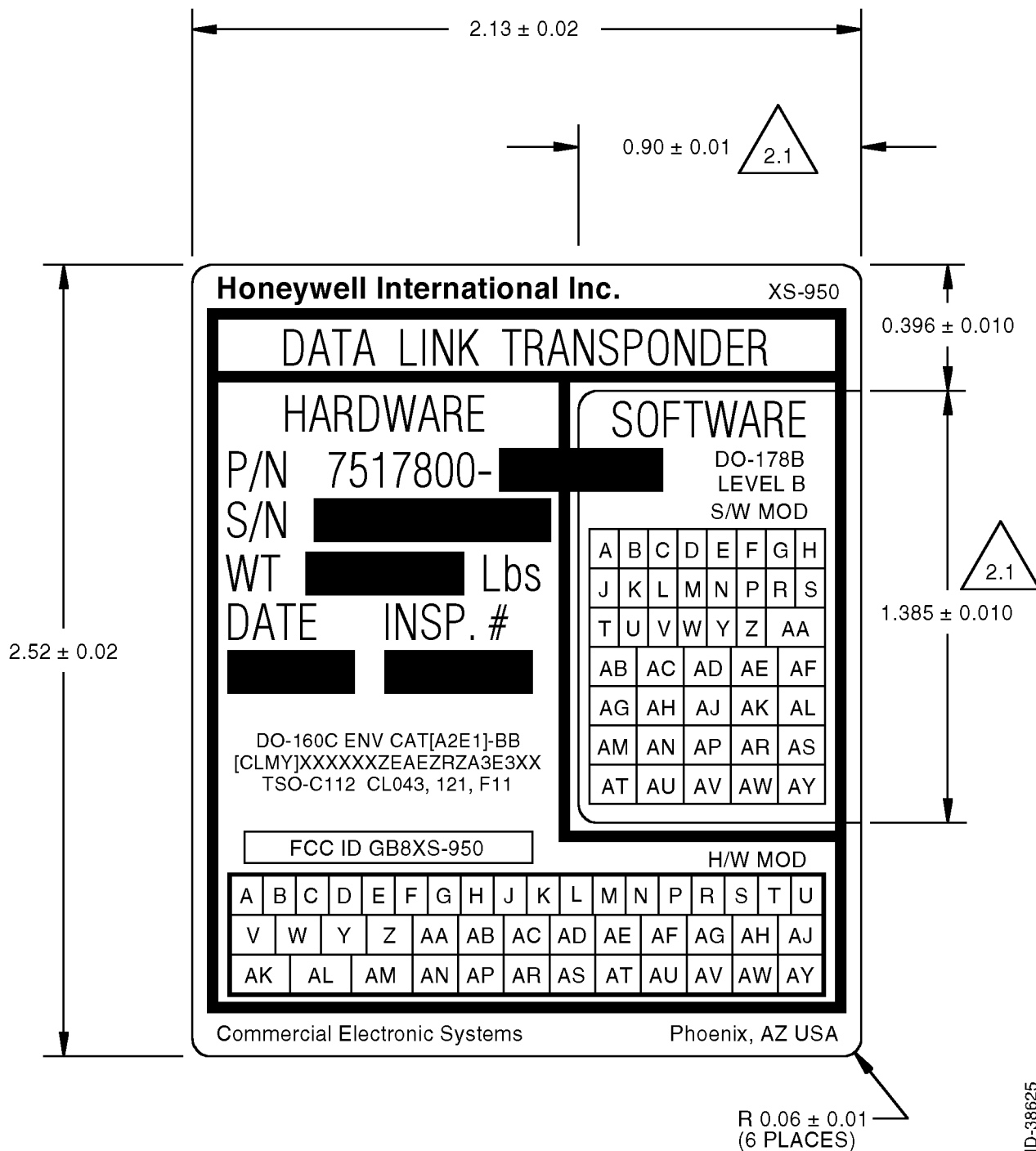
SCALE

NONE

UNIT WT

SHEET

15



ID-38625

FIGURE 14
7021570-14

Honeywell

SEE FIRST SHEET FOR
CONTRACT NUMBER. USE OR
DISCLOSURE OF INFORMATION ON
THIS SHEET IS SUBJECT TO THE
RESTRICTIONS ON THE FIRST
SHEET OF THIS DOCUMENT.

SIZE

A

CAGE CODE

55939

DRAWING NO.

7021570

REV

BC

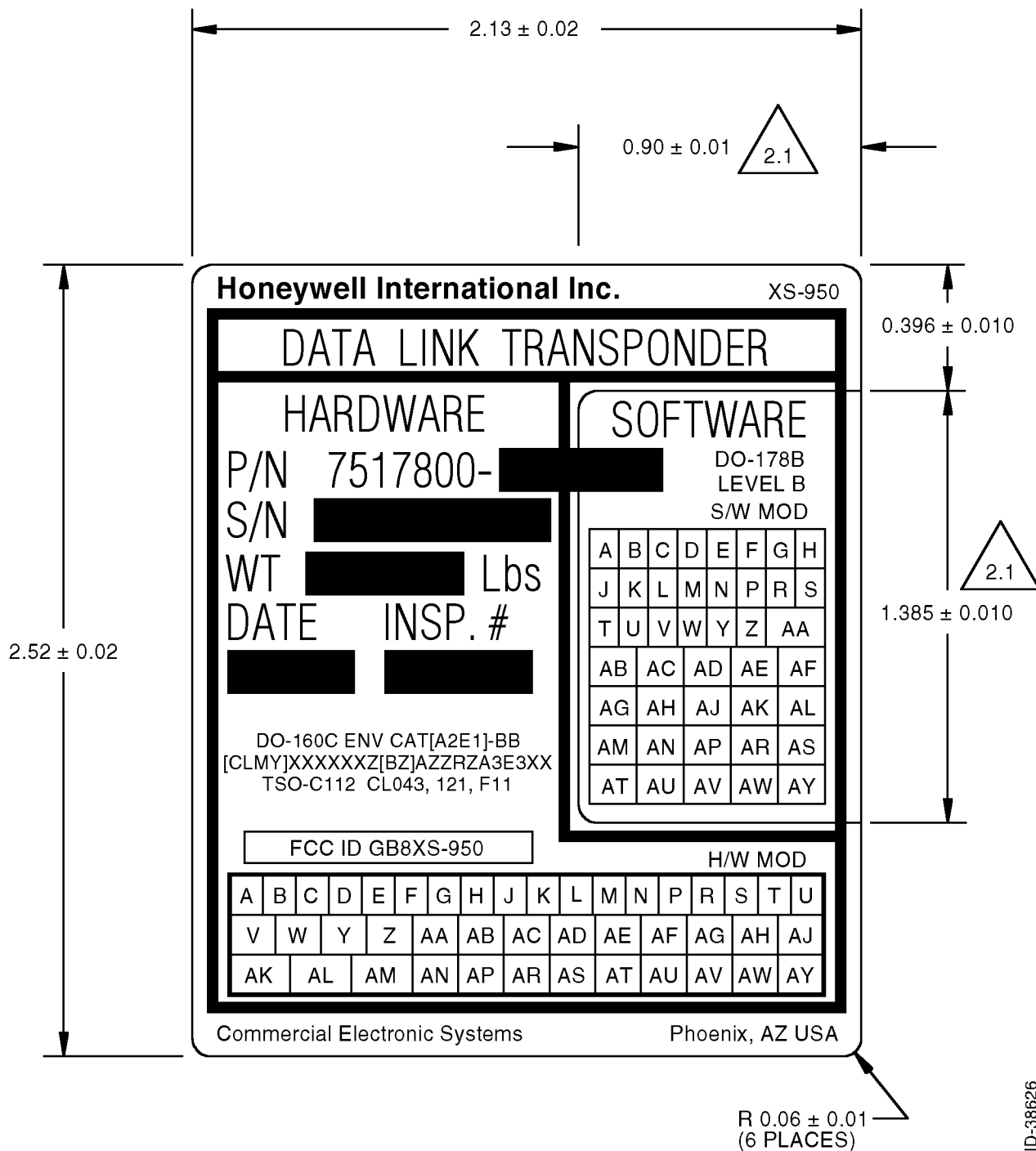
SCALE

NONE

UNIT WT

SHEET

16



ID-38626

FIGURE 15
7021570-15

Honeywell

SEE FIRST SHEET FOR
CONTRACT NUMBER. USE OR
DISCLOSURE OF INFORMATION ON
THIS SHEET IS SUBJECT TO THE
RESTRICTIONS ON THE FIRST
SHEET OF THIS DOCUMENT.

SIZE

A

CAGE CODE

55939

DRAWING NO.

7021570

REV

BC

SCALE 2/1

UNIT WT

SHEET

17

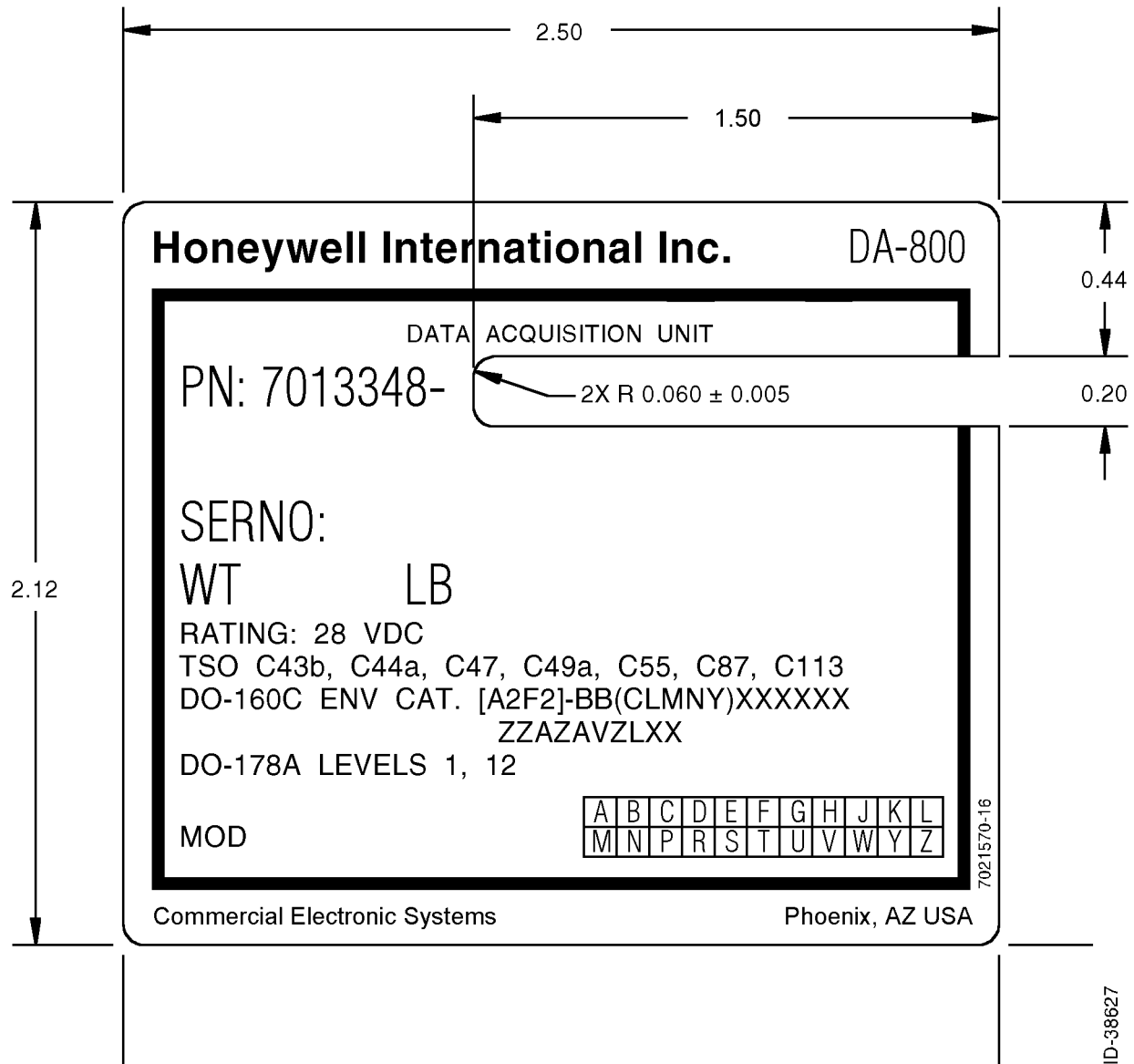


FIGURE 16
7021570-16

Honeywell

SEE FIRST SHEET FOR
CONTRACT NUMBER. USE OR
DISCLOSURE OF INFORMATION ON
THIS SHEET IS SUBJECT TO THE
RESTRICTIONS ON THE FIRST
SHEET OF THIS DOCUMENT.

SIZE

A

CAGE CODE

55939

DRAWING NO.

7021570

REV

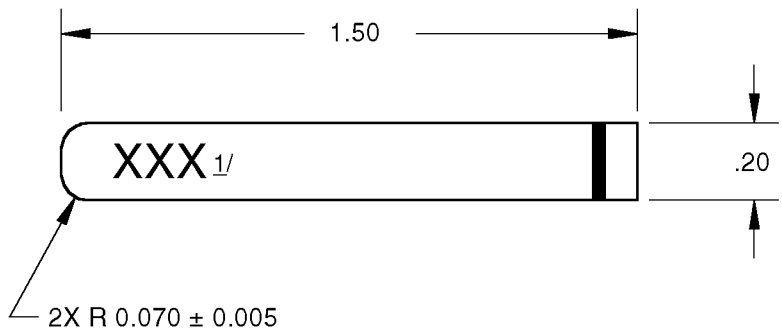
BC

SCALE 2/1

UNIT WT

SHEET

18



NOTE:
^{1/} See table 2 for character information.

ID-38762

FIGURE 17
7021570-17

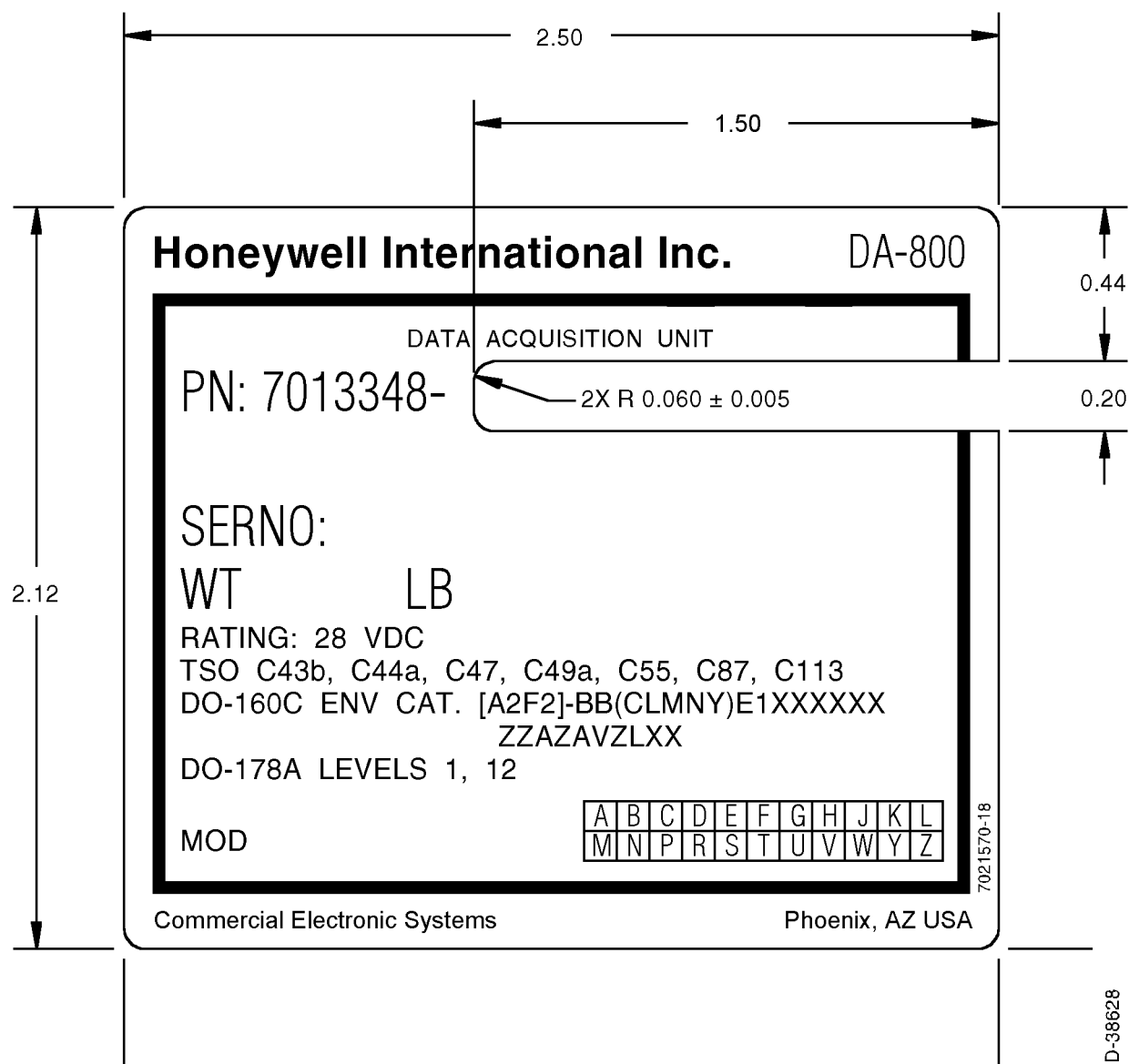


FIGURE 18
7021570-18

Honeywell

SEE FIRST SHEET FOR
CONTRACT NUMBER. USE OR
DISCLOSURE OF INFORMATION ON
THIS SHEET IS SUBJECT TO THE
RESTRICTIONS ON THE FIRST
SHEET OF THIS DOCUMENT.

SIZE

A

CAGE CODE

55939

DRAWING NO.

7021570

REV

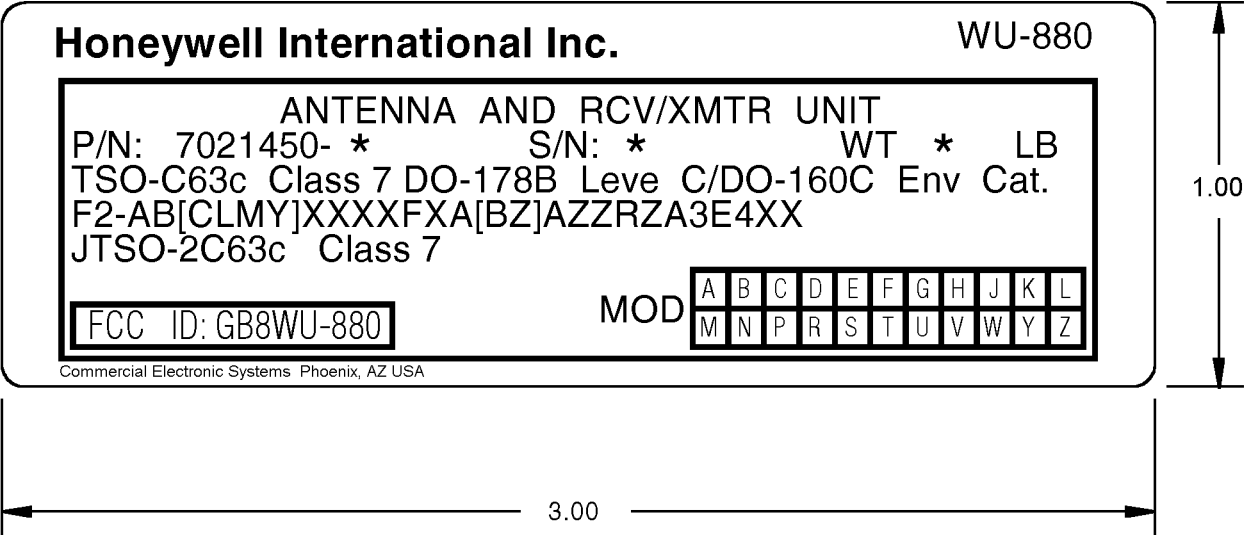
BC

SCALE **2/1**

UNIT WT

SHEET

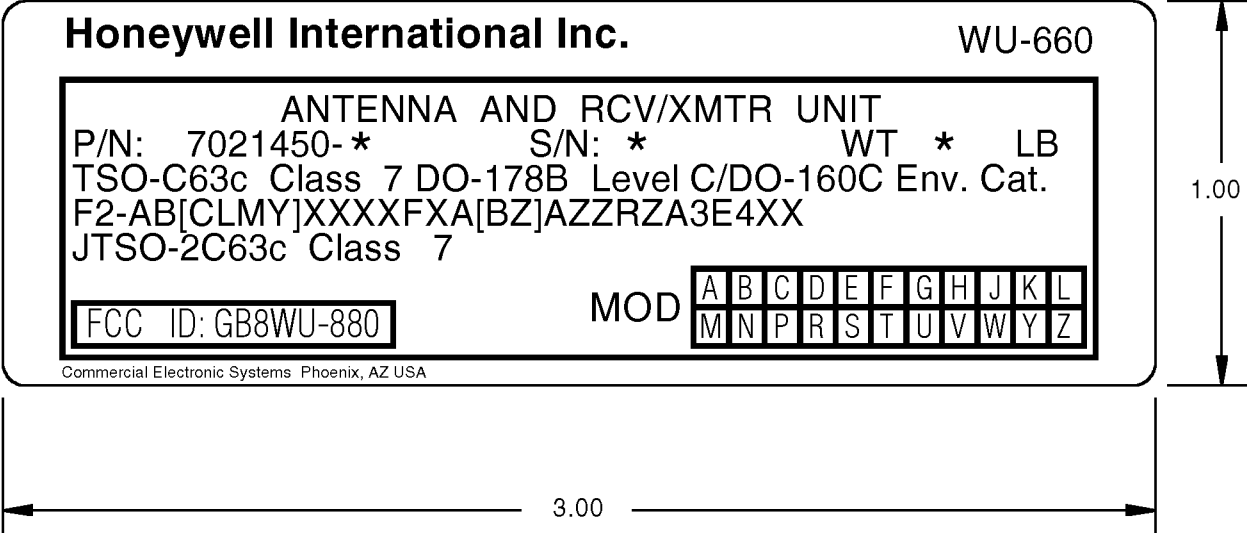
20



"" INDICATES INFORMATION WHICH IS VARIABLE AND IS DETERMINED AS PART OF THE FINAL ASSEMBLY PROCESS.

ID-38629

FIGURE 19
7021570-19

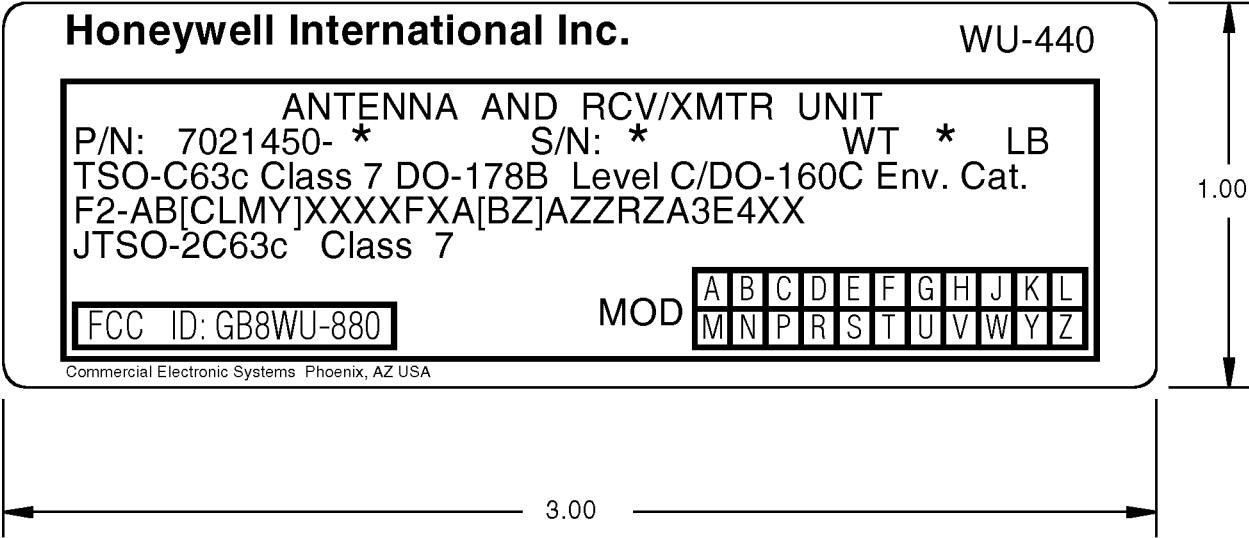


"" INDICATES INFORMATION WHICH IS VARIABLE AND IS DETERMINED AS PART OF THE FINAL ASSEMBLY PROCESS.

ID-38630

FIGURE 20
7021570-102

Honeywell	SEE FIRST SHEET FOR CONTRACT NUMBER. USE OR DISCLOSURE OF INFORMATION ON THIS SHEET IS SUBJECT TO THE RESTRICTIONS ON THE FIRST SHEET OF THIS DOCUMENT.	SIZE	CAGE CODE	DRAWING NO.		REV
		A	55939	7021570		BC
		SCALE	2/1	UNIT WT	SHEET	22

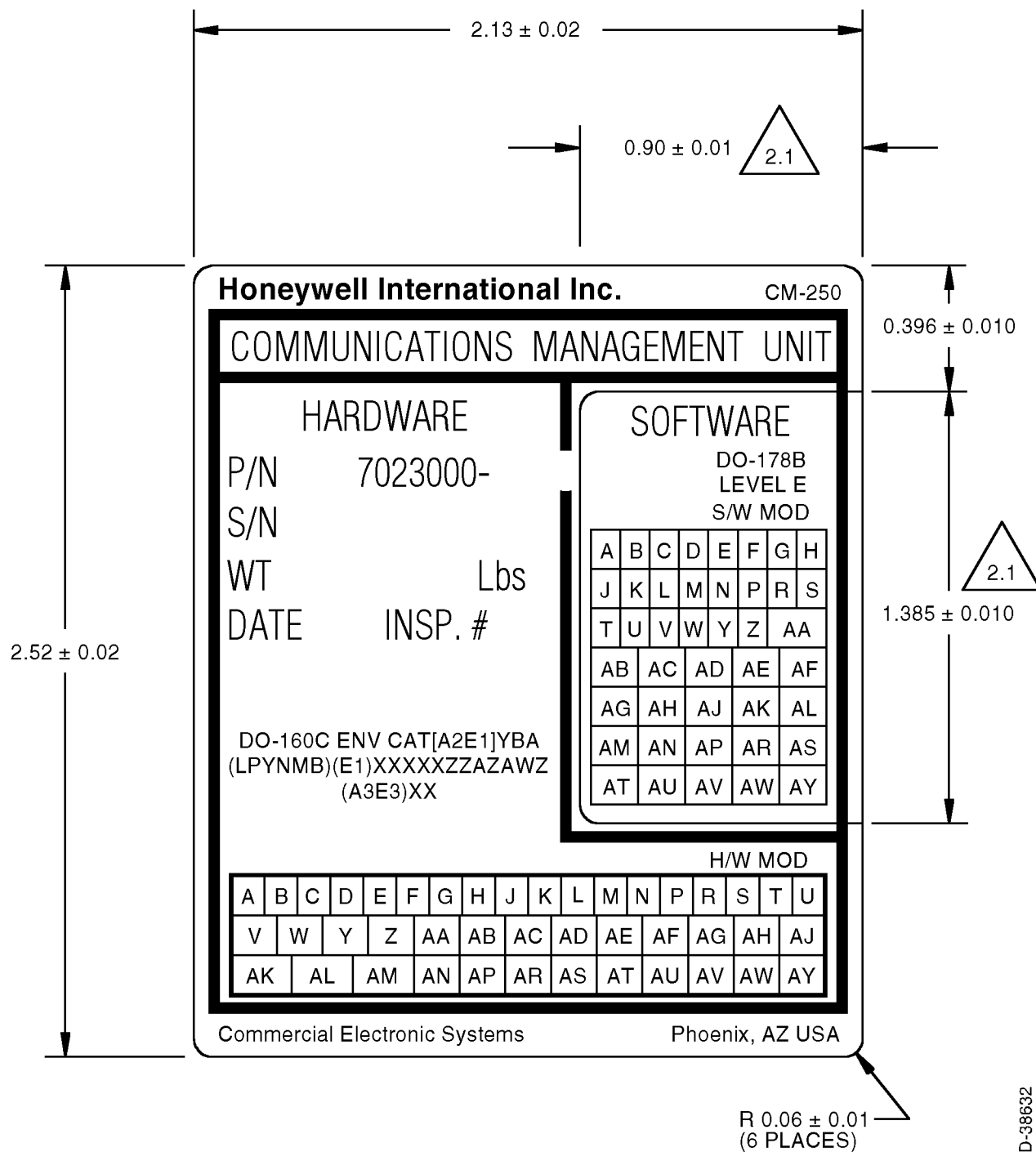


"" INDICATES INFORMATION WHICH IS VARIABLE AND IS DETERMINED AS PART OF THE FINAL ASSEMBLY PROCESS.

ID-38631

FIGURE 21
7021570-103

Honeywell	SEE FIRST SHEET FOR CONTRACT NUMBER. USE OR DISCLOSURE OF INFORMATION ON THIS SHEET IS SUBJECT TO THE RESTRICTIONS ON THE FIRST SHEET OF THIS DOCUMENT.	SIZE	CAGE CODE	DRAWING NO.		REV
		A	55939	7021570		BC
		SCALE	2/1	UNIT WT	SHEET	23



ID-38632

FIGURE 22
7021570-22

Honeywell

SEE FIRST SHEET FOR
CONTRACT NUMBER. USE OR
DISCLOSURE OF INFORMATION ON
THIS SHEET IS SUBJECT TO THE
RESTRICTIONS ON THE FIRST
SHEET OF THIS DOCUMENT.

SIZE

A

CAGE CODE

55939

DRAWING NO.

7021570

REV

BC

SCALE

NONE

UNIT WT

SHEET

24

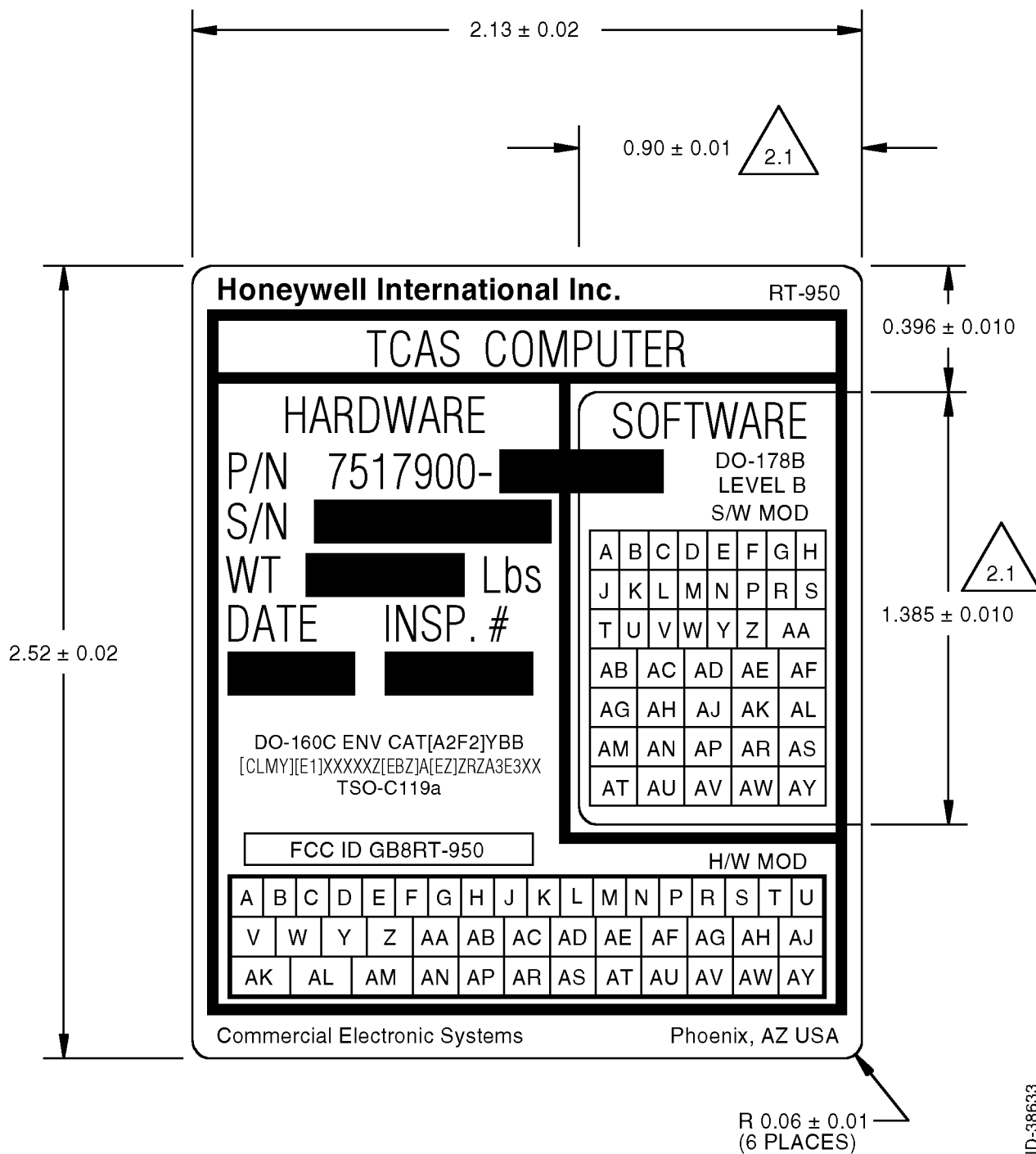


FIGURE 23
7021570-23

ID-38633

Honeywell

SEE FIRST SHEET FOR
CONTRACT NUMBER. USE OR
DISCLOSURE OF INFORMATION ON
THIS SHEET IS SUBJECT TO THE
RESTRICTIONS ON THE FIRST
SHEET OF THIS DOCUMENT.

SIZE

A

CAGE CODE

55939

DRAWING NO.

7021570

REV

BC

SCALE

NONE

UNIT WT

SHEET

25

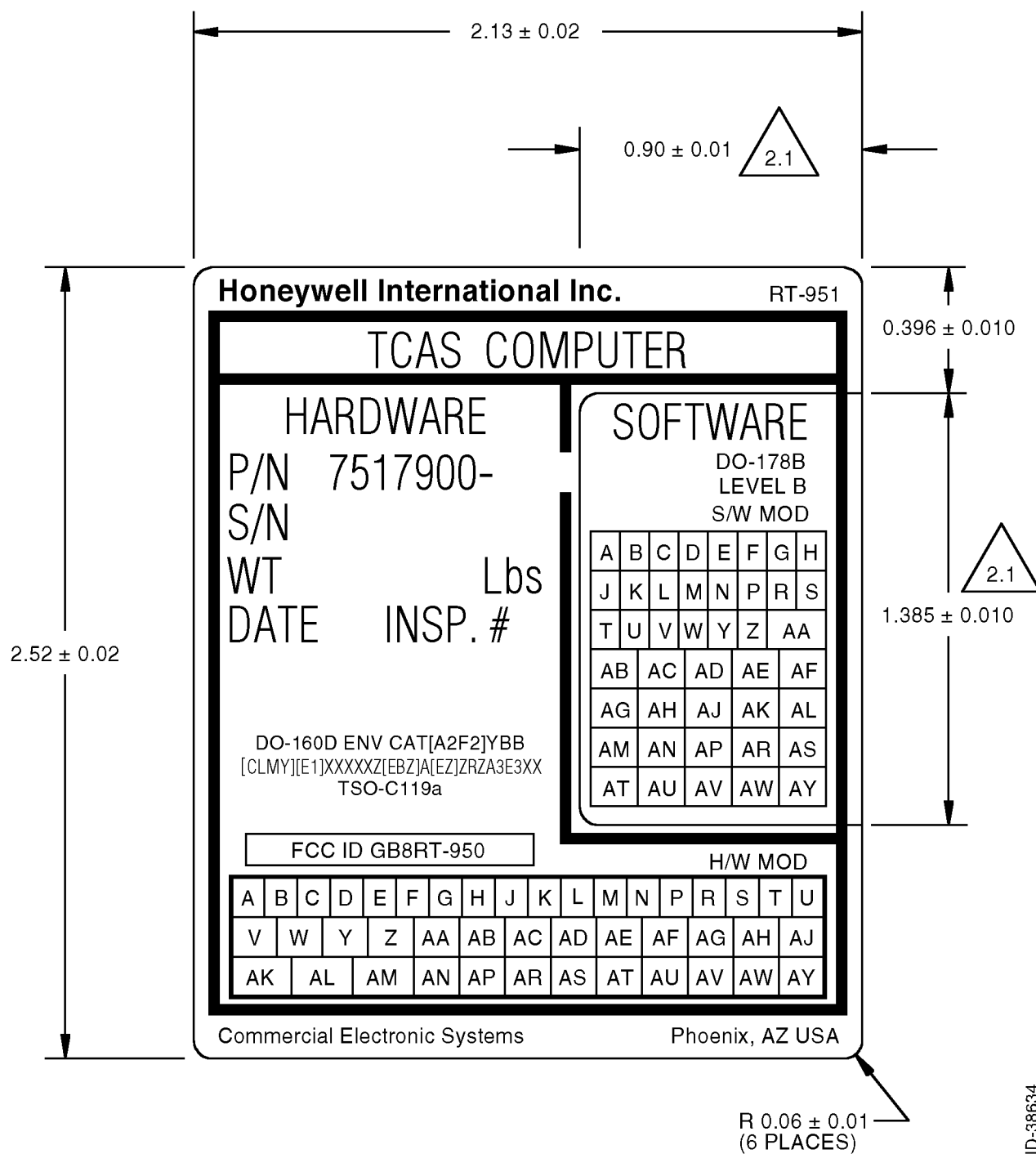


FIGURE 24
7021570-24

Honeywell

SEE FIRST SHEET FOR
CONTRACT NUMBER. USE OR
DISCLOSURE OF INFORMATION ON
THIS SHEET IS SUBJECT TO THE
RESTRICTIONS ON THE FIRST
SHEET OF THIS DOCUMENT.

SIZE

A

CAGE CODE

55939

DRAWING NO.

7021570

REV

BC

SCALE

NONE

UNIT WT

SHEET

26

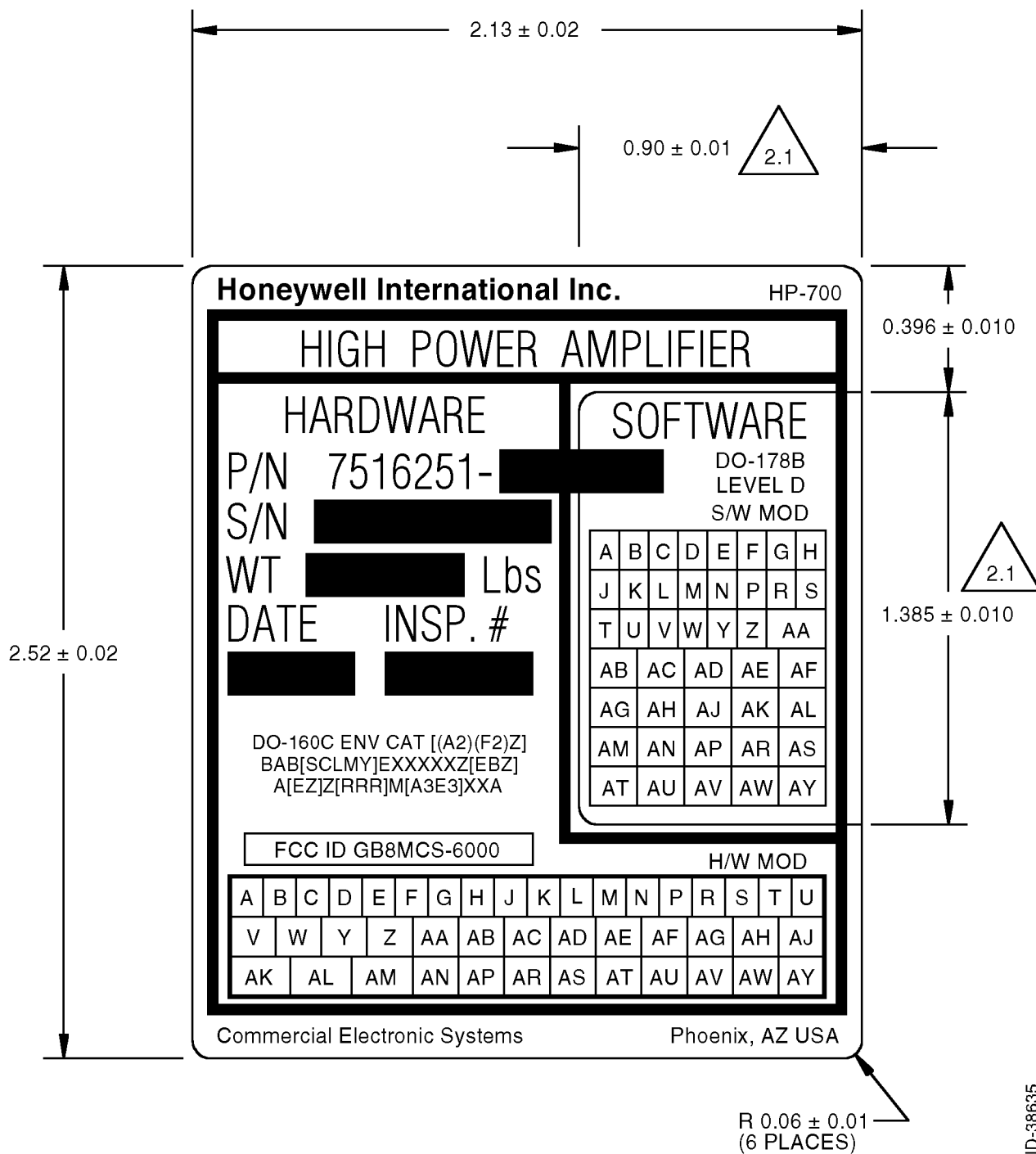


FIGURE 25
7021570-25

Honeywell

SEE FIRST SHEET FOR
CONTRACT NUMBER. USE OR
DISCLOSURE OF INFORMATION ON
THIS SHEET IS SUBJECT TO THE
RESTRICTIONS ON THE FIRST
SHEET OF THIS DOCUMENT.

SIZE

A

CAGE CODE

55939

DRAWING NO.

7021570

REV

BC

SCALE

NONE

UNIT WT

SHEET

27

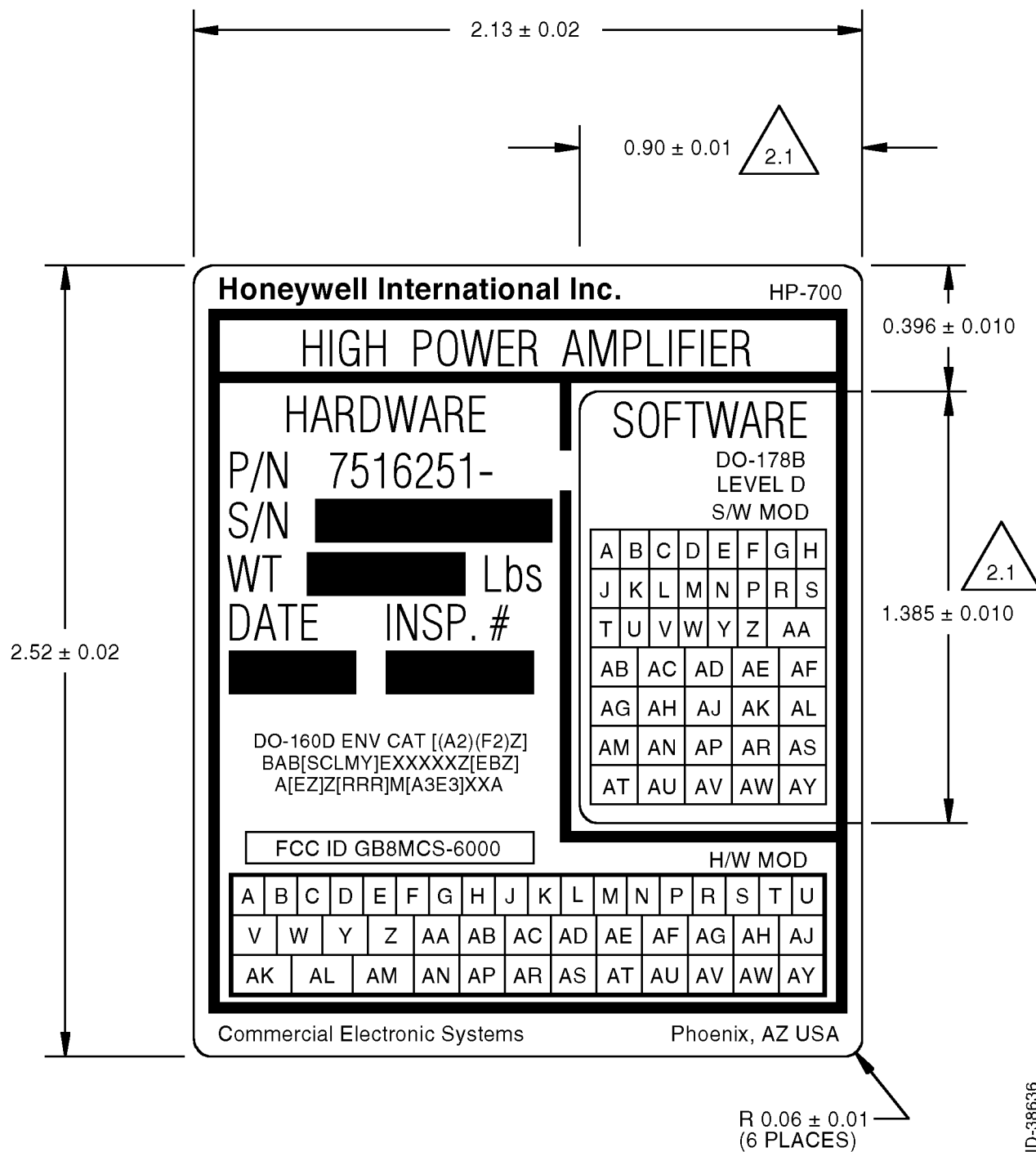


FIGURE 26
7021570-26

Honeywell

SEE FIRST SHEET FOR
CONTRACT NUMBER. USE OR
DISCLOSURE OF INFORMATION ON
THIS SHEET IS SUBJECT TO THE
RESTRICTIONS ON THE FIRST
SHEET OF THIS DOCUMENT.

SIZE

A

CAGE CODE

55939

DRAWING NO.

7021570

REV

BC

SCALE

NONE

UNIT WT

SHEET

28

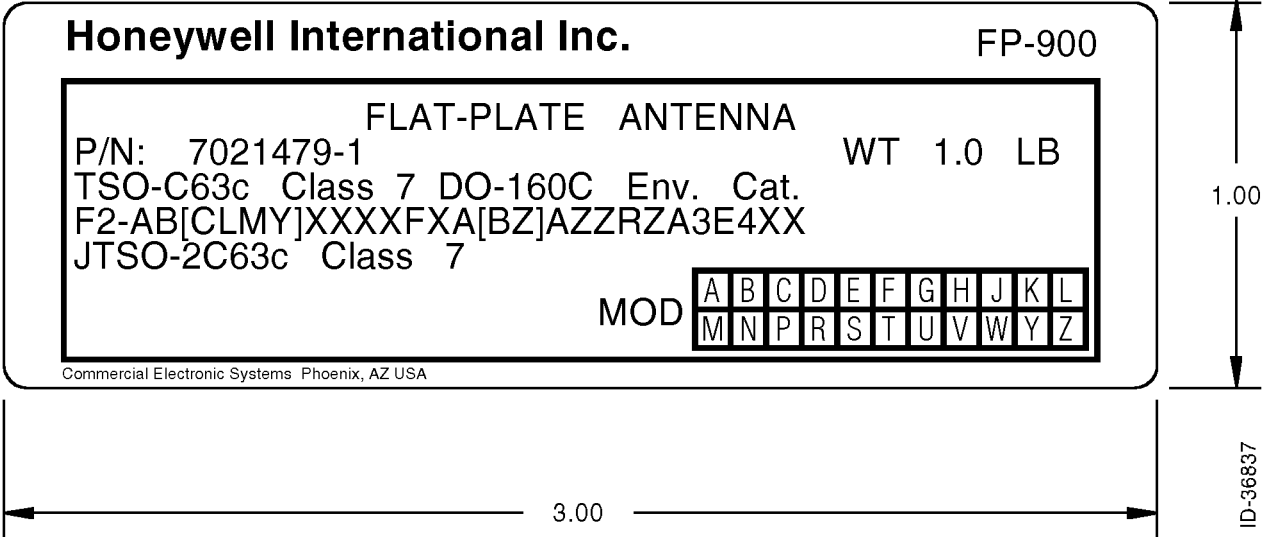


FIGURE 27
7021570-104

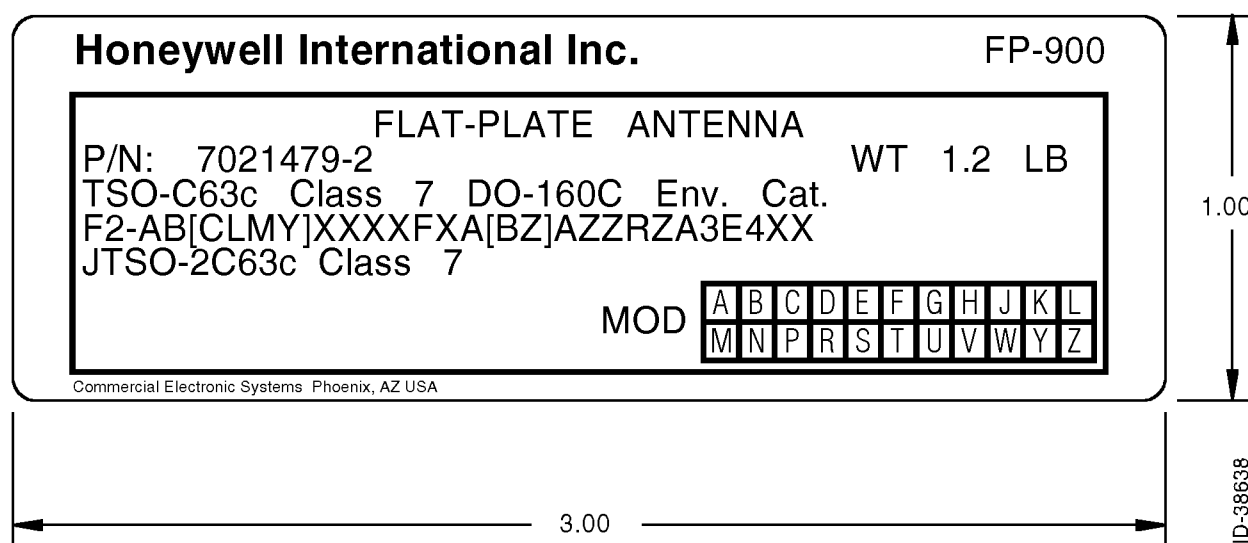


FIGURE 28
7021570-105

Honeywell	SEE FIRST SHEET FOR CONTRACT NUMBER. USE OR DISCLOSURE OF INFORMATION ON THIS SHEET IS SUBJECT TO THE RESTRICTIONS ON THE FIRST SHEET OF THIS DOCUMENT.	SIZE	CAGE CODE	DRAWING NO.		REV
		A	55939	7021570		BC
		SCALE	2/1	UNIT WT	SHEET	30

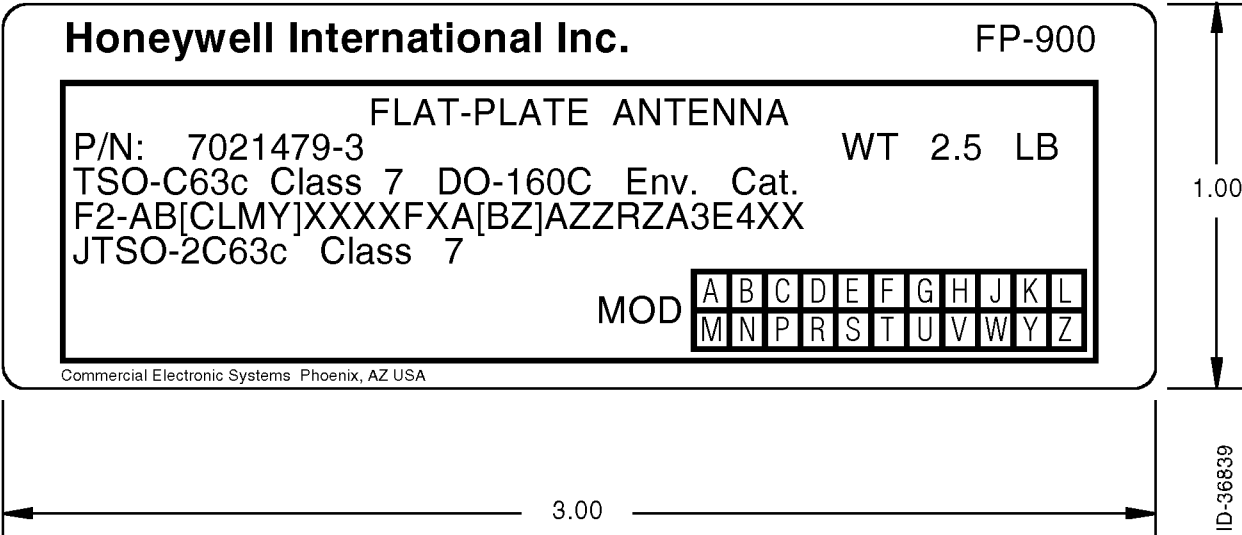


FIGURE 29
7021570-106

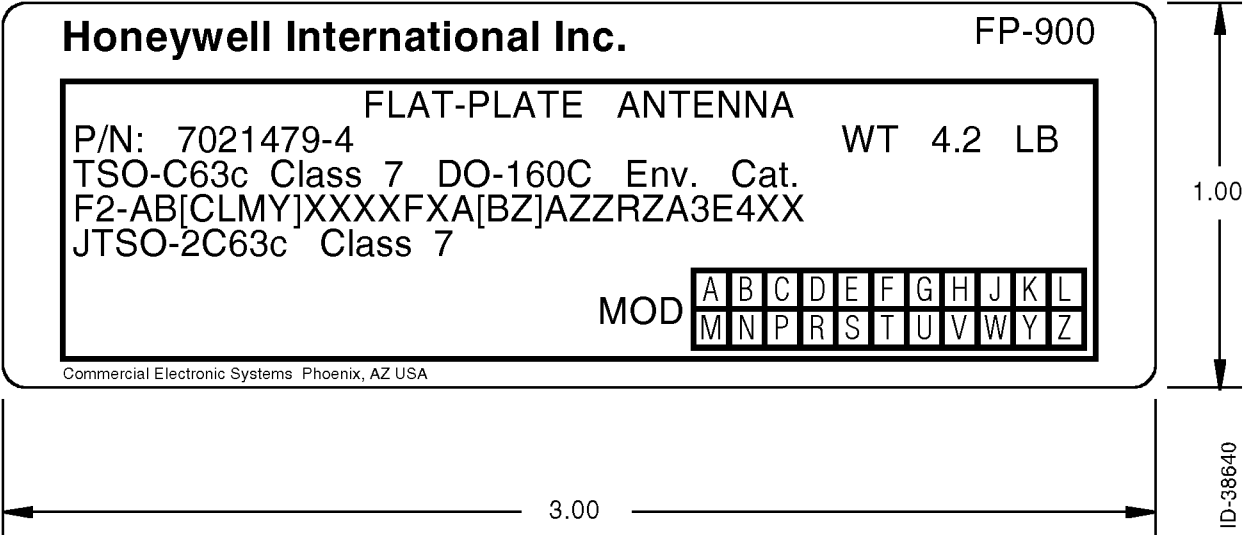
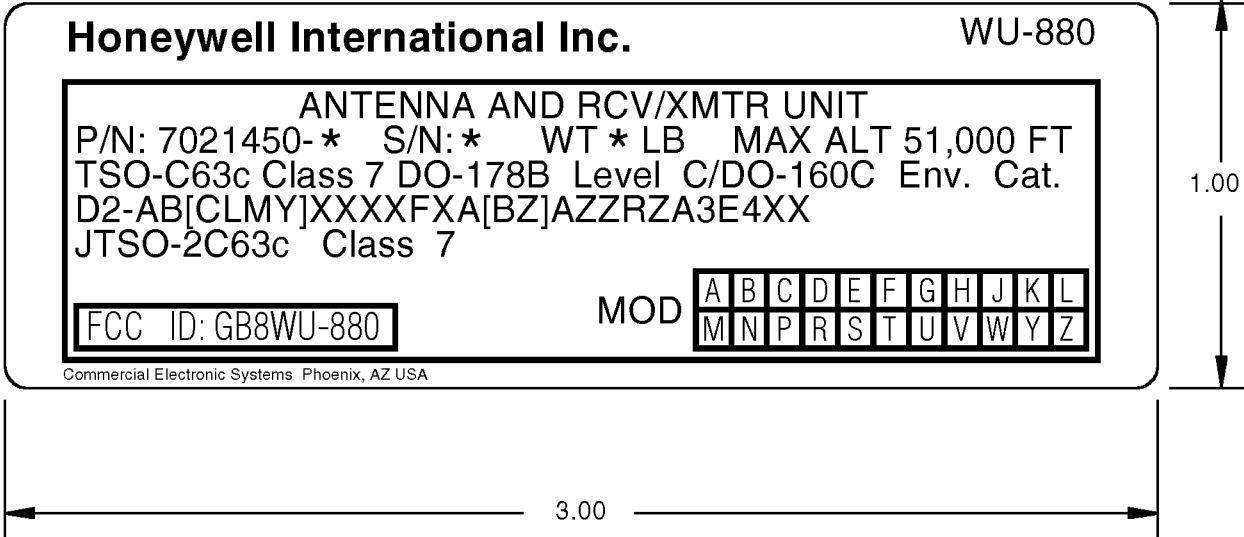


FIGURE 30
7021570-107

Honeywell	SEE FIRST SHEET FOR CONTRACT NUMBER. USE OR DISCLOSURE OF INFORMATION ON THIS SHEET IS SUBJECT TO THE RESTRICTIONS ON THE FIRST SHEET OF THIS DOCUMENT.	SIZE	CAGE CODE	DRAWING NO.	REV
		A	55939	7021570	BC
		SCALE	2/1	UNIT WT	SHEET
					32

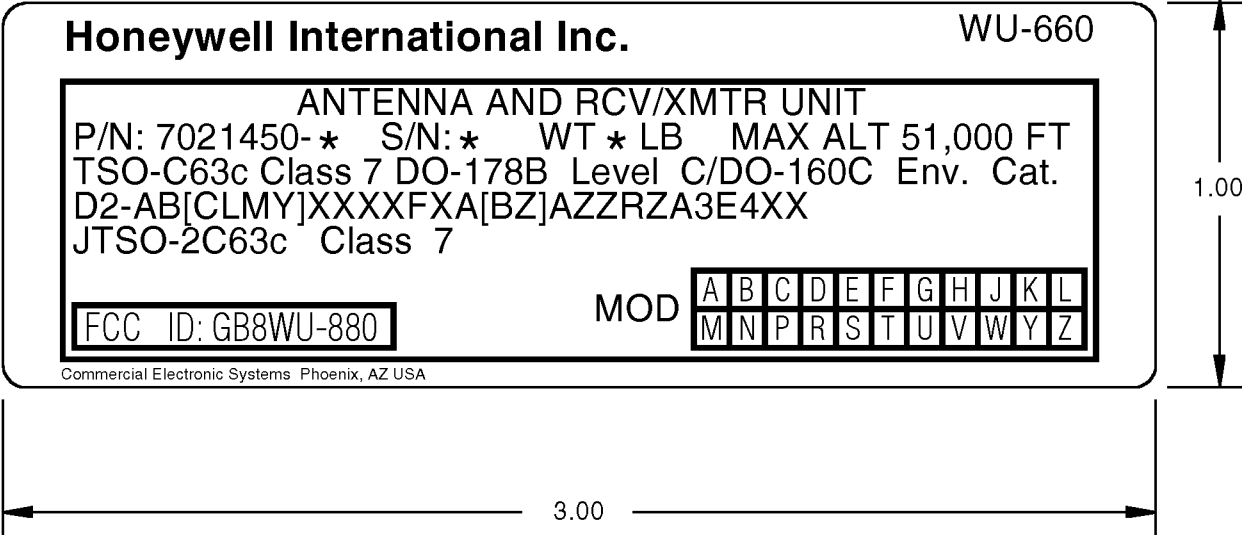


*** INDICATES INFORMATION WHICH IS VARIABLE AND IS DETERMINED AS PART OF THE FINAL ASSEMBLY PROCESS.

ID-38641

FIGURE 31
7021570-108

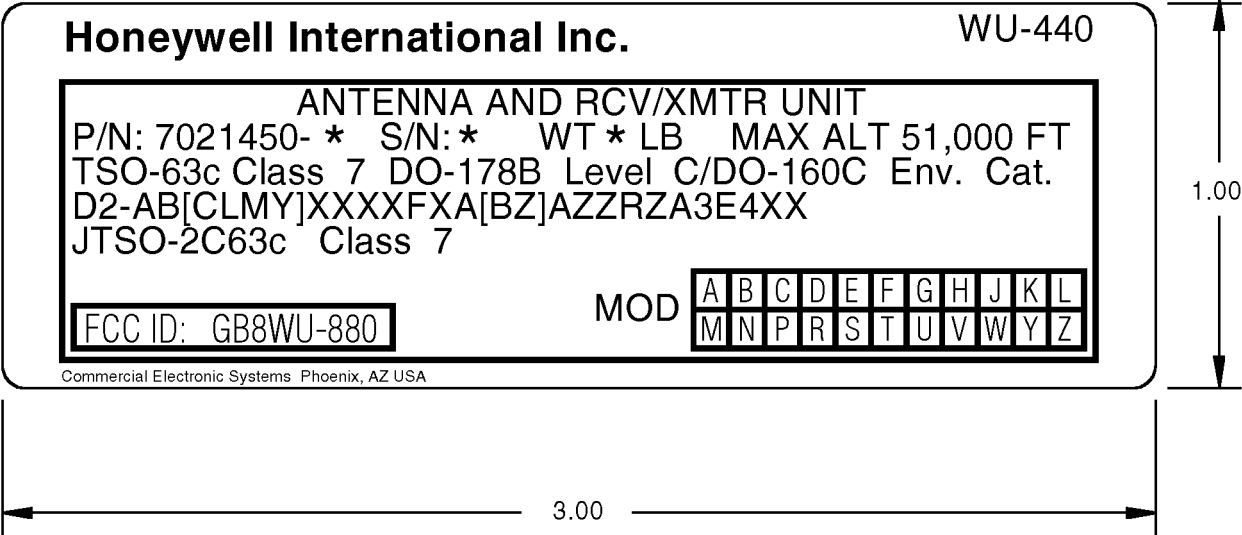
Honeywell	SEE FIRST SHEET FOR CONTRACT NUMBER. USE OR DISCLOSURE OF INFORMATION ON THIS SHEET IS SUBJECT TO THE RESTRICTIONS ON THE FIRST SHEET OF THIS DOCUMENT.	SIZE	CAGE CODE	DRAWING NO.	REV
		A	55939	7021570	BC
		SCALE	2/1	UNIT WT	SHEET
					33



"" INDICATES INFORMATION WHICH IS VARIABLE AND IS DETERMINED AS PART OF THE FINAL ASSEMBLY PROCESS.

FIGURE 32
7021570-109

Honeywell	SEE FIRST SHEET FOR CONTRACT NUMBER. USE OR DISCLOSURE OF INFORMATION ON THIS SHEET IS SUBJECT TO THE RESTRICTIONS ON THE FIRST SHEET OF THIS DOCUMENT.	SIZE	CAGE CODE	DRAWING NO.	REV
		A	55939	7021570	BC
		SCALE	UNIT WT	SHEET	
		2/1		34	

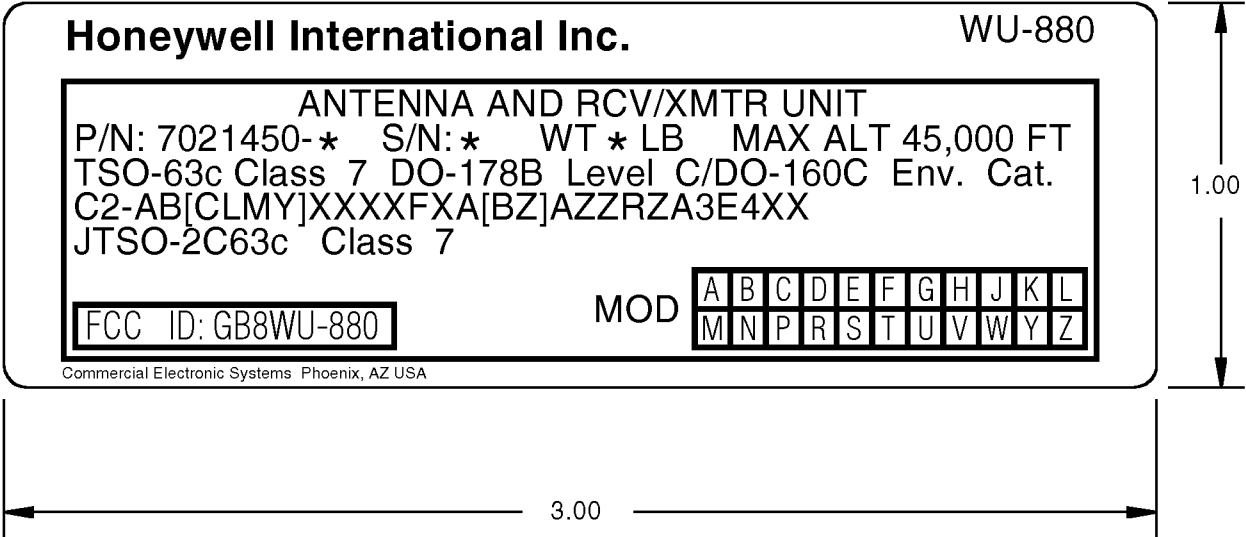


*** INDICATES INFORMATION WHICH IS VARIABLE AND IS DETERMINED AS PART OF THE FINAL ASSEMBLY PROCESS.

ID-38643

FIGURE 33
7021570-110

Honeywell	SEE FIRST SHEET FOR CONTRACT NUMBER. USE OR DISCLOSURE OF INFORMATION ON THIS SHEET IS SUBJECT TO THE RESTRICTIONS ON THE FIRST SHEET OF THIS DOCUMENT.	SIZE	CAGE CODE	DRAWING NO.		REV
		A	55939	7021570		BC
		SCALE	2/1	UNIT WT	SHEET	35

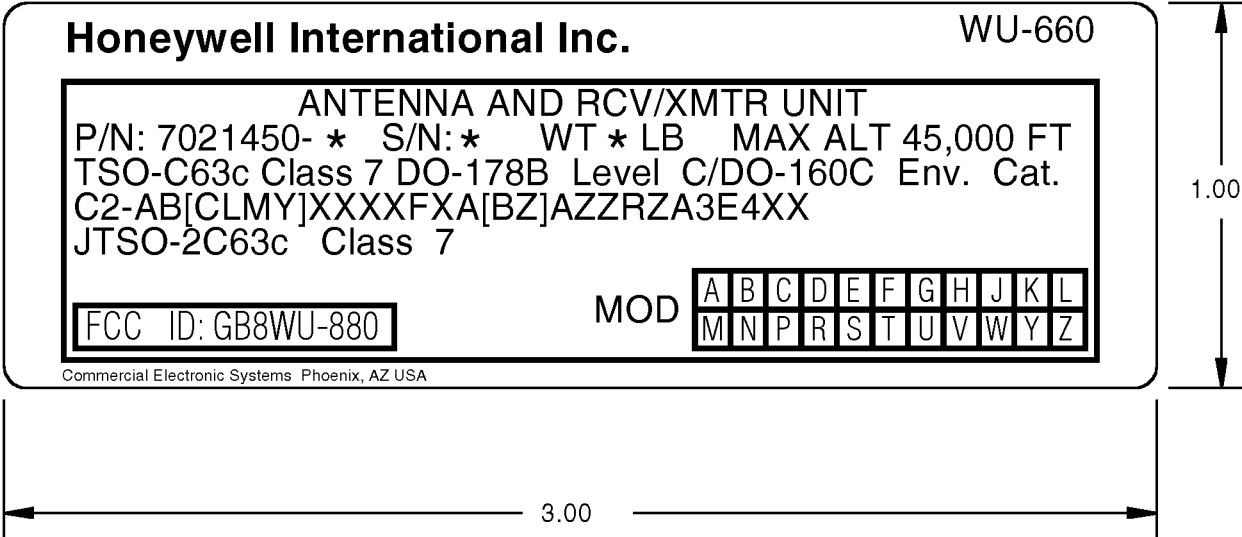


"" INDICATES INFORMATION WHICH IS VARIABLE AND IS DETERMINED AS PART OF THE FINAL ASSEMBLY PROCESS.

ID-38644

FIGURE 34
7021570-111

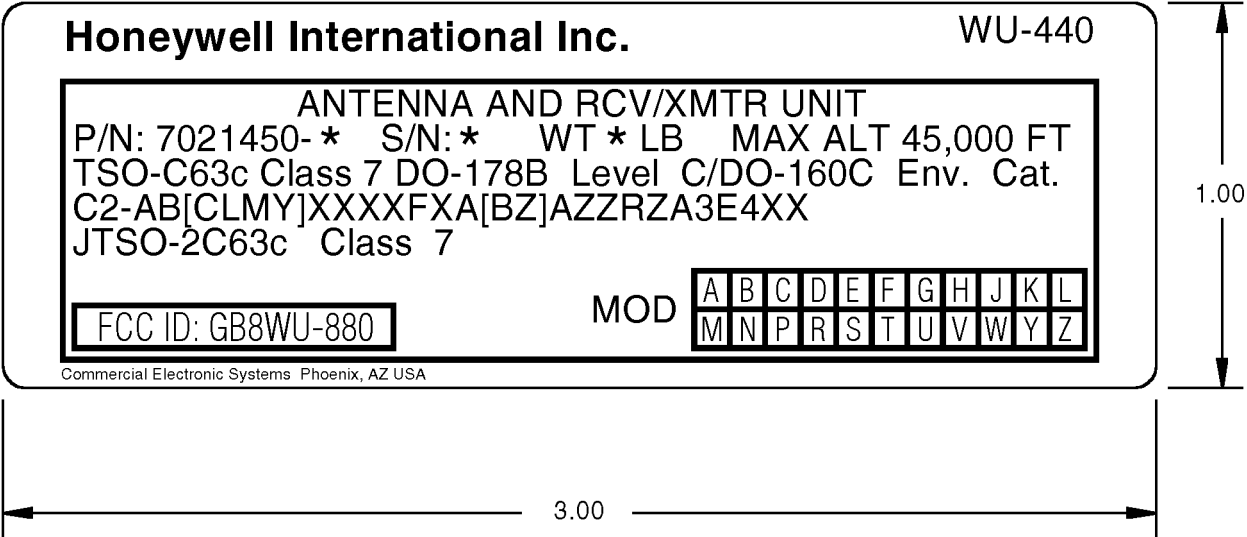
Honeywell	SEE FIRST SHEET FOR CONTRACT NUMBER. USE OR DISCLOSURE OF INFORMATION ON THIS SHEET IS SUBJECT TO THE RESTRICTIONS ON THE FIRST SHEET OF THIS DOCUMENT.	SIZE	CAGE CODE	DRAWING NO.	REV
		A	55939	7021570	BC
		SCALE	UNIT WT	SHEET	
		2/1		36	



"" INDICATES INFORMATION WHICH IS VARIABLE AND IS DETERMINED AS PART OF THE FINAL ASSEMBLY PROCESS.

FIGURE 35
7021570-112

Honeywell	SEE FIRST SHEET FOR CONTRACT NUMBER. USE OR DISCLOSURE OF INFORMATION ON THIS SHEET IS SUBJECT TO THE RESTRICTIONS ON THE FIRST SHEET OF THIS DOCUMENT.	SIZE A	CAGE CODE 55939	DRAWING NO. 7021570	REV BC
		SCALE 2/1	UNIT WT	SHEET 37	

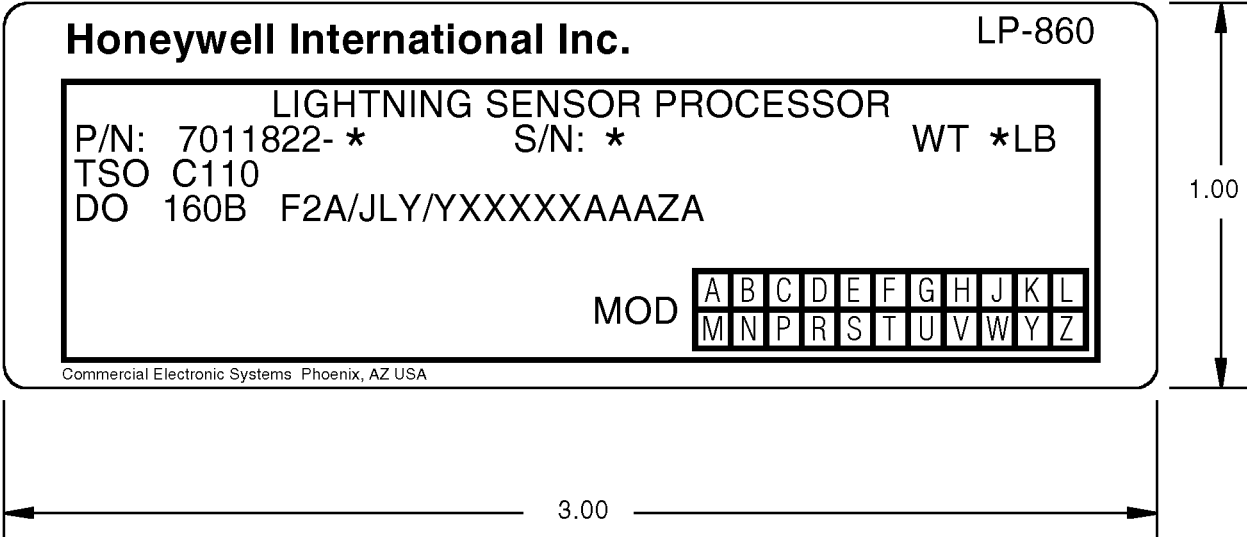


"" INDICATES INFORMATION WHICH IS VARIABLE AND IS DETERMINED AS PART OF THE FINAL ASSEMBLY PROCESS.

ID-38646

FIGURE 36
7021570-113

Honeywell	SEE FIRST SHEET FOR CONTRACT NUMBER. USE OR DISCLOSURE OF INFORMATION ON THIS SHEET IS SUBJECT TO THE RESTRICTIONS ON THE FIRST SHEET OF THIS DOCUMENT.	SIZE	CAGE CODE	DRAWING NO.		REV
		A	55939	7021570		BC
		SCALE 2/1		UNIT WT	SHEET	38



"" INDICATES INFORMATION WHICH IS VARIABLE AND IS DETERMINED AS PART OF THE FINAL ASSEMBLY PROCESS.

ID-38647

FIGURE 37
7021570-114

Honeywell	SEE FIRST SHEET FOR CONTRACT NUMBER. USE OR DISCLOSURE OF INFORMATION ON THIS SHEET IS SUBJECT TO THE RESTRICTIONS ON THE FIRST SHEET OF THIS DOCUMENT.	SIZE A	CAGE CODE 55939	DRAWING NO. 7021570	REV BC
		SCALE 2/1	UNIT WT	SHEET 39	

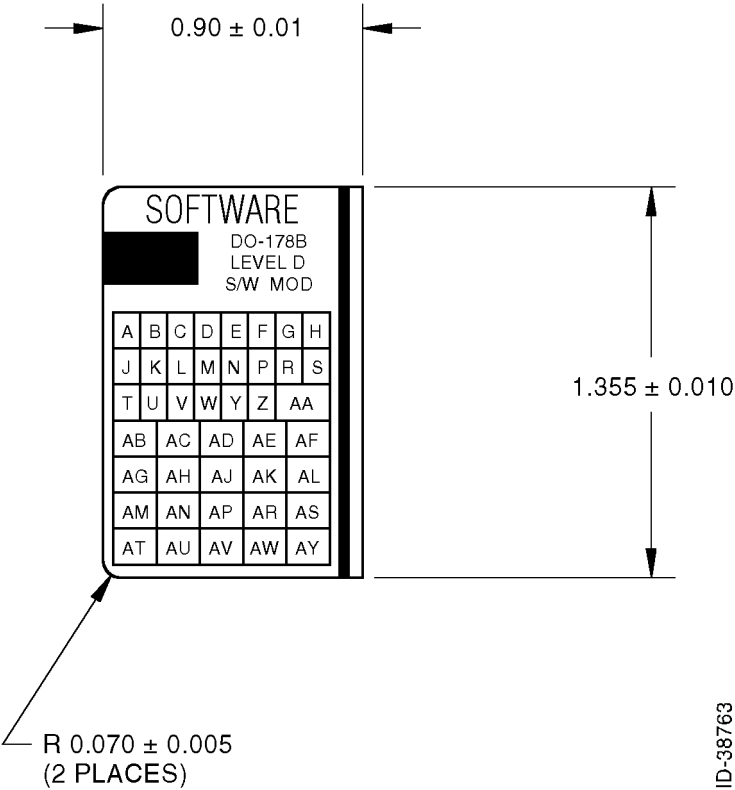


FIGURE 38
7021570-27

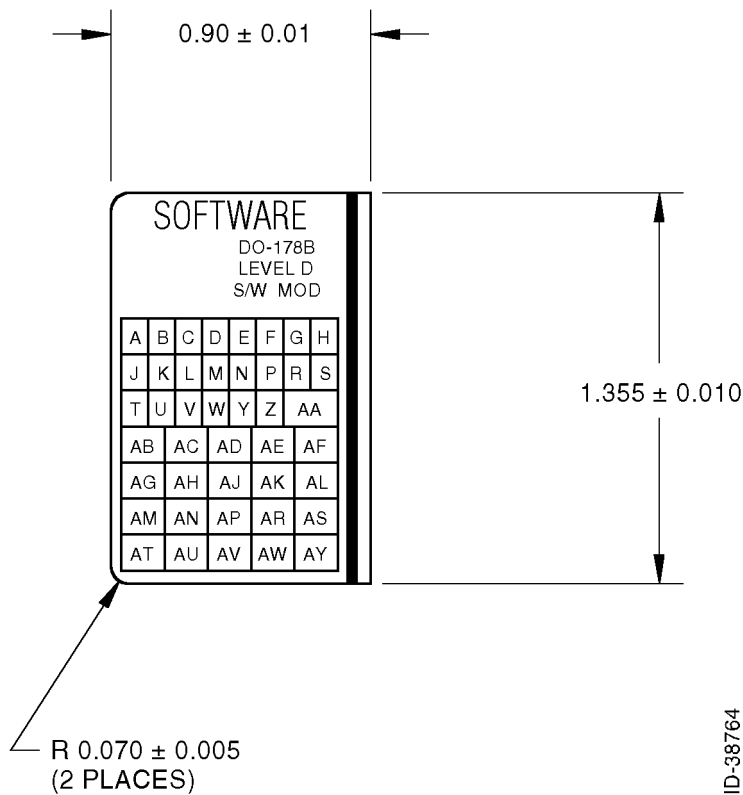


FIGURE 39
7021570-28

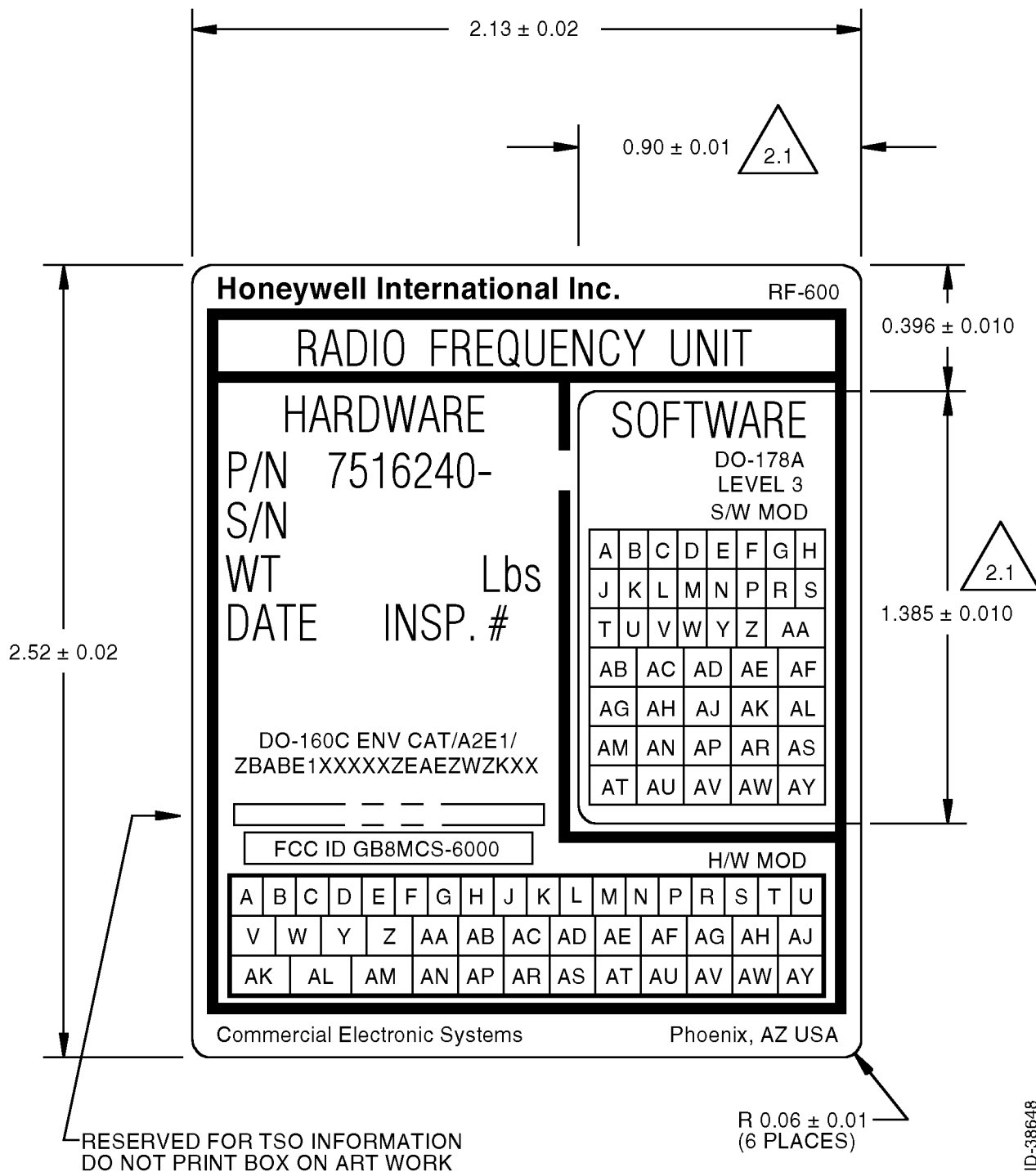


FIGURE 40
7021570-29

Honeywell

SEE FIRST SHEET FOR
CONTRACT NUMBER. USE OR
DISCLOSURE OF INFORMATION ON
THIS SHEET IS SUBJECT TO THE
RESTRICTIONS ON THE FIRST
SHEET OF THIS DOCUMENT.

SIZE

A

CAGE CODE

55939

DRAWING NO.

7021570

REV

BC

SCALE

NONE

UNIT WT

SHEET

42

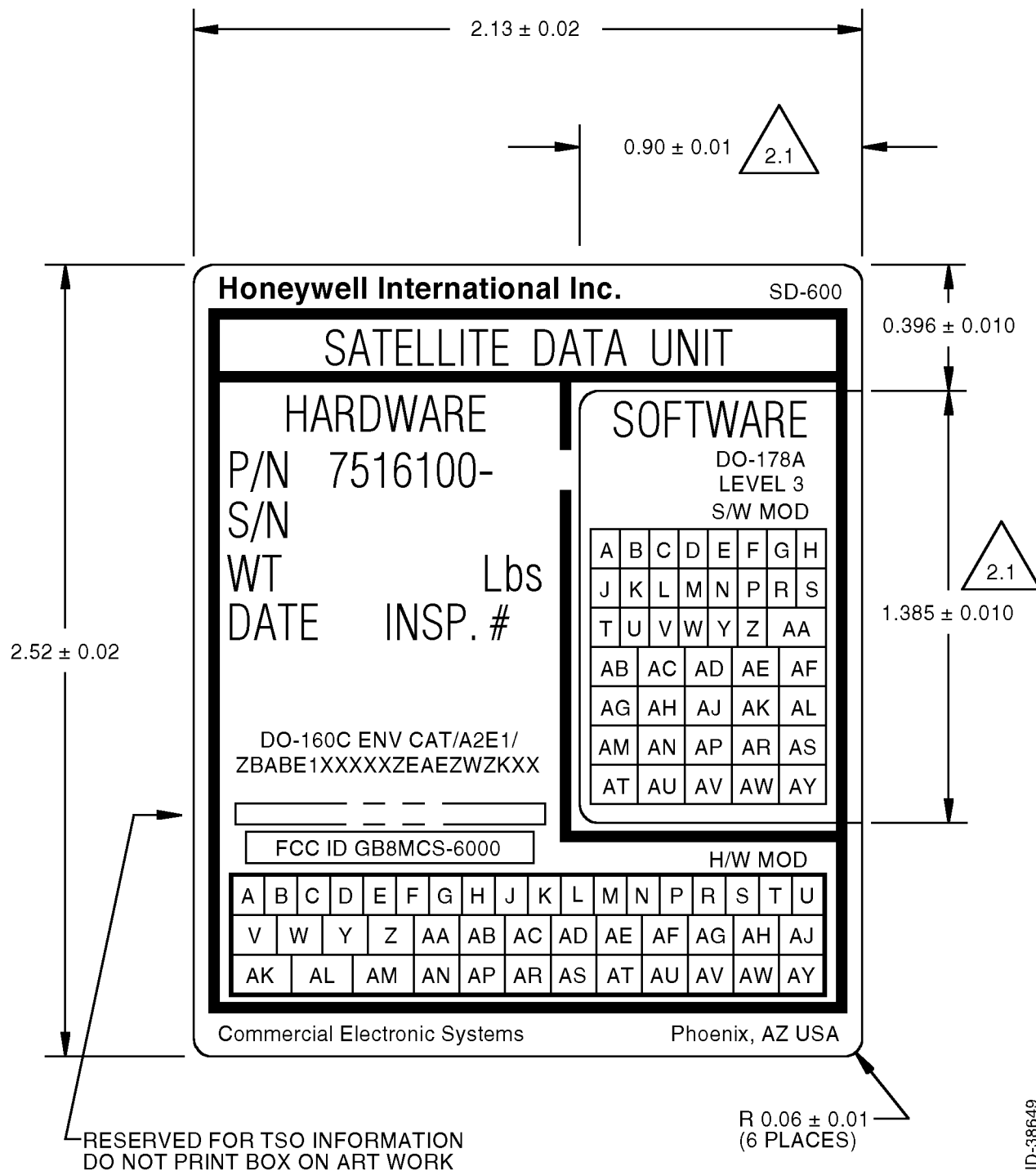


FIGURE 41
7021570-30

ID-38649

Honeywell

SEE FIRST SHEET FOR
CONTRACT NUMBER. USE OR
DISCLOSURE OF INFORMATION ON
THIS SHEET IS SUBJECT TO THE
RESTRICTIONS ON THE FIRST
SHEET OF THIS DOCUMENT.

SIZE

A

CAGE CODE

55939

DRAWING NO.

7021570

REV

BC

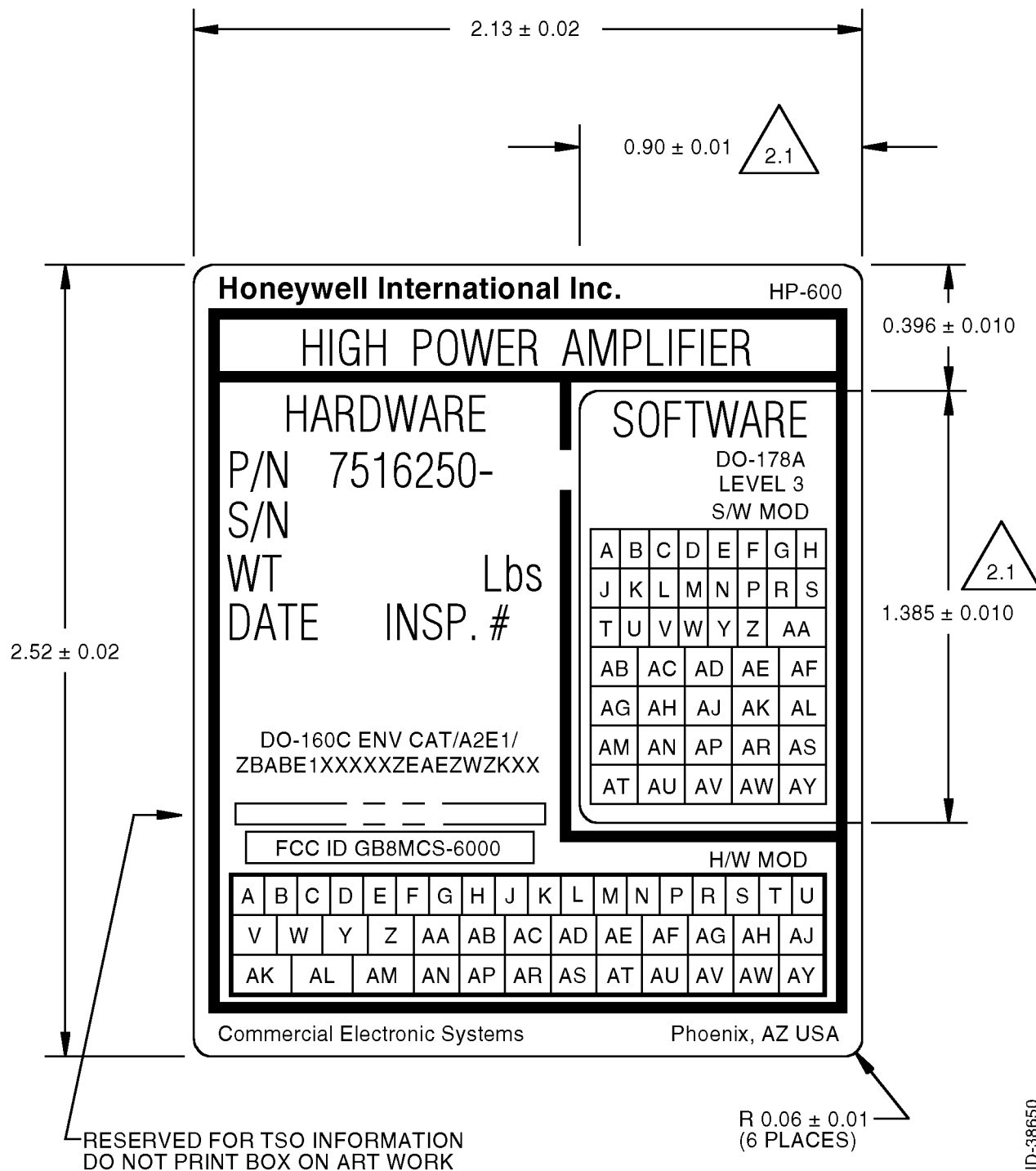
SCALE

NONE

UNIT WT

SHEET

43



ID-38650

FIGURE 42
7021570-31

Honeywell

SEE FIRST SHEET FOR
CONTRACT NUMBER. USE OR
DISCLOSURE OF INFORMATION ON
THIS SHEET IS SUBJECT TO THE
RESTRICTIONS ON THE FIRST
SHEET OF THIS DOCUMENT.

SIZE

A

CAGE CODE

55939

DRAWING NO.

7021570

REV

BC

SCALE

NONE

UNIT WT

SHEET

44

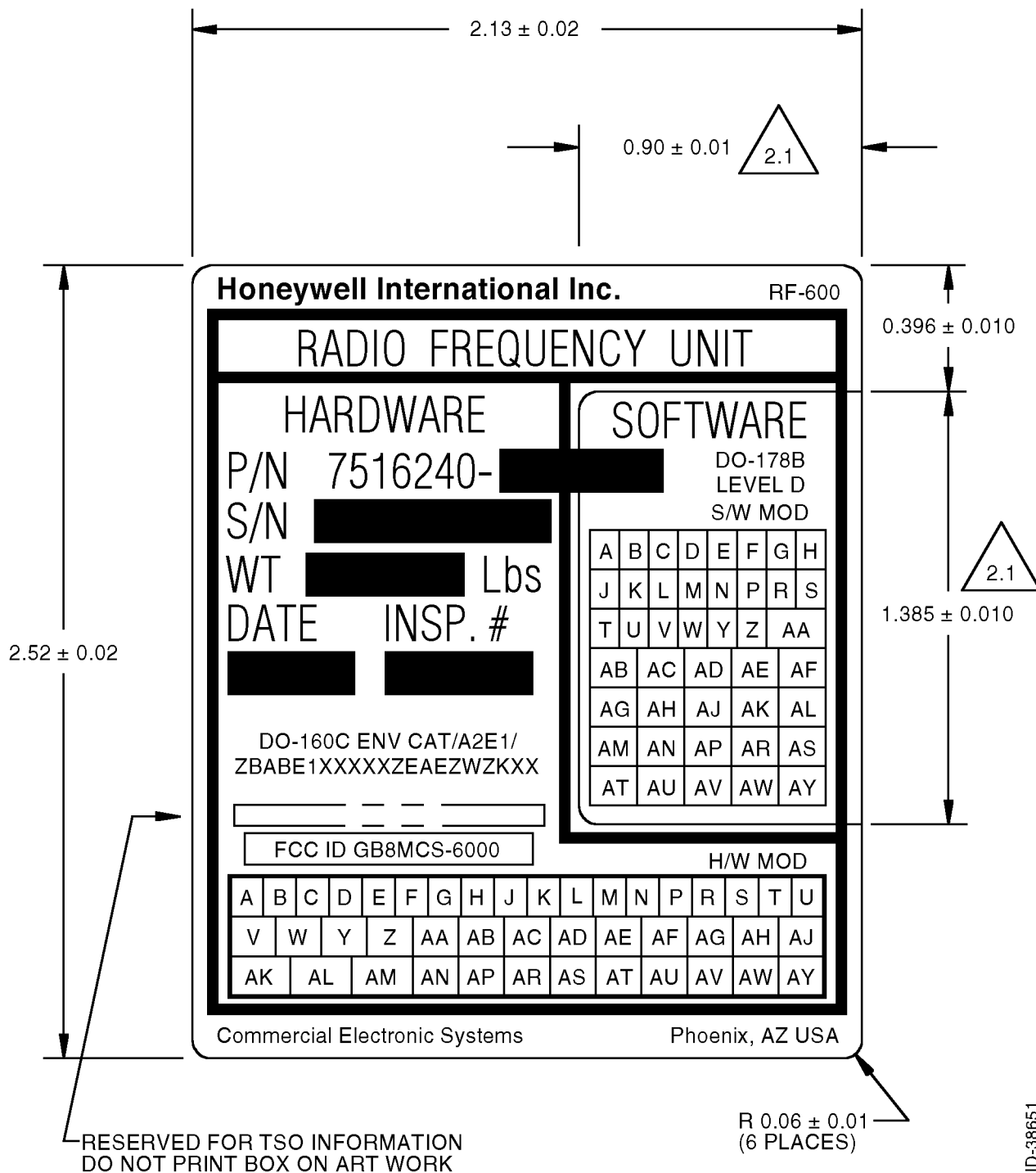


FIGURE 43
7021570-32

Honeywell

SEE FIRST SHEET FOR
CONTRACT NUMBER. USE OR
DISCLOSURE OF INFORMATION ON
THIS SHEET IS SUBJECT TO THE
RESTRICTIONS ON THE FIRST
SHEET OF THIS DOCUMENT.

SIZE

A

CAGE CODE

55939

DRAWING NO.

7021570

REV

BC

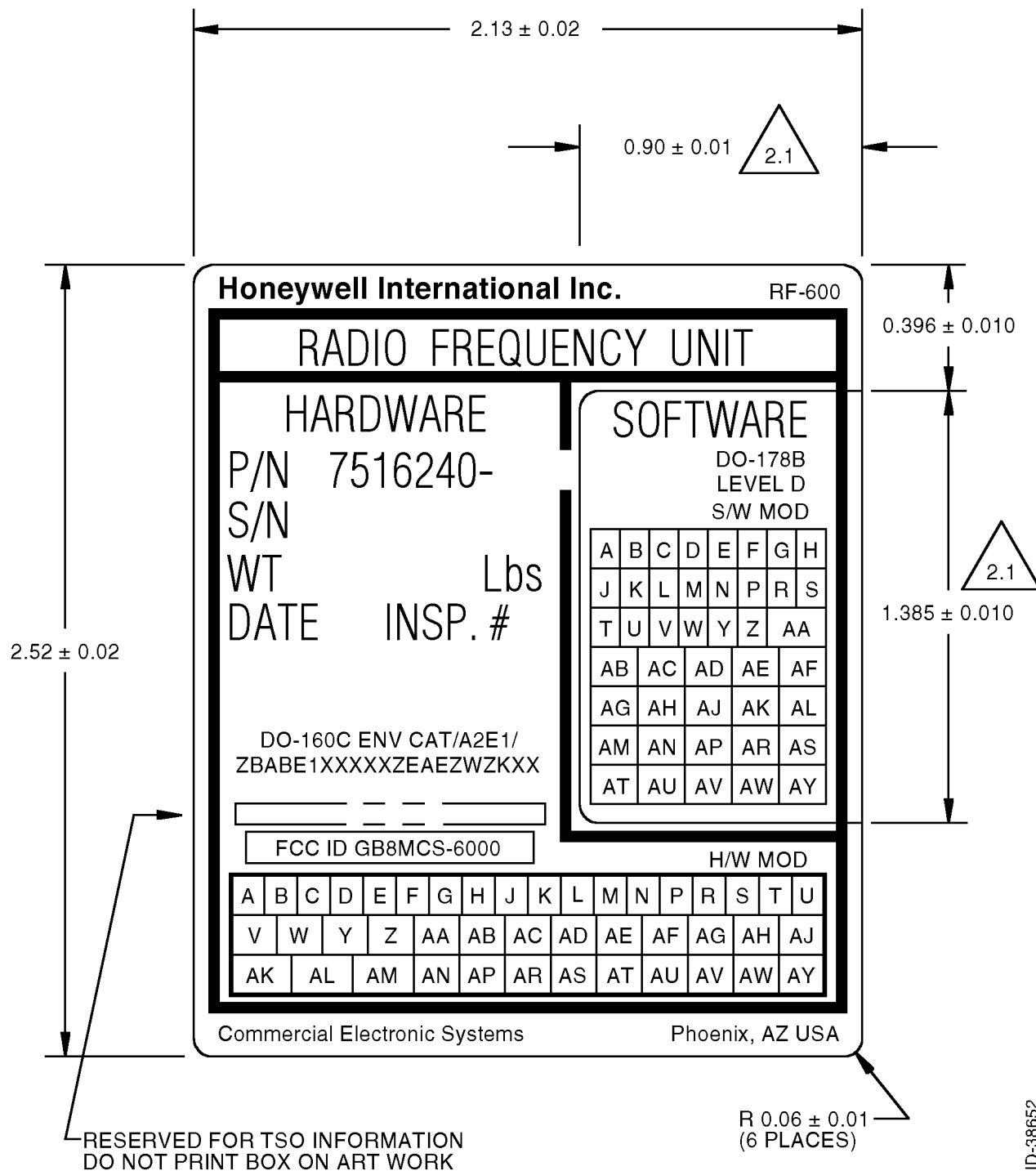
SCALE

NONE

UNIT WT

SHEET

45



ID-38652

FIGURE 44
7021570-33

Honeywell

SEE FIRST SHEET FOR
CONTRACT NUMBER. USE OR
DISCLOSURE OF INFORMATION ON
THIS SHEET IS SUBJECT TO THE
RESTRICTIONS ON THE FIRST
SHEET OF THIS DOCUMENT.

SIZE

A

CAGE CODE

55939

DRAWING NO.

7021570

REV

BC

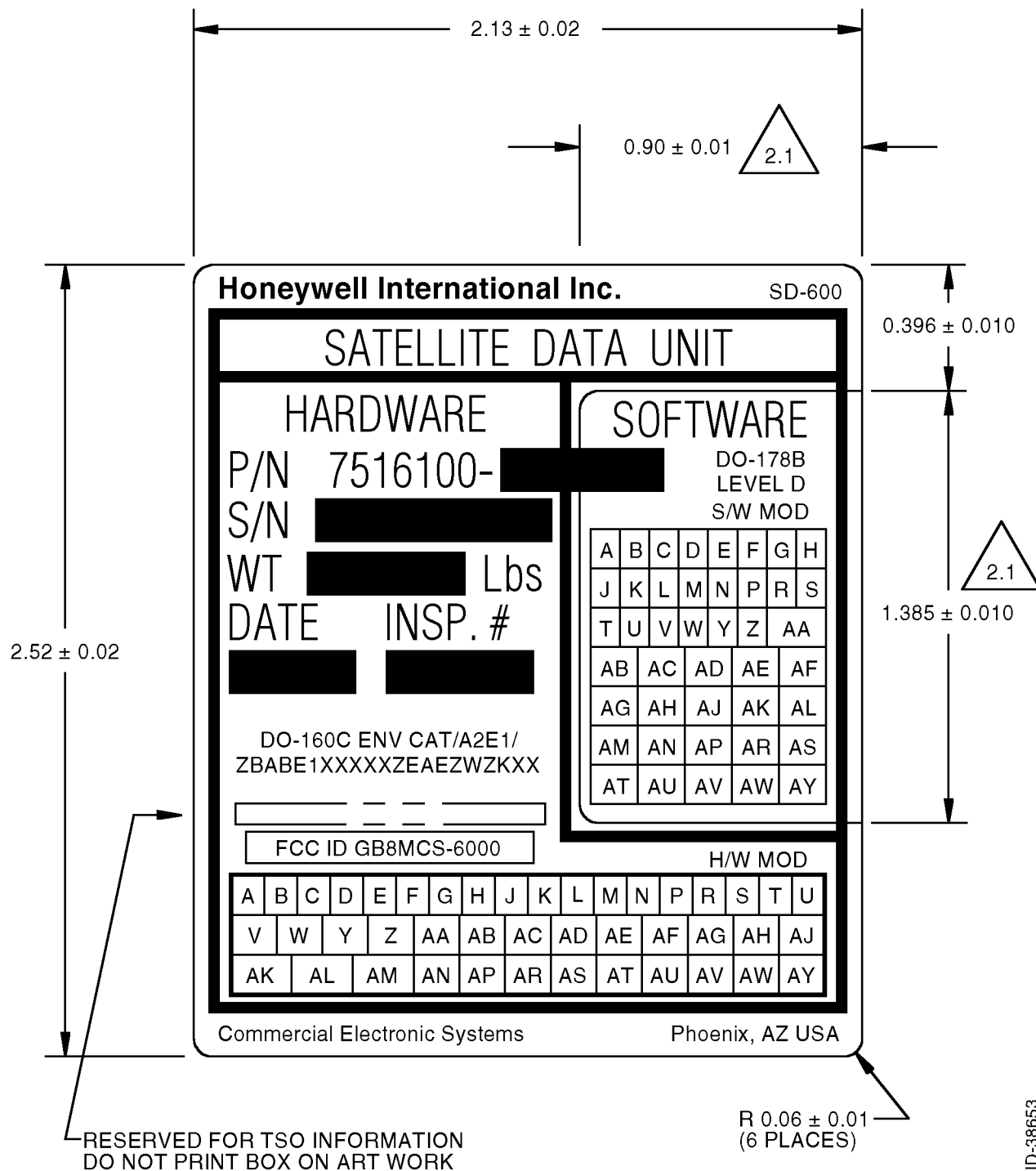
SCALE

NONE

UNIT WT

SHEET

46



ID-38653

FIGURE 45
7021570-34

Honeywell

SEE FIRST SHEET FOR
CONTRACT NUMBER. USE OR
DISCLOSURE OF INFORMATION ON
THIS SHEET IS SUBJECT TO THE
RESTRICTIONS ON THE FIRST
SHEET OF THIS DOCUMENT.

SIZE

A

CAGE CODE

55939

DRAWING NO.

7021570

REV

BC

SCALE

NONE

UNIT WT

SHEET

47

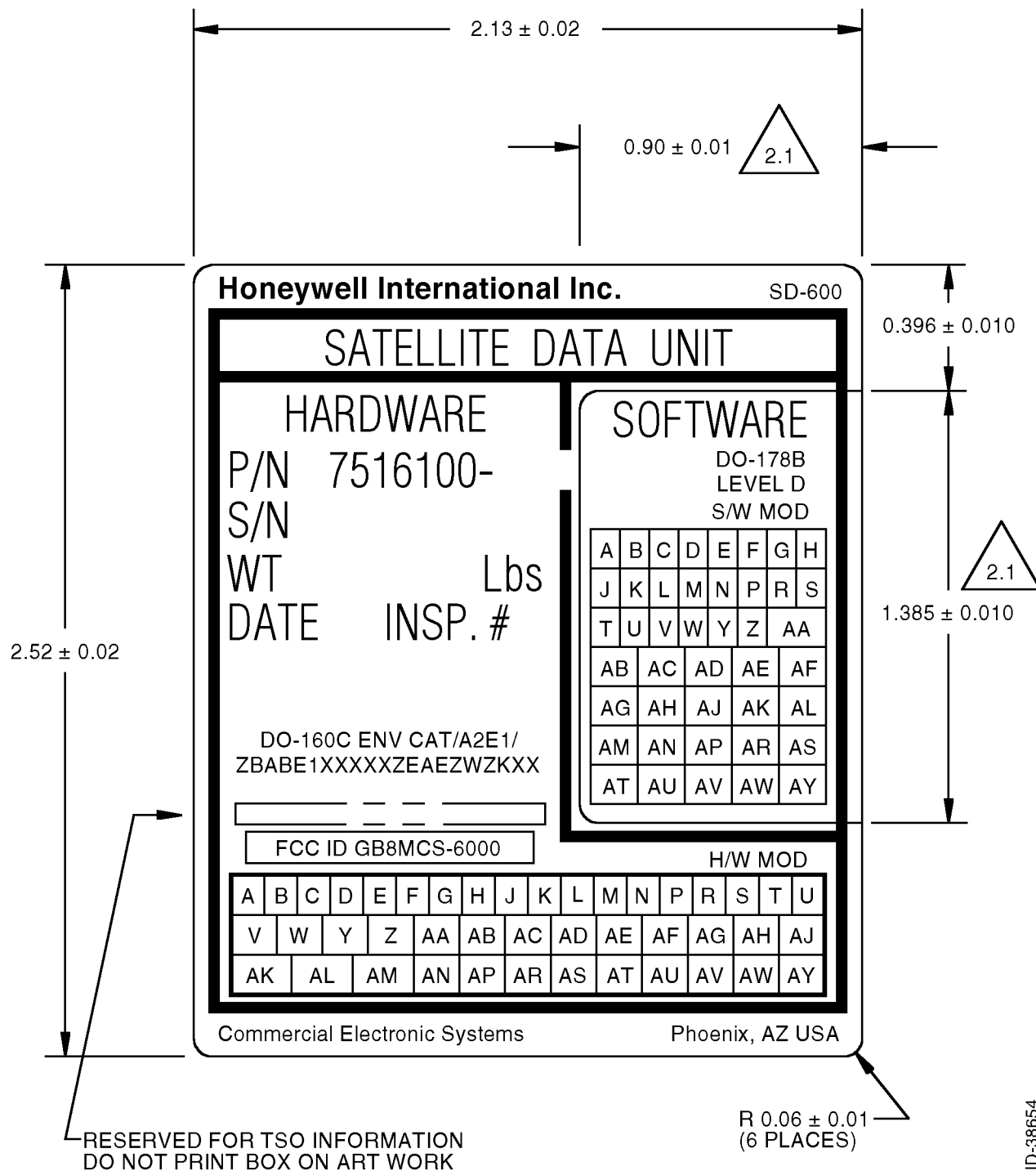


FIGURE 46
7021570-35

ID-38654

Honeywell

SEE FIRST SHEET FOR
CONTRACT NUMBER. USE OR
DISCLOSURE OF INFORMATION ON
THIS SHEET IS SUBJECT TO THE
RESTRICTIONS ON THE FIRST
SHEET OF THIS DOCUMENT.

SIZE

A

CAGE CODE

55939

DRAWING NO.

7021570

REV

BC

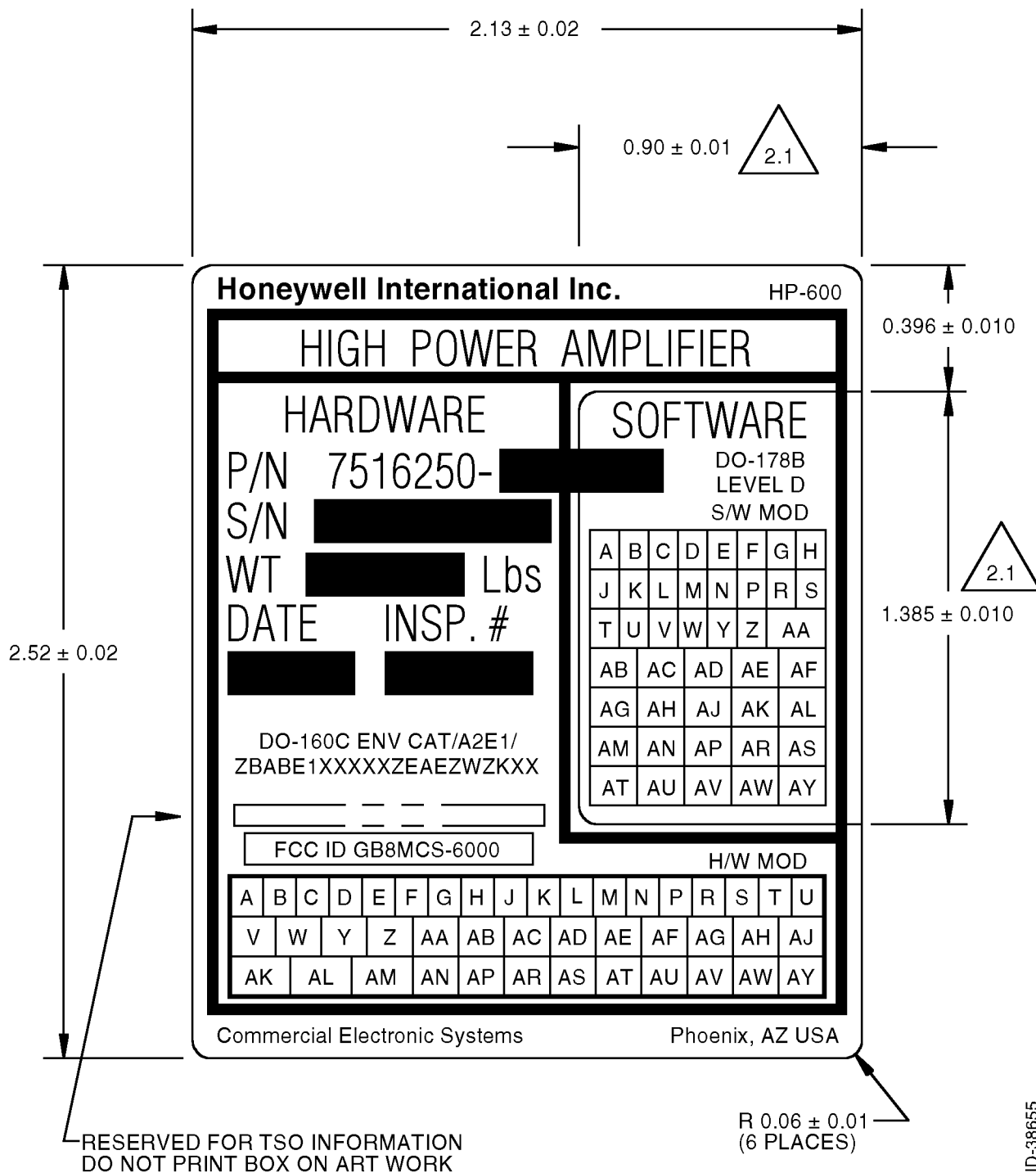
SCALE

NONE

UNIT WT

SHEET

48



ID-38655

FIGURE 47
7021570-36

Honeywell

SEE FIRST SHEET FOR
CONTRACT NUMBER. USE OR
DISCLOSURE OF INFORMATION ON
THIS SHEET IS SUBJECT TO THE
RESTRICTIONS ON THE FIRST
SHEET OF THIS DOCUMENT.

SIZE

A

CAGE CODE

55939

DRAWING NO.

7021570

REV

BC

SCALE

NONE

UNIT WT

SHEET

49

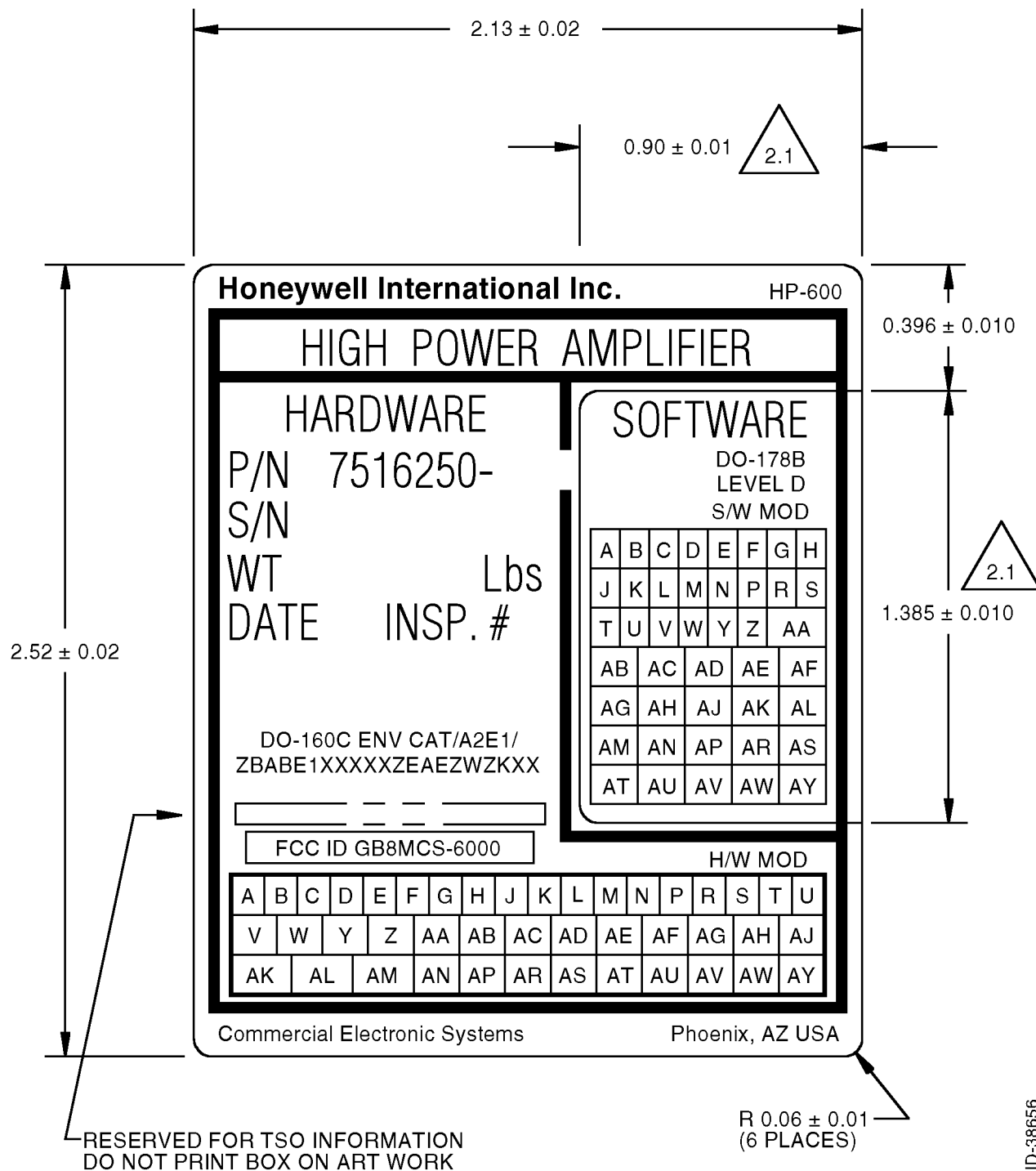


FIGURE 48
7021570-37

Honeywell

SEE FIRST SHEET FOR
CONTRACT NUMBER. USE OR
DISCLOSURE OF INFORMATION ON
THIS SHEET IS SUBJECT TO THE
RESTRICTIONS ON THE FIRST
SHEET OF THIS DOCUMENT.

SIZE

A

CAGE CODE

55939

DRAWING NO.

7021570

REV

BC

SCALE

NONE

UNIT WT

SHEET

50

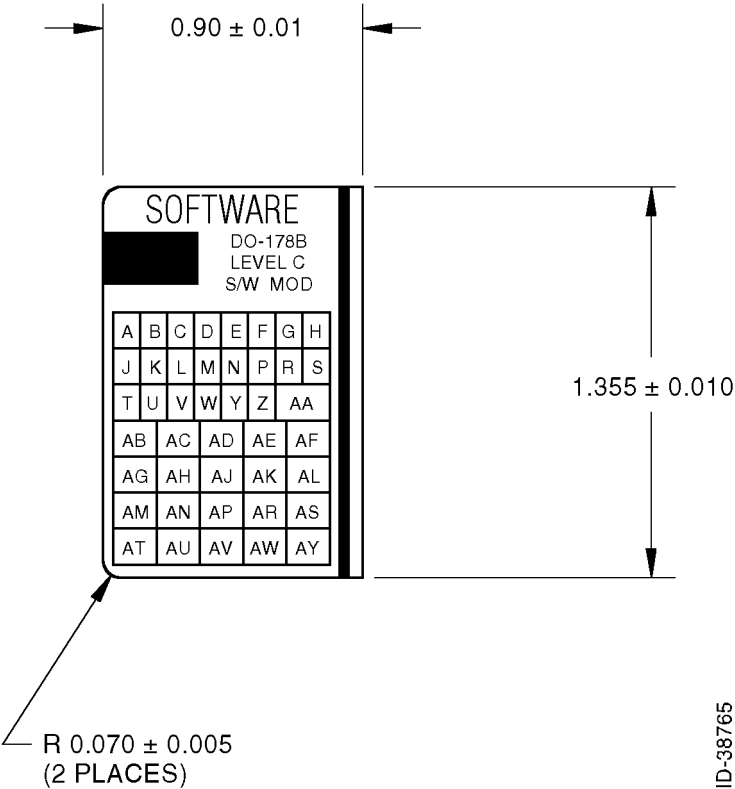


FIGURE 49
7021570-38

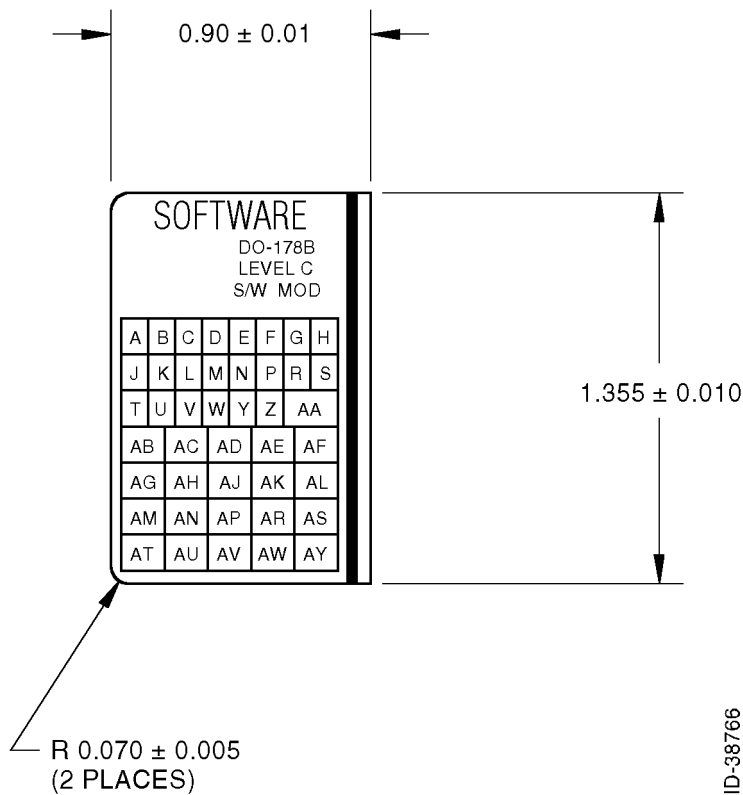


FIGURE 50
7021570-39

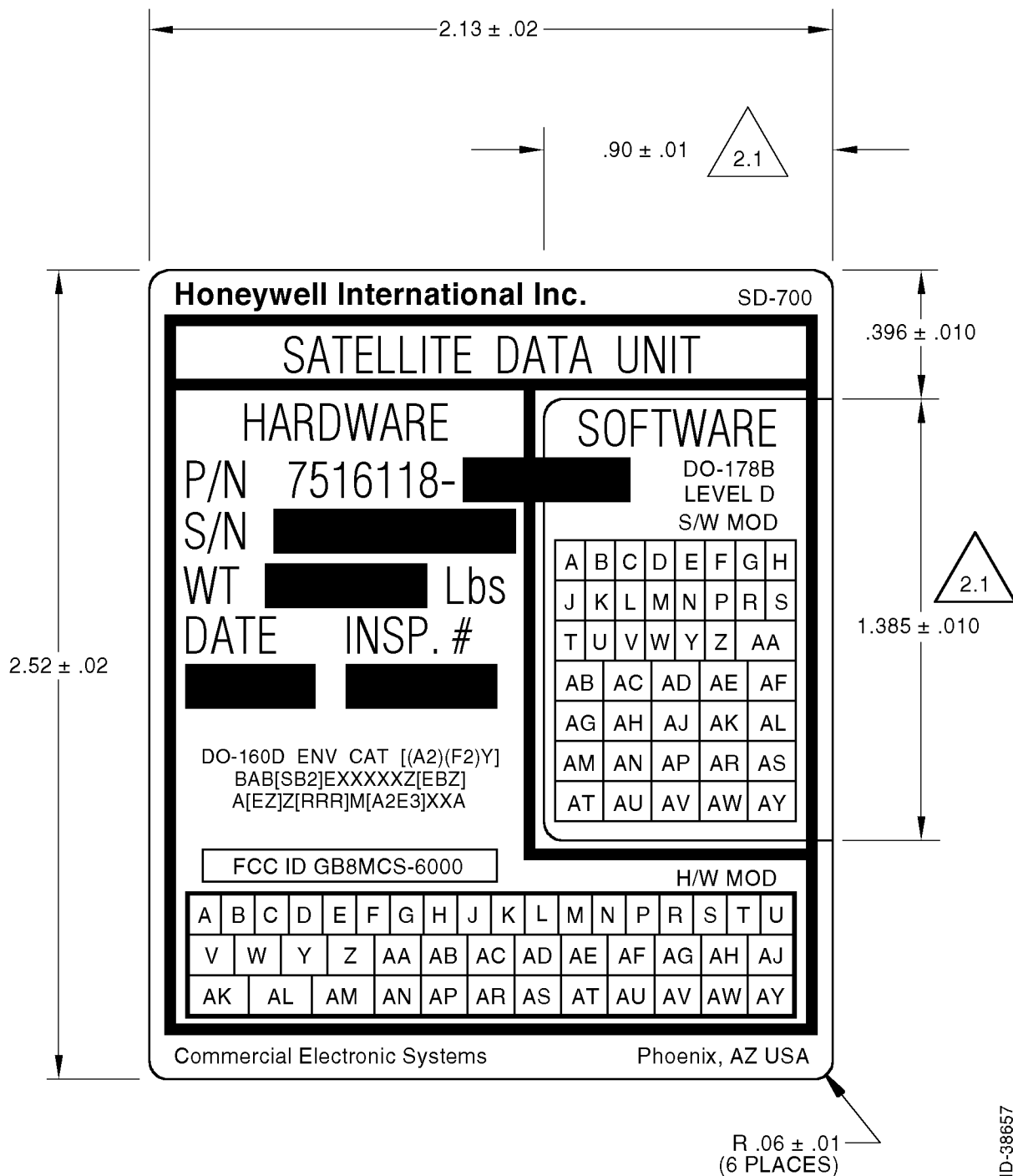


FIGURE 51
7021570-40

Honeywell

SEE FIRST SHEET FOR
CONTRACT NUMBER. USE OR
DISCLOSURE OF INFORMATION ON
THIS SHEET IS SUBJECT TO THE
RESTRICTIONS ON THE FIRST
SHEET OF THIS DOCUMENT.

SIZE

A

CAGE CODE

55939

DRAWING NO.

7021570

REV

BF

SCALE

NONE

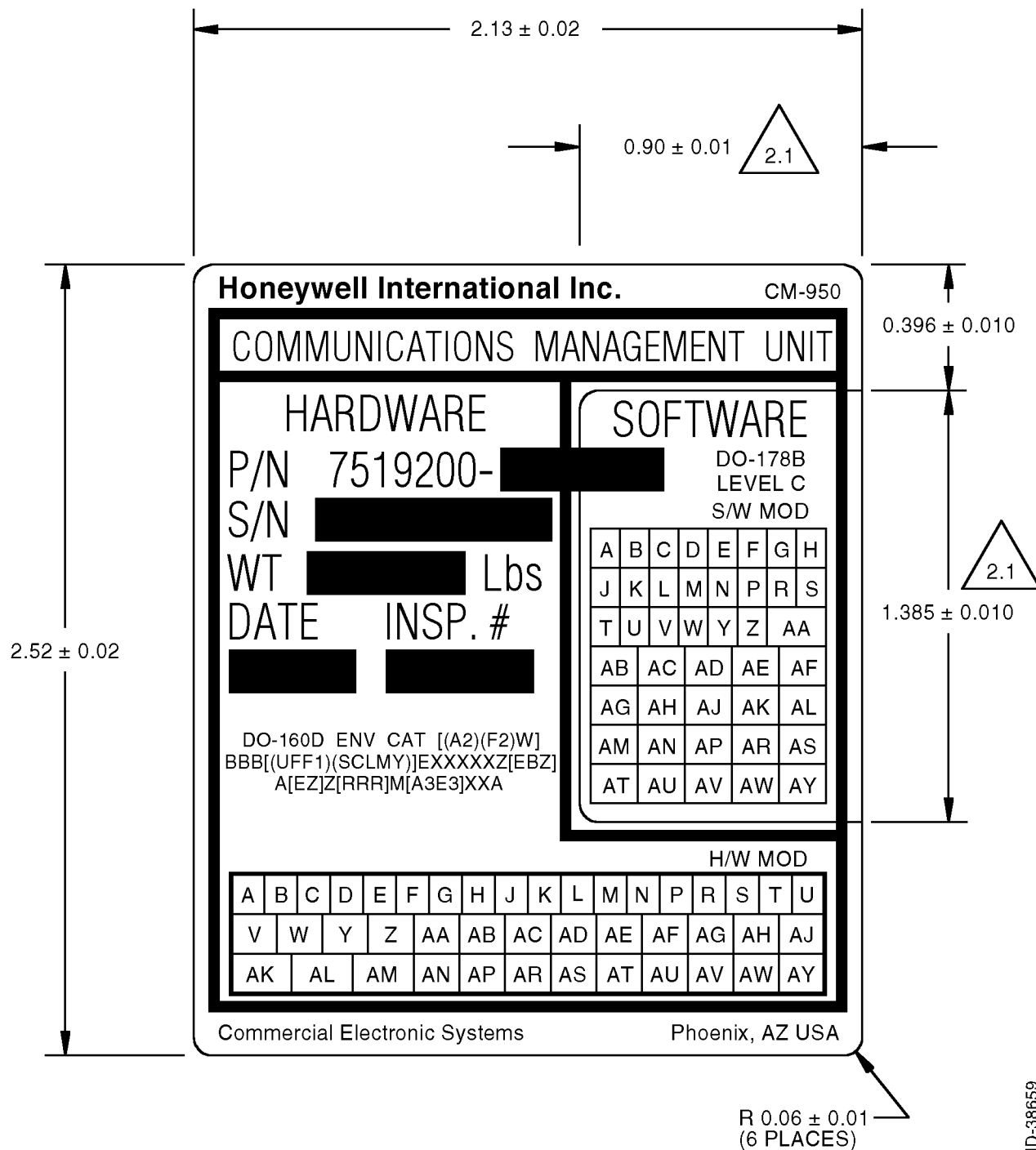
UNIT WT

SHEET

53



7021570-41



ID-38659

FIGURE 53
7021570-42

Honeywell

SEE FIRST SHEET FOR
CONTRACT NUMBER. USE OR
DISCLOSURE OF INFORMATION ON
THIS SHEET IS SUBJECT TO THE
RESTRICTIONS ON THE FIRST
SHEET OF THIS DOCUMENT.

SIZE

A

CAGE CODE

55939

DRAWING NO.

7021570

REV

BC

SCALE

NONE

UNIT WT

SHEET

55

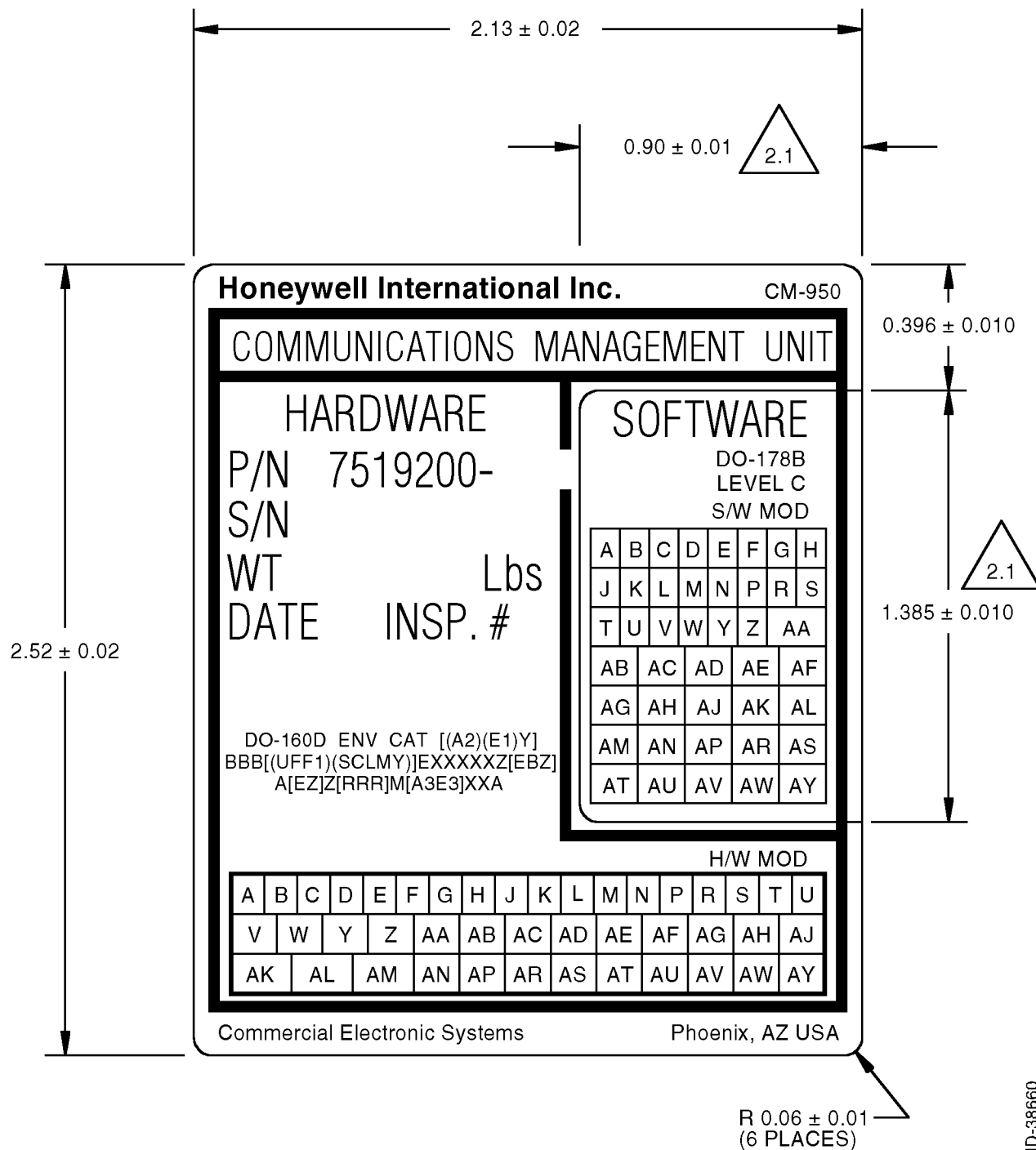


FIGURE 54
7021570-43

Honeywell

SEE FIRST SHEET FOR
CONTRACT NUMBER. USE OR
DISCLOSURE OF INFORMATION ON
THIS SHEET IS SUBJECT TO THE
RESTRICTIONS ON THE FIRST
SHEET OF THIS DOCUMENT.

SIZE

A

CAGE CODE

55939

DRAWING NO.

7021570

REV

BC

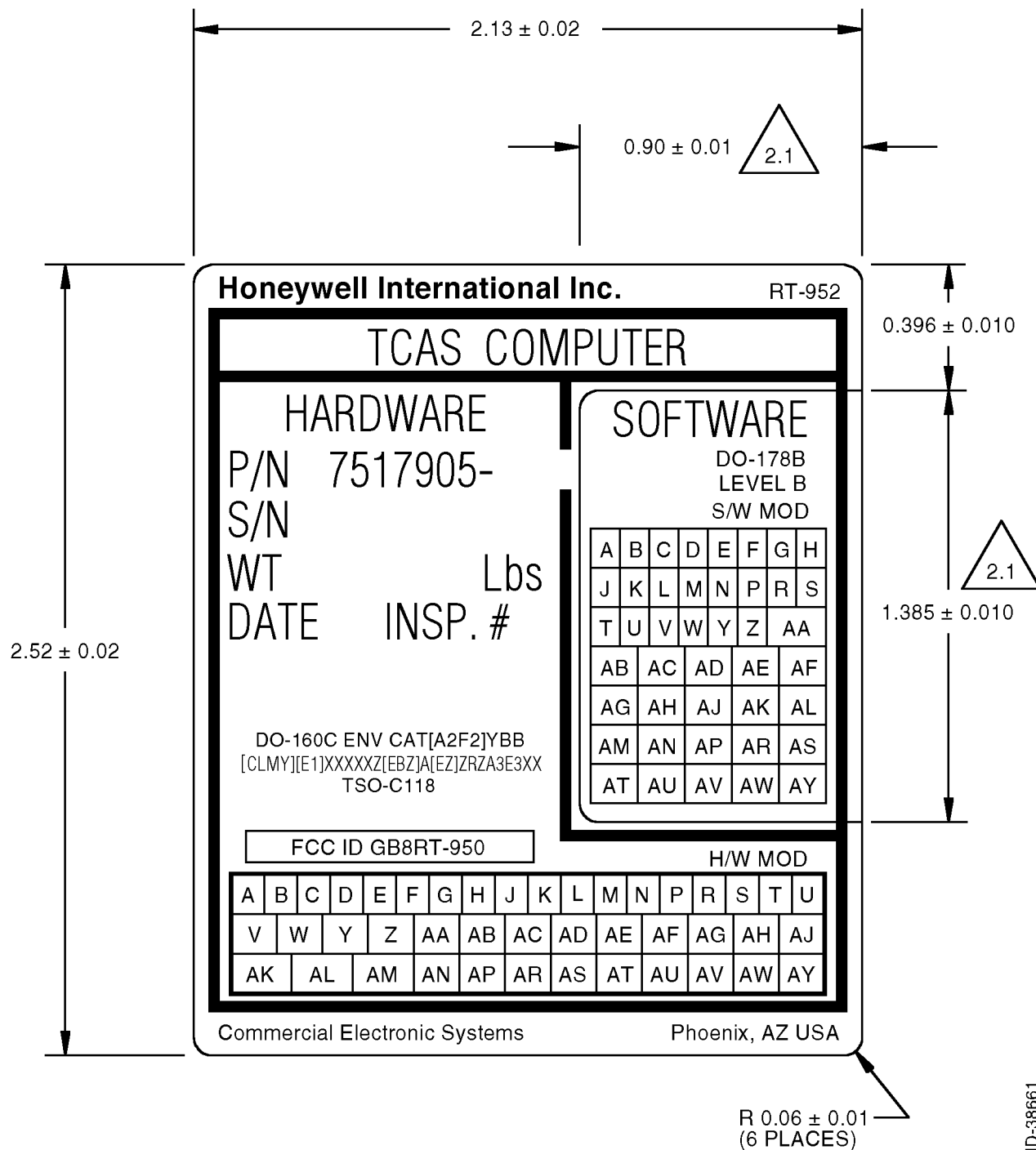
SCALE

NONE

UNIT WT

SHEET

56



ID-38661

FIGURE 55
7021570-44

Honeywell

SEE FIRST SHEET FOR
CONTRACT NUMBER. USE OR
DISCLOSURE OF INFORMATION ON
THIS SHEET IS SUBJECT TO THE
RESTRICTIONS ON THE FIRST
SHEET OF THIS DOCUMENT.

SIZE

A

CAGE CODE

55939

DRAWING NO.

7021570

REV

BC

SCALE

NONE

UNIT WT

SHEET

57

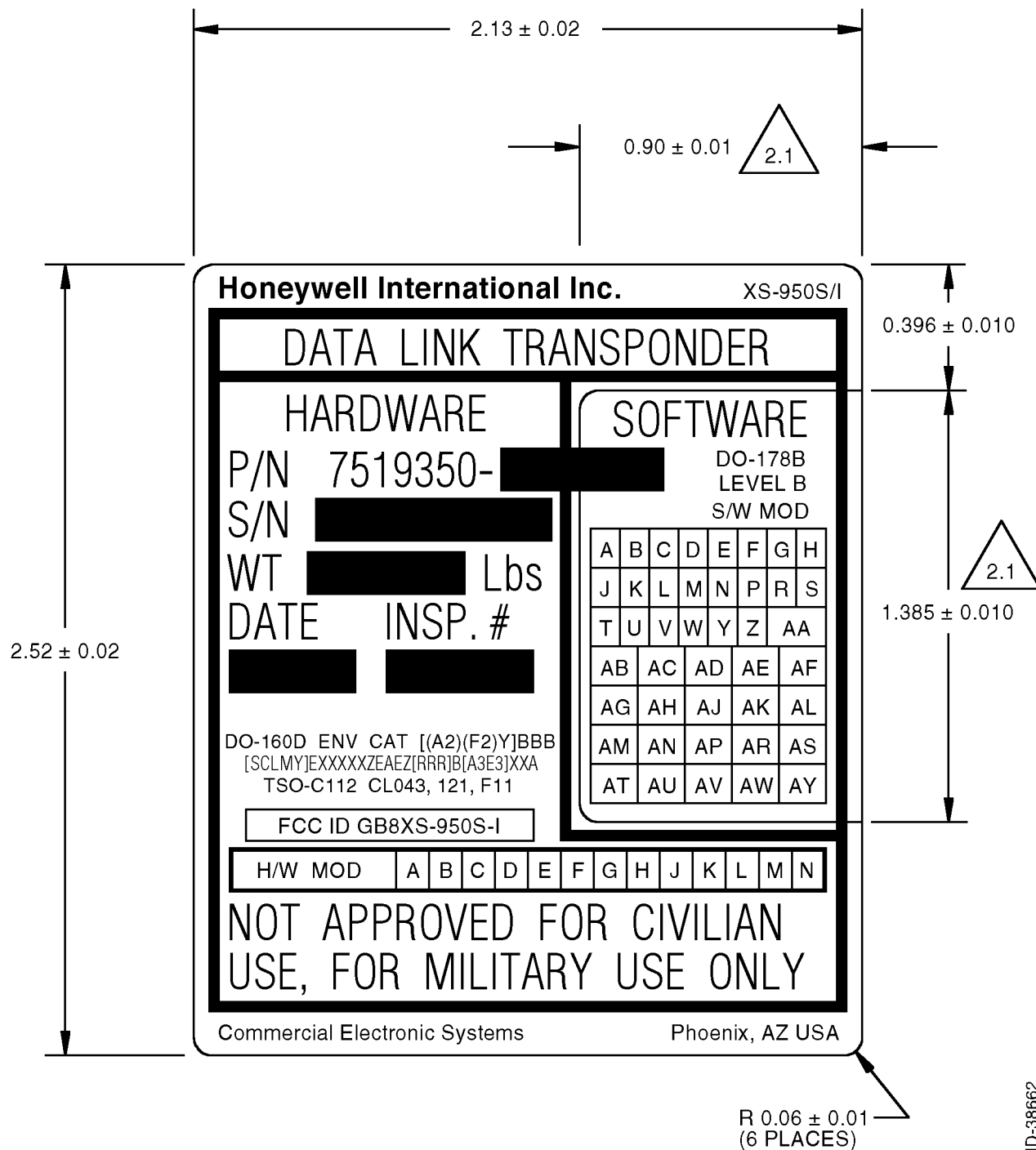


FIGURE 56
7021570-45

Honeywell

SEE FIRST SHEET FOR
CONTRACT NUMBER. USE OR
DISCLOSURE OF INFORMATION ON
THIS SHEET IS SUBJECT TO THE
RESTRICTIONS ON THE FIRST
SHEET OF THIS DOCUMENT.

SIZE

A

CAGE CODE

55939

DRAWING NO.

7021570

REV

BC

SCALE

NONE

UNIT WT

SHEET

58

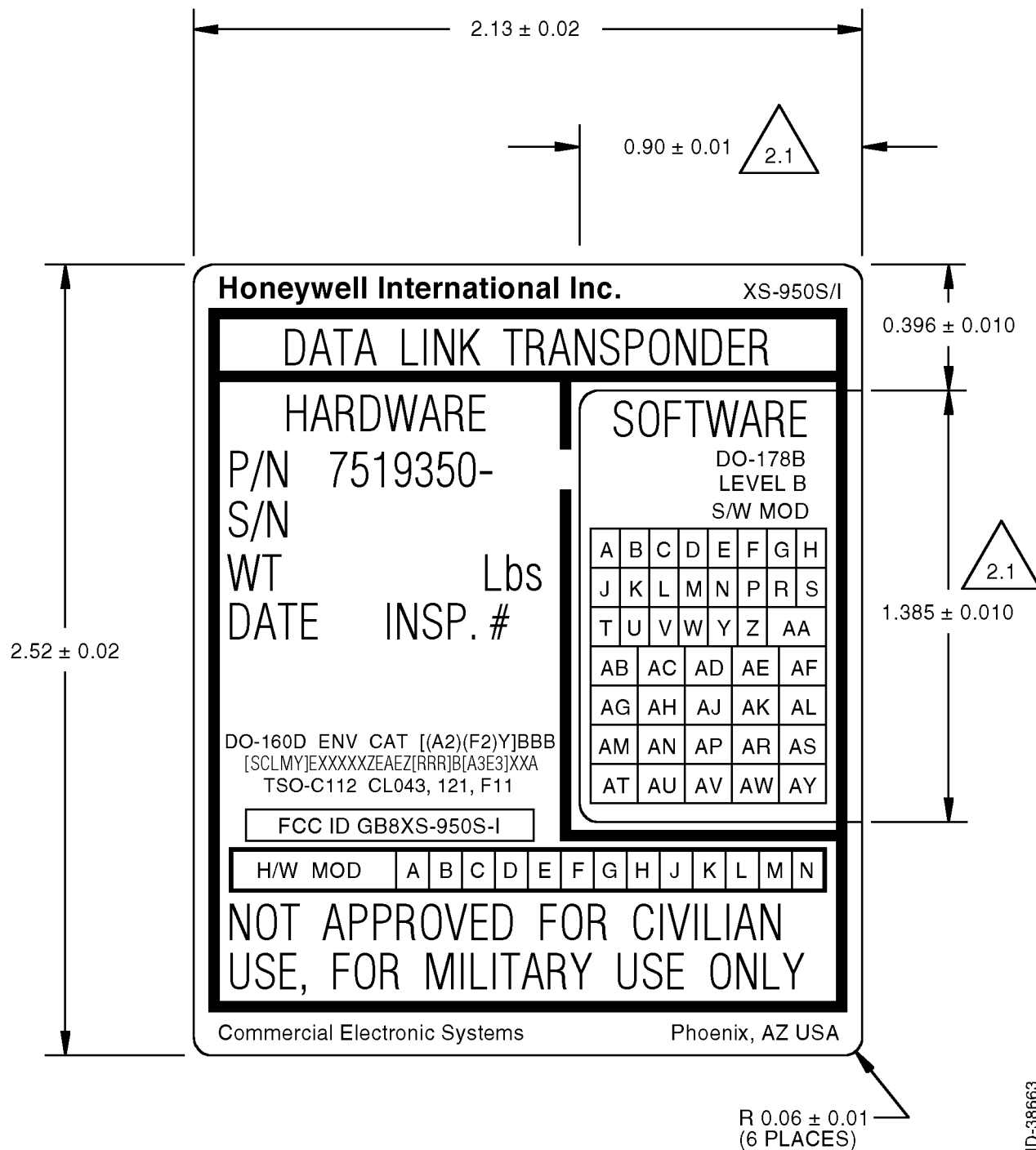


FIGURE 57
7021570-46

Honeywell

SEE FIRST SHEET FOR
CONTRACT NUMBER. USE OR
DISCLOSURE OF INFORMATION ON
THIS SHEET IS SUBJECT TO THE
RESTRICTIONS ON THE FIRST
SHEET OF THIS DOCUMENT.

SIZE

A

CAGE CODE

55939

DRAWING NO.

7021570

REV

BC

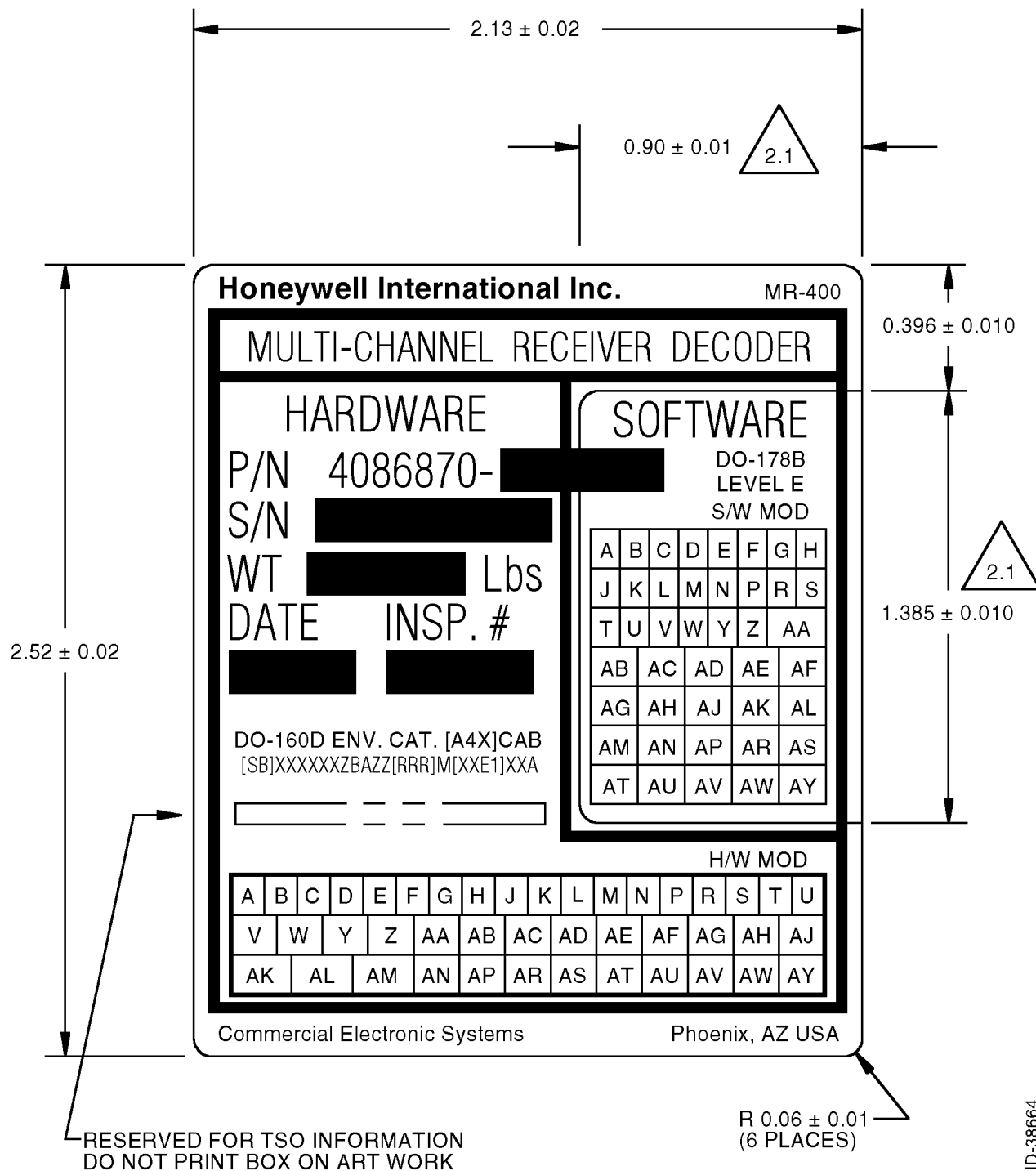
SCALE

NONE

UNIT WT

SHEET

59



ID-38664

FIGURE 58
7021570-47

Honeywell

SEE FIRST SHEET FOR
CONTRACT NUMBER. USE OR
DISCLOSURE OF INFORMATION ON
THIS SHEET IS SUBJECT TO THE
RESTRICTIONS ON THE FIRST
SHEET OF THIS DOCUMENT.

SIZE

A

CAGE CODE

55939

DRAWING NO.

7021570

REV

BC

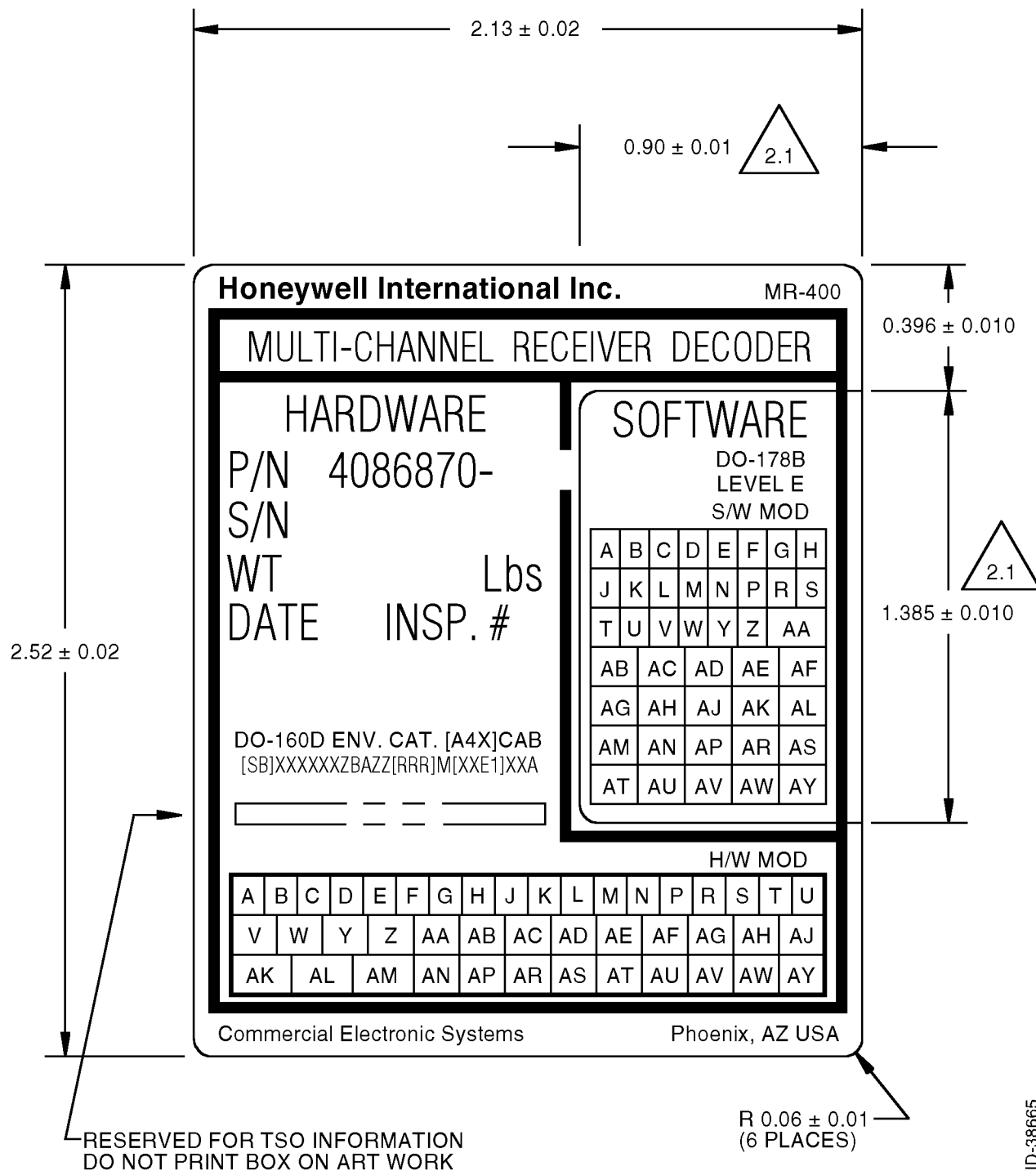
SCALE

NONE

UNIT WT

SHEET

60



ID-38665

FIGURE 59
7021570-48

Honeywell

SEE FIRST SHEET FOR
CONTRACT NUMBER. USE OR
DISCLOSURE OF INFORMATION ON
THIS SHEET IS SUBJECT TO THE
RESTRICTIONS ON THE FIRST
SHEET OF THIS DOCUMENT.

SIZE

A

CAGE CODE

55939

DRAWING NO.

7021570

REV

BC

SCALE

NONE

UNIT WT

SHEET

61

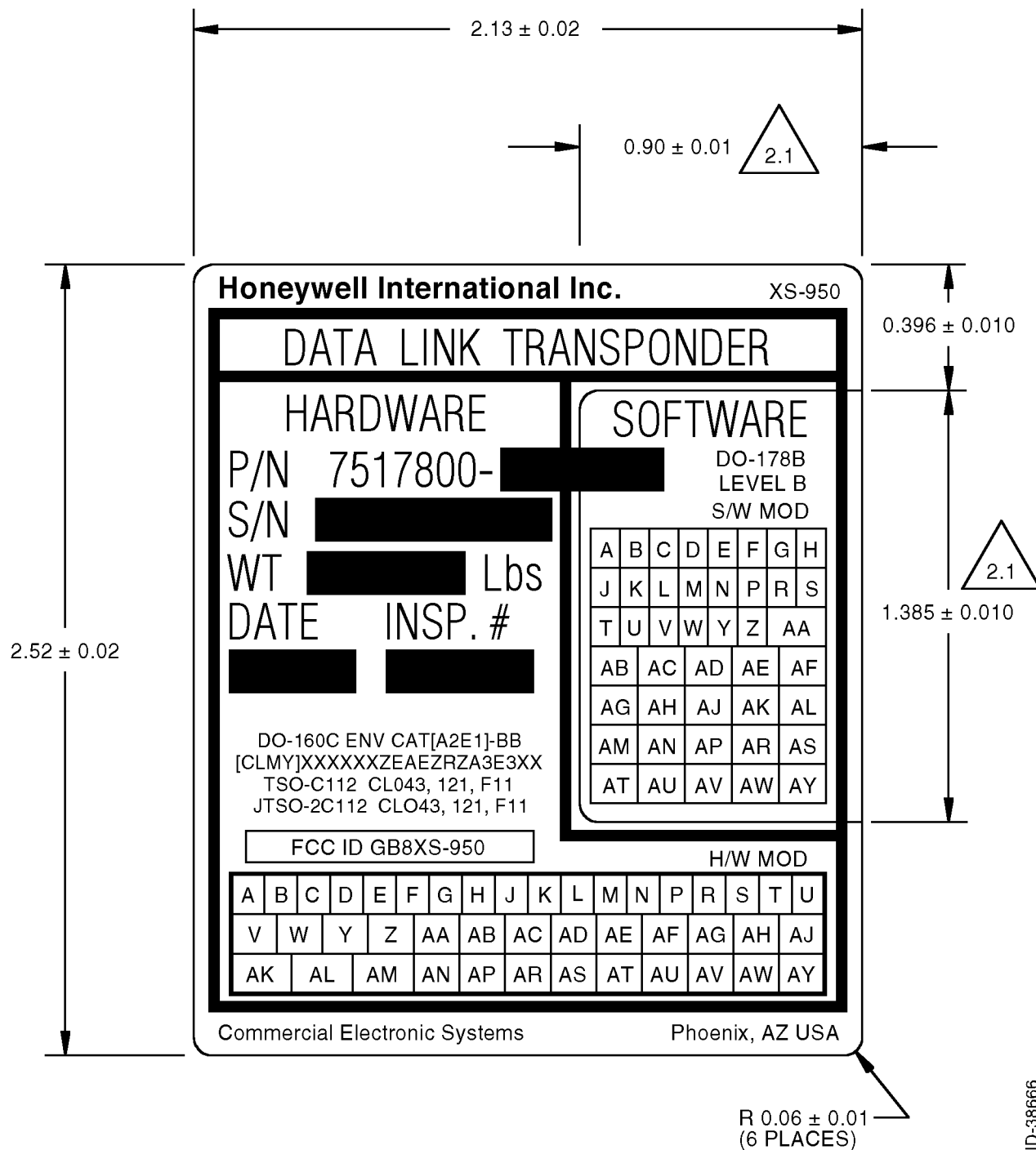


FIGURE 60
7021570-49

Honeywell

SEE FIRST SHEET FOR
CONTRACT NUMBER. USE OR
DISCLOSURE OF INFORMATION ON
THIS SHEET IS SUBJECT TO THE
RESTRICTIONS ON THE FIRST
SHEET OF THIS DOCUMENT.

SIZE

A

CAGE CODE

55939

DRAWING NO.

7021570

REV

BC

SCALE

2/1

UNIT WT

SHEET

62

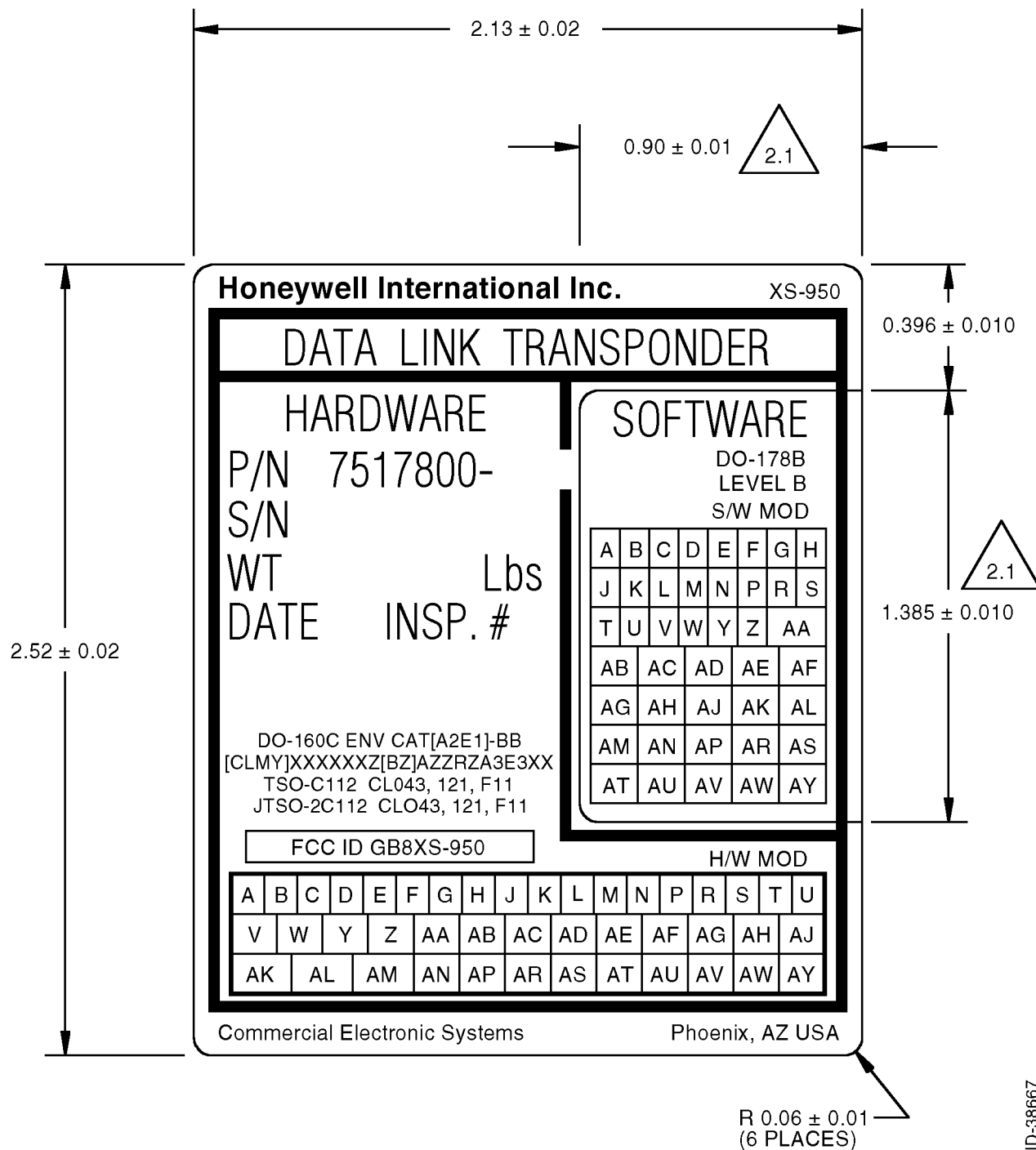


FIGURE 61
7021570-50

Honeywell

SEE FIRST SHEET FOR
CONTRACT NUMBER. USE OR
DISCLOSURE OF INFORMATION ON
THIS SHEET IS SUBJECT TO THE
RESTRICTIONS ON THE FIRST
SHEET OF THIS DOCUMENT.

SIZE

A

CAGE CODE

55939

DRAWING NO.

7021570

REV

BC

SCALE

2/1

UNIT WT

SHEET

63

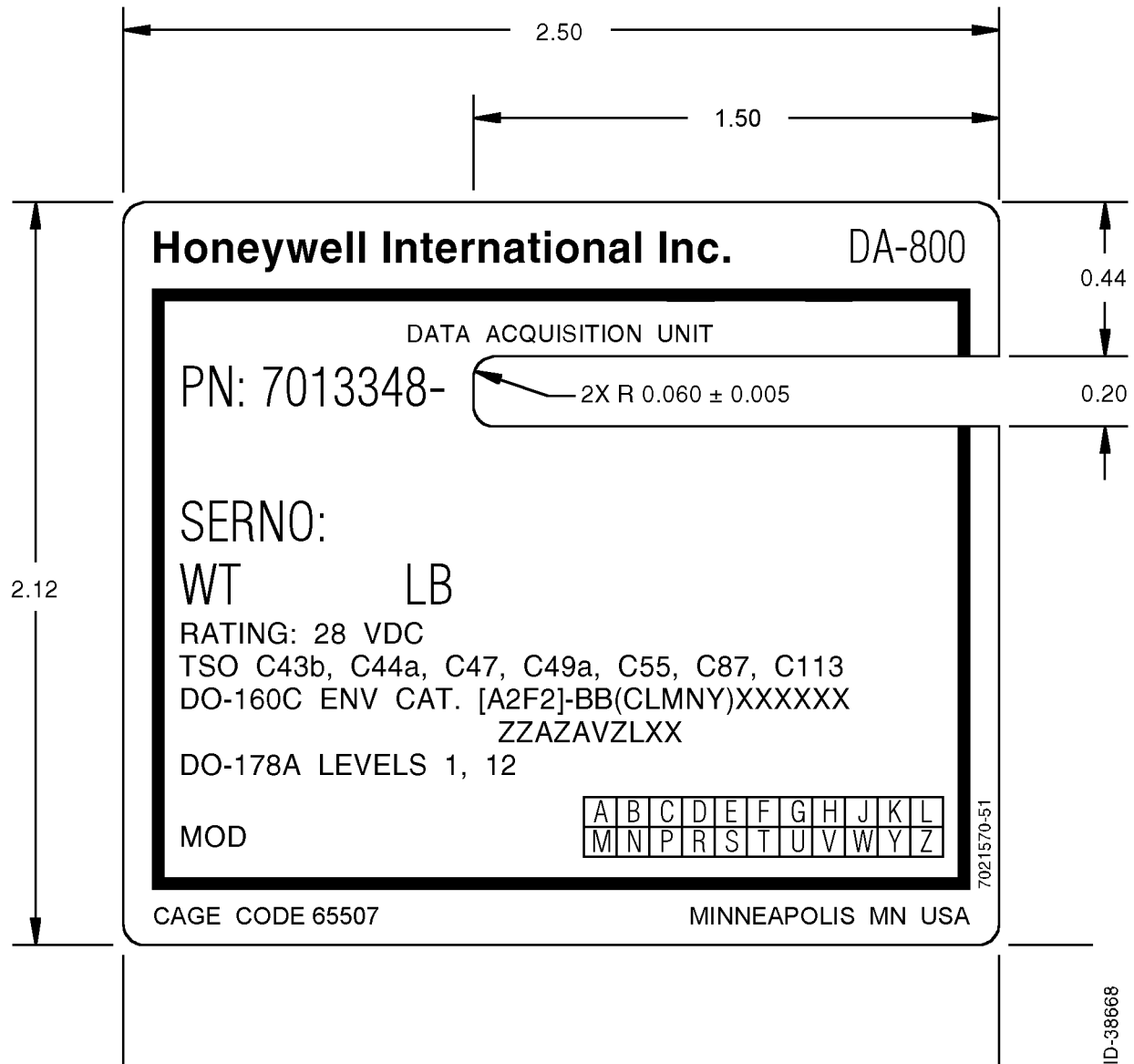


FIGURE 62
7021570-51

Honeywell

SEE FIRST SHEET FOR
CONTRACT NUMBER. USE OR
DISCLOSURE OF INFORMATION ON
THIS SHEET IS SUBJECT TO THE
RESTRICTIONS ON THE FIRST
SHEET OF THIS DOCUMENT.

SIZE

A

CAGE CODE

55939

DRAWING NO.

7021570

REV

BC

SCALE 2/1

UNIT WT

SHEET

64

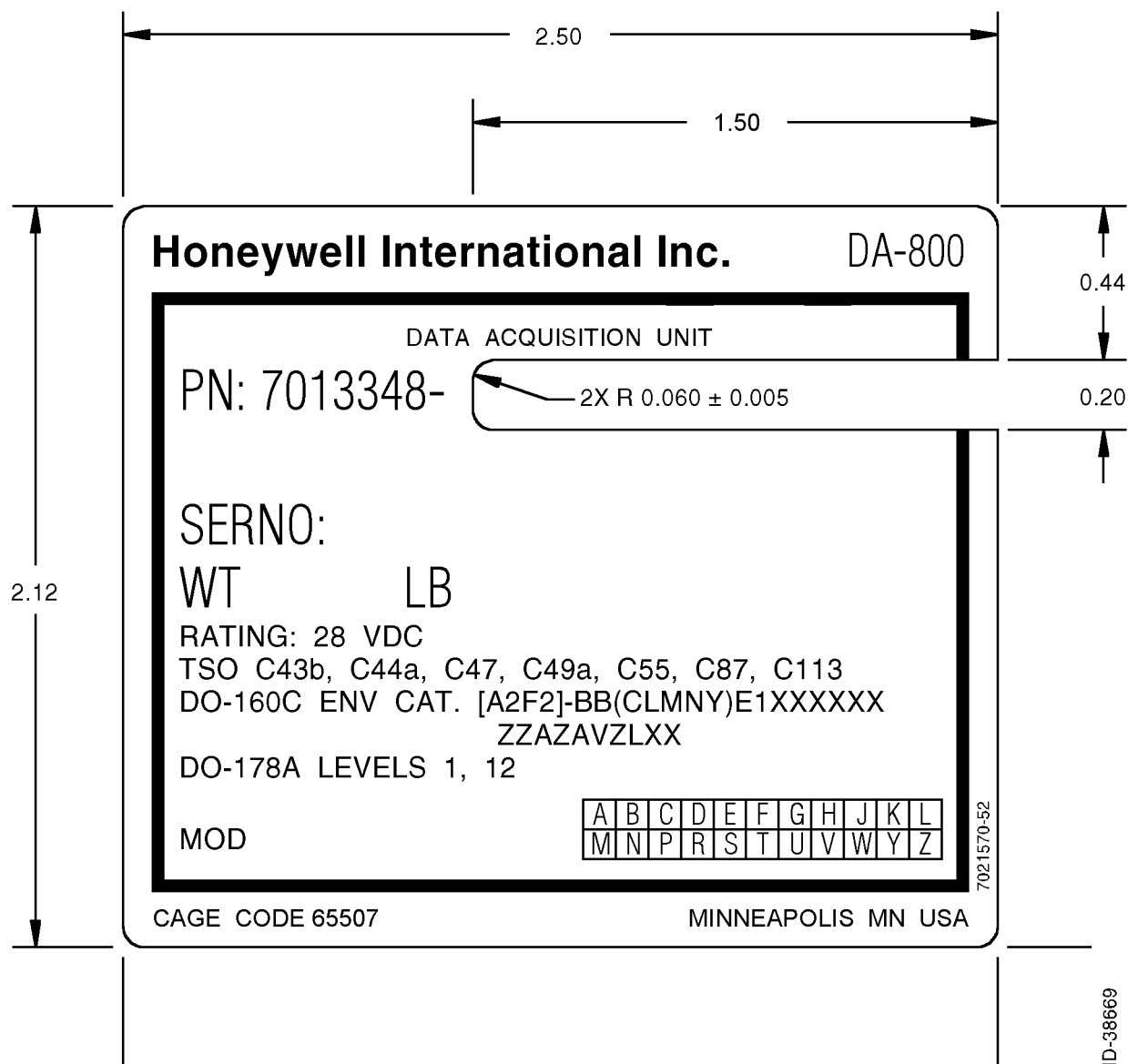


FIGURE 63
7021570-52

Honeywell

SEE FIRST SHEET FOR
CONTRACT NUMBER. USE OR
DISCLOSURE OF INFORMATION ON
THIS SHEET IS SUBJECT TO THE
RESTRICTIONS ON THE FIRST
SHEET OF THIS DOCUMENT.

SIZE

A

CAGE CODE

55939

DRAWING NO.

7021570

REV

BC

SCALE

NONE

UNIT WT

SHEET

65


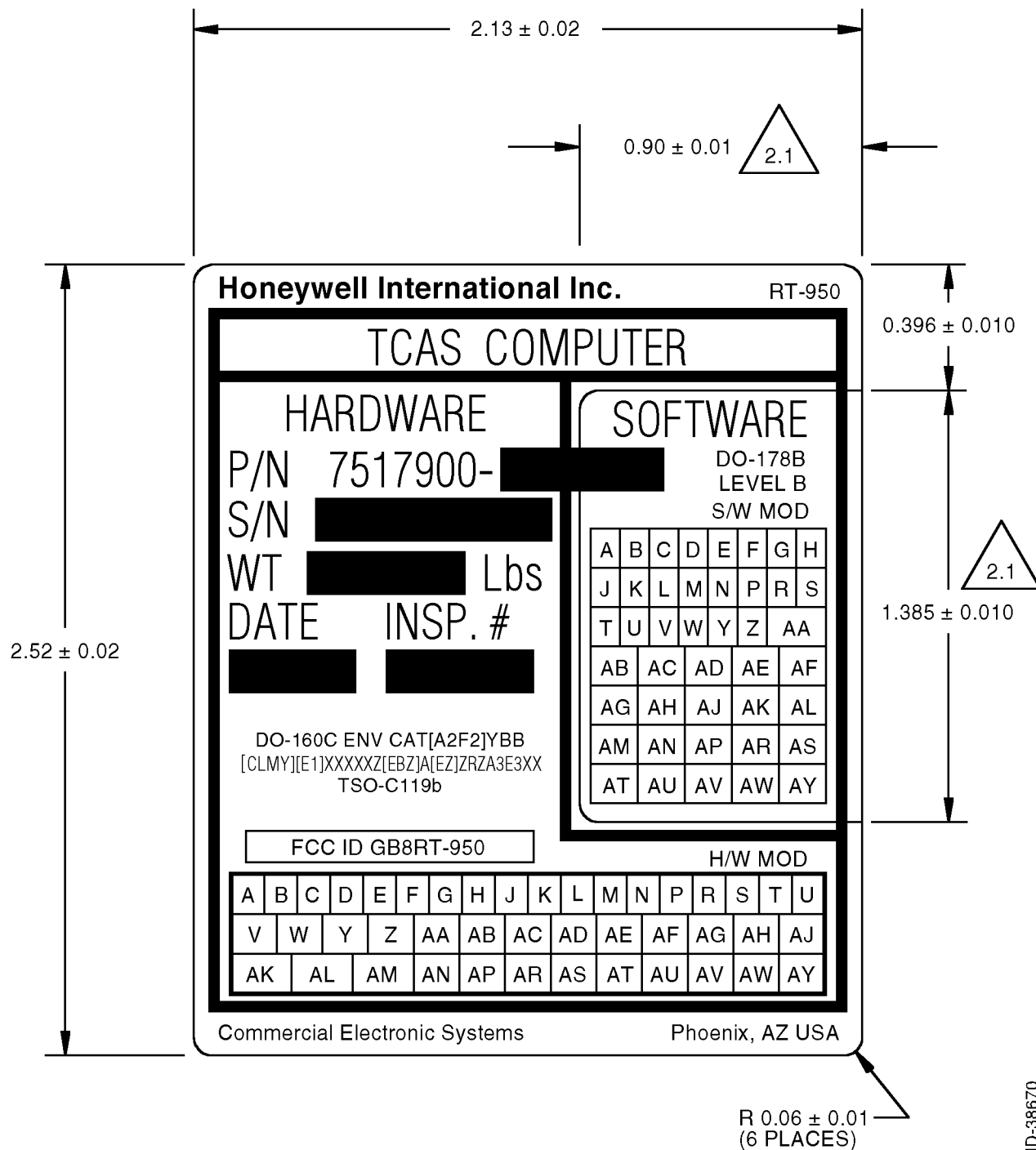


FIGURE 64
7021570-53



ID-38670

FIGURE 65
7021570-54

Honeywell

SEE FIRST SHEET FOR
CONTRACT NUMBER. USE OR
DISCLOSURE OF INFORMATION ON
THIS SHEET IS SUBJECT TO THE
RESTRICTIONS ON THE FIRST
SHEET OF THIS DOCUMENT.

SIZE

A

CAGE CODE

55939

DRAWING NO.

7021570

REV

BC

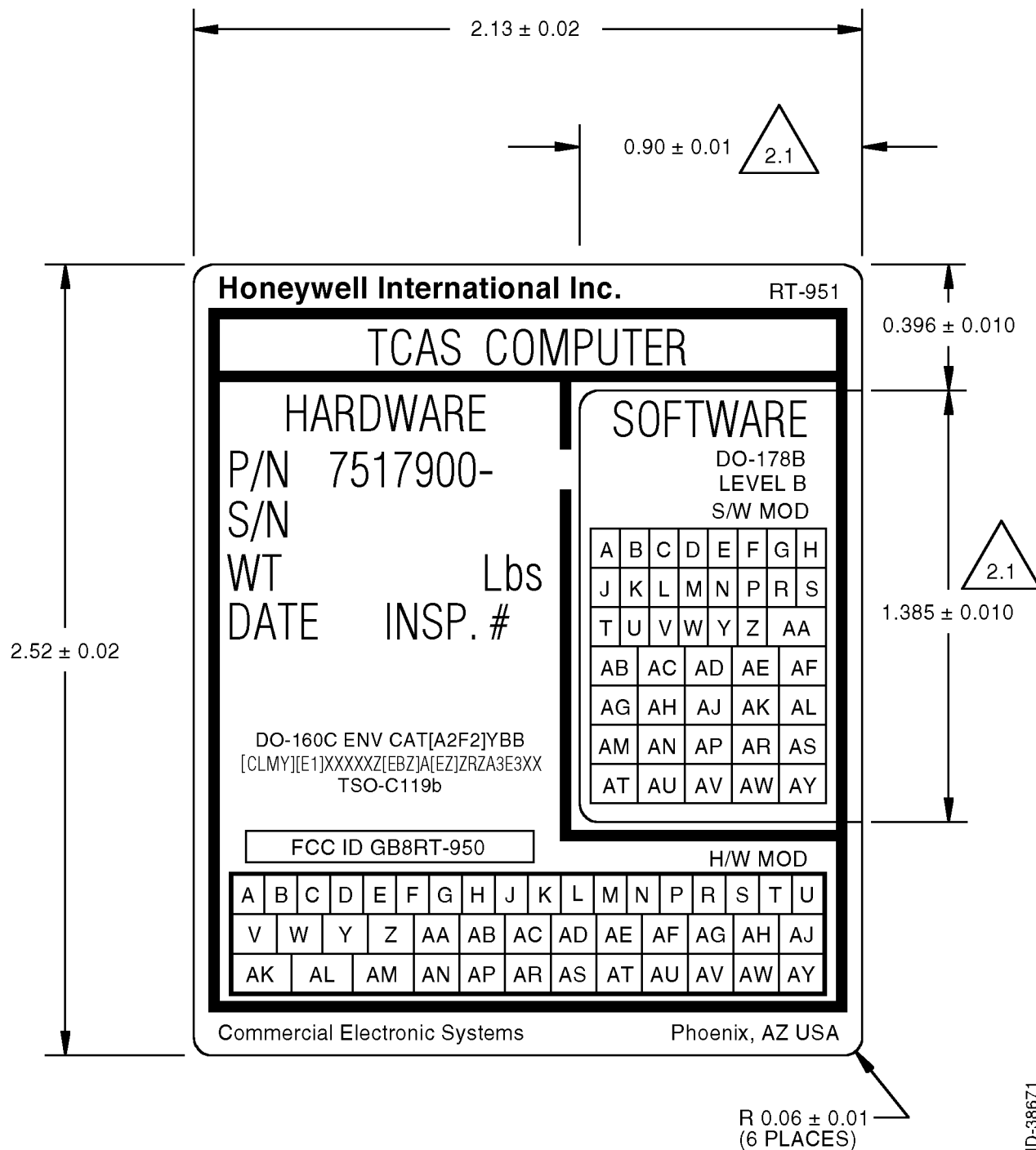
SCALE

NONE

UNIT WT

SHEET

67



ID-38671

FIGURE 66
7021570-55

Honeywell

SEE FIRST SHEET FOR
CONTRACT NUMBER. USE OR
DISCLOSURE OF INFORMATION ON
THIS SHEET IS SUBJECT TO THE
RESTRICTIONS ON THE FIRST
SHEET OF THIS DOCUMENT.

SIZE

A

CAGE CODE

55939

DRAWING NO.

7021570

REV

BC

SCALE

NONE

UNIT WT

SHEET

68

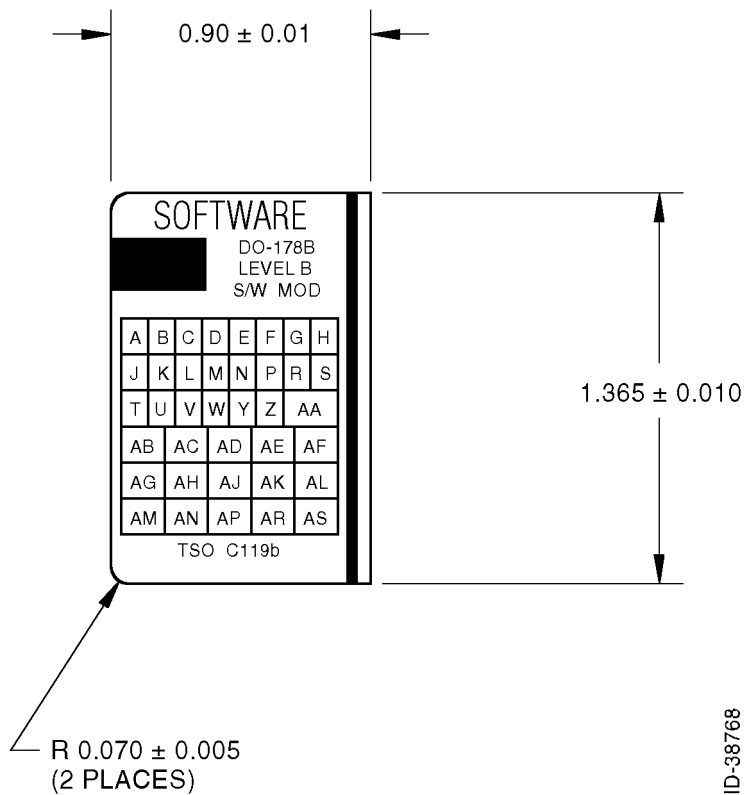
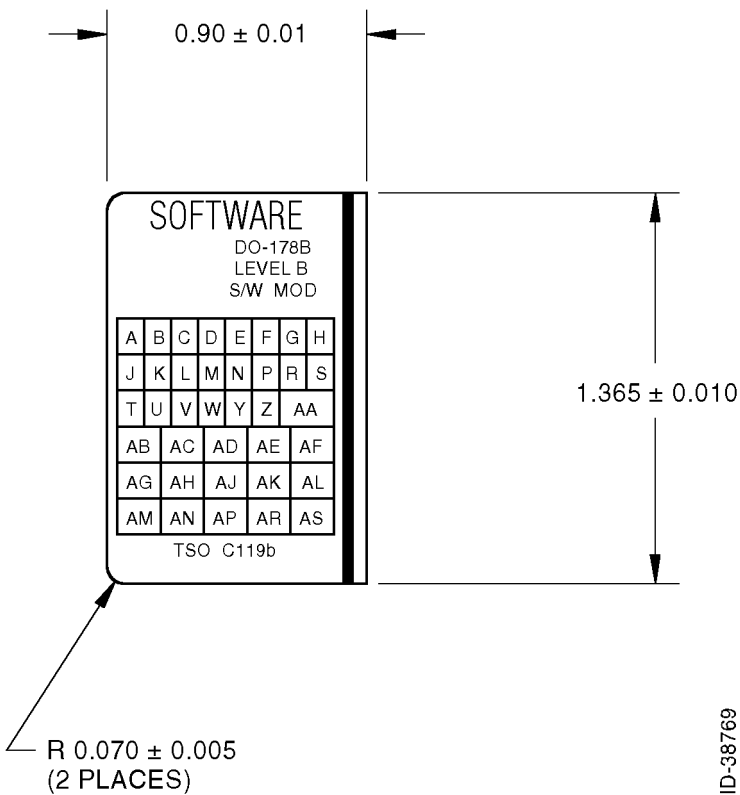


FIGURE 67
7021570-56



ID-38769

FIGURE 68
7021570-57

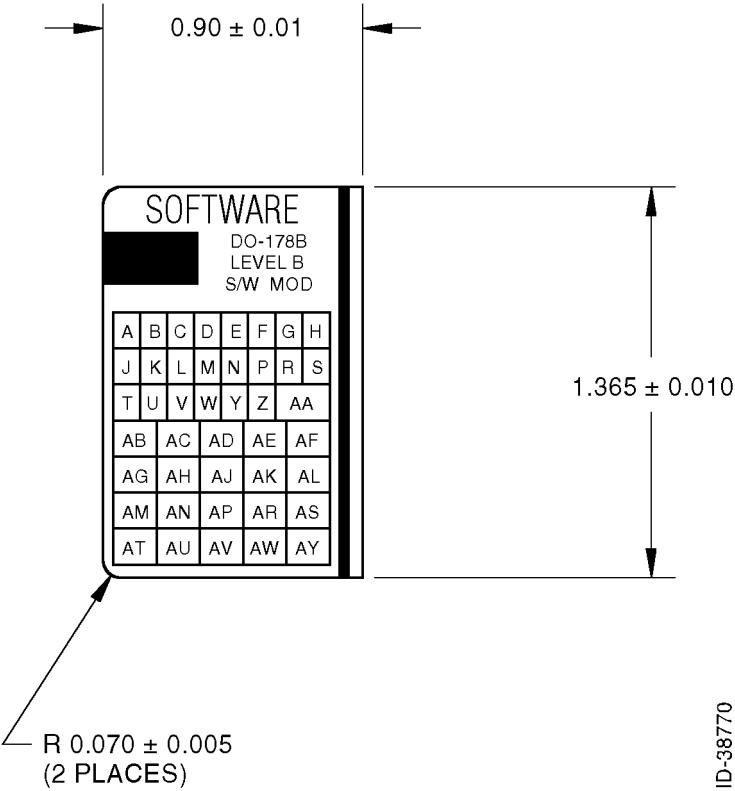


FIGURE 69
7021570-58

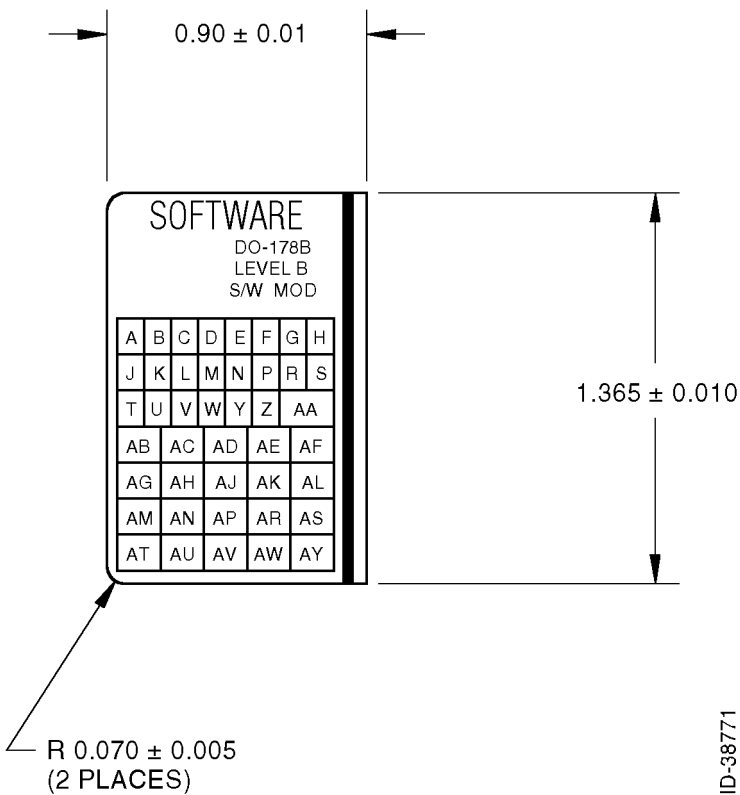


FIGURE 70
7021570-59




FIGURE 71
7021570-115




FIGURE 72
7021570-116

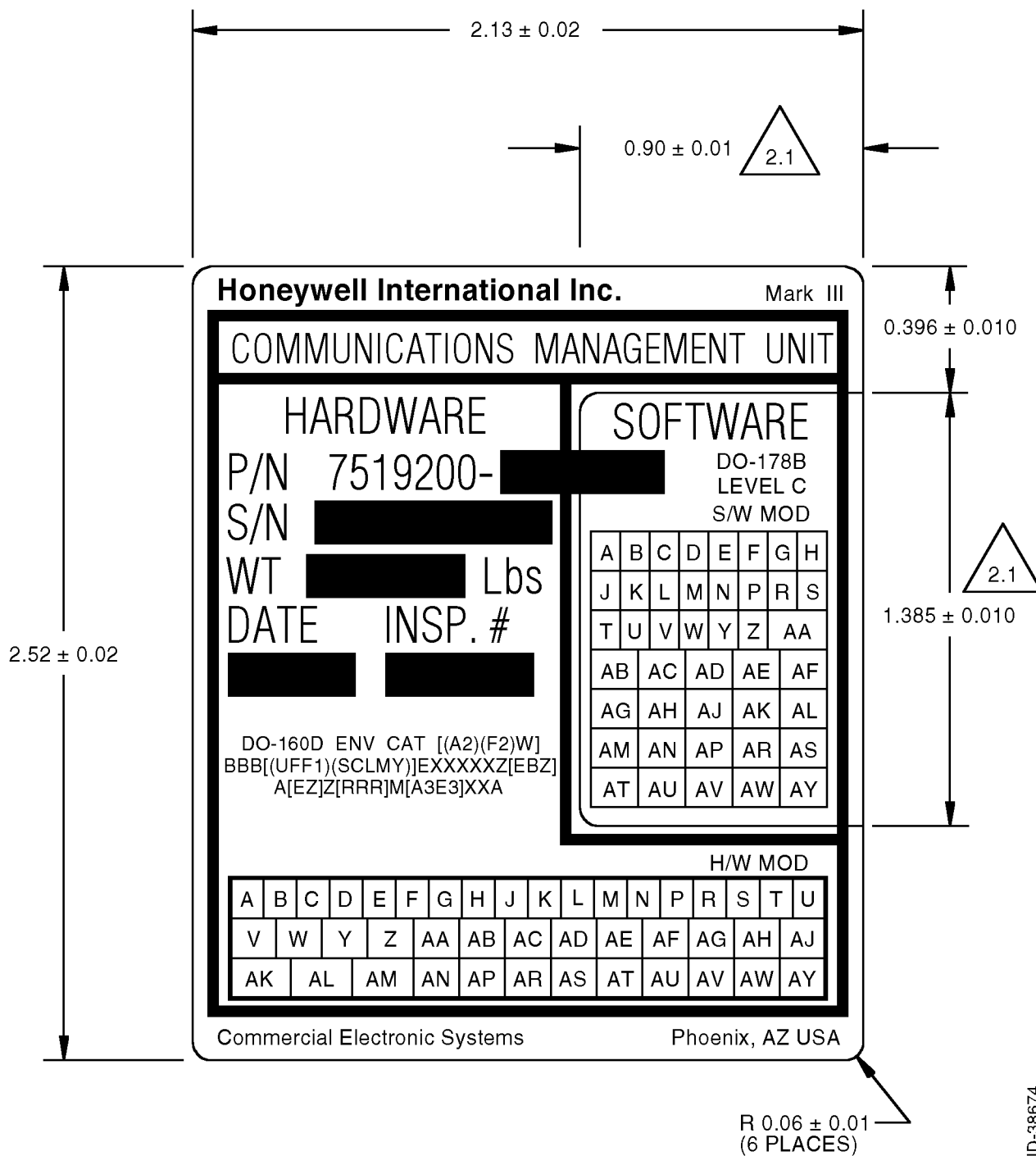


FIGURE 73
7021570-60

Honeywell

SEE FIRST SHEET FOR
CONTRACT NUMBER. USE OR
DISCLOSURE OF INFORMATION ON
THIS SHEET IS SUBJECT TO THE
RESTRICTIONS ON THE FIRST
SHEET OF THIS DOCUMENT.

SIZE

A

CAGE CODE

55939

DRAWING NO.

7021570

REV

BC

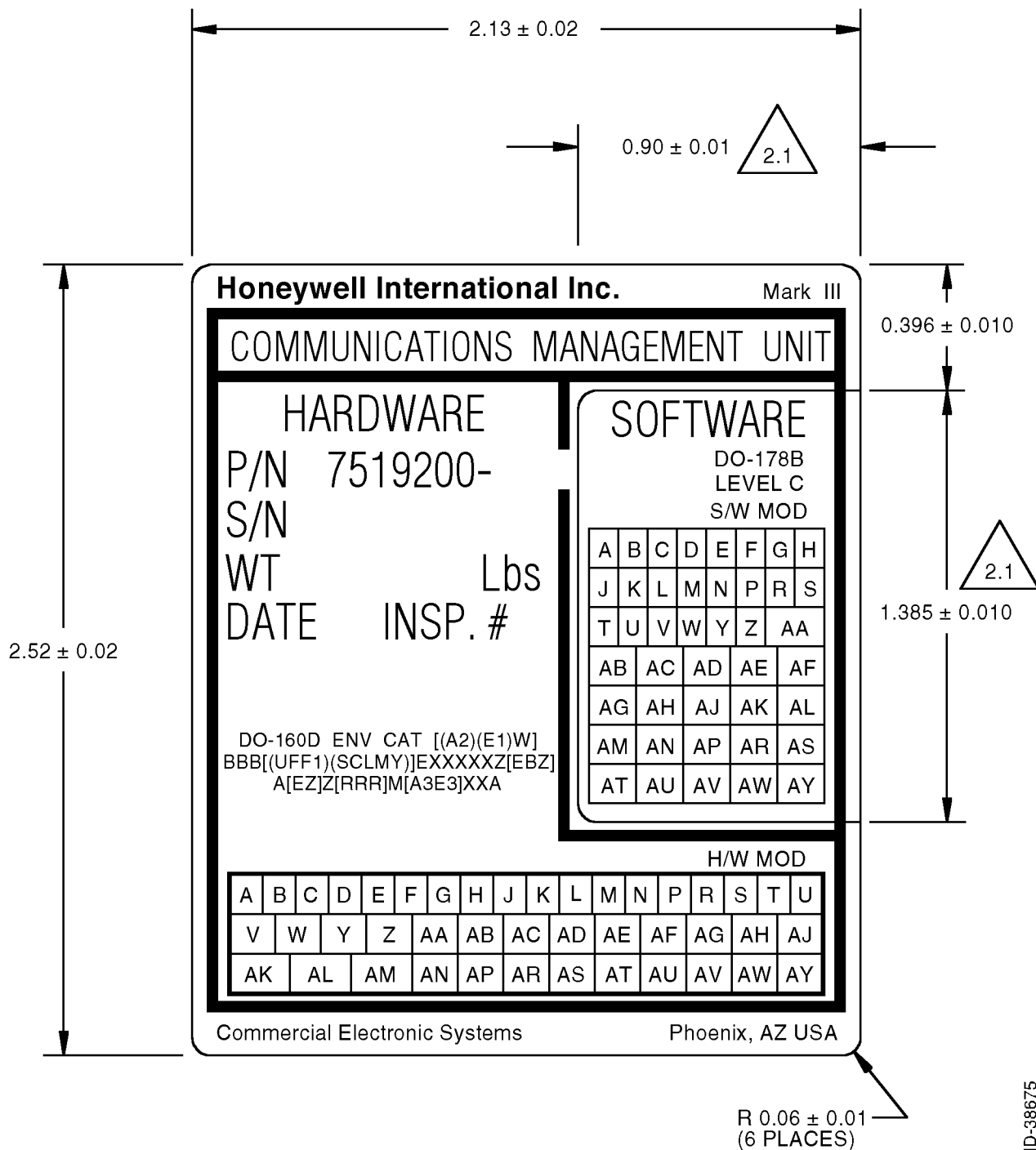
SCALE

NONE

UNIT WT

SHEET

75



ID-38675

FIGURE 74
7021570-61

Honeywell

SEE FIRST SHEET FOR
CONTRACT NUMBER. USE OR
DISCLOSURE OF INFORMATION ON
THIS SHEET IS SUBJECT TO THE
RESTRICTIONS ON THE FIRST
SHEET OF THIS DOCUMENT.

SIZE

A

CAGE CODE

55939

DRAWING NO.

7021570

REV

BC

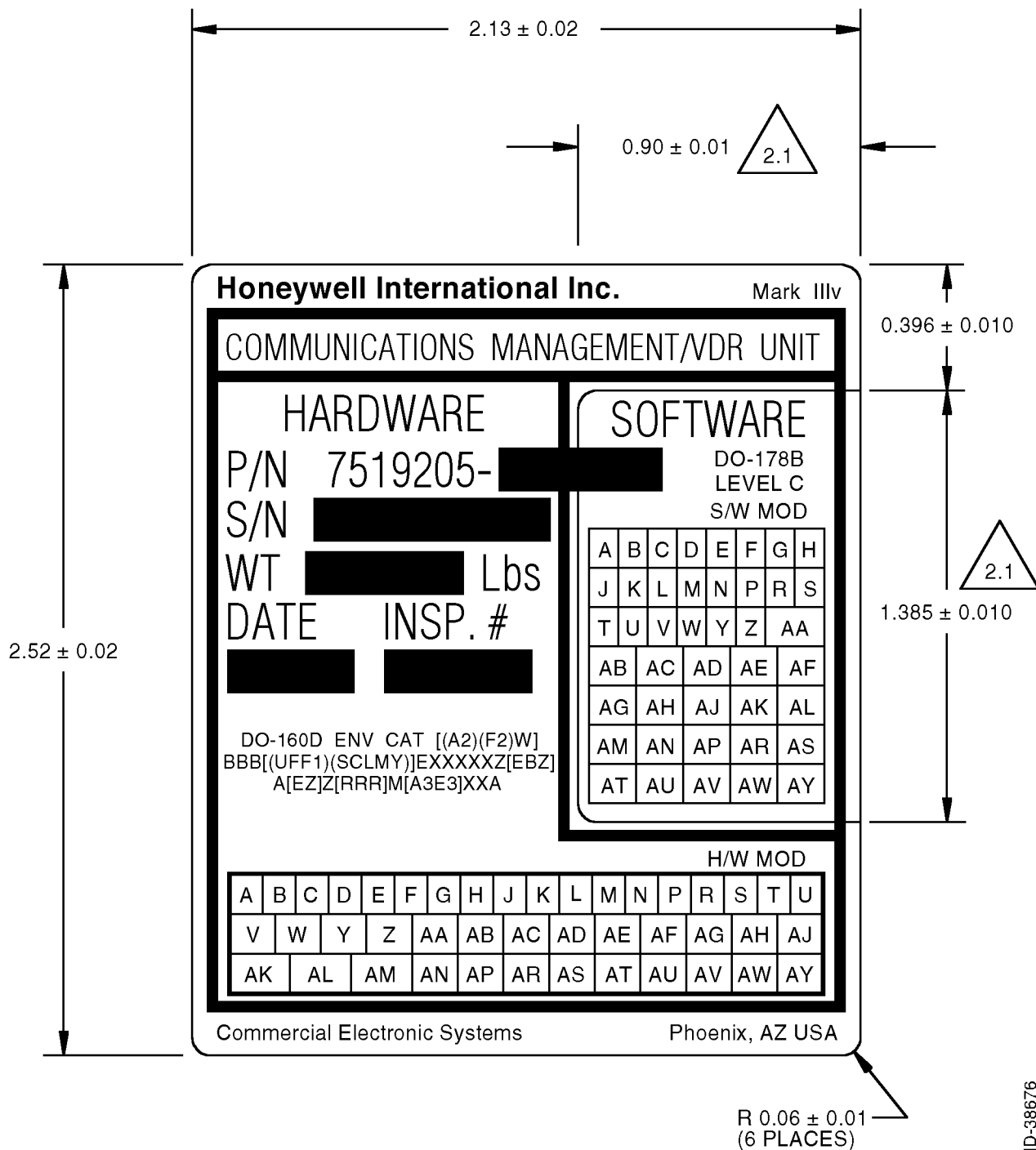
SCALE

NONE

UNIT WT

SHEET

76



ID-38676

FIGURE 75
7021570-62

Honeywell

SEE FIRST SHEET FOR
CONTRACT NUMBER. USE OR
DISCLOSURE OF INFORMATION ON
THIS SHEET IS SUBJECT TO THE
RESTRICTIONS ON THE FIRST
SHEET OF THIS DOCUMENT.

SIZE

A

CAGE CODE

55939

DRAWING NO.

7021570

REV

BC

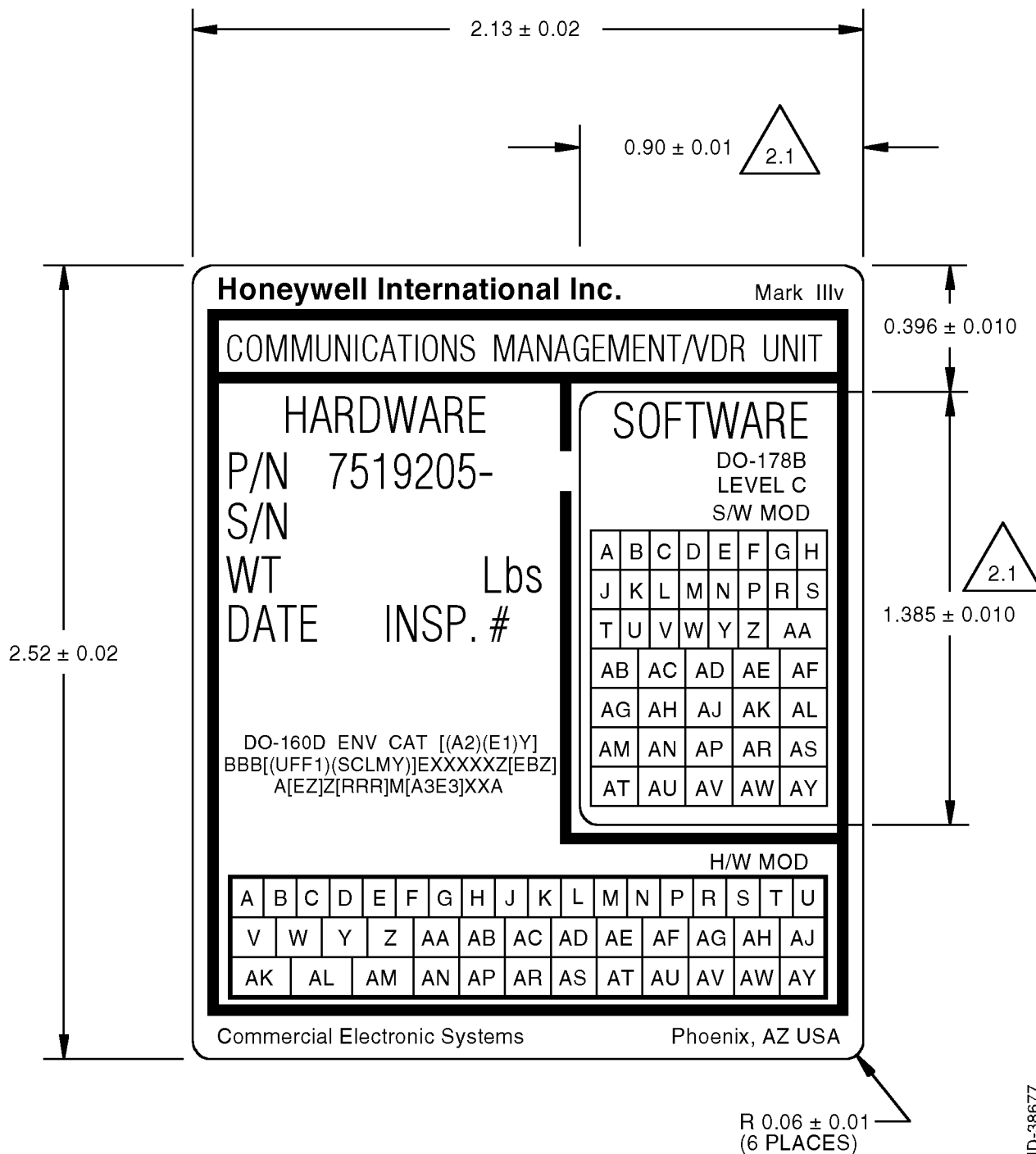
SCALE

NONE

UNIT WT

SHEET

77



ID-38677

FIGURE 76
7021570-63

Honeywell

SEE FIRST SHEET FOR
CONTRACT NUMBER. USE OR
DISCLOSURE OF INFORMATION ON
THIS SHEET IS SUBJECT TO THE
RESTRICTIONS ON THE FIRST
SHEET OF THIS DOCUMENT.

SIZE

A

CAGE CODE

55939

DRAWING NO.

7021570

REV

BC

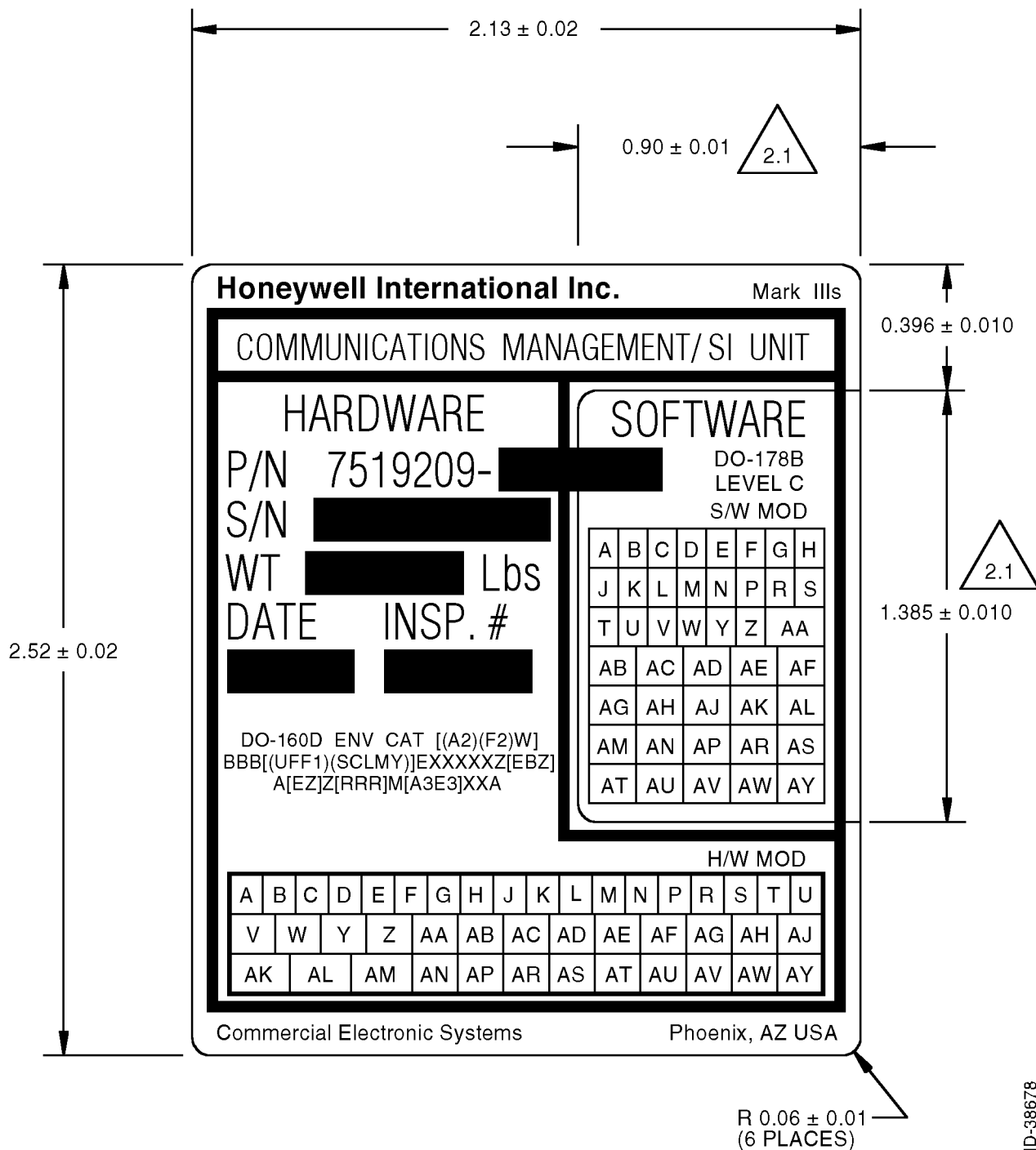
SCALE

NONE

UNIT WT

SHEET

78



ID-38678

FIGURE 77
7021570-64

Honeywell

SEE FIRST SHEET FOR
CONTRACT NUMBER. USE OR
DISCLOSURE OF INFORMATION ON
THIS SHEET IS SUBJECT TO THE
RESTRICTIONS ON THE FIRST
SHEET OF THIS DOCUMENT.

SIZE

A

CAGE CODE

55939

DRAWING NO.

7021570

REV

BC

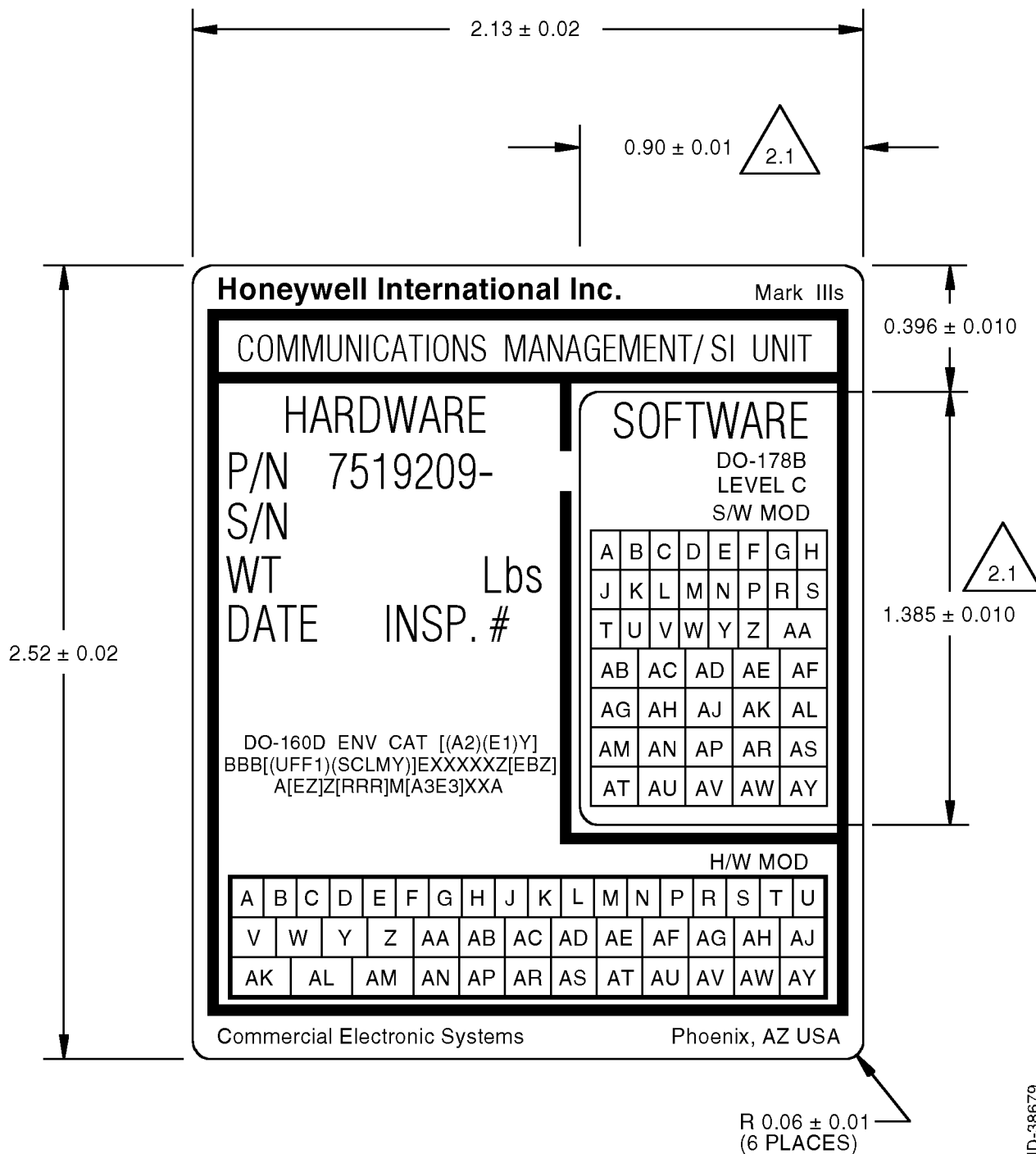
SCALE

NONE

UNIT WT

SHEET

79



ID-38679

FIGURE 78
7021570-65

Honeywell

SEE FIRST SHEET FOR
CONTRACT NUMBER. USE OR
DISCLOSURE OF INFORMATION ON
THIS SHEET IS SUBJECT TO THE
RESTRICTIONS ON THE FIRST
SHEET OF THIS DOCUMENT.

SIZE

A

CAGE CODE

55939

DRAWING NO.

7021570

REV

BC

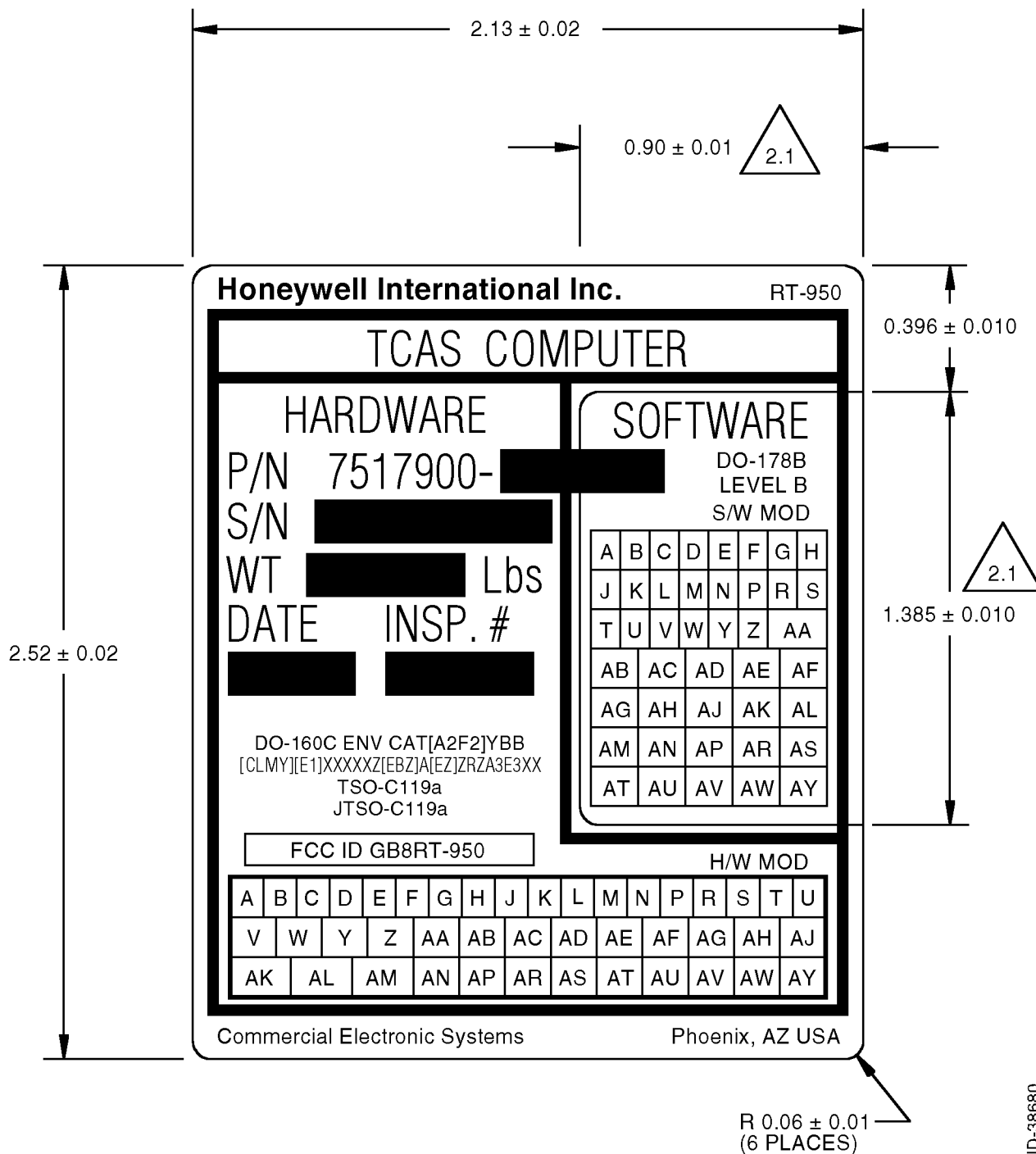
SCALE

NONE

UNIT WT

SHEET

80



ID-38680

FIGURE 79
7021570-66

Honeywell

SEE FIRST SHEET FOR
CONTRACT NUMBER. USE OR
DISCLOSURE OF INFORMATION ON
THIS SHEET IS SUBJECT TO THE
RESTRICTIONS ON THE FIRST
SHEET OF THIS DOCUMENT.

SIZE

A

CAGE CODE

55939

DRAWING NO.

7021570

REV

BC

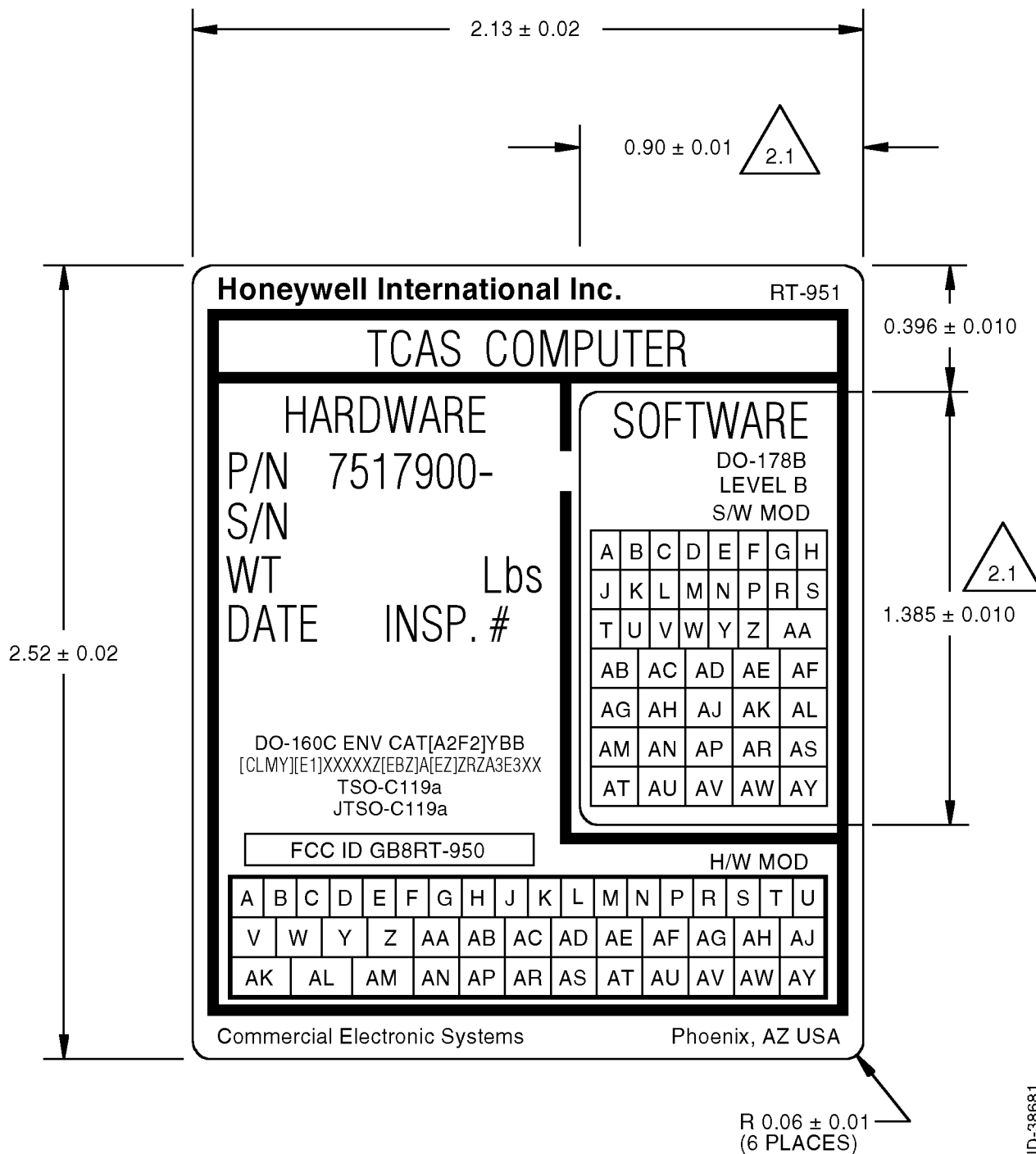
SCALE

NONE

UNIT WT

SHEET

81



ID-38681

FIGURE 80
7021570-67

Honeywell

SEE FIRST SHEET FOR
CONTRACT NUMBER. USE OR
DISCLOSURE OF INFORMATION ON
THIS SHEET IS SUBJECT TO THE
RESTRICTIONS ON THE FIRST
SHEET OF THIS DOCUMENT.

SIZE

A

CAGE CODE

55939

DRAWING NO.

7021570

REV

BC

SCALE

NONE

UNIT WT

SHEET

82

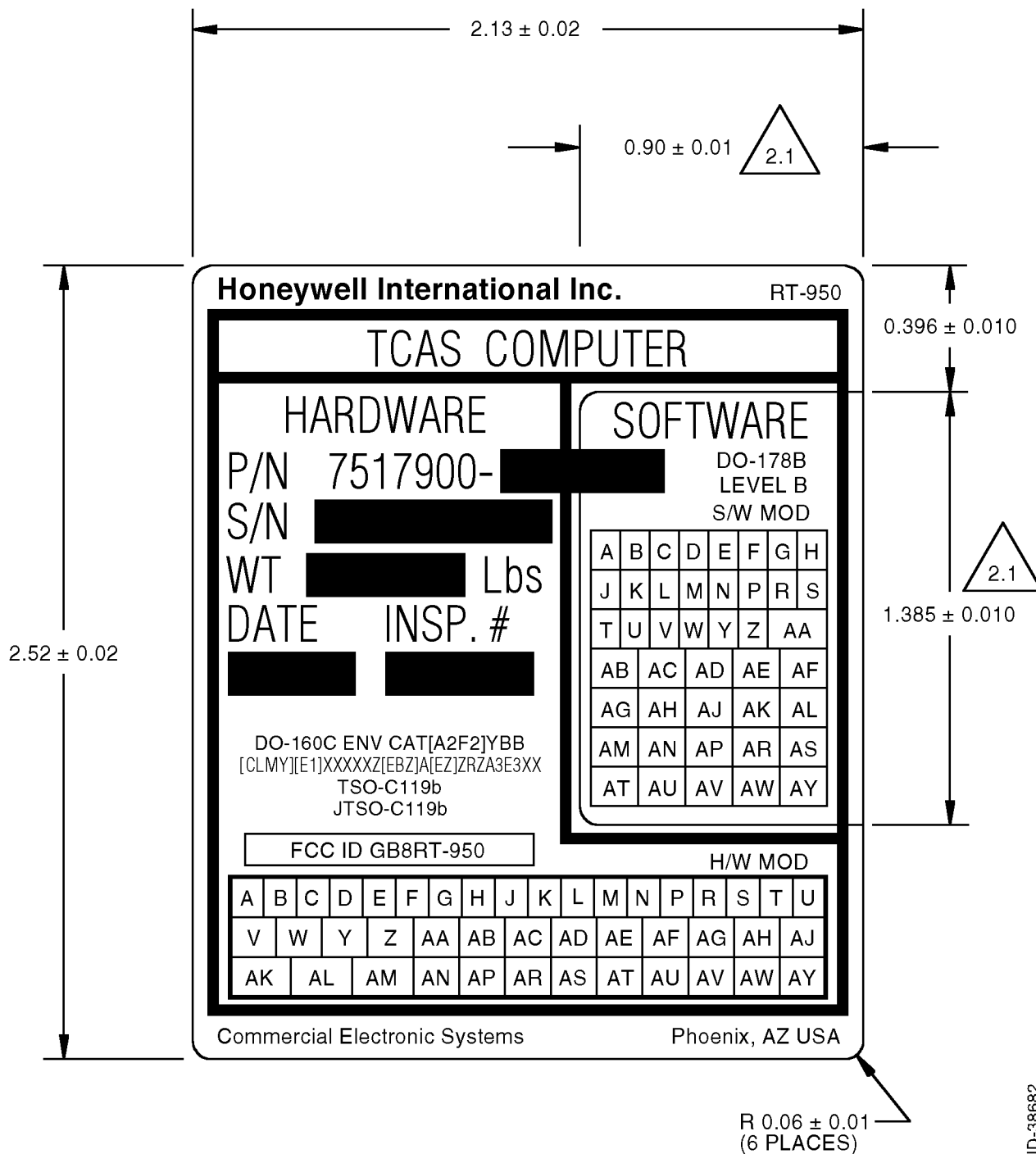


FIGURE 81
7021570-68

Honeywell

SEE FIRST SHEET FOR
CONTRACT NUMBER. USE OR
DISCLOSURE OF INFORMATION ON
THIS SHEET IS SUBJECT TO THE
RESTRICTIONS ON THE FIRST
SHEET OF THIS DOCUMENT.

SIZE

A

CAGE CODE

55939

DRAWING NO.

7021570

REV

BC

SCALE

NONE

UNIT WT

SHEET

83

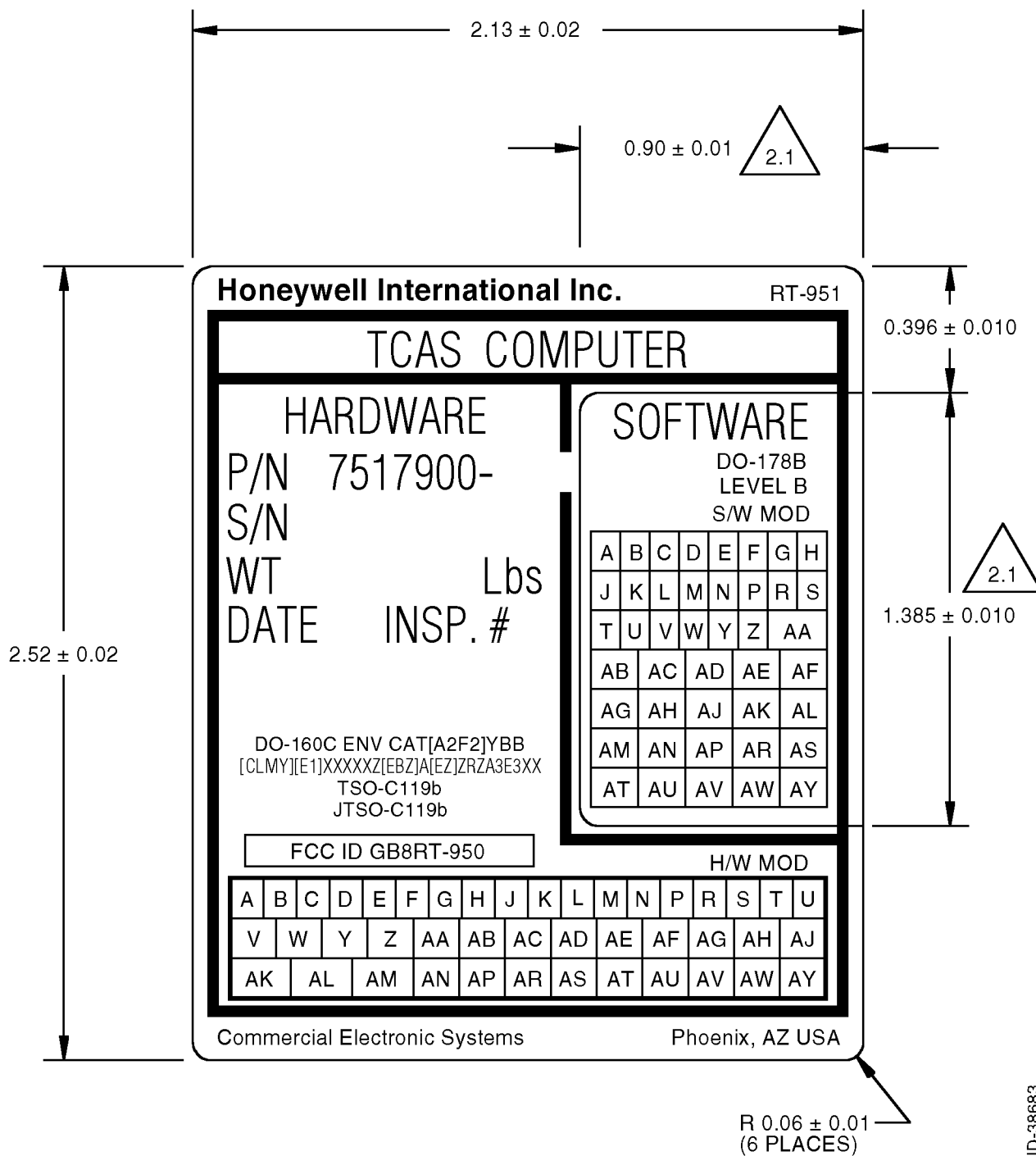


FIGURE 82
7021570-69

Honeywell

SEE FIRST SHEET FOR
CONTRACT NUMBER. USE OR
DISCLOSURE OF INFORMATION ON
THIS SHEET IS SUBJECT TO THE
RESTRICTIONS ON THE FIRST
SHEET OF THIS DOCUMENT.

SIZE

A

CAGE CODE

55939

DRAWING NO.

7021570

REV

BC

SCALE

NONE

UNIT WT

SHEET

84

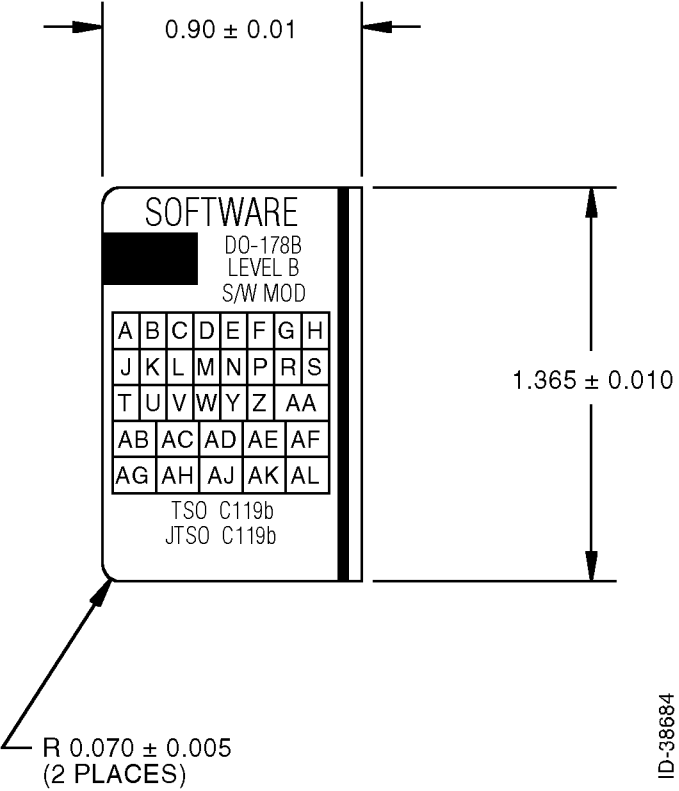


FIGURE 83
7021570-70

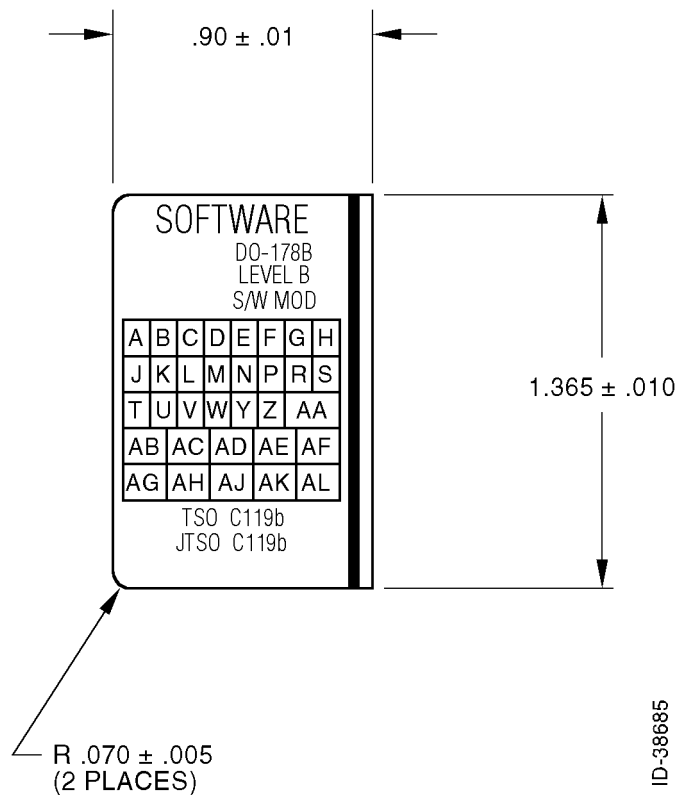
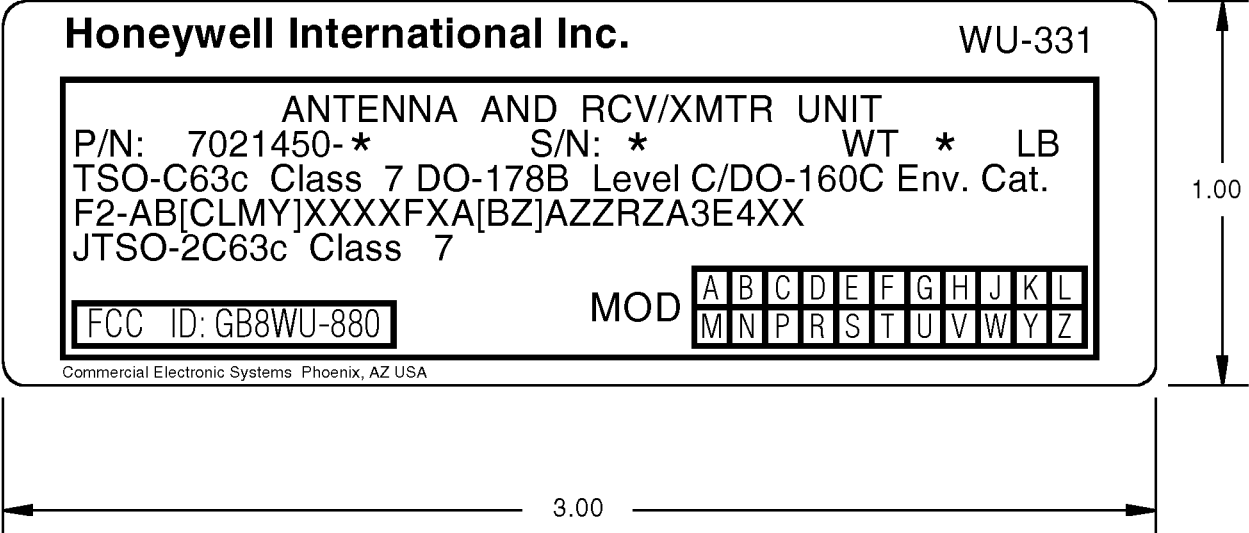


FIGURE 84
7021570-71



"" INDICATES INFORMATION WHICH IS VARIABLE AND IS DETERMINED AS PART OF THE FINAL ASSEMBLY PROCESS.

ID-38630

FIGURE 85
7021570-117

Honeywell	SEE FIRST SHEET FOR CONTRACT NUMBER. USE OR DISCLOSURE OF INFORMATION ON THIS SHEET IS SUBJECT TO THE RESTRICTIONS ON THE FIRST SHEET OF THIS DOCUMENT.	SIZE A	CAGE CODE 55939	DRAWING NO. 7021570	REV BD
		SCALE NONE	UNIT WT	SHEET 87	

TABLE I
FIGURE AND COLORS

HONEYWELL PART NUMBER	FIGURE NUMBER	ARTWORK NUMBER	DESCRIPTION	BACKGROUND COLOR	CHARACTER & LINE COLOR
7021570-1	FIGURE 1	GT7021570-1	RF-600, HDWR	(BLACK) 1.2.1.1	(ALUMINUM) 1.2.2.2
7021570-2	FIGURE 2	GT7021570-2	SD-600, HDWR	(BLACK) 1.2.1.1	(ALUMINUM) 1.2.2.2
7021570-3	FIGURE 3	GT7021570-3	HP-600, HDWR	(BLACK) 1.2.1.1	(ALUMINUM) 1.2.2.2
7021570-4	FIGURE 4	GT7021570-4	RF-600, HDWR	(ALUMINUM) 1.2.1.2	(BLACK) 1.2.2.1
7021570-5	FIGURE 5	GT7021570-5	SD-600, HDWR	(ALUMINUM) 1.2.1.2	(BLACK) 1.2.2.1
7021570-6	FIGURE 6	GT7021570-6	HP-600, HDWR	(ALUMINUM) 1.2.1.2	(BLACK) 1.2.2.1
7021570-7	FIGURE 7	GT7021570-7	S/W, LEVEL 2	(BLACK) 1.2.1.1	(ALUMINUM) 1.2.2.2
7021570-8	FIGURE 8	GT7021570-8	S/W, LEVEL 3	(BLACK) 1.2.1.1	(ALUMINUM) 1.2.2.2
7021570-9	FIGURE 9	GT7021570-9	S/W, LEVEL 2	(ALUMINUM) 1.2.1.2	(BLACK) 1.2.2.1
7021570-10	FIGURE 10	GT7021570-10	S/W, LEVEL 3	(ALUMINUM) 1.2.1.2	(BLACK) 1.2.2.1
7021570-11	FIGURE 11	GT7021570-11	RF-600 HDWR, S/W LEVEL 3	(BLACK) 1.2.1.1	(ALUMINUM) 1.2.2.2
7021570-12	FIGURE 12	GT7021570-12	SD-600 HDWR, S/W LEVEL 3	(BLACK) 1.2.1.1	(ALUMINUM) 1.2.2.2
7021570-13	FIGURE 13	GT7021570-13	HP-600 HDWR, S/W LEVEL 3	(BLACK) 1.2.1.1	(ALUMINUM) 1.2.2.2
7021570-14	FIGURE 14	GT7021570-14	XS-950 HDWR, S/W LEVEL B	(BLACK) 1.2.1.1	(ALUMINUM) 1.2.2.2
7021570-15	FIGURE 15	GT7021570-15	XS-950 HDWR, S/W LEVEL B	(ALUMINUM) 1.2.1.2	(BLACK) 1.2.2.1
7021570-16	FIGURE 16	GT7021570-16	DA-800	(ALUMINUM) 1.2.1.2	(BLACK) 1.2.2.1
7021570-17	FIGURE 17	GT7021570-17	DA-800 DASH NO.	(ALUMINUM) 1.2.1.2	(BLACK) 1.2.2.1
7021570-18	FIGURE 18	GT7021570-18	DA-800	(ALUMINUM) 1.2.1.2	(BLACK) 1.2.2.1
7021570-22	FIGURE 22	GT7021570-22	CM-250 HDWR S/W LEVEL	(METALLIZED) 1.2.1.3	(BLACK) 1.2.2.3
7021570-23	FIGURE 23	GT7021570-23	RT-950 HDWR S/W LEVEL B	(BLACK) 1.2.1.1	(ALUMINUM) 1.2.2.2
7021570-24	FIGURE 24	GT7021570-24	RT-951 HDWR S/W LEVEL B	(ALUMINUM) 1.2.1.2	(BLACK) 1.2.2.1
7021570-25	FIGURE 25	GT7021570-25	HP-700 HDWR S/W LEVEL C	(BLACK) 1.2.1.1	(ALUMINUM) 1.2.2.2
7021570-26	FIGURE 26	GT7021570-26	HP-700 HDWR S/W LEVEL C	(ALUMINUM) 1.2.1.2	(BLACK) 1.2.2.1
7021570-27	FIGURE 27	GT7021570-27	S/W LEVEL D	(BLACK) 1.2.1.1	(ALUMINUM) 1.2.2.2.

Honeywell	SEE FIRST SHEET FOR CONTRACT NUMBER. USE OR DISCLOSURE OF INFORMATION ON THIS SHEET IS SUBJECT TO THE RESTRICTIONS ON THE FIRST SHEET OF THIS DOCUMENT.	SIZE	CAGE CODE	DRAWING NO.		REV
		A	55939	7021570		BD
		SCALE	NONE	UNIT WT	SHEET	88

DWG NO.	7021570	SH	89	TABLE I (CONT) FIGURE AND COLORS		
HONEYWELL PART NUMBER	FIGURE NUMBER	ARTWORK NUMBER	DESCRIPTION	BACKGROUND COLOR	CHARACTER & LINE COLOR	
7021570-28	FIGURE 39	GT7021570-28	S/W LEVEL D	(ALUMINUM) 1.2.1.2	(BLACK) 1.2.2.1	
7021570-29	FIGURE 40	GT7021570-29	RF-600 S/W LEVEL 3	(ALUMINUM) 1.2.1.2	(BLACK) 1.2.2.1	
7021570-30	FIGURE 41	GT7021570-30	SD-600 S/W LEVEL 3	(ALUMINUM) 1.2.1.2	(BLACK) 1.2.2.1	
7021570-31	FIGURE 42	GT7021570-31	HP-600 S/W LEVEL 3	(ALUMINUM) 1.2.1.2	(BLACK) 1.2.2.1	
7021570-32	FIGURE 43	GT7021570-32	RF-600 S/W LEVEL D	(BLACK) 1.2.1.1	(ALUMINUM) 1.2.2.2	
7021570-33	FIGURE 44	GT7021570-33	RF-600 S/W LEVEL D	(ALUMINUM) 1.2.1.2	(BLACK) 1.2.2.1	
7021570-34	FIGURE 45	GT7021570-34	RF-600 S/W LEVEL D	(BLACK) 1.2.1.1	(ALUMINUM) 1.2.2.2	
7021570-35	FIGURE 46	GT7021570-35	SD-600 S/W LEVEL D	(ALUMINUM) 1.2.1.2	(BLACK) 1.2.2.1	
7021570-36	FIGURE 47	GT7021570-36	HP-600 S/W LEVEL D	(BLACK) 1.2.1.1	(ALUMINUM) 1.2.2.2	
7021570-37	FIGURE 48	GT7021570-37	HP-600 S/W LEVEL D	(ALUMINUM) 1.2.1.2	(BLACK) 1.2.2.1	
7021570-38	FIGURE 49	GT7021570-38	S/W LEVEL C	(BLACK) 1.2.1.1	(ALUMINUM) 1.2.2.2	
7021570-39	FIGURE 50	GT7021570-39	S/W LEVEL C	(ALUMINUM) 1.2.1.2	(BLACK) 1.2.2.1	
7021570-40	FIGURE 51	GT7021570-40	SD-700 S/W LEVEL D	(BLACK) 1.2.1.1	(ALUMINUM) 1.2.2.2	
7021570-41	FIGURE 52	GT7021570-41	SD-700 S/W LEVEL D	(ALUMINUM) 1.2.1.2	(BLACK) 1.2.2.1	
7021570-42	FIGURE 53	GT7021570-42	CM-250 S/W LEVEL C	(BLACK) 1.2.1.1	(ALUMINUM) 1.2.2.2	
7021570-43	FIGURE 54	GT7021570-43	CM-250 S/W LEVEL C	(ALUMINUM) 1.2.1.2	(BLACK) 1.2.2.1	
7021570-44	FIGURE 55	GT7021570-44	RT-952 HDWR S/W LEVEL B	(ALUMINUM) 1.2.1.2	(BLACK) 1.2.2.1	
7021570-45	FIGURE 56	GT7021570-45	XS-950S/I HDWR, S/W LEVEL B	(BLACK) 1.2.1.1	(ALUMINUM) 1.2.2.1	
7021570-46	FIGURE 57	GT7021570-46	XS-950S/I HDWR, S/W LEVEL B	(ALUMINUM) 1.2.1.2	(BLACK) 1.2.2.1	
7021570-47	FIGURE 58	GT7021570-47	MR-400 S/W LEVEL E	(BLACK) 1.2.1.1	(ALUMINUM) 1.2.2.2	
7021570-48	FIGURE 59	GT7021570-48	MR-400 S/W LEVEL E	(ALUMINUM) 1.2.1.2	(BLACK) 1.2.2.1	
7021570-49	FIGURE 49	GT7021570-49	XS-950I HDWR, S/W LEVEL B	(BLACK) 1.2.1.1	(ALUMINUM) 1.2.2.2	
7021570-50	FIGURE 50	GT7021570-50	XS-950I HDWR, S/W LEVEL B	(ALUMINUM) 1.2.1.2	(BLACK) 1.2.2.1	
7021570-51	FIGURE 62	GT7021570-51	DA-800	(ALUMINUM) 1.2.1.2	(BLACK) 1.2.2.1	
7021570-52	FIGURE 63	GT7021570-52	DA-800	(ALUMINUM) 1.2.1.2	(BLACK) 1.2.2.1	
7021570-53	FIGURE 64	GT7021570-53	N/A	(ALUMINUM) 1.2.1.2	(BLACK) 1.2.2.1	
Honeywell	SEE FIRST SHEET FOR CONTRACT NUMBER. USE OR DISCLOSURE OF INFORMATION ON THIS SHEET IS SUBJECT TO THE RESTRICTIONS ON THE FIRST SHEET OF THIS DOCUMENT.		SIZE	CAGE CODE	DRAWING NO.	REV
			A	55939	7021570	BD
			SCALE	NONE	UNIT WT	SHEET
						89

DWG NO.	7021570	SH	91	
---------	----------------	----	-----------	--

TABLE I (CONT)
FIGURE AND COLORS

7021570-101	FIGURE 19	GT7021570-101	WU-880	(METALLIZED) 1.2.1.3	(BLACK) 1.2.2.3
7021570-102	FIGURE 20	GT7021570-102	WU-660	(METALLIZED) 1.2.1.3	(BLACK) 1.2.2.3
7021570-103	FIGURE 21	GT7021570-103	WU-440	(METALLIZED) 1.2.1.3	(BLACK) 1.2.2.3
7021570-104	FIGURE 27	GT7021570-104	FP-900	(METALLIZED) 1.2.1.3	(BLACK) 1.2.2.3
7021570-105	FIGURE 28	GT7021570-105	FP-900	(METALLIZED) 1.2.1.3	(BLACK) 1.2.2.3
7021570-106	FIGURE 29	GT7021570-106	FP-900	(METALLIZED) 1.2.1.3	(BLACK) 1.2.2.3
7021570-107	FIGURE 30	GT7021570-107	FP-900	(METALLIZED) 1.2.1.3	(BLACK) 1.2.2.3
7021570-108	FIGURE 31	GT7021570-108	WU-880	(METALLIZED) 1.2.1.3	(BLACK) 1.2.2.3
7021570-109	FIGURE 32	GT7021570-109	WU-660	(METALLIZED) 1.2.1.3	(BLACK) 1.2.2.3
7021570-110	FIGURE 33	GT7021570-110	WU-440	(METALLIZED) 1.2.1.3	(BLACK) 1.2.2.3
7021570-111	FIGURE 34	GT7021570-111	WU-880	(METALLIZED) 1.2.1.3	(BLACK) 1.2.2.3
7021570-112	FIGURE 35	GT7021570-112	WU-660	(METALLIZED) 1.2.1.3	(BLACK) 1.2.2.3
7021570-113	FIGURE 36	GT7021570-113	WU-440	(METALLIZED) 1.2.1.3	(BLACK) 1.2.2.3
7021570-114	FIGURE 37	GT7021570-114	LP-860	(METALLIZED) 1.2.1.3	(BLACK) 1.2.2.3
7021570-115	FIGURE 71	GT7021570-115	AT-850	(METALLIZED) 1.2.1.3	(BLACK) 1.2.2.3
7021570-116	FIGURE 72	GT7021570-116	AT-855	(METALLIZED) 1.2.1.3	(BLACK) 1.2.2.3
7021570-117	FIGURE 85	GT7021570-117	WU-331	(METALLIZED) 1.2.1.3	(BLACK) 1.2.2.3

Honeywell	SEE FIRST SHEET FOR CONTRACT NUMBER. USE OR DISCLOSURE OF INFORMATION ON THIS SHEET IS SUBJECT TO THE RESTRICTIONS ON THE FIRST SHEET OF THIS DOCUMENT.	SIZE	CAGE CODE	DRAWING NO.	REV
		A	55939	7021570	BD
		SCALE	NONE	UNIT WT	SHEET
					91

DWG NO.	7021570	SH	92			
TABLE II CHARACTERS						
PART NUMBER		CONFIGURATION FIGURE NUMBER		CHARACTER INFORMATION		
7021570-501		17		901		
7021570-502		17		902		
7021570-503		17		903		
7021570-504		17		904		
7021570-505		17		905		
7021570-506		17		906		
7021570-507		17		907		
7021570-508		17		908		
7021570-510		17		910		
7021570-511		17		911		
7021570-512		17		912		
7021570-513		17		913		
7021570-514		17		914		
7021570-515		17		915		
7021570-516		17		916		
7021570-517		17		917		
7021570-518		17		918		
7021570-519		17		919		
7021570-520		17		920		
7021570-521		17		921		
7021570-522		17		922		
7021570-523		17		923		
7021570-524		17		924		
7021570-525		17		925		
7021570-526		17		926		
7021570-527		17		927		
7021570-528		17		928		
7021570-529		17		929		
7021570-530		17		930		
Honeywell	SEE FIRST SHEET FOR CONTRACT NUMBER. USE OR DISCLOSURE OF INFORMATION ON THIS SHEET IS SUBJECT TO THE RESTRICTIONS ON THE FIRST SHEET OF THIS DOCUMENT.	SIZE	CAGE CODE	DRAWING NO.		REV
		A	55939	7021570		BD
		SCALE	NONE	UNIT WT	SHEET	92

TABLE II (CONT)
CHARACTERS[illegible]

Honeywell	SEE FIRST SHEET FOR CONTRACT NUMBER. USE OR DISCLOSURE OF INFORMATION ON THIS SHEET IS SUBJECT TO THE RESTRICTIONS ON THE FIRST SHEET OF THIS DOCUMENT.	SIZE	CAGE CODE	DRAWING NO.		REV
		A	55939	7021570		BD
		SCALE	NONE	UNIT WT	SHEET	93



SOURCE(S) OF SUPPLY. PER P7015502 FOR PREPRINTED LABELS ONLY.

DWG NO.	7021570	SH	95					
REVISIONS								
REV	DESCRIPTION						APPROVED BY/DATE (YY-MM-DD)	
—	INITIAL RELEASE						G. BEILER	94-03-03
A	SH1: SH IDX REV. SH3 THRU 8: UDTD VIEW. 82163(M) AFFECTS PARTS IN HOUSE AND IN STOCK.						T. EUROPA J. GHER	94-04-29 WHISLER SJ
B	SH1: SH IDX REV. C.O. NOT EXECUTED. 82347(NA)						J. GHER	94-04-29 WHISLER SJ
C	SH1: SH IDX REV. WAS SH1 OF 15. SH2: ADD PARA 2 AND 2.1. PARA 3 AND 3.1 WAS PARA 2 AND 2.1 RESP. ADD SH13, 14 AND 15. SH16, 17 AND 18 WAS SH13, 14 AND 15 RESP. SH16: TBL1; ADD -11, -12 AND -13 VAR. 83257(NA)						J. KEISTER J. GHER	94-10-06 WHISLER SJ
D	SH1: ADD CREATING FIGURES AND PRINTING INSTRUCTIONS NOTES. SH IDX REV. SH2: RMV PARA 1.4, 1.4.1 AND 1.4.2. 84560(NA)						J.GHER	94-10-06 WHISLER SJ
E	SH1: APPLICATION BLK; NEXT ASSY ADD 7516250 AND 7517800. USED ON (SYS) ADD 7516100, 7516240 AND 7517800. SH IDX REV. WAS SH1 OF 18. SH6, 7 AND 8: UDTD FIG4, 5 AND 6. ADD SH16. SH17, 18 AND 19 WAS SH16, 17 AND 18 RESP. SH17: TBL1; ADD -14 VAR. 83236(U) USE ALL PARTS IN HOUSE, IN STOCK AND CURRENTLY ON ORDER (EFFECTIVITY IS NEXT BUY).						T.EUROPA J.GHER	94-12-14 WHISLER SJ
F	SH1: SH IDX REV. WAS SH1 OF 19. ADD SH 17. SH18, 19 AND 20 WAS SH17, 18 AND 19 RESP. SH18: TBL1; ADD -15 VAR. 83246(NA)						T. EUROPA J. GHER	95-03-17 WHISLER SJ
G	SH1: SH IDX REV. SH 16 AND 17: UDTD PLATE MARKING. 83359(M) AFFECTS PARTS IN HOUSE AND IN STOCK.						T. EUROPA J. GHER	95-03-17 WHISLER SJ
H	SH1: SH IDX REV. SH16: UDTD FIG 14. SH17: UDTD FIG 15. 89181(U) USE ALL PARTS IN HOUSE, IN STOCK AND CURRENTLY ON ORDER. (EFFECTIVITY IS NEXT BUY).						T. EUROPA J. GHER	95-07-26 WHISLER CW
J	SH1: SH IDX REV. C.O. NOT EXECUTED. 90980(NA)						N. CROWELL	96-03-20 WHISLER RR
Honeywell		SEE FIRST SHEET FOR CONTRACT NUMBER. USE OR DISCLOSURE OF INFORMATION ON THIS SHEET IS SUBJECT TO THE RESTRICTIONS ON THE FIRST SHEET OF THIS DOCUMENT.		SIZE	CAGE CODE	DRAWING NO.		REV
				A	55939	7021570		BD
				SCALE	NONE	UNIT WT	SHEET	95

DWG NO.	7021570	SH	96						
REVISIONS									
REV	DESCRIPTION					APPROVED BY/DATE (YY-MM-DD)			
K	SH1: WAS SH 1 OF 20. SH IDX REV. ADD NEW SH 18, 19, 20 AND 22. SH21, 23 AND 24 WAS SH 18, 19 AND 20. <div>91006(NA)</div>					N. CROWELL 96-03-20 WHISLER RR			
L	SH1: SH IDX REV. WAS SH1 OF 24. SH20: ADD NEW FIGURE 18. ADD SH21 AND 22; FOR NEW FIG. 19 AND 20. SH23 THRU 26 WAS SH21 THRU 24 <div>93861(NA)</div>					B. BUNCH 95-05-13 N. CROWELL WHISLER LH			
M	SH1: SH IDX REV. WAS SH1 OF 26. ADD NEW SH20 FIGURE 18. SH21 THRU 27 WAS SH20 THRU 26; FIGURE 19, 20 AND 21 WAS FIGURE 18, 19, AND 20. SH24: TBL 2 ADD NEW FIG 18; FIGURE 19, 20 AND 21 WAS FIGURE 18, 19, AND 20. ADD NEW SH28. <div>94150(NA)</div>					R. MAY 96-09-06 N. CROWELL LH			
N	SH1: SH IDX REV. SH2: PARA 1.1 WAS MATERIAL --- P7015502. FOR DASH 1XX ADHESIVE --- 7006940, DASH 72 OR 73 FOR DASH 2XX. ADD PARA 1.4. SH26: SCE OF SPLY WAS PER P7015502. <div>94612(NA)</div>					N. CROWELL 96-12-18 LH			
P	SH1: SH IDX REV. WAS SH1 OF 28. ADD NEW SH24. SH25 THRU 29 WAS SH24 THRU 28 RESP. SH25: TBL1; ADD -22 VAR. <div>95941(NA)</div>					N. CROWELL 97-02-07 K. JELLISON LH			
R	SH1: SH IDX REV. SH24: UDTD FIGURE 22. <div>96384(M)</div> AFFECTS KITS NOT YET IN-BUILD AND ASSEMBLIES IN BUILD, IN STOCK, IN RELATED ASSEMBLIES LISTED ON C.O., AND IN ASSEMBLIES THRU END ITEM LEVEL, EXCLUDING SALES STOCK.					N. CROWELL 97-02-07 K. JELLISON LH			
T	SH1: APPL BLOCK; ADD 7516251. SH IDX REV. WAS SH1 OF 29. SH5, 7, 21, 22, AND 23: UDTD FIGURE 3, 5, 19, 20 AND 21 RESP. ADD NEW SH25 THRU 32. SH33: TBL1; ADD -23 THRU -26, WAS SH25. ADD NEW SH34. SH35 THRU 38 WAS SH26 THRU 29 RESP. <div>96411(M)</div> AFFECTS PARTS IN HOUSE, IN STOCK, IN KITS NOT YET IN BUILD AND IN RELATED ASSEMBLIES LISTED ON C.O. (EXCLUDING END ITEMS).					N. CROWELL 97-04-18 BEGAY LH			
U	SH1: SH IDX REV. SH6 AND 8: UDTD DO- --- X MARKING. <div>96316(NA)</div>					N. CROWELL97-06-03 K. MANSOORI BEGAY LH			
V	SH1: SH IDX REV. SH25 AND 26: UDTD FIG 23 AND 24. SH33: TBL1; -24 VAR; DESCRIPTION WAS RT-950 HDWR S/W LEVEL B. <div>46491(M)</div> AFFECTS PARTS IN HOUSE, IN STOCK, IN KITS NOT YET IN BUILD, IN RELATED ASSEMBLIES, AND IN ASSEMBLIES THRU END ITEM LEVEL INCLUDING SALES STOCK.					N. CROWELL 97-08-19 BEGAY LH			
Honeywell		SEE FIRST SHEET FOR CONTRACT NUMBER. USE OR DISCLOSURE OF INFORMATION ON THIS SHEET IS SUBJECT TO THE RESTRICTIONS ON THE FIRST SHEET OF THIS DOCUMENT.		SIZE	CAGE CODE		DRAWING NO.		REV
				A	55939		7021570		BD
				SCALE	NONE		UNIT WT		SHEET
								96	

DWG NO.	7021570	SH	97				
REVISIONS							
REV	DESCRIPTION					APPROVED BY/DATE (YY-MM-DD)	
W	SH1: SH IDX REV. SH35: TBL2; ADD VAR -521 THRU -530. 94847(NA)					N.CROWELL 97-08-19 BEGAY LH	
Y	SH1: SH IDX REV. SH25 AND 26: UDTD FIGURE 23 AND 24. 97708(M) AFFECTS ONLY KITS NOT YET IN BUILD.					N. CROWELL97-08-19 BEGAY LH	
AA	SH1: SH IDX REV. SH27 AND 28: UDTD FIGURE 27 AND 28. 98677(M) AFFECTS PARTS IN HOUSE, IN STOCK, IN KITS NOT YET IN BUILD, IN RELATED ASSEMBLIES, AND IN ASSEMBLIES THRU END ITEM LEVEL EXCLUDING SALES STOCK.					T. EUROPA 98-02-24 BEGAY DM	
AB	SH1: SH IDX REV. SH25 AND 26: UDTD FIGURE 23 AND 24. 98683(M) AFFECTS PARTS IN HOUSE, IN STOCK, IN KITS NOT YET IN BUILD, IN RELATED ASSEMBLIES, AND IN ASSEMBLIES THRU END ITEM LEVEL INCLUDING SALES STOCK.					T. EUROPA 98-02-24 BEGAY DM	
AC	SH 1: SH IDX REV. WAS SH 1 OF 39. ADD SH 33 THRU 39. SH 40 THRU 46 WAS SH 33 THRU 39 RESP. SH 41: TBL 1; ADD -108 THRU -114 VAR. 99396(NA)					B. BUNCH 98-02-24 HAYWOOD CB	
AD	SH1: SH IDX REV. SH27 AND 28: UDTD FIGURE 25 AND 26. 98688(M) AFFECTS PARTS IN HOUSE, IN STOCK, IN KITS NOT YET IN BUILD, IN RELATED ASSEMBLIES THRU END ITEM LEVEL EXCLUDING SALES STOCK.					T. EUROPA 98-06-08 D. BREWER BEGAY DM	
AE	SH1: WAS SH1 OF 46. SH IDX REV. ADD SH40. SH41: TABLE I; ADD -27 VAR. RELOC -101, -102, AND -103 VAR TO SH42. SH41 THRU 47 WAS SH40 THRU 46 RESP. 98700(NA)					T. EUROPA 98-06-08 D. BREWER BEGAY DM	
AF	SH1: WAS SH1 OF 47. SH IDX REV. SH27 AND 28: UDTD FIG 25 AND 26 RESP. ADD SH 40 THRU 56. SH57 AND 58 WAS SH40 AND 41 RESP. SH57: FIGURE 55. 7021570-44 REF WAS FIGURE 38. 702150-27. SH58: TBLI; ADD -27 VAR. ADD SH59; -44 VAR WAS -27 VAR. SH60 THRU 65 WAS 42 THRU 47 RESP. 98703(M) AFFECTS PARTS IN HOUSE, IN STOCK, IN KITS NOT YET IN BUILD, IN RELATED ASSEMBLIES LISTED ON C.O., AND IN ASSEMBLIES THRU END ITEM LEVEL, EXCLUDING SALES STOCK.					T. EUROPA 98-06-08 K. MANSOORI D. BREWER BEGAY DM	
AG	SH1: SH IDX REV. SH27 AND 28: UDTD FIG 25 AND 26 RESP. 98710(M) AFFECTS PARTS IN HOUSE, IN STOCK, IN KITS NOT YET IN BUILD, IN RELATED ASSEMBLIES LISTED ON C.O., AND IN ASSEMBLIES THRU END ITEM LEVEL, EXCLUDING SALES STOCK.					T. EUROPA 98-10-15 HAYWOOD CB	
Honeywell		SEE FIRST SHEET FOR CONTRACT NUMBER. USE OR DISCLOSURE OF INFORMATION ON THIS SHEET IS SUBJECT TO THE RESTRICTIONS ON THE FIRST SHEET OF THIS DOCUMENT.	SIZE	CAGE CODE	DRAWING NO.		REV
			A	55939	7021570		BD
			SCALE	NONE	UNIT WT	SHEET	97

DWG NO.	7021570	SH	98					
REVISIONS								
REV	DESCRIPTION						APPROVED BY/DATE (YY-MM-DD)	
AH	SH1 SH IDX REV. WAS SH1 OF 65. ADD SH62. SH63 THRU 66 WAS SH62 THRU 65 RESP. ADD SH67. <div>100102(U)</div> USE ALL PARTS IN HOUSE, IN STOCK AND CURRENTLY ON ORDER (EFFECTIVITY IS NEXT BUY).						C. M. COMBS 99-01-14 <div>FORD CB</div>	
AJ	SH1: SH IDX REV. WAS SH1 OF 67. ADD SH58 AND 59. SH60 THRU 69 WAS SH58 THRU 67 RESP. SH61: TBL1; ADD -45 AND -46 VAR. ADD SH 70. <div>101931(NA)</div>						C. PUGH 99-01-14 <div>FORD CB</div>	
AK	SH1: SH IDX REV. SH55 AND 56: UDTD FIG 53 AND 54 RESP. <div>101941(NA)</div> AFFECTS PARTS IN HOUSE AND IN STOCK.						C. PUGH 99-01-14 <div>FORD CB</div>	
AL	CONVERTED TO WORD DOC FORMAT. SH1: WAS SH 1 OF 70. SH IDX REV. ADD SH 60 AND SH61. SH62 THRU SH72: WAS SH60 THRU 70. SH63: ADD VAR -47 AND -48. <div>101955(NA)</div>						T. EUROPA 99-08-12 J. GHER <div>A. SANTIVASCI F. VOSS</div>	
AM	SH1: WAS SH1 OF 71. SH IDX REV. UDTD SH2 THRY SH61. ADD SH62 AND SH63. SH64 THRU SH73 WAS SH62 THRU SH71. SH66: ADD VAR -49 AND -50. <div>101962(U)</div> USE ALL PARTS IN HOUSE, IN STOCK AND CURRENTLY ON ORDER (EFFECTIVITY IS NEXT BUY).						T. EUROPA 99-08-12 J. GHER <div>A. SANTIVASCI F. VOSS</div>	
AN	SH1: SH IDX REV. SH57: WAS 750-0198. <div>78164(M)</div> AFFECTS PARTS IN HOUSE AND IN STOCK.						J. GHER 99-08-12 <div>A. SANTIVASCI F. VOSS</div>	
AP	SH1: WAS SH1 OF 74. SH IDX REV. ADD SH64 AND SH65. SH66 THRU SH75: WAS SH64 THRU SH73. SH67: ADD VAR -51 AND -52. <div>104382(NA)</div>						J. GHER 99-08-12 <div>A. SANTIVASCI F. VOSS</div>	
AR	SH1: WAS SH1 OF 75. SH IDX REV. SH66: ADD FIG 63. SH68: ADD VAR -53. <div>101985(NA)</div>						T. EUROPA 99-08-12 J. GHER <div>A. SANTIVASCI F. VOSS</div>	
AT	SH1: SH IDX REV. WAS SH 1 OF 76. SH25, 55, 56, 58, 59, 60, AND 61: UDTD FIGURES. ADD SH 67 THRU 72. SH73 AND 74 WS SH67 AND 68 RESP. ADD NEW SH 75. SH76 THRU 83 WAS SH 69 THRU 76 RESP. <div>103913(M)</div> AFFECTS PARTS IN HOUSE, IN STOCK, IN KITS NOT YET IN BUILD, IN RELATED ASSEMBLIES LISTED ON CO, AND IN ASSEMBLIES THRU END ITEM LEVEL INCLUDING SALES STOCK.						J. GHER 99-11-23 T. EUROPA <div>S.CLIN T. FRANCIS</div>	
AU	SH1: SH IDX REV. SH58 AND 59: UDTD FIGURES. <div>103927(M)</div> AFFECTS PARTS IN HOUSE, IN STOCK, IN KITS NOT YET IN BUILD, IN RELATED ASSEMBLIES LISTED ON CO, AND IN ASSEMBLIES THRU END ITEM LEVEL INCLUDING SALES STOCK.						J. GHER 99-11-23 T. EUROPA <div>A. SANTIVASCI F. VOSS</div>	
AV	SH1: SH IDX REV. SH58 AND 59: UDTD FIGURES. <div>103932(M)</div> AFFECTS PARTS IN HOUSE, IN STOCK, IN KITS NOT YET IN BUILD, IN RELATED ASSEMBLIES LISTED ON CO, AND IN ASSEMBLIES THRU END ITEM LEVEL INCLUDING SALES STOCK.						J. GHER 99-11-23 T. EUROPA <div>A. SANITVASCI F. VOSS</div>	
Honeywell		SEE FIRST SHEET FOR CONTRACT NUMBER. USE OR DISCLOSURE OF INFORMATION ON THIS SHEET IS SUBJECT TO THE RESTRICTIONS ON THE FIRST SHEET OF THIS DOCUMENT.	SIZE	CAGE CODE	DRAWING NO.		REV	
			A	55939	7021570		BD	
			SCALE	NONE	UNIT WT	SHEET	98	

DWG NO.	7021570	SH	99				
		REVISIONS					
REV	DESCRIPTION			APPROVED BY/DATE (YY-MM-DD)			
AW	SH1: SH IDX REV. SH57: UDTD FIGURE. 103935(MAKE) AFFECTS PARTS IN HOUSE, IN STOCK, IN KITS NOT YET IN BUILD, IN RELATED ASSEMBLIES LISTED ON CO, AND IN ASSEMBLIES THRU END ITEM LEVEL INCLUDING SALES STOCK.			J. GHER 99-11-23 T. EUROPA D. PARRISH			
AY	SH1: SH IDX REV. SH1 WAS SH1 OF 83. ADD NEW SH: 73 & 74. SH77: TBL I ADD -115 & -116. 107554(BREAK IN*)			J. GHER 00-06-13 D. PARRISH			
BA	SH1: SH IDX REV. SH1 WAS SH1 OF 85. SH58: UDTD FIG. 56. SH59: UDTD FIG. 57. ADD NEW SH: 75, 76, 77, & 78, FIGURES 73 THRU' 78. SH83: TBL I ADD -60 THRU' -65. ADD SH 84. 103981(MAKE)			J. GHER 00-06-13 D. PARRISH			
BB	SH1: SH IDX REV. SH1 WAS SH1 OF 92. SH48: UPDTD FIG 46. SH50: UPDTD FIG 48. SH76: UPDTD FIG 74. NEW SH 81 & 82: ADDED FIG 79 & 80. SH85: ADDED -66 & -67 TO TBL I. 107533 (MAKE)			J. GHER 00-06-13 S. CLINE			
BC	SH1: SH IDX REV. SH1 WAS SH1 OF 94. SH3 THRU' SH8: UDTD FIG'S 1 THRU' 6. SH13 THRU' SH18: UDTD FIG'S 11 THRU' 16. SH20 THRU' SH39: UDTD FIG'S 18 THRU' 37. SH42 THRU' SH50: UDTD FIG'S 40 THRU' 48. SH53 THRU' SH65: UDTD FIG'S 51 THRU' 63. SH67 & 68: UDTD FIG'S 65 & 66. SH73 THRU' SH82: UDTD FIG'S 71 THRU' 80. SH83 THRU' SH86 ADD FIGURES 81 THRU' 84. AFFECTS ALL REMAINING SHEETS. SH89: UDTD BACKGROUND COLOR PARA LEVEL FOR -61, -63 & -65 VAR; ADD -68 THRU' -71 VAR. 105209(U3) USE ALL PARTS IN HOUSE AND IN STOCK. (EFFECTIVITY IS ALL OPEN P.O.'S).			J. GHER 00-07-25 D. PARRISH			
BD	SH1: SH IDX REV. SH1 WAS SH1 OF 98. UDTD FIG 84. ADDED FIG 85. AFFECTS ALL REMAINING SHEETS. SH91: TBLI, ADD -117 VAR. 26720(NA)			J. GHER T. THORNTON 27 MAR 01 R. SCHATZ			
BE	SH1: SH IDX REV. SH53 & 54: UDTD FIG 51 & 52. 24295(NA)			J. GHER  27 MAR 01 D. PARRISH			
BF	SH1: SH IDX REV. SH53 & 54: UDTD FIG 51 & 52. 24485(MAKE)			27 MAR 01  D. PARRISH			
Honeywell		SEE FIRST SHEET FOR CONTRACT NUMBER. USE OR DISCLOSURE OF INFORMATION ON THIS SHEET IS SUBJECT TO THE RESTRICTIONS ON THE FIRST SHEET OF THIS DOCUMENT.		SIZE	CAGE CODE	DRAWING NO.	REV
				A	55939	7021570	BF
		SCALE	NONE	UNIT WT	SHEET		99