

[VTECH]

[2.4GHz Antenna]

Model: 5817 (2.4G)

Antenna description:

This antenna is optimized and used in the 2.4G part in the device. This PCB antenna is directly connected to the RF output in the main PCB.

Ordering information:

Model Number	Description
5817	2.4GHz PCB Inverted F-ant

Specification:

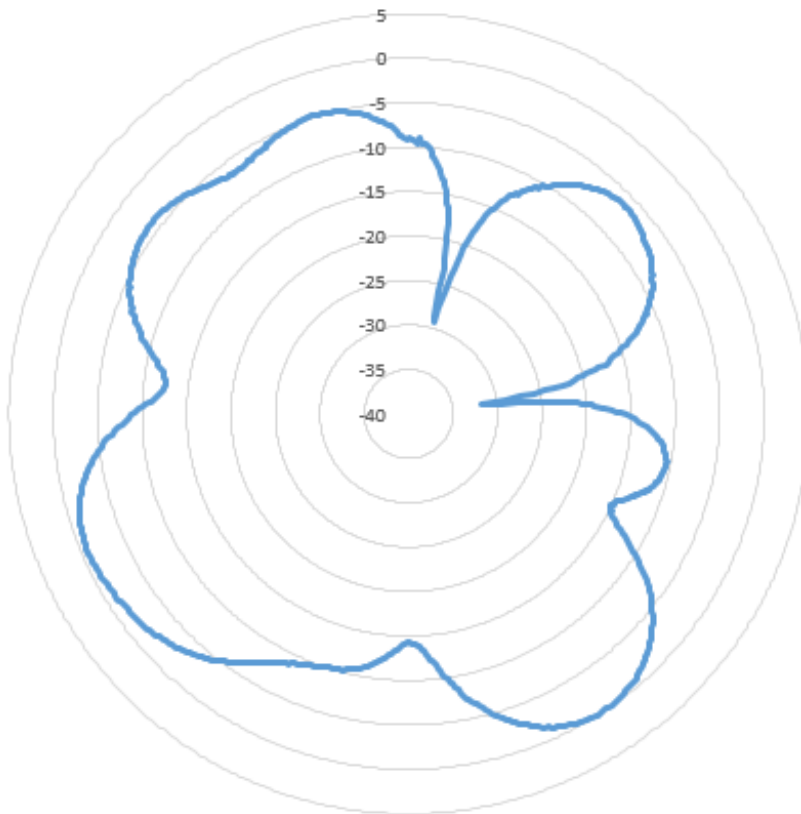
Operation Frequency Range	2402-2480 MHz
Maximum Gain	0 dBi
Type	PCB Inverted F-ant
Operation bandwidth	78MHz
Nominal Impedance	~50 ohms
Connectors	-
Dimensions	15.2mm x 5.2mm (figure 1)
Manufacturer	Vtech Electronics Ltd
Manufacturer address	23/F, Tai Ping Industrial Centre, Blk1, 57 Ting Kok Road, Tai Po, Hong Kong
Model number	ANT-5817-F-FH-1

[VTECH]

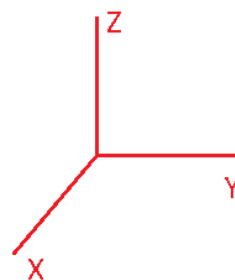
[2.4GHz Antenna]

Antenna pattern (2441MHz) (the frequency with maximum gain)

XY plane (gain theta)



Coordination:



[VTECH]

[2.4GHz Antenna]

Physical Dimension:

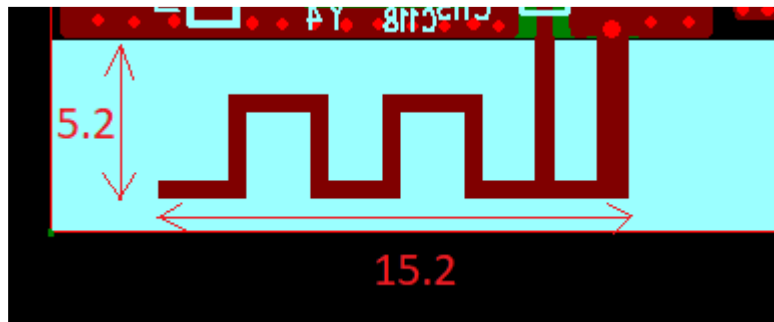


Figure 1 Physical dimension (mm)