



FOR THE SCOPE OF ACCREDITATION UNDER NVLAP LAB CODE 500051-0

TEST REPORT #060616

STANDARD: FCC PART 15

SUBPART C--INTENTIONAL RADIATORS

SECTION 15. 247 OPERATION WITHIN THE BAND 902-928 MHZ

EQUIPMENT TESTED:

ITRON, INC.

GAS METER ENDPOINT

MODEL: AMERICAN UNIT

TEST DATE: 06 JUNE 2016

1100 Falcon Avenue
Glencoe, MN 55336



Tele: 320-864-4444
Fax: 320-864-6611

Prepared for:

ITRON, Inc.
2111 N Molter Road
Liberty Lake, WA 99019-9469

Test agent:

International Certification Services, Inc.
1100 Falcon Avenue
Glencoe, MN 55336
Tele: 320-864-4444
Fax: 320-864-6611

Test location:

International Certification Services, Inc.
1100 Falcon Avenue
Glencoe, MN 55336
Tele: 320-864-4444
Fax: 320-864-6611

Prepared by:

International Certification Services, Inc.
1100 Falcon Avenue
Glencoe, MN 55336

International Certification Services represents to the client that testing is done in accordance with standard procedures applicable and that reported test results are accurate within generally accepted commercial ranges of accuracy.

This report only applies to the specific samples tested under stated test conditions. It is the manufacturer's responsibility to assure that additional production units of this model are manufactured with identical electrical and mechanical components. International Certification Services shall have no liability for any deductions, inferences or generalizations drawn by the client or others from this report.

This report is the confidential property of the client. As a mutual protection to our clients, the public and ourselves, extracts from the test report shall not be reproduced except in full without our written approval.

INTERNATIONAL



CERTIFICATION SERVICES, INC.

1.0 TEST SUMMARY

TEST REPORT: #060616

COMPANY: ITRON, Inc.

AGENT: International Certification Services, Inc.

PHONE: 320-864-4444

TEST DATE: 06 June, 2016

EQUIPMENT UNDER TEST: 902 to 928 Mhz Intentional Radiator used as an end point in a gas meter (American Unit)

GENERAL TEST SUMMARY: The testing was performed at International Certification Services, Inc. at 1100 Falcon Ave, Glencoe, MN 55336

VERIFICATION / CERTIFICATION STATUS: The 902 to 928 Mhz Intentional Radiator used as an end point in a gas meter (American Unit) was found to be in compliance with the Output Amplitude (b) (2), Band Edge (d) and RSS 247 section 5.4 (1).

MODIFICATIONS NECESSARY: None


TESTED BY

Steve Wendlandt



WRITTEN BY

Duane R. Bagdons



INTERNATIONAL



CERTIFICATION SERVICES, INC.

Applicable Standards

47 CFR Ch.1 (02-12-16 Edition)
FCC Part 15 Radio Frequency Devices
Subpart C Intentional Radiators
Section 15.247 Operation within the bands 902-928 MHz

2.1 Referenced Standards

ANSI C63.4-2009 Methods of Measurement of Radio-Noise Emissions from Low-Voltage Electrical and Electronic Equipment in the Range of 9 KHz to 40 GHz.

2.2 Equipment Units Tested

The equipment tested was a battery powered 902 to 928 MHz transmitter used in a gas meter as an end point device.

2.3 Equipment and Cable Configuration

See photo of the EUT test configuration setup in Attachment A

2.4 List of Test Equipment

<u>Test Equipment</u>	<u>Model</u>	<u>S/N</u>	<u>Cal Date</u>
Spectrum Analyzer	Hewlett-Packard 8566B	2421A00458	04/07/15
Preamp	P0035	2443A03658	03/26/15
Preamp	P0013 Nextec	NB00391	06/26/15
Loop Antenna	EMCO Model: 6512	8912-1074	06/25/15
Biconical Antenna	EMCO Model 93110B	105799	04/17/15
Log Periodic Antenna (200-1000 MHz)	EMCO 3146	9101-2991	04/06/15
Horn Antenna	EMCO 3115	2334	08/17/15

Measurement cable losses, and antenna correction factors are included in the data sheets. All measurements were taken in Peak detection mode since there were no signals over the allowed limit.

2.5 Units of Measurement.

All measurements were taken in dBuV/m. Frequency measurements are recorded in Mhz

2.6 Location of Test Site

The open area test site (OATS) measurement facility used to collect the data was International Certification Services, Inc. at 1100 Falcon Ave in Glencoe, MN 55336. This site has been certified to be in spec of the normalized site attenuation per ANSI C63.4-2009. FCC Registration #650574 and Industry Canada Number: 3710.

INTERNATIONAL



CERTIFICATION SERVICES, INC.

2.7 Measurement Procedures

The antenna was placed at a distance of 3 meters from the EUT. The EUT was set on an insulating table in the OATS site and rotated through 360 degrees to determine the worst case EUT orientation. The antenna was then positioned vertical and horizontal to determine which antenna polarity orientation was worst case. Then certification data was recorded at all the transmitter frequencies from the fundamental to the 10th harmonic at an antenna height variation of from 1-4 meters.

2.8 Reporting Measurement Data

See data sheets and plots in Attachment B.

2.9 Radiated Emissions Data

The frequency and amplitude of the tuned frequency of the EUT along with the frequencies and amplitudes of the harmonics up to the 10th harmonic are reported in the data sheets in Attachment B. This information is plotted against the limit of section 15.247 of FCC Part 15 subpart C. Both Horizontal and Vertical antenna polarities as well as antenna heights of 1 to 4 meters were observed but all maximum signal strengths occurred in the Horizontal antenna polarity and at 1 meter antenna height.

The Final Level, expressed in dBuV/m, is arrived at by taking the reading from the spectrum analyzer (Level dBuV) and adding the antenna correction factor and cable loss factor (Factor dB) and subtracting the preamp gain. This result then has the FCC limit subtracted from it to provide the margin which gives the tabular data as shown in the data sheets in Attachment B.

Example:

<u>Frequency</u> <u>(MHz)</u>	<u>Level</u> <u>(dBuV)</u>	+	<u>Factor</u> <u>(dB)</u>	=	<u>Corr Data</u> <u>(dBuV/m)</u>	-	<u>FCC Limit</u> <u>(dBuV/m)</u>	=	<u>Margin</u> <u>(dB)</u>
100.0	20.6	+	11.0	=	31.6	-	43.5	=	-11.9

2.10 Operating Frequency Data for Intentional Radiators

All operating frequencies and harmonic frequencies and ambient temperature at which all data was taken at is recorded in the data sheets in Attachment B.

2.11 Summary of Results

The EUT passed the requirements of FCC Part 15 Subpart C, Section 15.247 sections Output Amplitude (b) (2), Band Edge (d). No modifications were necessary to accomplish this compliance.

INTERNATIONAL



CERTIFICATION SERVICES, INC.

ATTACHMENT A

RADIATED MEASUREMENT

TEST SET UP

INTERNATIONAL



CERTIFICATION SERVICES, INC.

**ITRON, Inc.
Gas Meter End Point
Model: American Unit
Radiated Emissions
Test Configuration**




INTERNATIONAL



CERTIFICATION SERVICES, INC.

**ITRON, Inc.
Gas Meter End Point
Model: American Unit
Radiated Emissions
Test Configuration**



INTERNATIONAL



CERTIFICATION SERVICES, INC.

ATTACHMENT B

DETAILED TEST DATA SHEETS

Each radiated emissions plot indicates the receiving antenna measurement distance in meters and the emission amplitudes with respect to their applicable limits. The associated tabulation for each radiated plot lists the emission frequency, the final emission level, and the margin from the limit.

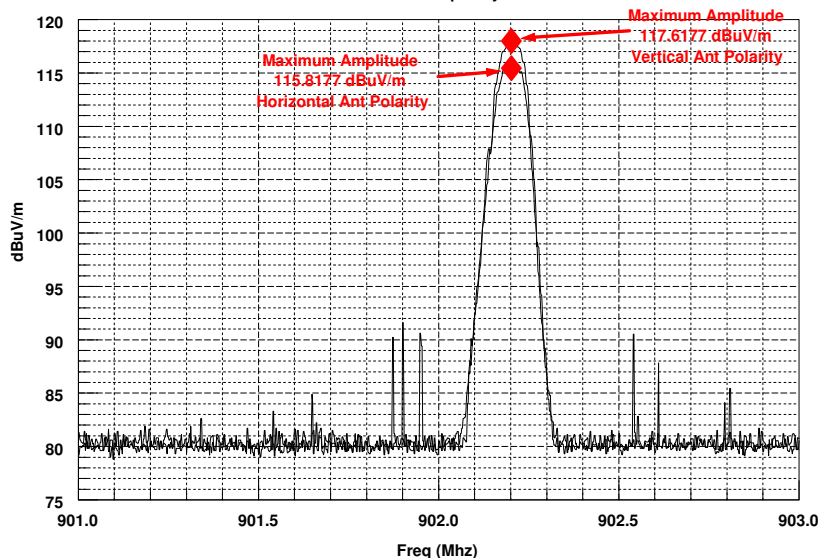
INTERNATIONAL



CERTIFICATION SERVICES, INC.

American Unit: FM10 Output Amplitude FCC 15.247 (b)(2) / RSS 247 5.4 (1)

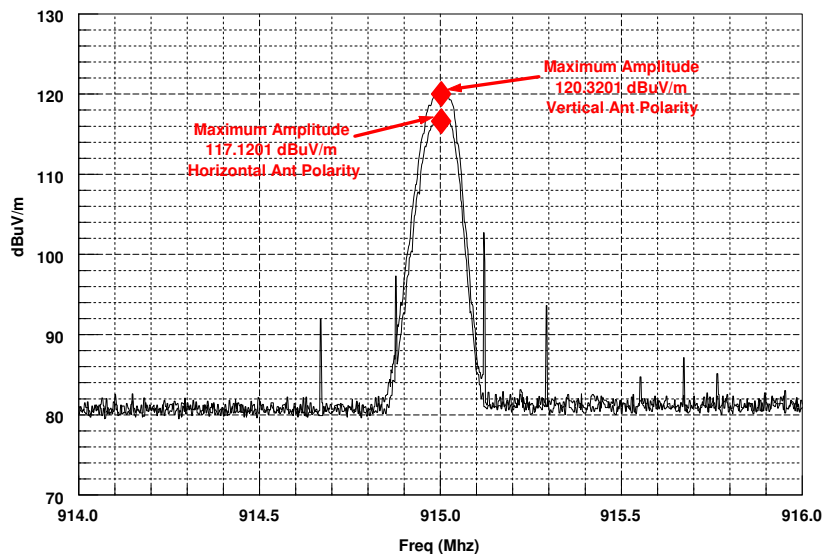
ITRON, Inc.
American Unit Model: 500S FM10 Kbps
Maximum Amplitude FCC 15.247 (b) (2) and RSS 247 5.4 (1)
Low Frequency



International Certification Services, Inc.

June 06, 2016

ITRON, Inc.
American Unit Model: 500S FM10 Kbps
Maximum Amplitude FCC 15.247 (b) (2) and RSS 247 5.4 (1)
Middle Frequency



International Certification Services, Inc.

June 06, 2016

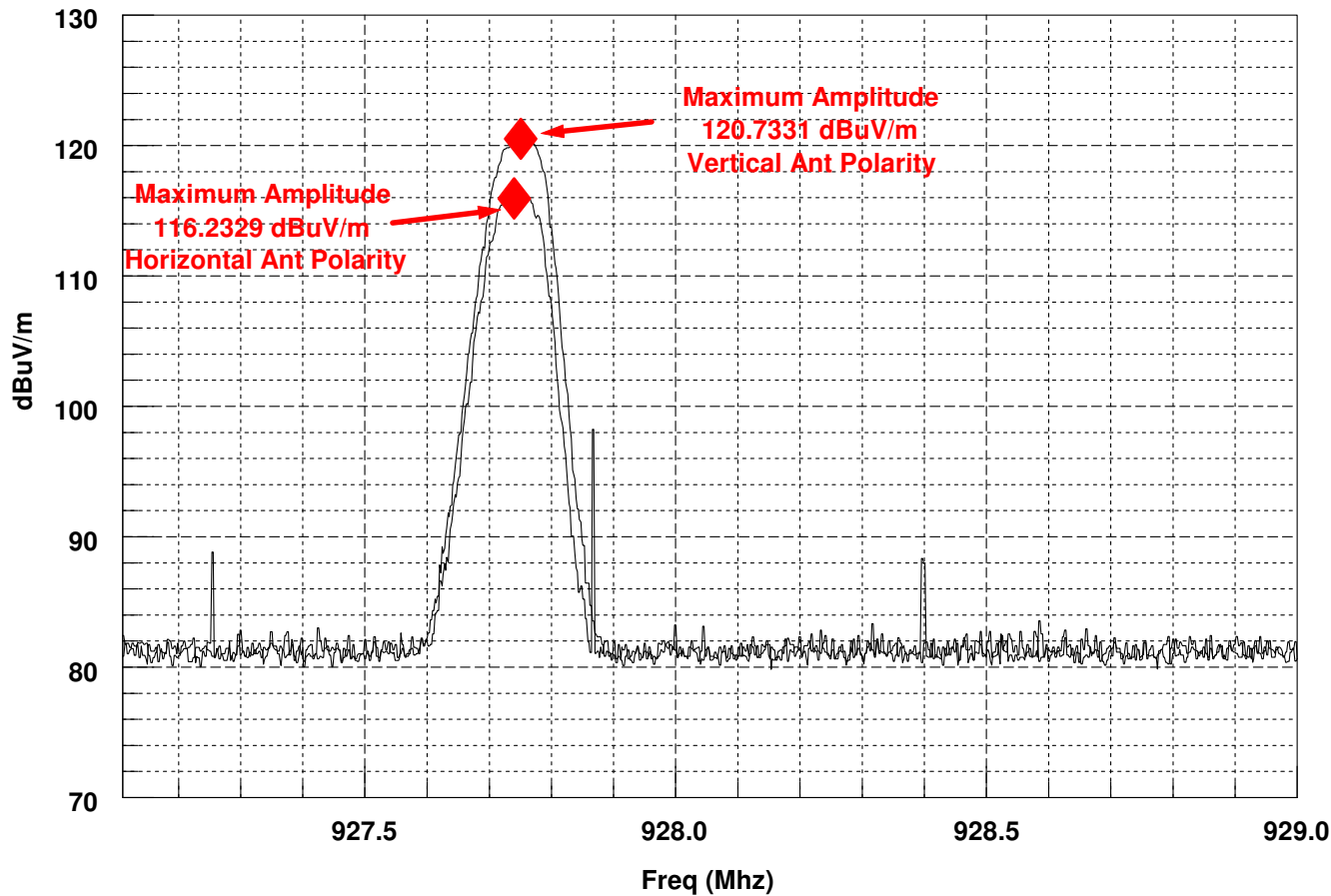
INTERNATIONAL



CERTIFICATION SERVICES, INC.

American Unit: FM10 Output Amplitude FCC 15.247 (b)(2) / RSS 247 5.4 (1)

ITRON, Inc.
American Unit Model: 500S FM10 Kbps
Maximum Amplitude FCC 15.247 (b) (2) and RSS 247 5.4 (1)
High Frequency



International Certification Services, Inc.

June 06, 2016

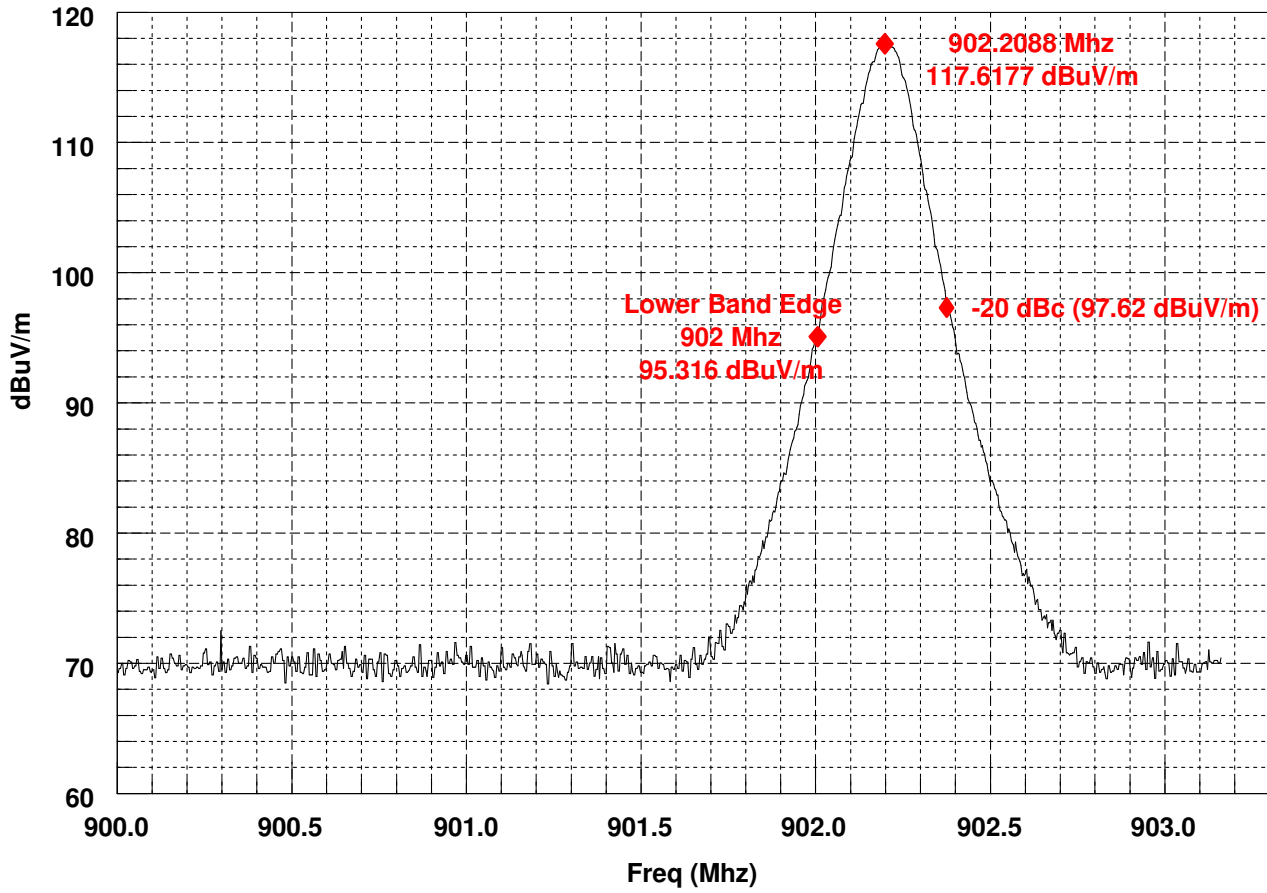
INTERNATIONAL



CERTIFICATION SERVICES, INC.

American Unit: FM10 Band Edges FCC 15.247 (d) / RSS 247 5.4 (1)

ITRON, Inc.
American Unit Model: FM 10Kbps
FCC 15.247 (d) Lower Band Edge



International Certification Services, Inc.

June 06, 2016

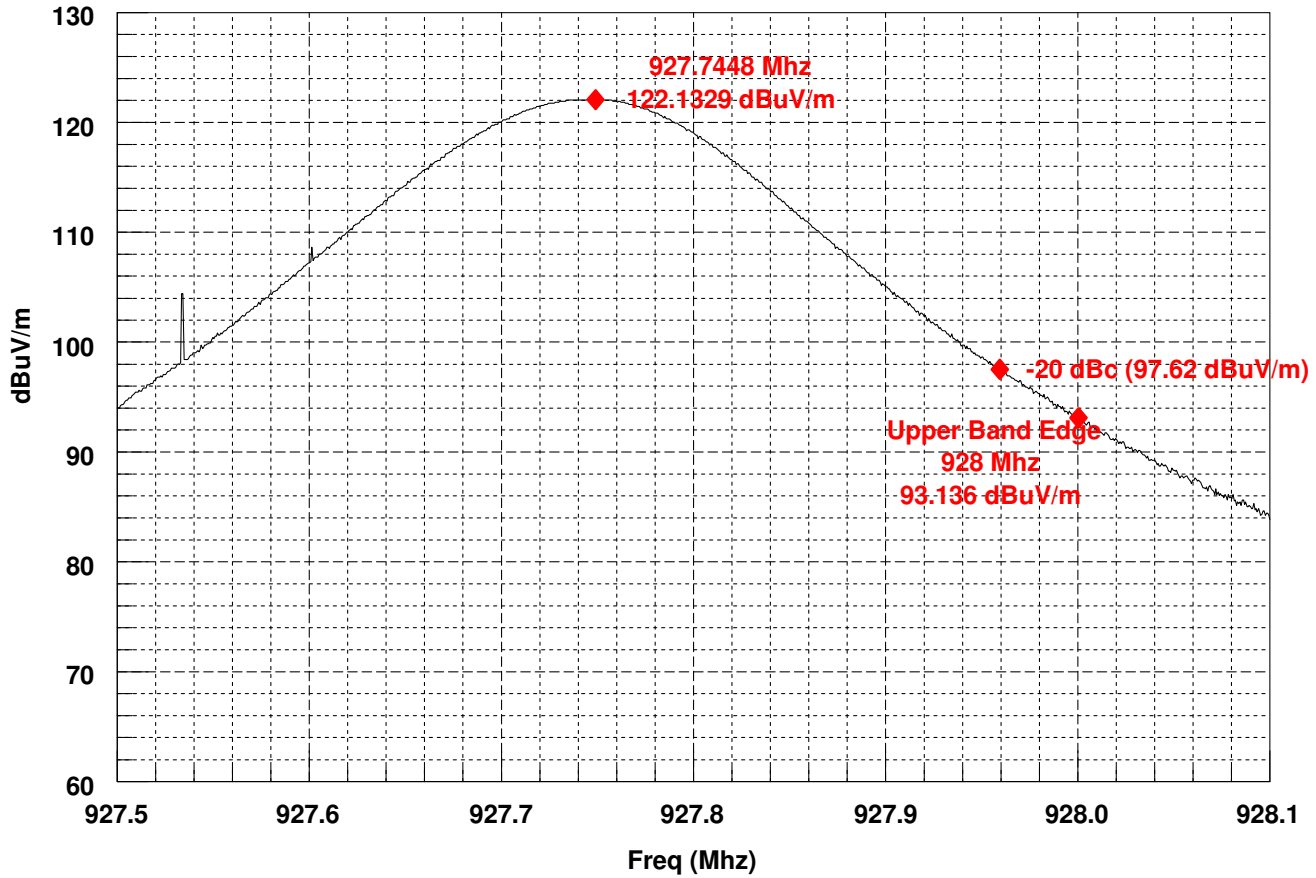
INTERNATIONAL



CERTIFICATION SERVICES, INC.

American Unit: FM10 Band Edges FCC 15.247 (d) / RSS 247 5.4 (1)

ITRON, Inc.
American Unit Model: FM 10Kbps
FCC 15.247 (d) Upper Band Edge



International Certification Services, Inc.

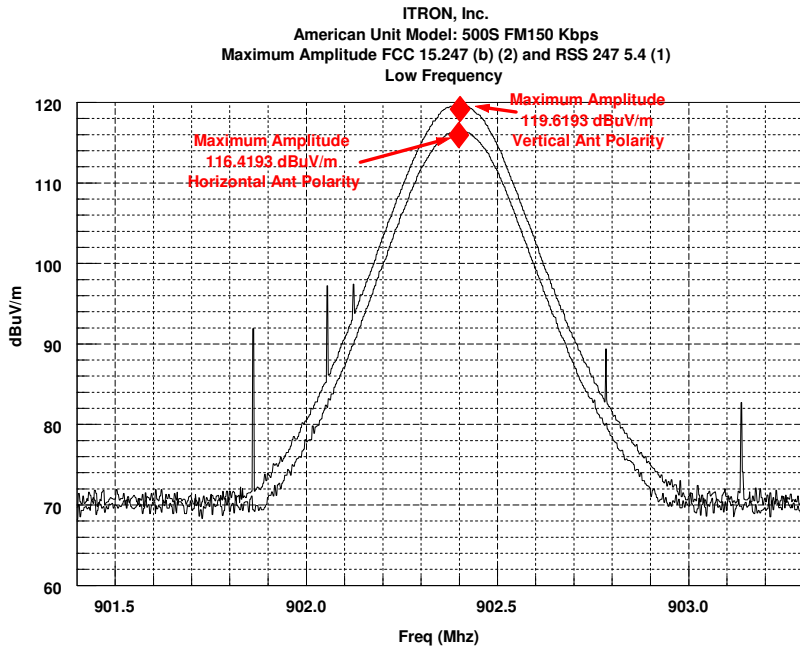
June 06, 2016

INTERNATIONAL



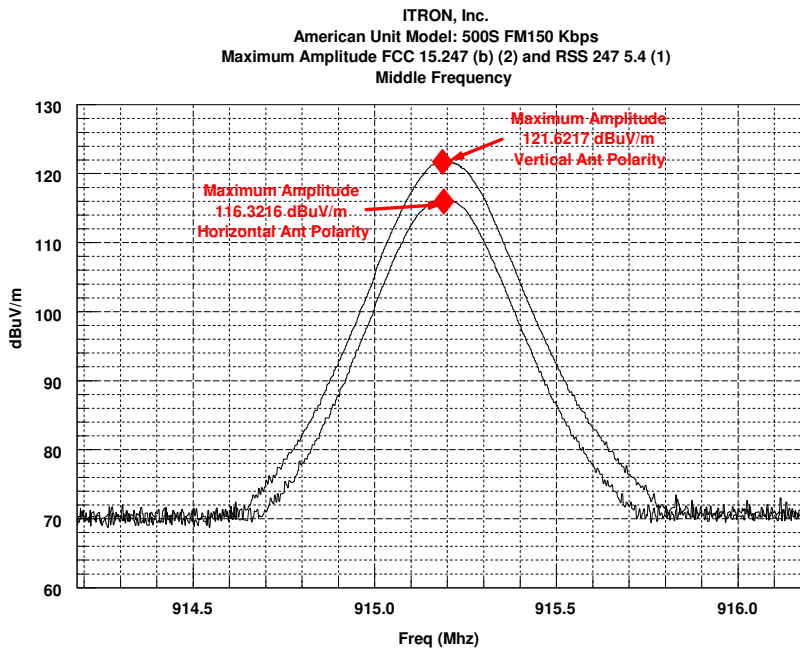
CERTIFICATION SERVICES, INC.

American Unit: FM150 Output Amplitude FCC 15.247 (b)(2) / RSS 247 5.4 (1)



International Certification Services, Inc.

June 06, 2016



International Certification Services, Inc.

June 06, 2016

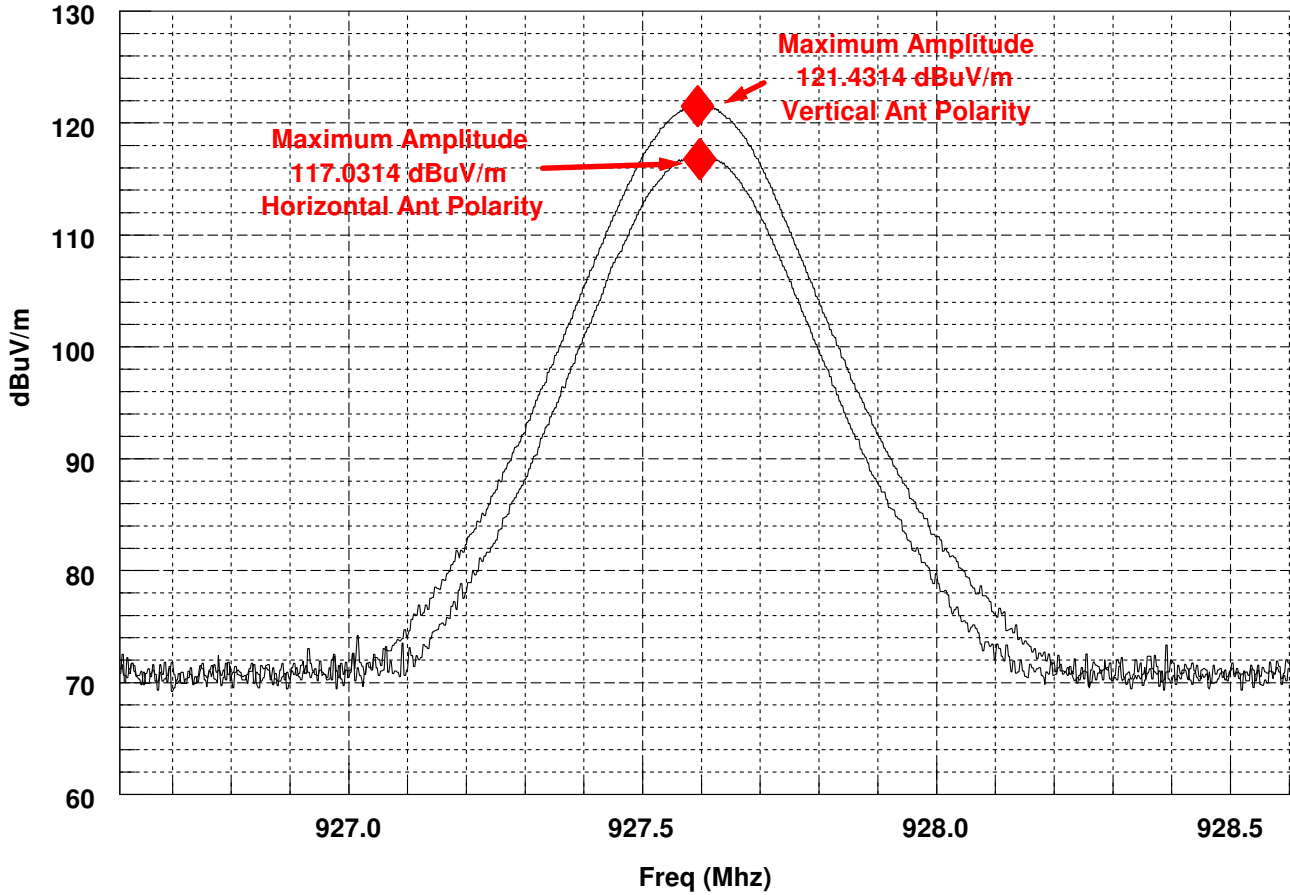
INTERNATIONAL



CERTIFICATION SERVICES, INC.

American Unit: FM150 Output Amplitude FCC 15.247 (b)(2) / RSS 247 5.4 (1)

ITRON, Inc.
American Unit Model: 500S FM150 Kbps
Maximum Amplitude FCC 15.247 (b) (2) and RSS 247 5.4 (1)
High Frequency



International Certification Services, Inc.

June 06, 2016

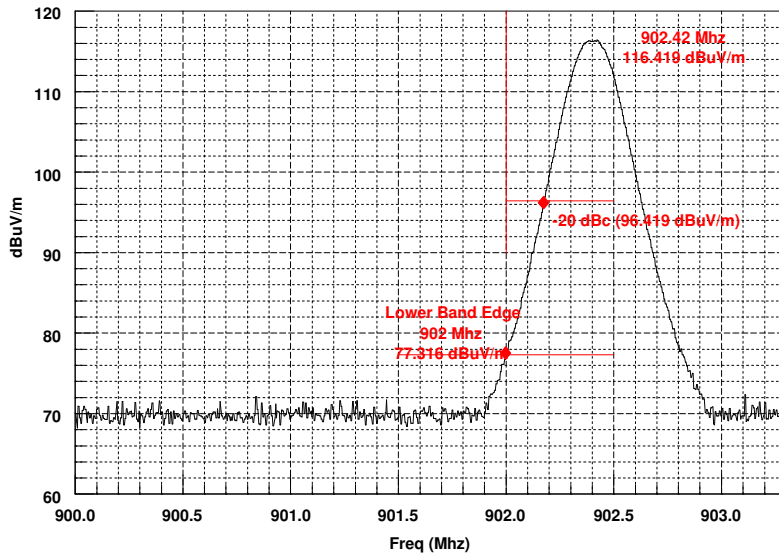
INTERNATIONAL



CERTIFICATION SERVICES, INC.

American Unit: FM150 Band Edges FCC 15.247 (d) / RSS 247 5.4 (1)

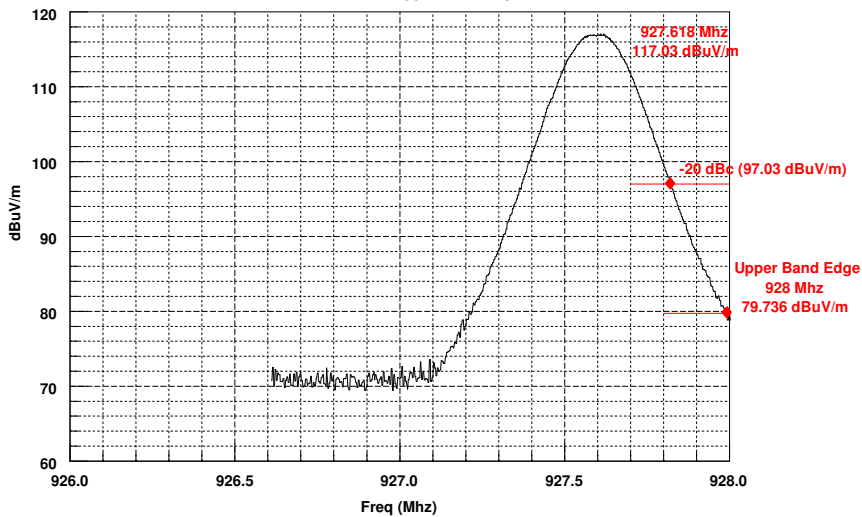
ITRON, Inc.
American Unit Model: FM 150K
FCC 15.247 Lower Band Edge



International Certification Services, Inc.

June 06, 2016

ITRON, Inc.
American Unit Model: FM 150Kbps
FCC 15.247 (d) Upper Band Edge



International Certification Services, Inc.

June 06, 2016

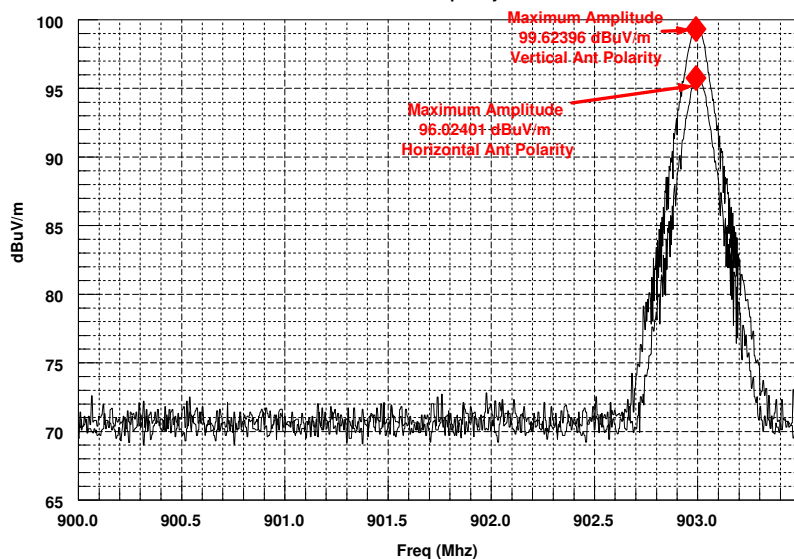
INTERNATIONAL



CERTIFICATION SERVICES, INC.

American Unit: AM OOK 10 dBm Output Amplitude FCC 15.247 (b)(2) / RSS 247 5.4 (1)

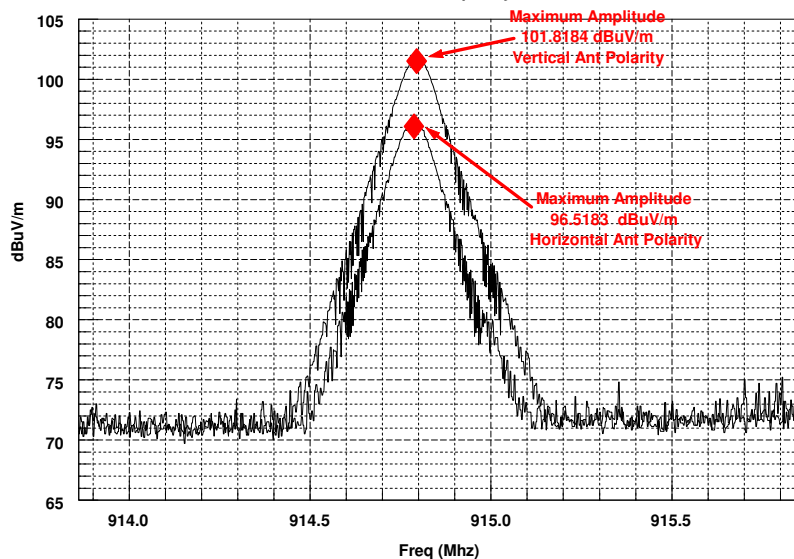
ITRON, Inc.
American Unit Model: 500S AM OOK 10 dBm
Maximum Amplitude FCC 15.247 (b) (2) and RSS 247 5.4 (1)
Low Frequency



International Certification Services, Inc.

June 06, 2016

ITRON, Inc.
American Unit Model: 500S AM OOK 10 dBm
Maximum Amplitude FCC 15.247 (b) (2) and RSS 247 5.4 (1)
Middle Frequency



International Certification Services, Inc.

June 06, 2016

INTERNATIONAL



CERTIFICATION SERVICES, INC.

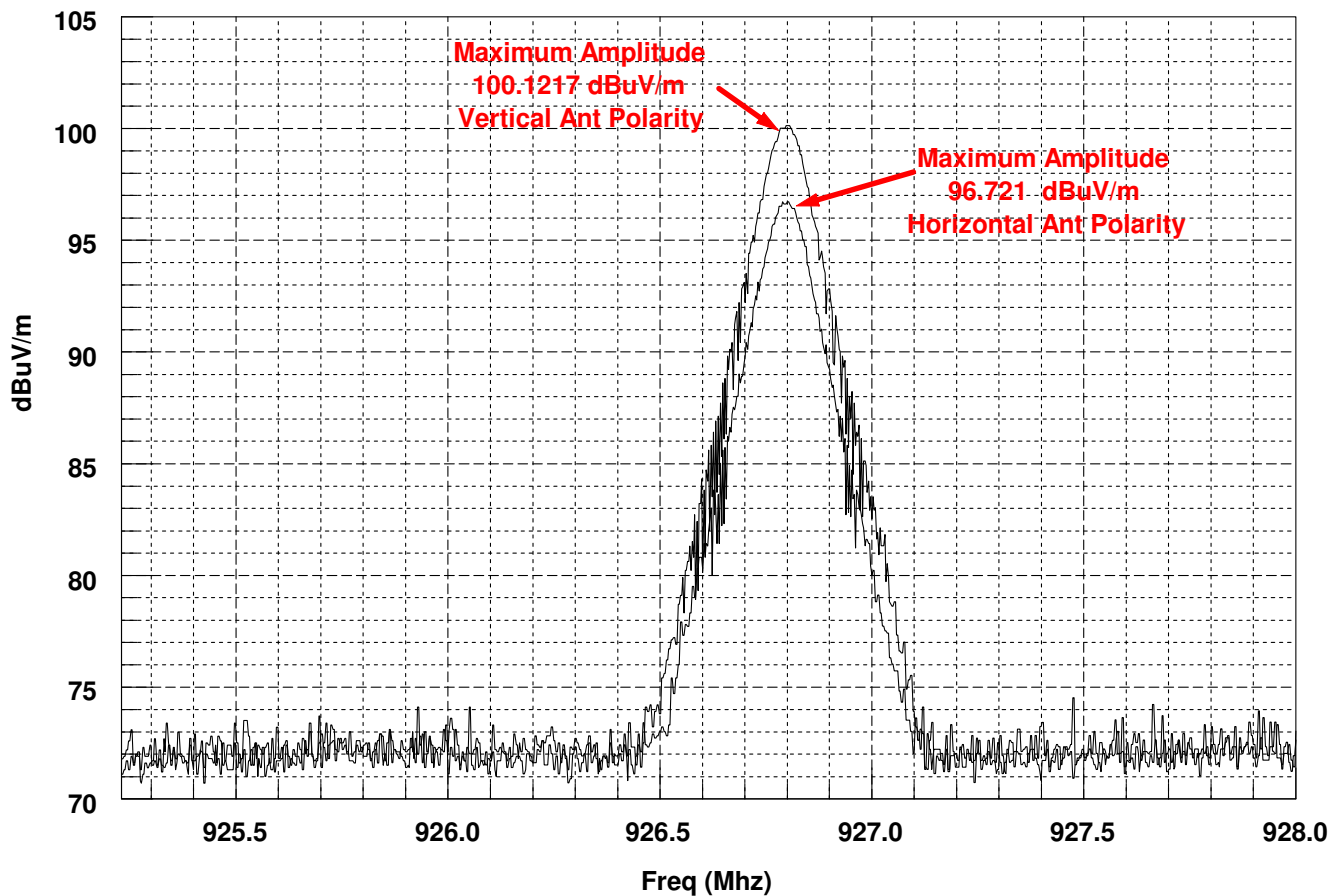
American Unit: AM OOK 10 dBm Output Amplitude FCC 15.247 (b)(2) / RSS 247 5.4 (1)

ITRON, Inc.

American Unit Model: 500S AM OOK 10 dBm

Maximum Amplitude FCC 15.247 (b) (2) and RSS 247 5.4 (1)

High Frequency



International Certification Services, Inc.

June 06, 2016

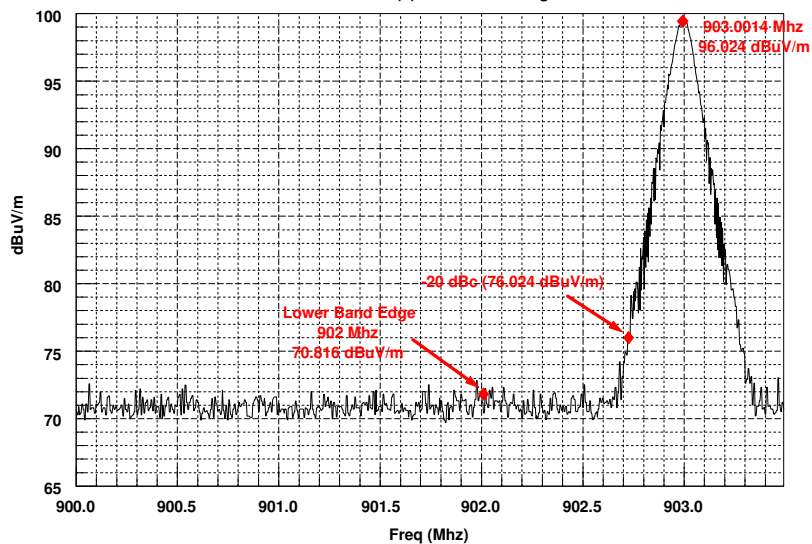
INTERNATIONAL



CERTIFICATION SERVICES, INC.

American Unit: AM OOK 10 dBm Band Edges FCC 15.247 (d) / RSS 247 5.4 (1)

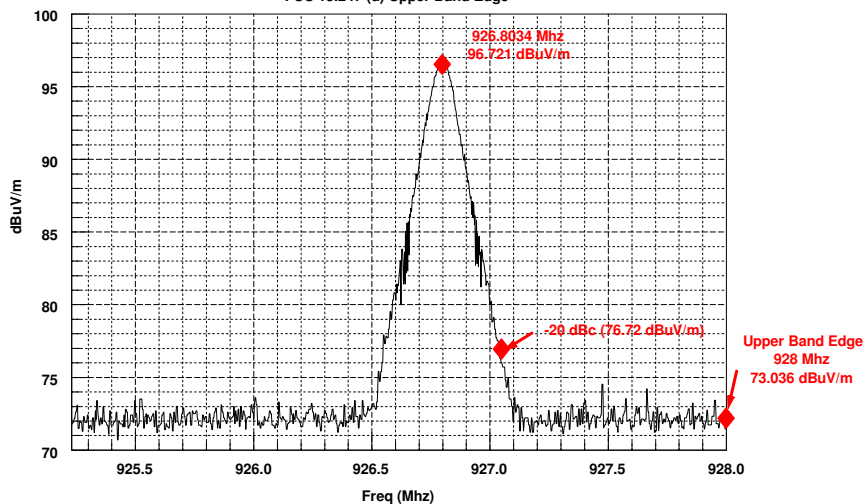
ITRON, Inc.
American Unit Model: AM OOK 10 dBm
FCC 15.247 (d) Lower Band Edge



International Certification Services, Inc.

June 06, 2016

ITRON, Inc.
American Unit Model: AM OOK 10 dBm
FCC 15.247 (d) Upper Band Edge



International Certification Services, Inc.

June 06., 2016

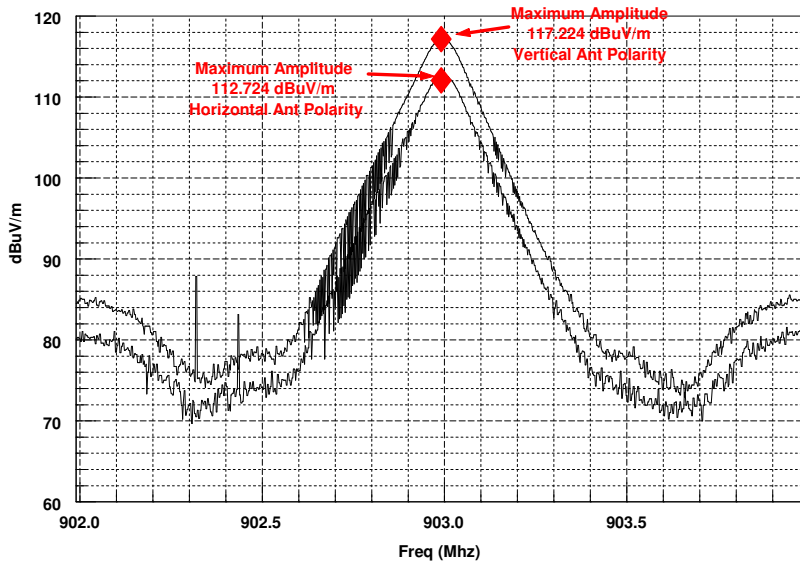
INTERNATIONAL



CERTIFICATION SERVICES, INC.

American Unit: AM OOK 24 dBm Output Amplitude FCC 15.247 (b)(2) / RSS 247 5.4 (1)

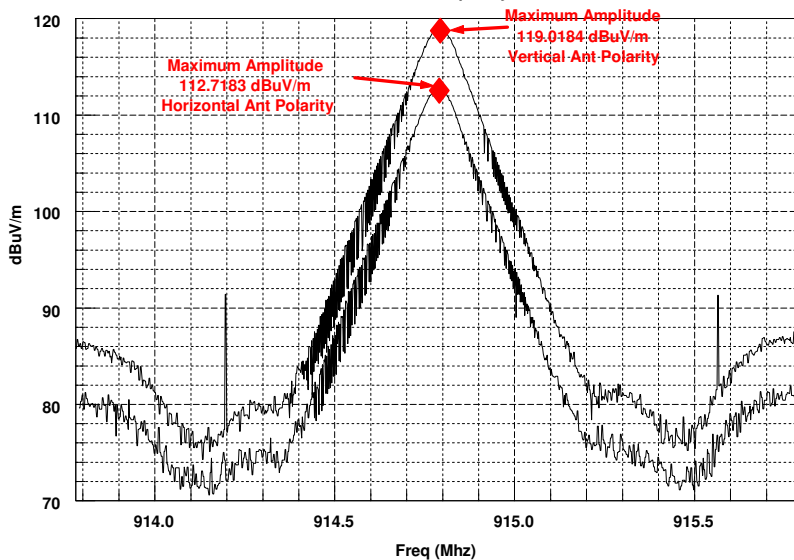
ITRON, Inc.
American Unit Model: 500S AM OOK 24 dBm
Maximum Amplitude FCC 15.247 (b) (2) and RSS 247 5.4 (1)
Low Frequency



International Certification Services, Inc.

June 06, 2016

ITRON, Inc.
American Unit Model: 500S AM OOK 24 dBm
Maximum Amplitude FCC 15.247 (b) (2) and RSS 247 5.4 (1)
Middle Frequency



International Certification Services, Inc.

June 06, 2016

INTERNATIONAL



CERTIFICATION SERVICES, INC.

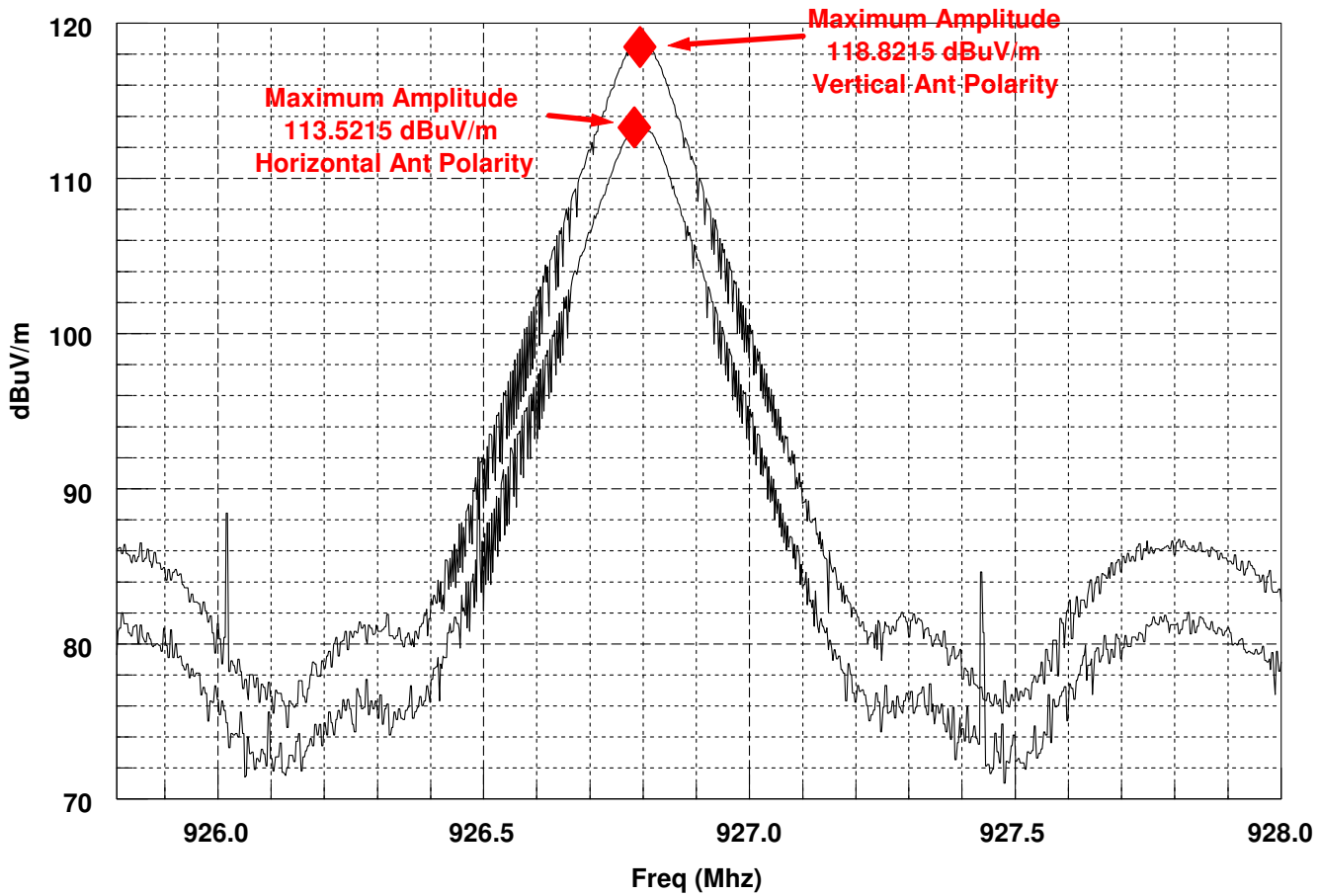
American Unit: AM OOK 24 dBm Output Amplitude FCC 15.247 (b)(2) / RSS 247 5.4 (1)

ITRON, Inc.

American Unit Model: 500S AM OOK 24 dBm

Maximum Amplitude FCC 15.247 (b) (2) and RSS 247 5.4 (1)

High Frequency



International Certification Services, Inc.

June 06, 2016

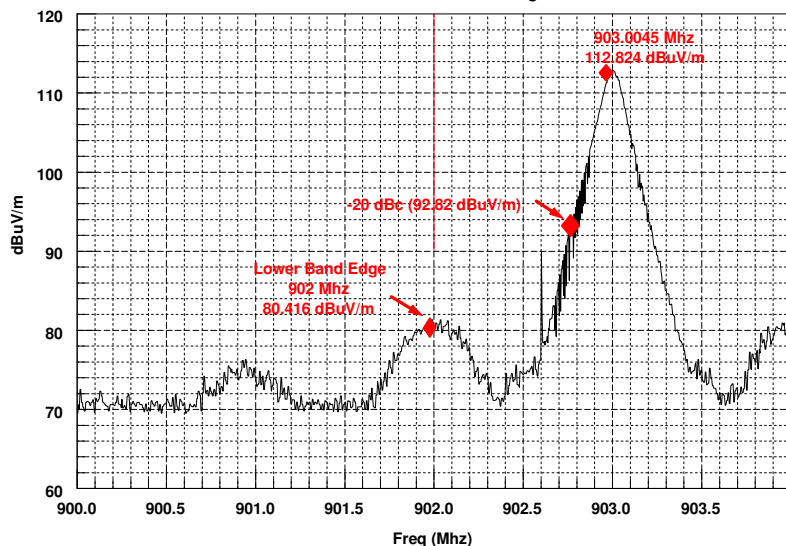
INTERNATIONAL



CERTIFICATION SERVICES, INC.

American Unit: AM OOK 24 dBm Band Edges FCC 15.247 (d) / RSS 247 5.4 (1)

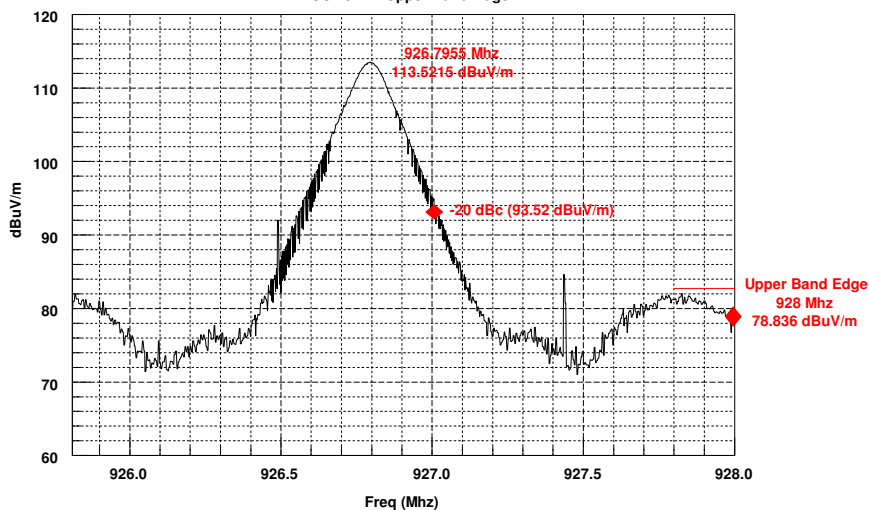
ITRON, Inc.
American Unit Model: AM OOK 24 dBm
FCC 15.247 Lower Band Edge



International Certification Services, Inc.

June 06, 2016

ITRON, Inc.
American Unit Model: AM OOK 24 dBm
FCC 15.247 Upper Band Edge



International Certification Services, Inc.

June 06, 2016

INTERNATIONAL



CERTIFICATION SERVICES, INC.

ATTACHMENT C

**PRODUCT DATA SHEET OR PRODUCT INFORMATION FORM AS SUPPLIED
BY THE CUSTOMER**

INTERNATIONAL



CERTIFICATION SERVICES, INC.

COMPANY NAME: ITRON, Inc.

CUSTOMER REPRESENTATIVE: International Certification Services, Inc.

EQUIPMENT DESCRIPTION: Gas Meter End Point (902-928 Mhz Transmitter)

MODEL NUMBER: American Unit

SERIAL NUMBER: N/A

TYPE OF TEST: ☐ Development
☐ Initial Design Verification
☐ Design Change (Please describe exact changes below)
☒ Production Sample (Audit Test)
Changes made: NONE

OSCILLATOR FREQUENCIES:

Unknown

PRODUCT SHIELDING PROVISION:

Plastic enclosure

SOFTWARE AND / OR OPERATING MODES:

Unknown

I/O CABLES: NONE

INTERNATIONAL



CERTIFICATION SERVICES, INC.